



# **SilverstoneClassic**

**29 | 30 | 31 JULY 2016**  
**[www.silverstoneclassic.com](http://www.silverstoneclassic.com)**



Timing & Results by MST SYSTEMS Ltd.  
[www.mstworld.com](http://www.mstworld.com)

© MST SYSTEMS Ltd 2016

The Haysfield, Spring Lane North, Malvern WR14 1GF

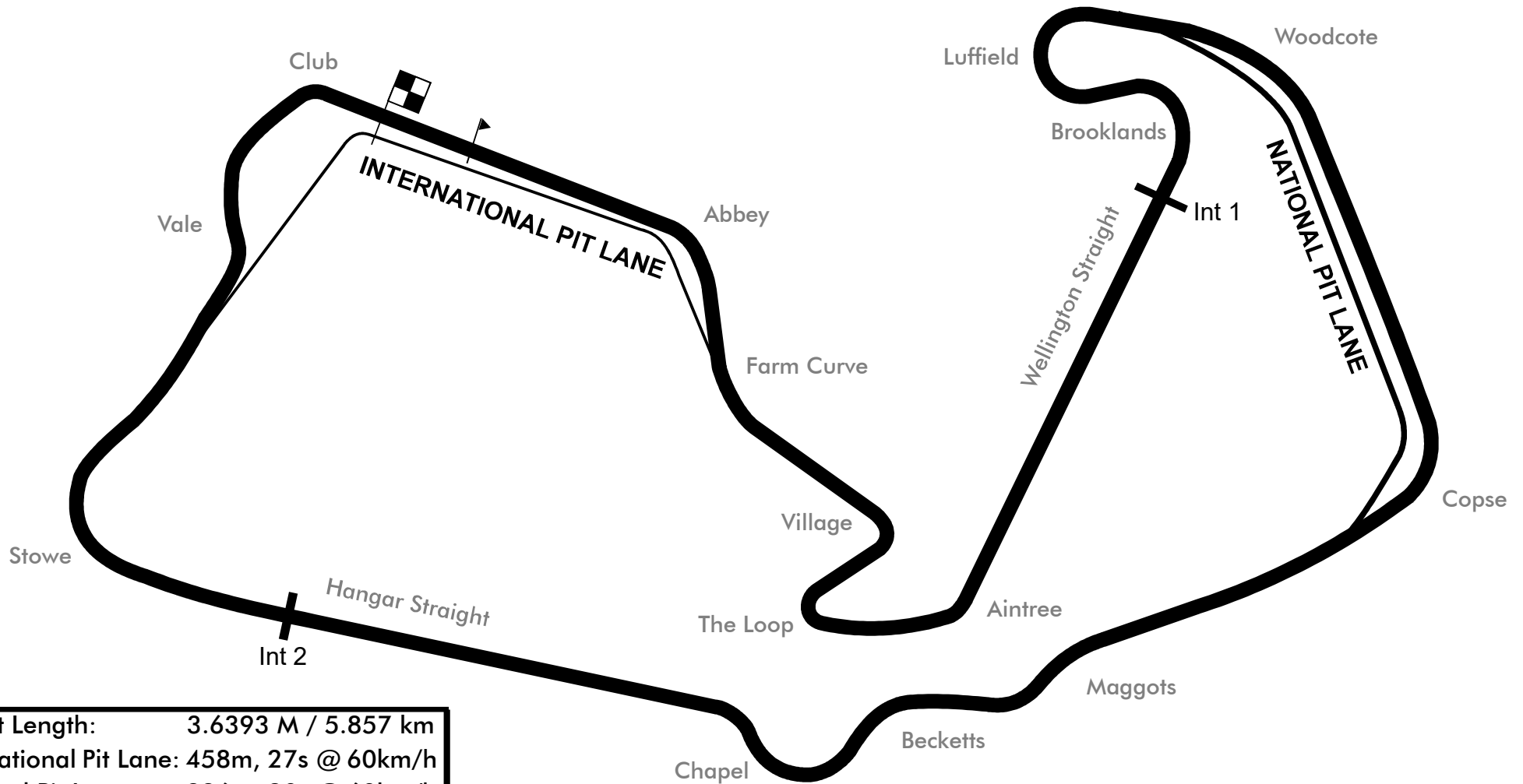
t: +44 (0) 1684 560614 e: [timing@mstworld.com](mailto:timing@mstworld.com)



# Silverstone Classic

29 | 30 | 31 JULY 2016

## Silverstone Historic Grand Prix Circuit



Circuit Length:	3.6393 M / 5.857 km
International Pit Lane:	458m, 27s @ 60km/h
National Pit Lane:	336m, 20s @ 60km/h
Intermediate 1:	1.757 km
Intermediate 2:	4.760 km
Start line offset:	132.3 m



## Silverstone Classic - 29 - 31 Jul 2016

### Commander Yorke Trophy for Historic Formula Junior Qualifying for Race 1 - Classification

Sheet No:

POS	NO	DRIVER/S	CLASS	CLASS POS	CAR MAKE / MODEL	TIME	ON	LAPS	GAP	DIFF	MPH
1	79	Andrew Hibberd	E1	1	Lotus 22	2:21.064	6	8			92.88
2	53	Sam Wilson	E1	2	Lotus 20/22	2:21.152	7	8	0.088	0.088	92.82
3	92	Westie Mitchell	E1	3	DeTomaso 63	2:21.498	6	8	0.434	0.346	92.59
4	66	Cameron Jackson	E1	4	Brabham BT2	2:22.799	6	8	1.735	1.301	91.75
5	57	Callum Grant	E1	5	Merlyn Mk5/7	2:23.457	7	8	2.393	0.658	91.33
6	181	Gregory Thornton	E1	6	Lotus 22	2:23.993	3	8	2.929	0.536	90.99
7	80	Nicholas Fennell	E1	7	Lotus 27	2:24.530	7	8	3.466	0.537	90.65
8	61	Simon Diffey	E1	8	Lotus 20	2:25.501	2	8	4.437	0.971	90.05
9	82	Andrew Garside	E1	9	Lotus 20	2:26.056	7	7	4.992	0.555	89.70
10	70	John Fyda	E1	10	Brabham BT6	2:26.749	6	7	5.685	0.693	89.28
11	69	Stuart Roach	E1	11	Alexis Mk4	2:26.836	1	1	5.772	0.087	89.23
12	58	Richard Smeeton	E1	12	Wainer 63	2:27.965	3	7	6.901	1.129	88.55
13	11	Will Mitcham	B2	1	U2 Mk2	2:28.303	8	8	7.239	0.338	88.34
14	33	Christopher Drake	B2	2	Terrier Mk4	2:28.991	6	7	7.927	0.688	87.94
15	65	Urs Mueller	E1	13	Lotus 20/22	2:29.034	7	7	7.970	0.043	87.91
16	161	Andrew Beaumont	E1	14	Lotus 22	2:29.666	2	7	8.602	0.632	87.54
17	83	Martin Walford	E1	15	Lotus 22	2:30.036	8	8	8.972	0.370	87.32
18	71	James Hicks	D2	1	Caravelle Mk3	2:30.386	5	7	9.322	0.350	87.12
19	48	John Delane	D2	2	Lotus 18	2:30.719	5	7	9.655	0.333	86.93
20	76	John Rees	E1	16	Lotus 22	2:30.857	4	7	9.793	0.138	86.85
21	41	Harrison Scott	C2	1	Cooper T56	2:30.880	5	7	9.816	0.023	86.84
22	88	Lukas Halusa	D2	3	Lotus 20	2:31.881	6	7	10.817	1.001	86.26
23	32	Ray Mallock	B2	3	U2 Mk2	2:32.315	5	6	11.251	0.434	86.02
24	8	Lee Mowle	E1	17	Lotus 20/22	2:32.356	4	7	11.292	0.041	85.99
25	50	David Innes	E1	18	Lotus 27	2:32.968	6	7	11.904	0.612	85.65
26	183	Jonathan Fyda	D2	4	U2 Mk3	2:33.122	6	7	12.058	0.154	85.56
27	14	Crispian Besley	C2	2	Cooper T56	2:33.863	4	7	12.799	0.741	85.15
28	63	Greg Audi	E1	19	Lotus 22	2:34.418	5	7	13.354	0.555	84.85
29	194	Johannes Kistler	E1	20	Lotus 22	2:34.744	5	7	13.680	0.326	84.67
30	98	Chris Merrick	E1	21	Cooper T59	2:35.588	7	7	14.524	0.844	84.21
31	34	Nick Finburgh	C2	3	Envoy Mk1	2:35.735	4	6	14.671	0.147	84.13
32	46	Chris Alford	C2	4	Elva 200	2:35.870	4	7	14.806	0.135	84.06
33	90	Andrew Hayden	D2	5	Envoy Mk3	2:36.039	7	7	14.975	0.169	83.96
34	95	Robs Lamplough	E1	22	Brabham BT2	2:36.066	6	7	15.002	0.027	83.95
35	42	Martin Aubert	D2	6	Lotus 20	2:37.696	6	6	16.632	1.630	83.08
36	36	Tony Best	E1	23	Lotus 20/22	2:41.398	7	7	20.334	3.702	81.18
37	19	Ralf Emmerling	B2	4	Gemini Mk2	2:41.522	7	7	20.458	0.124	81.11
38	283	Arlette Mueller	E1	24	Lotus 22	2:41.567	6	6	20.503	0.045	81.09
39	39	Simon Durling	C1	1	Lotus 18	2:43.008	6	6	21.944	1.441	80.37
40	43	Ian Simmonds	C2	5	Envoy Mk1	2:43.035	2	5	21.971	0.027	80.36

Cars 28, 34 & 43 require working transponders - Regulation Q.12.2.1 refers.  
A 30 second penalty will be applied if not working in the race.

Session Start: 09:00:10 - Finish: 09:20:00  
Weather/Track Conditions: Cloud / Dry  
Circuit: Silverstone Historic Grand Prix  
Track Length: 5.857 Km - 3.6394 miles

These results are provisional until the conclusion of any judicial and technical matters.

Clerk of the Course:

Julian Floyd

Timekeeper:

Nick Palmer

Issued at:



## Silverstone Classic - 29 - 31 Jul 2016

### Commander Yorke Trophy for Historic Formula Junior Qualifying for Race 1 - Classification

Sheet No:

POS	NO	DRIVER/S	CLASS	CLASS POS	CAR MAKE / MODEL	TIME	ON	LAPS	GAP	DIFF	MPH
41	30	Roger Skipp	C2	6	Emeryson FJ	2:43.882	7	7	22.818	0.847	79.95
42	77	Richard Nitschke	E1	25	Elfin Catalina	2:44.345	4	6	23.281	0.463	79.72
43	15	Ian Phillips	B2	5	BMC Mk1	2:45.611	6	6	24.547	1.266	79.11
44	115	Harin De Silva	B2	6	Lola Mk2	2:45.894	4	6	24.830	0.283	78.98
45	40	Chris Wilks	C2	7	Deep Sanderson DS104	2:46.093	6	6	25.029	0.199	78.88
46	9	Patrick Barford	B2	7	Lola Mk2	2:47.002	6	6	25.938	0.909	78.45
47	171	Andrew Thorpe	D2	7	Lotus 20	2:49.159	6	6	28.095	2.157	77.45
48	54	Martin Halusa	E1	26	Lotus 22	2:50.337	5	6	29.273	1.178	76.92
49	51	Larry Kinch	B2	8	Gemini Mk11	2:52.618	4	6	31.554	2.281	75.90
50	74	Francesco Baldanza	E1	27	Lotus 22	2:54.563	4	6	33.499	1.945	75.05
51	16	Peter Fenichel	A	1	Stanguellini FJ	2:56.233	6	6	35.169	1.670	74.34
52	99	Simon Jones	B2	9	Elva 100	2:56.407	6	6	35.343	0.174	74.27
53	94	Geoff Underwood	D2	8	Dolphin FJ	2:58.555	6	6	37.491	2.148	73.38
54	132	Nick Grewal	A	2	OSCA FJ	2:58.668	4	6	37.604	0.113	73.33
55	7	Duncan Rabagliati	B2	10	Alexis HF1	2:58.868	1	1	37.804	0.200	73.25
56	170	Richard Babcock	E1	28	Lotus 20/22	2:59.766	6	6	38.702	0.898	72.88
57	190	Mike Gosbell	B1	1	Nota FJ	2:59.931	6	6	38.867	0.165	72.82
58	2	Christopher Milner	E1	29	Lotus 20/22	3:01.524	1	3	40.460	1.593	72.18
59	26	Roger Dexter	B2	11	Elva-DKW 100	3:05.689	1	2	44.625	4.165	70.56
60	28	Anthony Nobles	A	3	Volpini FJ	3:37.155	2	3	1:16.0	31.466	60.33
61	114	Julia De Baldanza	A	4	OSCA FJ	3:37.470	5	5	1:16.4	0.315	60.25
62	72	Chris Chilcott	E1	30	Brabham BT2	3:45.484	1	2	1:24.4	8.014	58.10

Cars 28, 34 & 43 require working transponders - Regulation Q.12.2.1 refers.  
A 30 second penalty will be applied if not working in the race.

Session Start: 09:00:10 - Finish: 09:20:00  
Weather/Track Conditions: Cloud / Dry  
Circuit: Silverstone Historic Grand Prix  
Track Length: 5.857 Km - 3.6394 miles

These results are provisional until the conclusion of any judicial and technical matters.

Clerk of the Course:  Julian Floyd	Timekeeper:  Nick Palmer	Issued at:
--	--------------------------------	------------

# Silverstone Classic - 29 - 31 Jul 2016

## Commander Yorke Trophy for Historic Formula Junior Qualifying for Race 1 - Sector Analysis

2		Christopher Milner (E1)						Lotus 20/22											
lap	Sect-1	Speed	Sect-2	Speed	Sect-3	Speed	TopSpeed	laptime	pit	lap	Sect-1	Speed	Sect-2	Speed	Sect-3	Speed	Topspeed	laptime	pit
1	56.151	87.2	1:29.186	109.5	36.187	73.7		3:01.524		3	58.253	89.6	1:32.405	112.4	36.001	68.7		3:06.659	
2	1:06.210	81.5	1:31.551	114.9	33.348	70.3		3:11.109		4									

7		Duncan Rabagliati (B2)						Alexis HF1											
lap	Sect-1	Speed	Sect-2	Speed	Sect-3	Speed	TopSpeed	laptime	pit	lap	Sect-1	Speed	Sect-2	Speed	Sect-3	Speed	Topspeed	laptime	pit
1	56.519	93.5	1:28.765	96.3	33.584	72.3		2:58.868		2									

8		Lee Mowle (E1)						Lotus 20/22											
lap	Sect-1	Speed	Sect-2	Speed	Sect-3	Speed	TopSpeed	laptime	pit	lap	Sect-1	Speed	Sect-2	Speed	Sect-3	Speed	Topspeed	laptime	pit
1	50.959	106.0	1:18.792	114.7	28.891	86.7		2:38.642		5	46.652	112.2	1:19.706	115.7	29.389	87.4		2:35.747	
2	48.018	109.1	1:17.435	111.1	30.093	88.5		2:35.546		6	48.140	110.2	1:15.265	115.7	34.693	63.3		2:38.098	
3	47.466	111.3	1:17.017	114.1	28.844	88.4		2:33.327		7	48.216	111.8	1:29.316	114.7	29.816	88.0		2:47.348	
4	47.015	111.8	1:16.941	115.1	28.400	86.9		2:32.356		8									

9		Patrick Barford (B2)						Lola Mk2											
lap	Sect-1	Speed	Sect-2	Speed	Sect-3	Speed	TopSpeed	laptime	pit	lap	Sect-1	Speed	Sect-2	Speed	Sect-3	Speed	Topspeed	laptime	pit
1	57.904	83.8	1:34.629	99.3	36.401	77.1		3:08.934		4	52.679	95.5	1:24.227	108.6	32.011	81.6		2:48.917	
2	57.058	87.8	1:30.476	111.3	33.542	79.1		3:01.076		5	53.028	100.8	1:24.499	113.2	32.718	80.1		2:50.245	
3	54.180	101.8	1:26.075	107.9	32.944	82.8		2:53.199		6	53.050	102.3	1:22.350	112.6	31.602	81.0		2:47.002	

11		Will Mitcham (B2)						U2 Mk2											
lap	Sect-1	Speed	Sect-2	Speed	Sect-3	Speed	TopSpeed	laptime	pit	lap	Sect-1	Speed	Sect-2	Speed	Sect-3	Speed	Topspeed	laptime	pit
1	48.163	110.6	1:15.993	118.8	27.758	91.2		2:31.914		5	46.875	115.9	1:14.961	120.7	27.365	89.5		2:29.201	
2	48.054	115.3	1:15.982	120.1	27.527	87.5		2:31.563		6	47.757	115.9	1:18.928	118.8	27.466	90.6		2:34.151	
3	48.287	115.5	1:15.131	119.4	27.947	86.5		2:31.365		7	47.326	114.5	1:16.986	117.3	29.970	88.9		2:34.282	
4	47.385	115.9	1:14.689	119.8	27.646	85.1		2:29.720		8	46.700	115.5	1:14.012	120.3	27.591	88.7		2:28.303	

14		Crispian Besley (C2)						Cooper T56											
lap	Sect-1	Speed	Sect-2	Speed	Sect-3	Speed	TopSpeed	laptime	pit	lap	Sect-1	Speed	Sect-2	Speed	Sect-3	Speed	Topspeed	laptime	pit
1	49.280	107.4	1:21.260	115.1	29.574	84.0		2:40.114		5	48.439	109.1	1:18.161	114.3	30.021	83.8		2:36.621	
2	48.743	106.2	1:19.709	114.7	29.781	84.1		2:38.233		6	51.497	108.6	1:17.407	115.3	28.868	83.6		2:37.772	
3	50.144	109.7	1:18.419	114.7	29.583	85.3		2:38.146		7	49.998	110.2	1:17.388	115.1	28.874	84.2		2:36.260	
4	48.424	109.1	1:16.930	114.7	28.509	85.2		2:33.863		8									

15		Ian Phillips (B2)						BMC Mk1											
lap	Sect-1	Speed	Sect-2	Speed	Sect-3	Speed	TopSpeed	laptime	pit	lap	Sect-1	Speed	Sect-2	Speed	Sect-3	Speed	Topspeed	laptime	pit
1	55.659	99.7	1:26.553	105.7	34.882	73.1		2:57.094		4	52.744	96.8	1:23.243	110.0	34.045	72.5		2:50.032	
2	54.005	95.3	1:26.995	111.1	33.058	73.7		2:54.058		5	53.110	105.7	1:27.422	109.8	33.375	78.7		2:53.907	
3	53.721	101.2	1:25.025	109.3	33.107	75.4		2:51.853		6	51.571	106.0	1:22.347	109.7	31.693	80.1		2:45.611	

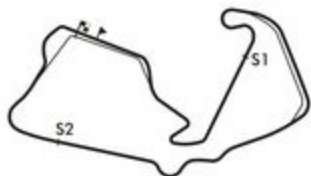
16		Peter Fenichel (A)						Stanguellini FJ											
lap	Sect-1	Speed	Sect-2	Speed	Sect-3	Speed	TopSpeed	laptime	pit	lap	Sect-1	Speed	Sect-2	Speed	Sect-3	Speed	Topspeed	laptime	pit
1	1:01.141	90.8	1:33.347	102.5	35.679	69.1		3:10.167		4	54.787	97.3	1:29.148	94.0	32.840	74.0		2:56.775	
2	59.393	94.5	1:30.570	99.1	37.093	72.0		3:07.056		5	55.246	96.4	1:29.478	104.0	35.432	75.7		3:00.156	
3	57.728	89.0	1:30.494	101.1	33.879	71.6		3:02.101		6	54.566	96.8	1:28.506	104.0	33.161	75.9		2:56.233	

19		Ralf Emmerling (B2)						Gemini Mk2											
lap	Sect-1	Speed	Sect-2	Speed	Sect-3	Speed	TopSpeed	laptime	pit	lap	Sect-1	Speed	Sect-2	Speed	Sect-3	Speed	Topspeed	laptime	pit
1	55.409	101.4	1:25.692	110.9	33.382	77.4		2:54.483		5	49.883	107.9	1:21.933	112.2	31.529	85.1		2:43.345	
2	52.539	102.1	1:25.152	108.9	31.849	83.2		2:49.540		6	49.987	108.4	1:21.388	111.5	30.747	84.6		2:42.122	
3	51.102	108.1	1:24.750	102.8	32.500	78.1		2:48.352		7	50.094	107.7	1:20.284	112.0	31.144	86.5		2:41.522	
4	50.299	107.2	1:22.903	111.7	32.552	80.7		2:45.754		8									

26		Roger Dexter (B2)						Elva-DKW 100											
lap	Sect-1	Speed	Sect-2	Speed	Sect-3	Speed	TopSpeed	laptime	pit	lap	Sect-1	Speed	Sect-2	Speed	Sect-3	Speed	Topspeed	laptime	pit
1	58.104	86.3	1:33.009	97.8	34.576	74.6		3:05.689		2	1:01.330	68.8	1:32.009	100.2	33.297	75.9		3:06.636	



Session Start: 09:00:10 - Finish: 09:20:00

Weather/Track Conditions:

Circuit: Silverstone Historic Grand Prix

Track Length: 5.857 Km - 3.6394 miles

# Silverstone Classic - 29 - 31 Jul 2016

## Commander Yorke Trophy for Historic Formula Junior Qualifying for Race 1 - Sector Analysis

28 Anthony Nobles (A)									Volpini FJ											
lap	Sect-1	Speed	Sect-2	Speed	Sect-3	Speed	TopSpeed	laptime	pit	lap	Sect-1	Speed	Sect-2	Speed	Sect-3	Speed	Topspeed	laptime	pit	
1								7:07.830		3									3:42.273	
2								3:37.155		4										

30 Roger Skipp (C2)									Emeryson FJ											
lap	Sect-1	Speed	Sect-2	Speed	Sect-3	Speed	TopSpeed	laptime	pit	lap	Sect-1	Speed	Sect-2	Speed	Sect-3	Speed	Topspeed	laptime	pit	
1	56.611	103.4	1:24.944	108.4	32.650	84.9		2:54.205		5	51.197	105.0	1:23.557	109.7	30.163	84.6			2:44.917	
2	51.948	104.9	1:24.309	108.2	30.779	85.4		2:47.036		6	51.509	105.0	1:23.405	107.9	30.985	84.8			2:45.899	
3	52.653	102.1	1:24.969	109.5	30.254	85.8		2:47.876		7	51.184	105.2	1:21.828	109.3	30.870	84.7			2:43.882	
4	50.948	105.0	1:21.939	108.9	31.168	80.2		2:44.055		8										

32 Ray Mallock (B2)									U2 Mk2											
lap	Sect-1	Speed	Sect-2	Speed	Sect-3	Speed	TopSpeed	laptime	pit	lap	Sect-1	Speed	Sect-2	Speed	Sect-3	Speed	Topspeed	laptime	pit	
1	48.536	110.9	1:17.645	116.3	29.197	88.1		2:36.921		4	49.119	112.8	1:23.705	118.1	28.214	89.5			2:41.038	
2	47.618	114.9	1:17.418	122.2	29.308	84.0		2:34.344		5	47.214	115.1	1:15.905	120.1	29.196	85.5			2:32.315	
3	47.857	114.7	1:17.365	118.8	28.359	87.5		2:33.581		6	47.403	114.3	1:20.774	115.1	31.474	78.9			2:39.651	

33 Christopher Drake (B2)									Terrier Mk4											
lap	Sect-1	Speed	Sect-2	Speed	Sect-3	Speed	TopSpeed	laptime	pit	lap	Sect-1	Speed	Sect-2	Speed	Sect-3	Speed	Topspeed	laptime	pit	
1	48.536	108.9	1:17.517	112.6	28.299	87.3		2:34.352		5	49.725	107.9	1:15.702	115.3	27.691	91.2			2:33.118	
2	47.563	109.5	1:16.597	113.4	27.656	90.3		2:31.816		6	46.578	110.9	1:15.231	114.9	27.182	90.7			2:28.991	
3	47.238	108.9	1:16.359	113.6	27.686	89.7		2:31.283		7	48.092	111.1	1:15.308	115.1	28.488	88.4			2:31.888	
4	46.682	110.6	1:17.009	116.1	30.146	89.8		2:33.837		8										

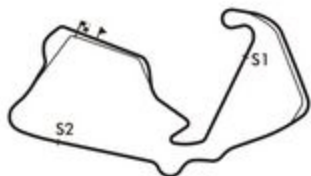
34 Nick Finburgh (C2)									Envoy Mk1											
lap	Sect-1	Speed	Sect-2	Speed	Sect-3	Speed	TopSpeed	laptime	pit	lap	Sect-1	Speed	Sect-2	Speed	Sect-3	Speed	Topspeed	laptime	pit	
1								2:37.202		4									2:35.735	
2								3:01.770		5									2:36.084	
3								2:35.780		6									2:36.782	

36 Tony Best (E1)									Lotus 20/22											
lap	Sect-1	Speed	Sect-2	Speed	Sect-3	Speed	TopSpeed	laptime	pit	lap	Sect-1	Speed	Sect-2	Speed	Sect-3	Speed	Topspeed	laptime	pit	
1	53.808	105.2	1:25.430	110.7	33.090	80.1		2:52.328		5	51.621	107.5	1:21.476	115.1	30.172	86.4			2:43.269	
2	51.894	104.9	1:24.975	112.6	32.991	72.8		2:49.860		6	49.952	105.0	1:20.538	115.5	31.189	84.4			2:41.679	
3	55.427	105.4	1:23.724	110.7	33.056	78.1		2:52.207		7	50.643	105.0	1:20.154	116.7	30.601	77.1			2:41.398	
4	54.436	107.2	1:22.221	115.3	31.973	69.2		2:48.630		8										

39 Simon Durling (C1)									Lotus 18											
lap	Sect-1	Speed	Sect-2	Speed	Sect-3	Speed	TopSpeed	laptime	pit	lap	Sect-1	Speed	Sect-2	Speed	Sect-3	Speed	Topspeed	laptime	pit	
1	57.907	93.2	1:37.405	108.6	32.714	81.6		3:08.026		4	51.960	107.0	1:23.146	110.6	31.598	85.2			2:46.704	
2	54.568	100.0	1:23.952	109.3	33.276	81.0		2:51.796		5	53.170	107.0	1:20.344	107.5	32.016	85.8			2:45.530	
3	52.907	106.0	1:22.006	115.1	31.271	86.0		2:46.184		6	50.861	107.5	1:20.636	113.4	31.511	84.6			2:43.008	

40 Chris Wilks (C2)									Deep Sanderson DS104											
lap	Sect-1	Speed	Sect-2	Speed	Sect-3	Speed	TopSpeed	laptime	pit	lap	Sect-1	Speed	Sect-2	Speed	Sect-3	Speed	Topspeed	laptime	pit	
1	55.695	94.4	1:30.444	108.4	32.518	75.4		2:58.657		4	53.181	99.4	1:23.579	111.7	31.194	80.6			2:47.954	
2	52.571	102.6	1:26.419	110.9	34.486	72.2		2:53.476		5	51.365	105.2	1:25.524	108.8	32.373	77.6			2:49.262	
3	52.306	104.2	1:23.405	109.5	33.916	75.4		2:49.627		6	53.043	106.2	1:22.209	110.6	30.841	83.0			2:46.093	

41 Harrison Scott (C2)									Cooper T56											
lap	Sect-1	Speed	Sect-2	Speed	Sect-3	Speed	TopSpeed	laptime	pit	lap	Sect-1	Speed	Sect-2	Speed	Sect-3	Speed	Topspeed	laptime	pit	
1	50.567	106.5	1:18.786	113.9	28.459	87.2		2:37.812		5	47.307	106.2	1:16.257	112.4	27.316	88.9			2:30.880	
2	48.161	108.1	1:16.860	111.5	27.679	89.0		2:32.700		6	47.086	107.7	1:16.716	112.2	28.247	87.3			2:32.049	
3	47.310	108.9	1:16.854	112.4	27.542	86.3		2:31.706		7	48.039	109.5	1:15.695	112.4	27.367	88.7			2:31.101	
4	47.683	108.8	1:18.461	112.4	29.415	88.7		2:35.559		8										



Session Start: 09:00:10 - Finish: 09:20:00

Weather/Track Conditions:

Circuit: Silverstone Historic Grand Prix

Track Length: 5.857 Km - 3.6394 miles

# Silverstone Classic - 29 - 31 Jul 2016

## Commander Yorke Trophy for Historic Formula Junior Qualifying for Race 1 - Sector Analysis

42 Martin Aubert (D2)									Lotus 20								
lap	Sect-1	Speed	Sect-2	Speed	Sect-3	Speed	TopSpeed	laptime pit	lap	Sect-1	Speed	Sect-2	Speed	Sect-3	Speed	Topspeed	laptime pit
1	56.405	73.5	1:27.135	105.8	31.623	74.4		2:55.163	4	50.796	99.0	1:20.424	109.8	30.753	73.8		2:41.973
2	52.711	91.1	2:27.605	103.4	32.370	83.8		3:52.686	5	53.458	94.7	1:19.589	113.4	31.220	81.4		2:44.267
3	51.258	93.5	1:22.221	113.7	30.233	83.5		2:43.712	6	49.399	104.4	1:18.553	114.5	29.744	84.0		2:37.696

43 Ian Simmonds (C2)									Envoy Mk1								
lap	Sect-1	Speed	Sect-2	Speed	Sect-3	Speed	TopSpeed	laptime pit	lap	Sect-1	Speed	Sect-2	Speed	Sect-3	Speed	Topspeed	laptime pit
1								2:45.098	4								5:26.860
2								2:43.035	5								2:44.380
3								2:44.759	6								

46 Chris Alford (C2)									Elva 200								
lap	Sect-1	Speed	Sect-2	Speed	Sect-3	Speed	TopSpeed	laptime pit	lap	Sect-1	Speed	Sect-2	Speed	Sect-3	Speed	Topspeed	laptime pit
1	52.141	119.8	1:22.705	113.6	30.600	86.7		2:45.446	5	48.491	108.4	1:19.884	113.0	30.515	79.0		2:38.890
2	48.440	110.0	1:20.746	113.6	29.141	87.8		2:38.327	6	50.272	106.7	1:19.903	115.1	29.514	88.8		2:39.689
3	50.150	110.6	1:19.313	112.8	29.933	87.8		2:39.396	7	48.174	110.4	1:20.028	111.7	30.167	88.0		2:38.369
4	48.019	107.0	1:19.102	112.2	28.749	88.3		2:35.870	8								

48 John Delane (D2)									Lotus 18								
lap	Sect-1	Speed	Sect-2	Speed	Sect-3	Speed	TopSpeed	laptime pit	lap	Sect-1	Speed	Sect-2	Speed	Sect-3	Speed	Topspeed	laptime pit
1	48.785	107.7	1:17.183	118.8	29.181	85.5		2:35.149	5	47.163	115.7	1:15.315	120.3	28.241	81.8		2:30.719
2	47.670	113.4	1:17.114	120.3	28.123	85.1		2:32.907	6	46.675	117.1	1:18.208	119.8	28.335	87.7		2:33.218
3	47.651	114.5	1:16.021	120.5	28.326	87.7		2:31.998	7	47.634	114.3	1:15.726	119.8	28.407	85.3		2:31.767
4	49.843	111.1	1:19.464	117.1	28.090	86.1		2:37.397	8								

50 David Innes (E1)									Lotus 27								
lap	Sect-1	Speed	Sect-2	Speed	Sect-3	Speed	TopSpeed	laptime pit	lap	Sect-1	Speed	Sect-2	Speed	Sect-3	Speed	Topspeed	laptime pit
1	55.116	100.6	1:25.292	114.7	31.343	82.0		2:51.751	5	47.700	111.7	1:18.694	110.7	29.202	88.8		2:35.596
2	48.931	104.4	1:21.531	117.3	30.529	85.2		2:40.991	6	47.997	112.6	1:16.768	118.4	28.203	86.3		2:32.968
3	50.565	112.0	1:20.382	116.7	29.821	85.9		2:40.768	7	46.882	112.2	1:17.457	119.4	29.598	81.4		2:33.937
4	48.137	111.8	1:18.740	115.7	29.157	89.2		2:36.034	8								

51 Larry Kinch (B2)									Gemini Mk11								
lap	Sect-1	Speed	Sect-2	Speed	Sect-3	Speed	TopSpeed	laptime pit	lap	Sect-1	Speed	Sect-2	Speed	Sect-3	Speed	Topspeed	laptime pit
1	55.903	90.9	1:30.408	105.8	34.352	71.6		3:00.663	4	54.119	101.2	1:25.251	108.8	33.248	72.2		2:52.618
2	54.026	99.4	1:28.262	109.7	32.874	76.9		2:55.162	5	53.619	101.7	1:26.389	108.2	32.820	77.2		2:52.828
3	54.468	101.4	1:27.352	104.7	34.600	67.3		2:56.420	6	54.974	97.3	1:27.221	107.7	32.876	77.2		2:55.071

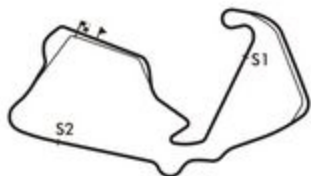
53 Sam Wilson (E1)									Lotus 20/22								
lap	Sect-1	Speed	Sect-2	Speed	Sect-3	Speed	TopSpeed	laptime pit	lap	Sect-1	Speed	Sect-2	Speed	Sect-3	Speed	Topspeed	laptime pit
1	46.150	119.0	1:13.806	122.9	26.738	90.9		2:26.694	5	45.805	117.9	1:12.223	124.7	25.870	94.8		2:23.898
2	45.051	119.2	1:13.320	123.8	27.366	81.9		2:25.737	6	43.922	120.7	1:16.792	91.6	28.388	93.9		2:29.102
3	45.497	119.4	1:16.081	121.4	26.162	92.8		2:27.740	7	44.166	120.5	1:11.073	125.4	25.913	90.1		2:21.152
4	46.317	117.7	1:12.814	125.9	26.795	79.2		2:25.926	8	44.618	120.5	1:13.973	124.3	26.338	94.4		2:24.929

54 Martin Halusa (E1)									Lotus 22								
lap	Sect-1	Speed	Sect-2	Speed	Sect-3	Speed	TopSpeed	laptime pit	lap	Sect-1	Speed	Sect-2	Speed	Sect-3	Speed	Topspeed	laptime pit
1	55.959	94.5	1:31.596	95.2	35.165	80.0		3:02.720	4	52.990	97.4	1:25.350	108.1	32.180	80.5		2:50.520
2	58.098	98.1	1:31.529	106.4	32.993	81.3		3:02.620	5	52.416	91.1	1:25.993	109.7	31.928	80.9		2:50.337
3	51.819	97.7	1:28.737	114.9	34.080	84.1		2:54.636	6	52.369	104.7	1:26.432	108.9	32.771	79.1		2:51.572

57 Callum Grant (E1)									Merlyn Mk5/7								
lap	Sect-1	Speed	Sect-2	Speed	Sect-3	Speed	TopSpeed	laptime pit	lap	Sect-1	Speed	Sect-2	Speed	Sect-3	Speed	Topspeed	laptime pit
1	45.834	118.1	1:14.502	120.3	26.718	92.7		2:27.054	5	45.069	119.2	1:13.721	123.6	27.912	93.5		2:26.702
2	45.777	116.7	1:13.257	120.9	26.217	91.9		2:25.251	6	44.759	118.6	1:12.065	121.8	26.817	88.8		2:23.641
3	44.643	118.6	1:13.569	121.1	26.921	94.1		2:25.133	7	44.457	119.0	1:12.620	121.4	26.380	92.8		2:23.457
4	44.666	120.5	1:14.163	121.6	26.635	89.8		2:25.464	8	44.837	117.9	1:12.917	117.5	26.878	91.3		2:24.632



Session Start: 09:00:10 - Finish: 09:20:00

Weather/Track Conditions:

Circuit: Silverstone Historic Grand Prix

Track Length: 5.857 Km - 3.6394 miles

# Silverstone Classic - 29 - 31 Jul 2016

## Commander Yorke Trophy for Historic Formula Junior Qualifying for Race 1 - Sector Analysis

58 Richard Smeeton (E1)								Wainer 63												
lap	Sect-1	Speed	Sect-2	Speed	Sect-3	Speed	TopSpeed	laptime	pit	lap	Sect-1	Speed	Sect-2	Speed	Sect-3	Speed	Topspeed	laptime	pit	
1	46.948	114.1	1:19.605	113.7	29.554	88.1		2:36.107		5	48.139	116.3	1:13.523	122.9	27.323	91.3			2:28.985	
2	46.834	117.5	1:13.504	123.4	28.281	80.0		2:28.619		6	46.146	120.1	1:13.806	124.0	29.298	85.9			2:29.250	
3	45.772	118.8	1:14.779	121.1	27.414	88.3		2:27.965		7	46.373	118.8	1:15.499	122.2	26.975	91.2			2:28.847	
4	45.262	119.4	1:14.093	123.6	28.708	83.1		2:28.063		8										

61 Simon Diffey (E1)								Lotus 20												
lap	Sect-1	Speed	Sect-2	Speed	Sect-3	Speed	TopSpeed	laptime	pit	lap	Sect-1	Speed	Sect-2	Speed	Sect-3	Speed	Topspeed	laptime	pit	
1	46.318	115.9	1:14.666	120.7	26.612	90.8		2:27.596		5	46.058	116.7	1:15.184	121.8	27.643	87.6			2:28.885	
2	45.243	117.3	1:13.296	121.6	26.962	90.6		2:25.501		6	45.428	117.1	1:13.309	122.2	27.941	84.6			2:26.678	
3	45.161	117.3	1:16.425	122.5	26.791	91.7		2:28.377		7	45.422	118.1	1:13.802	121.8	26.583	92.4			2:25.807	
4	46.047	116.1	1:14.702	121.8	27.187	92.3		2:27.936		8	45.699	119.0	1:13.485	121.6	27.199	89.1			2:26.383	

63 Greg Audi (E1)								Lotus 22												
lap	Sect-1	Speed	Sect-2	Speed	Sect-3	Speed	TopSpeed	laptime	pit	lap	Sect-1	Speed	Sect-2	Speed	Sect-3	Speed	Topspeed	laptime	pit	
1	52.081	98.7	1:21.941	116.3	30.258	86.8		2:44.280		5	47.534	112.6	1:17.692	118.1	29.192	81.2			2:34.418	
2	49.721	109.5	1:22.068	116.9	29.257	88.1		2:41.046		6	49.769	113.2	1:17.874	112.6	30.219	90.1			2:37.862	
3	49.424	76.1	1:20.552	117.5	28.984	68.7		2:38.960		7	48.282	88.0	1:32.870	114.5	32.227	81.0			2:53.379	
4	48.981	114.7	1:18.610	117.7	28.190	89.2		2:35.781		8										

65 Urs Mueller (E1)								Lotus 20/22												
lap	Sect-1	Speed	Sect-2	Speed	Sect-3	Speed	TopSpeed	laptime	pit	lap	Sect-1	Speed	Sect-2	Speed	Sect-3	Speed	Topspeed	laptime	pit	
1	51.126	95.7	1:19.949	120.9	30.888	84.2		2:41.963		5	46.406	109.7	1:15.774	121.4	29.738	90.2			2:31.918	
2	47.783	116.5	1:16.604	121.8	28.584	91.3		2:32.971		6	47.904	114.7	1:13.701	121.1	29.378	91.1			2:30.983	
3	46.729	115.7	1:15.809	121.4	29.154	91.1		2:31.692		7	45.910	118.1	1:14.946	122.5	28.178	86.6			2:29.034	
4	46.624	117.3	1:15.669	121.6	28.549	90.4		2:30.842		8										

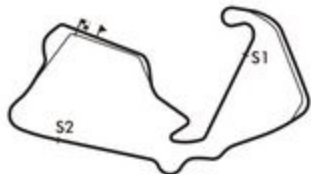
66 Cameron Jackson (E1)								Brabham BT2												
lap	Sect-1	Speed	Sect-2	Speed	Sect-3	Speed	TopSpeed	laptime	pit	lap	Sect-1	Speed	Sect-2	Speed	Sect-3	Speed	Topspeed	laptime	pit	
1	45.052	115.7	1:13.275	114.9	27.725	92.1		2:26.052		5	45.118	117.1	1:13.741	119.0	26.090	93.3			2:24.949	
2	45.641	114.5	1:13.771	119.4	26.501	95.3		2:25.913		6	44.818	115.7	1:11.939	118.4	26.042	94.9			2:22.799	
3	46.999	115.5	1:15.372	118.8	28.015	87.7		2:30.386		7	45.610	112.4	1:12.404	120.3	26.049	94.8			2:24.063	
4	44.939	118.6	1:13.600	119.2	28.397	90.9		2:26.936		8	44.538	116.9	1:12.248	119.6	26.251	94.4			2:23.037	

69 Stuart Roach (E1)								Alexis Mk4												
lap	Sect-1	Speed	Sect-2	Speed	Sect-3	Speed	TopSpeed	laptime	pit	lap	Sect-1	Speed	Sect-2	Speed	Sect-3	Speed	Topspeed	laptime	pit	
1	46.794	114.7	1:13.583	121.1	26.459	93.2		2:26.836		2										

70 John Fyda (E1)								Brabham BT6												
lap	Sect-1	Speed	Sect-2	Speed	Sect-3	Speed	TopSpeed	laptime	pit	lap	Sect-1	Speed	Sect-2	Speed	Sect-3	Speed	Topspeed	laptime	pit	
1	51.406	95.7	1:18.456	126.1	30.317	85.1		2:40.179		5	45.671	111.8	1:15.018	127.6	29.417	89.8			2:30.106	
2	48.503	115.7	1:14.796	126.9	30.105	91.9		2:33.404		6	45.892	122.7	1:13.187	127.1	27.670	89.7			2:26.749	
3	46.097	117.7	1:14.929	120.1	29.612	87.2		2:30.638		7	46.695	115.5	1:13.000	125.9	28.207	90.1			2:27.902	
4	46.486	123.1	1:15.743	127.6	28.832	89.0		2:31.061		8										

71 James Hicks (D2)								Caravelle Mk3												
lap	Sect-1	Speed	Sect-2	Speed	Sect-3	Speed	TopSpeed	laptime	pit	lap	Sect-1	Speed	Sect-2	Speed	Sect-3	Speed	Topspeed	laptime	pit	
1	50.628	110.2	1:18.581	118.8	28.602	86.6		2:37.811		5	47.391	113.9	1:14.478	120.7	28.517	86.7			2:30.386	
2	48.213	111.5	1:15.853	119.2	28.032	85.3		2:32.098		6	47.395	114.7	1:17.858	120.1	28.359	87.6			2:33.612	
3	47.402	113.2	1:16.917	118.8	28.056	86.4		2:32.375		7	47.996	112.6	1:15.282	121.8	28.096	90.2			2:31.374	
4	46.916	114.7	1:16.266	119.0	28.210	85.2		2:31.392		8										

72 Chris Chilcott (E1)								Brabham BT2												
lap	Sect-1	Speed	Sect-2	Speed	Sect-3	Speed	TopSpeed	laptime	pit	lap	Sect-1	Speed	Sect-2	Speed	Sect-3	Speed	Topspeed	laptime	pit	
1	1:31.889	90.3	1:39.504	59.6	34.091	67.3		3:45.484		2	2:02.372	105.0	1:42.995	22.8	50.366	70.9			4:35.733	



Session Start: 09:00:10 - Finish: 09:20:00

Weather/Track Conditions:

Circuit: Silverstone Historic Grand Prix

Track Length: 5.857 Km - 3.6394 miles





# Silverstone Classic - 29 - 31 Jul 2016

## Commander Yorke Trophy for Historic Formula Junior Qualifying for Race 1 - Sector Analysis

92 Westie Mitchell (E1)										DeTomaso 63									
lap	Sect-1	Speed	Sect-2	Speed	Sect-3	Speed	TopSpeed	laptime	pit	lap	Sect-1	Speed	Sect-2	Speed	Sect-3	Speed	Topspeed	laptime	pit
1	44.836	120.7	1:11.626	126.9	27.152	90.2		2:23.614		5	44.207	122.0	1:12.277	126.1	27.064	92.7		2:23.548	
2	45.045	119.6	1:13.416	124.7	27.524	93.6		2:25.985		6	43.722	121.6	1:11.391	126.1	26.385	97.3		2:21.498	
3	47.127	116.3	1:14.564	127.3	28.910	87.7		2:30.601		7	49.950	101.4	1:21.577	99.3	27.199	93.9		2:38.726	
4	44.781	119.8	1:13.044	126.6	29.071	91.3		2:26.896		8	46.181	120.5	1:13.013	125.9	27.599	96.7		2:26.793	

94 Geoff Underwood (D2)										Dolphin FJ									
lap	Sect-1	Speed	Sect-2	Speed	Sect-3	Speed	TopSpeed	laptime	pit	lap	Sect-1	Speed	Sect-2	Speed	Sect-3	Speed	Topspeed	laptime	pit
1	1:00.888	87.7	1:32.489	94.3	36.733	66.4		3:10.110		4	57.621	94.7	1:27.985	98.5	34.408	74.2		3:00.014	
2	56.082	95.9	1:31.381	96.0	35.196	69.3		3:02.659		5	56.308	96.6	1:30.021	100.3	35.646	65.6		3:01.975	
3	54.256	100.8	1:31.850	96.3	35.352	57.5		3:01.458		6	57.704	92.2	1:27.514	92.2	33.337	68.8		2:58.555	

95 Robs Lamplough (E1)										Brabham BT2									
lap	Sect-1	Speed	Sect-2	Speed	Sect-3	Speed	TopSpeed	laptime	pit	lap	Sect-1	Speed	Sect-2	Speed	Sect-3	Speed	Topspeed	laptime	pit
1	56.767	100.2	1:29.267	114.9	31.501	81.8		2:57.535		5	48.851	108.9	1:21.645	112.4	29.560	84.2		2:40.056	
2	51.245	108.2	1:22.884	116.5	32.903	80.3		2:47.032		6	48.802	110.4	1:18.137	111.1	29.127	86.9		2:36.066	
3	50.362	108.2	1:18.640	116.3	30.667	84.0		2:39.669		7	49.419	109.3	1:18.292	112.2	28.801	85.5		2:36.512	
4	50.853	108.9	1:20.349	115.3	30.906	86.6		2:42.108		8									

98 Chris Merrick (E1)										Cooper T59									
lap	Sect-1	Speed	Sect-2	Speed	Sect-3	Speed	TopSpeed	laptime	pit	lap	Sect-1	Speed	Sect-2	Speed	Sect-3	Speed	Topspeed	laptime	pit
1	54.550	100.0	1:25.956	111.8	32.828	71.2		2:53.334		5	49.168	108.9	1:19.734	117.1	29.312	81.7		2:38.214	
2	52.702	109.8	1:23.762	116.1	32.195	77.2		2:48.659		6	49.145	111.3	1:19.561	116.9	29.156	86.4		2:37.862	
3	50.901	97.1	1:21.842	116.1	30.515	84.2		2:43.258		7	49.090	111.8	1:17.284	117.5	29.214	79.7		2:35.588	
4	51.141	108.2	1:19.192	118.8	29.888	86.3		2:40.221		8									

99 Simon Jones (B2)										Elva 100									
lap	Sect-1	Speed	Sect-2	Speed	Sect-3	Speed	TopSpeed	laptime	pit	lap	Sect-1	Speed	Sect-2	Speed	Sect-3	Speed	Topspeed	laptime	pit
1	1:01.099	95.6	1:37.202	102.1	38.998	66.0		3:17.299		4	59.861	100.0	1:32.364	104.0	36.315	72.1		3:08.540	
2	59.780	79.6	1:39.751	102.0	37.297	69.8		3:16.828		5	58.401	98.4	1:29.449	105.0	34.063	72.6		3:01.913	
3	59.333	94.8	1:35.035	103.1	38.019	63.9		3:12.387		6	54.318	100.5	1:28.161	94.8	33.928	72.7		2:56.407	

114 Julia De Baldanza (A)										OSCA FJ									
lap	Sect-1	Speed	Sect-2	Speed	Sect-3	Speed	TopSpeed	laptime	pit	lap	Sect-1	Speed	Sect-2	Speed	Sect-3	Speed	Topspeed	laptime	pit
1	1:16.752	57.4	1:51.755	77.9	41.214	64.3		3:49.721		4	1:10.489	73.9	1:48.727	81.3	46.931	58.9		3:46.147	
2	1:08.733	67.8	1:51.043	82.1	43.606	60.0		3:43.382		5	1:07.522	75.2	1:47.125	85.1	42.823	57.0		3:37.470	
3	1:09.965	73.7	1:47.123	82.5	44.799	59.0		3:41.887		6									

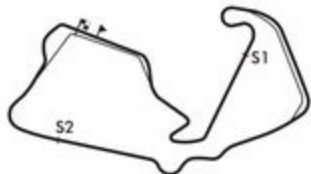
115 Harin De Silva (B2)										Lola Mk2									
lap	Sect-1	Speed	Sect-2	Speed	Sect-3	Speed	TopSpeed	laptime	pit	lap	Sect-1	Speed	Sect-2	Speed	Sect-3	Speed	Topspeed	laptime	pit
1	52.817	93.5	1:34.948	108.4	35.373	72.3		3:03.138		4	52.105	106.7	1:22.216	115.3	31.573	83.9		2:45.894	
2	56.727	103.9	1:27.031	114.5	32.523	83.1		2:56.281		5	49.876	110.9	1:24.641	116.9	33.099	78.4		2:47.616	
3	50.476	106.7	1:23.085	109.8	33.504	73.4		2:47.065		6	52.233	111.3	1:20.556	115.1	33.272	78.8		2:46.061	

132 Nick Grewal (A)										OSCA FJ									
lap	Sect-1	Speed	Sect-2	Speed	Sect-3	Speed	TopSpeed	laptime	pit	lap	Sect-1	Speed	Sect-2	Speed	Sect-3	Speed	Topspeed	laptime	pit
1	57.635	81.1	1:30.579	103.1	37.536	70.6		3:05.750		4	56.303	92.8	1:27.812	105.5	34.553	74.0		2:58.668	
2	58.841	88.3	1:31.199	94.7	36.917	70.6		3:06.957		5	1:46.497	82.3	1:29.090	105.7	34.205	74.3		3:49.792	
3	58.207	86.9	1:31.001	105.5	36.169	69.4		3:05.377		6	57.787	95.6	1:27.734	101.4	35.030	70.5		3:00.551	

161 Andrew Beaumont (E1)										Lotus 22									
lap	Sect-1	Speed	Sect-2	Speed	Sect-3	Speed	TopSpeed	laptime	pit	lap	Sect-1	Speed	Sect-2	Speed	Sect-3	Speed	Topspeed	laptime	pit
1	48.048	108.1	1:19.235	121.8	28.657	87.0		2:35.940		5	46.749	118.1	1:15.342	123.6	27.807	86.3		2:29.898	
2	46.285	119.2	1:15.254	122.7	28.127	90.8		2:29.666		6	47.557	114.7	1:14.775	125.9	29.066	85.2		2:31.398	
3	46.383	117.1	1:15.235	124.3	28.417	89.0		2:30.035		7	47.056	120.5	1:15.357	124.3	28.141	90.2		2:30.554	
4	45.582	117.7	1:15.541	124.7	30.621	88.9		2:31.744		8									



Session Start: 09:00:10 - Finish: 09:20:00

Weather/Track Conditions:

Circuit: Silverstone Historic Grand Prix

Track Length: 5.857 Km - 3.6394 miles

# Silverstone Classic - 29 - 31 Jul 2016

## Commander Yorke Trophy for Historic Formula Junior Qualifying for Race 1 - Sector Analysis

170 Richard Babcock (E1)									Lotus 20/22										
lap	Sect-1	Speed	Sect-2	Speed	Sect-3	Speed	TopSpeed	laptime	pit	lap	Sect-1	Speed	Sect-2	Speed	Sect-3	Speed	Topspeed	laptime	pit
1	1:02.477	96.8	1:39.296	102.9	37.510	69.3		3:19.283		4	1:01.120	83.0	1:32.250	94.5	35.391	69.9		3:08.761	
2	1:03.446	85.5	1:36.654	102.5	36.235	75.7		3:16.335		5	1:03.234	86.1	1:33.705	100.2	34.753	72.1		3:11.692	
3	1:05.679	80.6	1:34.218	97.3	36.057	73.7		3:15.954		6	56.576	96.8	1:29.773	96.8	33.417	79.0		2:59.766	

171 Andrew Thorpe (D2)									Lotus 20										
lap	Sect-1	Speed	Sect-2	Speed	Sect-3	Speed	TopSpeed	laptime	pit	lap	Sect-1	Speed	Sect-2	Speed	Sect-3	Speed	Topspeed	laptime	pit
1	1:00.852	80.1	1:36.088	94.5	37.854	68.7		3:14.794		4	58.247	101.7	1:23.827	112.0	33.233	80.2		2:55.307	
2	59.495	95.9	1:32.634	101.1	35.922	78.2		3:08.051		5	52.374	100.8	1:22.621	113.2	34.166	71.7		2:49.161	
3	52.986	92.9	1:25.017	108.9	32.826	84.3		2:50.829		6	52.276	108.1	1:22.168	108.8	34.715	73.0		2:49.159	

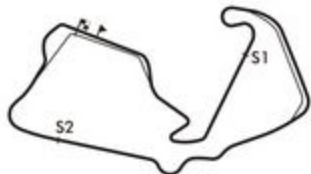
181 Gregory Thornton (E1)									Lotus 22										
lap	Sect-1	Speed	Sect-2	Speed	Sect-3	Speed	TopSpeed	laptime	pit	lap	Sect-1	Speed	Sect-2	Speed	Sect-3	Speed	Topspeed	laptime	pit
1	47.038	117.1	1:14.608	120.7	26.569	88.0		2:28.215		5	45.690	120.7	1:14.232	125.7	27.407	88.9		2:27.329	
2	47.014	116.7	1:13.547	124.3	26.116	94.0		2:26.677		6	46.129	121.1	1:21.171	120.3	29.910	87.3		2:37.210	
3	44.996	119.2	1:12.844	125.7	26.153	94.1		2:23.993		7	45.226	120.5	1:15.694	126.1	27.834	84.8		2:28.754	
4	47.019	116.7	1:13.202	122.7	26.392	93.2		2:26.613		8	46.875	118.6	1:13.935	122.7	26.793	91.3		2:27.603	

183 Jonathan Fyda (D2)									U2 Mk3										
lap	Sect-1	Speed	Sect-2	Speed	Sect-3	Speed	TopSpeed	laptime	pit	lap	Sect-1	Speed	Sect-2	Speed	Sect-3	Speed	Topspeed	laptime	pit
1	55.286	86.4	1:30.917	111.5	33.204	83.1		2:59.407		5	49.125	108.9	1:17.709	117.3	29.820	86.6		2:36.654	
2	51.968	98.3	1:23.172	113.4	31.319	82.5		2:46.459		6	48.239	115.3	1:16.643	116.9	28.240	86.6		2:33.122	
3	49.109	112.4	1:20.118	116.5	30.412	85.8		2:39.639		7	48.962	108.1	1:17.613	115.7	28.154	87.2		2:34.729	
4	48.949	113.4	1:18.662	120.1	32.038	75.4		2:39.649		8									

190 Mike Gosbell (B1)									Nota FJ										
lap	Sect-1	Speed	Sect-2	Speed	Sect-3	Speed	TopSpeed	laptime	pit	lap	Sect-1	Speed	Sect-2	Speed	Sect-3	Speed	Topspeed	laptime	pit
1	1:03.021	81.1	1:40.871	93.6	38.291	66.5		3:22.183		4	57.903	98.3	1:32.606	92.2	36.114	67.1		3:06.623	
2	1:01.320	84.9	1:34.224	91.6	36.431	71.5		3:11.975		5	57.778	97.4	1:30.240	101.4	34.433	71.7		3:02.451	
3	1:00.590	88.4	1:34.185	96.7	37.060	67.7		3:11.835		6	56.319	99.4	1:28.877	98.4	34.735	72.2		2:59.931	

194 Johannes Kistler (E1)									Lotus 22										
lap	Sect-1	Speed	Sect-2	Speed	Sect-3	Speed	TopSpeed	laptime	pit	lap	Sect-1	Speed	Sect-2	Speed	Sect-3	Speed	Topspeed	laptime	pit
1	57.067	93.6	1:19.973	121.4	32.169	82.0		2:49.209		5	48.570	115.9	1:15.789	119.6	30.385	89.1		2:34.744	
2	51.156	113.9	1:19.878	119.2	32.181	78.3		2:43.215		6	48.756	115.9	1:16.349	119.6	30.080	90.8		2:35.185	
3	50.699	101.2	1:18.330	118.8	32.523	84.5		2:41.552		7	48.804	115.7	1:16.370	119.0	30.538	83.6		2:35.712	
4	49.214	117.3	1:15.535	113.7	31.534	81.5		2:36.283		8									

283 Arlette Mueller (E1)									Lotus 22										
lap	Sect-1	Speed	Sect-2	Speed	Sect-3	Speed	TopSpeed	laptime	pit	lap	Sect-1	Speed	Sect-2	Speed	Sect-3	Speed	Topspeed	laptime	pit
1	54.408	105.8	1:27.857	113.7	32.300	83.7		2:54.565		4	49.592	99.6	1:21.231	116.3	32.919	62.2		2:43.742	
2	50.947	102.3	1:23.542	114.3	33.937	84.2		2:48.426		5	52.329	112.6	1:20.816	117.9	29.953	88.2		2:43.098	
3	51.169	108.9	1:20.189	116.3	31.889	80.8		2:43.247		6	49.913	105.0	1:21.836	115.7	29.818	88.0		2:41.567	



Session Start: 09:00:10 - Finish: 09:20:00

Weather/Track Conditions:

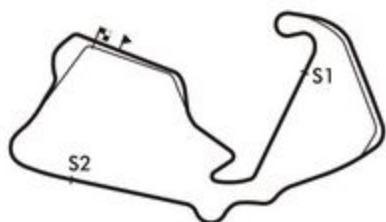
Circuit: Silverstone Historic Grand Prix

Track Length: 5.857 Km - 3.6394 miles

# Silverstone Classic - 29 - 31 Jul 2016

## Commander Yorke Trophy for Historic Formula Junior Qualifying for Race 1 - Best Sector Times

POS	NO	DRIVER/S	Sector 1			Sector 2			Sector 3			IDEAL LAP	BEST LAP	On
			TIME	LAP	POS	TIME	LAP	POS	TIME	LAP	POS			
1	79	Andrew Hibberd	44.292	6	3	1:11.152	6	2	25.620	6	1	2:21.064	2: 21.064	6
2	53	Sam Wilson	43.922	6	2	1:11.073	7	1	25.870	5	2	2:20.865	2: 21.152	7
3	92	Westie Mitchell	43.722	6	1	1:11.391	6	3	26.385	6	6	2:21.498	2: 21.498	6
4	66	Cameron Jackson	44.538	8	5	1:11.939	6	5	26.042	6	3	2:22.519	2: 22.799	6
5	57	Callum Grant	44.457	7	4	1:12.065	6	6	26.217	2	5	2:22.739	2: 23.457	7
6	181	Gregory Thornton	44.996	3	8	1:12.844	3	7	26.116	2	4	2:23.956	2: 23.993	3
7	80	Nicholas Fennell	44.795	6	6	1:11.781	7	4	27.117	5	11	2:23.693	2: 24.530	7
8	61	Simon Diffey	45.161	3	9	1:13.296	2	9	26.583	7	8	2:25.040	2: 25.501	2
9	82	Andrew Garside	44.937	7	7	1:13.670	7	12	26.964	2	9	2:25.571	2: 26.056	7
10	70	John Fyda	45.671	5	13	1:13.000	7	8	27.670	6	16	2:26.341	2: 26.749	6
11	69	Stuart Roach	45.377	2	11	1:13.583	1	11	26.459	1	7	2:25.419	2: 26.836	1
12	58	Richard Smeeton	45.262	4	10	1:13.504	2	10	26.975	7	10	2:25.741	2: 27.965	3
13	11	Will Mitcham	46.700	8	19	1:14.012	8	14	27.365	5	15	2:28.077	2: 28.303	8
14	33	Christopher Drake	46.578	6	16	1:15.231	6	18	27.182	6	12	2:28.991	2: 28.991	6
15	65	Urs Mueller	45.910	7	14	1:13.701	6	13	28.178	7	22	2:27.789	2: 29.034	7
16	161	Andrew Beaumont	45.582	4	12	1:14.775	6	17	27.807	5	17	2:28.164	2: 29.666	2
17	83	Martin Walford	46.023	7	15	1:14.322	8	15	28.047	2	19	2:28.392	2: 30.036	8
18	71	James Hicks	46.916	4	22	1:14.478	5	16	28.032	2	18	2:29.426	2: 30.386	5
19	48	John Delane	46.675	6	18	1:15.315	5	20	28.090	4	20	2:30.080	2: 30.719	5
20	76	John Rees	47.021	4	23	1:16.219	7	25	27.323	4	14	2:30.563	2: 30.857	4
21	41	Harrison Scott	47.086	6	24	1:15.695	7	22	27.316	5	13	2:30.097	2: 30.880	5
22	88	Lukas Halusa	46.756	6	20	1:16.141	6	24	28.412	5	27	2:31.309	2: 31.881	6
23	32	Ray Mallock	47.214	5	25	1:15.905	5	23	28.214	4	25	2:31.333	2: 32.315	5
24	8	Lee Mowle	46.652	5	17	1:15.265	6	19	28.400	4	26	2:30.317	2: 32.356	4
25	50	David Innes	46.882	7	21	1:16.768	6	27	28.203	6	24	2:31.853	2: 32.968	6
26	183	Jonathan Fyda	48.239	6	29	1:16.643	6	26	28.154	7	21	2:33.036	2: 33.122	6
27	14	Crispian Besley	48.424	4	30	1:16.930	4	28	28.509	4	28	2:33.863	2: 33.863	4
28	63	Greg Audi	47.534	5	26	1:17.692	5	30	28.190	4	23	2:33.416	2: 34.418	5
29	194	Johannes Kistler	48.570	5	31	1:15.535	4	21	30.080	6	35	2:34.185	2: 34.744	5
30	98	Chris Merrick	49.090	7	34	1:17.284	7	29	29.156	6	31	2:35.530	2: 35.588	7
31	34	Nick Finburgh											2: 35.735	4
32	46	Chris Alford	48.019	4	27	1:19.102	4	34	28.749	4	29	2:35.870	2: 35.870	4
33	90	Andrew Hayden	48.811	7	33	1:17.968	6	31	29.213	7	32	2:35.992	2: 36.039	7
34	95	Robb Lamplough	48.802	6	32	1:18.137	6	32	28.801	7	30	2:35.740	2: 36.066	6
35	42	Martin Aubert	49.399	6	35	1:18.553	6	33	29.744	6	33	2:37.696	2: 37.696	6
36	36	Tony Best	49.952	6	39	1:20.154	7	35	30.172	5	37	2:40.278	2: 41.398	7
37	19	Ralf Emmerling	49.883	5	38	1:20.284	7	37	30.747	6	38	2:40.914	2: 41.522	7
38	283	Arlette Mueller	49.592	4	36	1:20.189	3	36	29.818	6	34	2:39.599	2: 41.567	6
39	39	Simon Durling	50.861	6	40	1:20.344	5	38	31.271	3	41	2:42.476	2: 43.008	6
40	43	Ian Simmonds											2: 43.035	2
41	30	Roger Skipp	50.948	4	41	1:21.828	7	41	30.163	5	36	2:42.939	2: 43.882	7
42	77	Richard Nitschke	51.504	4	43	1:21.038	4	40	30.907	6	40	2:43.449	2: 44.345	4
43	15	Ian Phillips	51.571	6	44	1:22.347	6	44	31.693	6	44	2:45.611	2: 45.611	6
44	115	Harin De Silva	49.876	5	37	1:20.556	6	39	31.573	4	42	2:42.005	2: 45.894	4



**Session Start: 09:00:10 - Finish: 09:20:00**

**Weather/Track Conditions:**

**Circuit: Silverstone Historic Grand Prix**

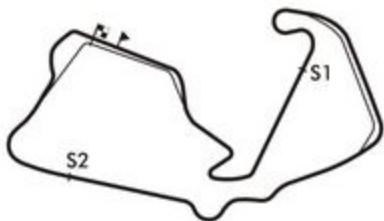
**Track Length: 5.857 Km - 3.6394 miles**



# Silverstone Classic - 29 - 31 Jul 2016

## Commander Yorke Trophy for Historic Formula Junior Qualifying for Race 1 - Best Sector Times

POS	NO	DRIVER/S	Sector 1			Sector 2			Sector 3			IDEAL LAP	BEST LAP	On
			TIME	LAP	POS	TIME	LAP	POS	TIME	LAP	POS			
45	40	Chris Wilks	51.365	5	42	1:22.209	6	43	30.841	6	39	2:44.415	2:46.093	6
46	9	Patrick Barford	52.679	4	47	1:22.350	6	45	31.602	6	43	2:46.631	2:47.002	6
47	171	Andrew Thorpe	52.276	6	46	1:22.168	6	42	32.826	3	47	2:47.270	2:49.159	6
48	54	Martin Halusa	51.819	3	45	1:25.350	4	47	31.928	5	45	2:49.097	2:50.337	5
49	51	Larry Kinch	53.619	5	49	1:25.251	4	46	32.820	5	46	2:51.690	2:52.618	4
50	74	Francesco Baldanza	53.056	4	48	1:26.466	5	48	34.118	6	56	2:53.640	2:54.563	4
51	16	Peter Fenichel	54.566	6	53	1:28.506	6	52	32.840	4	48	2:55.912	2:56.233	6
52	99	Simon Jones	54.318	6	52	1:28.161	6	51	33.928	6	54	2:56.407	2:56.407	6
53	94	Geoff Underwood	54.256	3	51	1:27.514	6	49	33.337	6	50	2:55.107	2:58.555	6
54	132	Nick Grewal	56.303	4	54	1:27.734	6	50	34.205	5	57	2:58.242	2:58.668	4
55	7	Duncan Rabagliati	56.519	1	56	1:28.765	1	53	33.449	0	53	2:58.733	2:58.868	1
56	170	Richard Babcock	56.576	6	57	1:29.773	6	56	33.417	6	52	2:59.766	2:59.766	6
57	190	Mike Gosbell	56.319	6	55	1:28.877	6	54	34.433	5	58	2:59.629	2:59.931	6
58	2	Christopher Milner	53.958	4	50	1:29.186	1	55	33.348	2	51	2:56.492	3:01.524	1
59	26	Roger Dexter	57.188	3	58	1:32.009	2	57	33.297	2	49	3:02.494	3:05.689	1
60	28	Anthony Nobles											3:37.155	2
61	114	Julia De Baldanza	1:07.522	5	59	1:47.123	3	59	41.214	1	59	3:35.859	3:37.470	5
62	72	Chris Chilcott	48.224	3	28	1:39.504	1	58	34.091	1	55	3:01.819	3:45.484	1



**Session Start: 09:00:10 - Finish: 09:20:00**

**Weather/Track Conditions:**

**Circuit: Silverstone Historic Grand Prix**

**Track Length: 5.857 Km - 3.6394 miles**

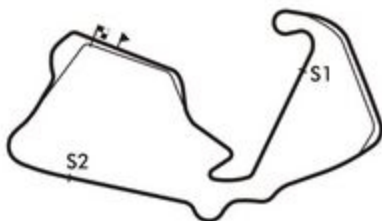


# Silverstone Classic - 29 - 31 Jul 2016

## Commander Yorke Trophy for Historic Formula Junior

### Qualifying for Race 1 - Best Sector Speeds

	NO	SECTOR 1	MPH	NO	SECTOR 2	MPH	NO	SECTOR 3	MPH
1	70	John Fyda	123.1	70	John Fyda	127.6	92	Westie Mitchell	97.3
2	92	Westie Mitchell	122.0	80	Nicholas Fennell	127.3	79	Andrew Hbberd	96.0
3	79	Andrew Hbberd	121.8	92	Westie Mitchell	127.3	66	Cameron Jackson	95.3
4	80	Nicholas Fennell	121.4	79	Andrew Hbberd	126.1	53	Sam Wilson	94.8
5	83	Martin Walford	121.1	181	Gregory Thomton	126.1	80	Nicholas Fennell	94.5
6	181	Gregory Thomton	121.1	53	Sam Wilson	125.9	82	Andrew Garside	94.3
7	53	Sam Wilson	120.7	161	Andrew Beaumont	125.9	57	Callum Grant	94.1
8	82	Andrew Garside	120.7	82	Andrew Garside	124.5	181	Gregory Thomton	94.1
9	57	Callum Grant	120.5	58	Richard Smeeton	124.0	69	Stuart Roach	93.2
10	161	Andrew Beaumont	120.5	57	Callum Grant	123.6	61	Simon Diffey	92.4
11	58	Richard Smeeton	120.1	83	Martin Walford	122.9	76	John Rees	92.3
12	46	Chris Alford	119.8	61	Simon Diffey	122.5	70	John Fyda	91.9
13	61	Simon Diffey	119.0	65	Urs Mueller	122.5	58	Richard Smeeton	91.3
14	66	Cameron Jackson	118.6	32	Ray Mallock	122.2	65	Urs Mueller	91.3
15	65	Urs Mueller	118.1	71	James Hicks	121.8	11	Will Mitcham	91.2
16	88	Lukas Halusa	117.7	90	Andrew Hayden	121.8	33	Christopher Drake	91.2
17	69	Stuart Roach	117.5	194	Johannes Kistler	121.4	88	Lukas Halusa	91.2
18	194	Johannes Kistler	117.3	69	Stuart Roach	121.1	161	Andrew Beaumont	90.8
19	48	John Delane	117.1	88	Lukas Halusa	120.9	194	Johannes Kistler	90.8
20	11	Will Mitcham	115.9	11	Will Mitcham	120.7	71	James Hicks	90.2
21	183	Jonathan Fyda	115.3	48	John Delane	120.5	63	Greg Audi	90.1
22	32	Ray Mallock	115.1	66	Cameron Jackson	120.3	83	Martin Walford	90.0
23	90	Andrew Hayden	114.9	183	Jonathan Fyda	120.1	32	Ray Mallock	89.5
24	63	Greg Audi	114.7	50	David Innes	119.4	50	David Innes	89.2
25	71	James Hicks	114.7	72	Chris Chilcott	118.8	41	Harrison Scott	89.0
26	50	David Innes	113.0	98	Chris Merrick	118.8	46	Chris Alford	88.8
27	72	Chris Chilcott	113.0	63	Greg Audi	118.1	8	Lee Mow le	88.5
28	76	John Rees	112.6	76	John Rees	117.9	283	Arlette Mueller	88.2
29	283	Arlette Mueller	112.6	283	Arlette Mueller	117.9	48	John Delane	87.7
30	8	Lee Mow le	112.2	115	Harin De Silva	116.9	90	Andrew Hayden	87.7
31	98	Chris Merrick	111.8	36	Tony Best	116.7	183	Jonathan Fyda	87.2
32	115	Harin De Silva	111.3	95	Robs Lamplough	116.5	95	Robs Lamplough	86.9
33	33	Christopher Drake	111.1	33	Christopher Drake	116.1	42	Martin Aubert	86.7
34	95	Robs Lamplough	110.4	42	Martin Aubert	115.9	19	Ralf Emmerling	86.5
35	14	Crispian Besley	110.2	8	Lee Mow le	115.7	36	Tony Best	86.4
36	41	Harrison Scott	109.5	14	Crispian Besley	115.3	98	Chris Merrick	86.4
37	19	Ralf Emmerling	108.4	39	Simon Durling	115.1	39	Simon Durling	86.0
38	171	Andrew Thorpe	108.1	46	Chris Alford	115.1	30	Roger Skipp	85.8
39	36	Tony Best	107.5	2	Christopher Milner	114.9	14	Crispian Besley	85.3
40	39	Simon Durling	107.5	54	Martin Halusa	114.9	171	Andrew Thorpe	84.3



**Session Start: 09:00:10 - Finish: 09:20:00**

**Weather/Track Conditions:**

**Circuit: Silverstone Historic Grand Prix**

**Track Length: 5.857 Km - 3.6394 miles**

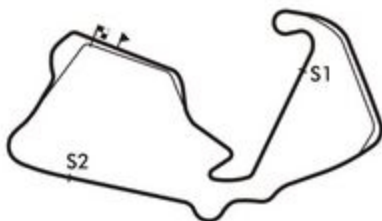


# Silverstone Classic - 29 - 31 Jul 2016

## Commander Yorke Trophy for Historic Formula Junior

### Qualifying for Race 1 - Best Sector Speeds

41	42	Martin Aubert	106.4	41	Harrison Scott	113.9	54	Martin Halusa	84.1
42	2	Christopher Milner	106.2	9	Patrick Barford	113.2	115	Harin De Silva	83.9
43	40	Chris Wilks	106.2	74	Francesco Baldanza	113.2	40	Chris Wilks	83.0
44	15	Ian Phillips	106.0	171	Andrew Thorpe	113.2	9	Patrick Barford	82.8
45	74	Francesco Baldanza	105.7	77	Richard Nitschke	112.6	77	Richard Nitschke	81.9
46	30	Roger Skipp	105.2	19	Ralf Emmerling	112.2	15	Ian Phillips	80.1
47	54	Martin Halusa	104.7	40	Chris Wilks	111.7	170	Richard Babcock	79.0
48	9	Patrick Barford	102.3	15	Ian Phillips	111.1	74	Francesco Baldanza	78.6
49	77	Richard Nitschke	102.0	30	Roger Skipp	109.7	51	Larry Kinch	77.2
50	51	Larry Kinch	101.7	51	Larry Kinch	109.7	16	Peter Fenichel	75.9
51	94	Geoff Underwood	100.8	132	Nick Grewal	105.7	26	Roger Dexter	75.9
52	99	Simon Jones	100.5	99	Simon Jones	105.0	132	Nick Grewal	74.3
53	190	Mike Gosbell	99.4	16	Peter Fenichel	104.0	94	Geoff Underwood	74.2
54	16	Peter Fenichel	97.3	170	Richard Babcock	102.9	2	Christopher Milner	73.7
55	170	Richard Babcock	96.8	190	Mike Gosbell	101.4	99	Simon Jones	72.7
56	26	Roger Dexter	95.6	94	Geoff Underwood	100.3	7	Duncan Rabagliati	72.3
57	132	Nick Grewal	95.6	26	Roger Dexter	100.2	190	Mike Gosbell	72.2
58	7	Duncan Rabagliati	93.5	7	Duncan Rabagliati	97.7	72	Chris Chilcott	70.9
59	114	Julia De Baldanza	75.2	114	Julia De Baldanza	85.1	114	Julia De Baldanza	64.3
60	28	Anthony Nobles	0.0	28	Anthony Nobles	0.0	28	Anthony Nobles	0.0
61	34	Nick Finburgh	0.0	34	Nick Finburgh	0.0	34	Nick Finburgh	0.0
62	43	Ian Simmonds	0.0	43	Ian Simmonds	0.0	43	Ian Simmonds	0.0



**Session Start: 09:00:10 - Finish: 09:20:00**

**Weather/Track Conditions:**

**Circuit: Silverstone Historic Grand Prix**

**Track Length: 5.857 Km - 3.6394 miles**



## Silverstone Classic - 29 - 31 Jul 2016

### Commander Yorke Trophy for Historic Formula Junior Race 1 - Starting Grid

Sheet No:

Start Time : 09:00 - Heat Duration : 20 Minutes

27	53	<b>72</b> Chris Chilcott	54	<b>30</b> Roger Skipp
26	51	<b>28</b> Anthony Nobles	52	<b>114</b> Julia De Baldanza
25	49	<b>2</b> Christopher Milner	50	<b>26</b> Roger Dexter
24	47	<b>94</b> Geoff Underwood	48	<b>190</b> Mike Gosbell
23	45	<b>16</b> Peter Fenichel	46	<b>99</b> Simon Jones
22	43	<b>51</b> Larry Kinch	44	<b>74</b> Francesco Baldanza
21	41	<b>171</b> Andrew Thorpe	42	<b>54</b> Martin Halusa
20	39	<b>15</b> Ian Phillips	40	<b>9</b> Patrick Barford
19	37	<b>43</b> Ian Simmonds	38	<b>77</b> Richard Nitschke
18	35	<b>283</b> Arlette Mueller	36	<b>39</b> Simon Durling
17	33	<b>36</b> Tony Best	34	<b>19</b> Ralf Emmerling
16	31	<b>90</b> Andrew Hayden	32	<b>42</b> Martin Aubert
15	29	<b>98</b> Chris Merrick	30	<b>46</b> Chris Alford
14	27	<b>63</b> Greg Audi	28	<b>194</b> Johannes Kistler
13	25	<b>183</b> Jonathan Fyda	26	<b>14</b> Crispian Besley
12	23	<b>32</b> Ray Mallock	24	<b>50</b> David Innes
11	21	<b>41</b> Harrison Scott	22	<b>88</b> Lukas Halusa

RESERVES (in order): 34, 40, 115, 95, 132. Cars 26 & 69 allowed to start. Car 7 W/D.

Circuit: Silverstone Historic Grand Prix  
Track Length: 5.857 Km - 3.6394 miles

These results are provisional until the conclusion of any judicial and technical matters.

Clerk of the Course:

Timekeeper:

Issued at:





**Silverstone Classic - 29 - 31 Jul 2016**

**Commander Yorke Trophy for Historic Formula Junior  
Race 1 - Starting Grid**

Sheet No:

Start Time : 09:00 - Heat Duration : 20 Minutes

10	19	<b>48</b> John Delane	20	<b>76</b> John Rees
9	17	<b>83</b> Martin Walford	18	<b>71</b> James Hicks
8	15	<b>65</b> Urs Mueller	16	<b>161</b> Andrew Beaumont
7	13	<b>11</b> Will Mitcham	14	<b>33</b> Christopher Drake
6	11	<b>69</b> Stuart Roach	12	<b>58</b> Richard Smeeton
5	9	<b>82</b> Andrew Garside	10	<b>70</b> John Fyda
4	7	<b>80</b> Nicholas Fennell	8	<b>61</b> Simon Diffey
3	5	<b>57</b> Callum Grant	6	<b>181</b> Gregory Thornton
2	3	<b>92</b> Westie Mitchell	4	<b>66</b> Cameron Jackson
1	1	<b>79</b> Andrew Hibberd	2	<b>53</b> Sam Wilson

ROW Pole Right 

RESERVES (in order): 34, 40, 115, 95, 132. Cars 26 & 69 allowed to start. Car 7 W/D.

Circuit: Silverstone Historic Grand Prix  
Track Length: 5.857 Km - 3.6394 miles

These results are provisional until the conclusion of any judicial and technical matters.

Clerk of the Course:

Timekeeper:

Issued at:



## Silverstone Classic - 29 - 31 Jul 2016

### Stirling Moss Trophy for Pre '61 Sports Cars Qualifying for Race 2 - Classification

Sheet No:

POS	NO	DRIVER/S	CLASS	CLASS POS	CAR MAKE / MODEL	TIME	ON	LAPS	GAP	DIFF	MPH
1	5	Pearson G-Pearson J	MT6	1	Lister Jaguar Knobbly	2:24.198	2	9			90.86
2	251	Lewis-McIntyre	MT6	2	Lister Knobbly	2:24.204	2	11	0.006	0.006	90.86
3	8	Wood-Nuthall	MT6	3	Lister Knobbly	2:24.806	2	11	0.608	0.602	90.48
4	46	Verdon-Roe-Hancock	MT6	4	Ferrari 246S	2:25.129	8	9	0.931	0.323	90.28
5	1	Bryant O-Bryant G	MT5	1	Lotus 15	2:25.600	8	10	1.402	0.471	89.98
6	16	Richard Kent	MT6	5	Lister Costin Jaguar	2:25.956	4	11	1.758	0.356	89.76
7	42	Paul Woolley	MT5	2	Cooper Monaco	2:27.867	8	11	3.669	1.911	88.60
8	70	Kremer D-Kremer G	MT5	3	Lotus 15	2:28.117	2	9	3.919	0.250	88.46
9	29	Ahlers-Bellinger	MT1	1	Lola Mk1 Prototype	2:28.301	4	7	4.103	0.184	88.35
10	23	Darren McWhirter	MT6	6	Tojeiro Jaguar	2:29.063	3	6	4.865	0.762	87.89
11	12	Steve Brooks	MT6	7	Lister Jaguar 'Flat Iron'	2:29.095	9	11	4.897	0.032	87.88
12	4	Champion-Stretton	MT4	1	Lotus XI Le Mans	2:31.398	2	10	7.200	2.303	86.54
13	118	Thomas-O'Connell	MT6	8	Lister Knobbly	2:31.401	10	10	7.203	0.003	86.54
14	77	Mahmoud-Audi	MT5	4	Cooper Monaco T49	2:32.346	10	10	8.148	0.945	86.00
15	66	Maeers-Martin	MT5	5	Cooper Monaco	2:33.777	10	10	9.579	1.431	85.20
16	6	Gibbon-Newall	MT6	9	Lister Chevrolet	2:34.141	7	10	9.943	0.364	85.00
17	22	Karsten Le Blanc	MT5	6	Cooper Monaco	2:34.310	6	6	10.112	0.169	84.91
18	20	Harrison-Watts	MT3	1	Rejo Mk3	2:36.078	2	6	11.880	1.768	83.94
19	85	Fell-Nuthall	MT6	10	Lister Jaguar Knobbly	2:37.326	6	10	13.128	1.248	83.28
20	44	Stohrmann Jnr-Stohrmann	MT4	2	Lotus XI S1	2:39.504	9	9	15.306	2.178	82.14
21	18	Ditheridge-Cannell	MT5	7	Cooper Monaco	2:39.628	4	10	15.430	0.124	82.08
22	21	Yates-Twyman	MT4	3	Lotus XI	2:40.262	7	7	16.064	0.634	81.75
23	35	Gregory De Prins	MT3	2	Rejo Mk4	2:40.651	7	10	16.453	0.389	81.55
24	64	Thorne-Todd	INV	1	Austin Healey 300	2:40.735	2	9	16.537	0.084	81.51
25	26	Bernberg-Ugo	MT1	2	Cooper T39 Bobtail	2:40.922	4	10	16.724	0.187	81.42
26	111	Hans Hübner	MT6	11	Lister Jaguar Knobbly	2:41.752	8	10	17.554	0.830	81.00
27	19	Emmerling-Hooper	MT1	3	Elva Mk5	2:43.057	9	10	18.859	1.305	80.35
28	59	Roger Whiteside	MT5	8	Cooper T49 Monaco	2:45.415	9	10	21.217	2.358	79.21
29	123	Chris Lunn	MT6	12	Lister Jaguar Knobbly	2:46.113	8	9	21.915	0.698	78.87
30	68	Marc Gordon	MT6	13	Jaguar XK150	2:47.251	7	10	23.053	1.138	78.34

Car 118 - please remove incorrect side number

Session Start: 09:30:00 - Finish: 10:00:03  
Weather/Track Conditions: Cloud / Dry  
Circuit: Silverstone Historic Grand Prix  
Track Length: 5.857 Km - 3.6394 miles

These results are provisional until the conclusion of any judicial and technical matters.

Clerk of the Course:

Timekeeper:

Issued at:





# Silverstone Classic - 29 - 31 Jul 2016

## Stirling Moss Trophy for Pre '61 Sports Cars

### Qualifying for Race 2 - Sector Analysis

35 Gregory De Prins (MT3)									Rejo Mk4								
lap	Sect-1	Speed	Sect-2	Speed	Sect-3	Speed	TopSpeed	laptime pit	lap	Sect-1	Speed	Sect-2	Speed	Sect-3	Speed	Topspeed	laptime pit
1	51.923	103.7	1:25.501	81.7	39.886	60.7		2:57.310	6	51.036	103.2	1:21.572	112.2	29.025	83.9		2:41.633
2	1:07.598	64.3	2:22.587	107.7	29.535	84.1		3:59.720 P	7	51.035	107.9	1:20.455	111.7	29.161	85.1		2:40.651
3	51.801	105.0	1:22.998	109.3	30.253	81.9		2:45.052	8	50.863	106.9	1:21.113	112.6	30.292	81.9		2:42.268
4	50.924	104.2	1:23.024	108.8	29.771	82.6		2:43.719	9	51.207	106.5	1:20.903	109.8	30.063	82.4		2:42.173
5	50.907	104.4	1:21.824	108.9	29.665	82.1		2:42.396	10	51.145	105.8	1:21.616	111.1	28.890	86.1		2:41.651

42 Paul Woolley (MT5)									Cooper Monaco								
lap	Sect-1	Speed	Sect-2	Speed	Sect-3	Speed	TopSpeed	laptime pit	lap	Sect-1	Speed	Sect-2	Speed	Sect-3	Speed	Topspeed	laptime pit
1	49.217	109.1	1:17.232	127.8	31.126	75.9		2:37.575	7	46.952	118.6	1:14.858	127.8	28.070	90.2		2:29.880
2	48.923	103.1	1:17.254	122.2	29.176	88.4		2:35.353	8	46.460	120.9	1:13.854	128.1	27.553	90.3		2:27.867
3	47.604	117.1	1:15.101	128.3	28.451	90.4		2:31.156	9	48.415	112.0	1:18.553	125.2	29.790	88.9		2:36.758
4	47.071	118.4	1:15.959	126.4	28.960	91.2		2:31.990	10	47.687	115.1	1:14.538	129.3	28.004	91.3		2:30.229
5	47.271	114.9	1:15.147	127.1	29.277	82.8		2:31.695	11	46.176	120.7	1:15.103	125.7	28.455	89.8		2:29.734
6	47.578	113.0	1:15.871	126.6	28.753	81.1		2:32.202	12								

44 Stohrmann Jnr-Stohrmann (MT4)									Lotus XI S1								
lap	Sect-1	Speed	Sect-2	Speed	Sect-3	Speed	TopSpeed	laptime pit	lap	Sect-1	Speed	Sect-2	Speed	Sect-3	Speed	Topspeed	laptime pit
1	55.852	86.8	1:28.072	113.9	33.519	78.9		2:57.443	6	49.645	105.7	1:20.935	119.8	30.736	83.8		2:41.316
2	52.839	93.6	1:25.427	109.7	33.473	74.9		2:51.739	7	1:00.748	105.0	1:20.443	116.3	30.341	86.7		2:51.532
3	52.963	98.3	1:25.712	114.3	34.069	73.3		2:52.744	8	49.809	112.4	1:19.385	117.7	30.405	84.6		2:39.599
4	53.463	103.2	3:40.220	117.7	31.189	77.9		5:04.872 P	9	49.841	101.2	1:19.808	118.6	29.855	87.0		2:39.504
5	50.583	109.5	1:22.056	119.0	30.931	83.3		2:43.570	10								

46 Verdon-Roe-Hancock (MT6)									Ferrari 246S								
lap	Sect-1	Speed	Sect-2	Speed	Sect-3	Speed	TopSpeed	laptime pit	lap	Sect-1	Speed	Sect-2	Speed	Sect-3	Speed	Topspeed	laptime pit
1	45.998	124.0	1:12.802	135.6	28.328	90.2		2:27.128	6	46.332	120.3	3:52.820	99.0	34.634	69.7		5:13.786 P
2	45.450	127.3	1:12.795	134.2	27.392	94.0		2:25.637	7	55.780	108.6	1:13.225	134.5	27.526	89.7		2:36.531
3	45.400	116.3	2:50.763	132.6	27.992	94.4		4:04.155 P	8	46.403	127.6	1:11.740	136.7	26.986	93.5		2:25.129
4	52.980	53.5	1:16.130	135.6	26.747	94.8		2:35.857	9	44.816	129.6	1:15.625	134.5	28.430	90.8		2:28.871
5	45.670	124.3	1:12.523	136.7	28.179	93.6		2:26.372	10								

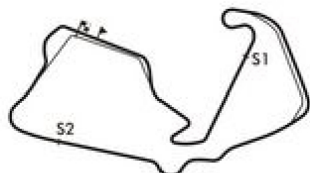
59 Roger Whiteside (MT5)									Cooper T49 Monaco								
lap	Sect-1	Speed	Sect-2	Speed	Sect-3	Speed	TopSpeed	laptime pit	lap	Sect-1	Speed	Sect-2	Speed	Sect-3	Speed	Topspeed	laptime pit
1	55.393	100.3	1:26.561	115.3	32.768	77.6		2:54.722	6	53.037	110.2	1:23.679	120.5	31.566	83.5		2:48.282
2	52.120	113.0	1:24.453	114.9	32.609	82.3		2:49.182	7	51.554	113.9	1:22.530	114.1	31.525	83.2		2:45.609
3	53.072	112.0	1:23.202	117.7	32.076	83.3		2:48.350	8	52.060	113.2	1:24.230	113.6	32.743	80.7		2:49.033
4	52.520	112.2	1:23.211	120.1	31.867	84.6		2:47.598	9	51.755	114.1	1:21.329	122.2	32.331	80.7		2:45.415
5	51.093	111.7	1:23.140	118.4	32.271	82.8		2:46.504	10	52.218	111.5	1:22.511	118.8	32.687	82.8		2:47.416

64 Thorne-Todd (INV)									Austin Healey 300								
lap	Sect-1	Speed	Sect-2	Speed	Sect-3	Speed	TopSpeed	laptime pit	lap	Sect-1	Speed	Sect-2	Speed	Sect-3	Speed	Topspeed	laptime pit
1	52.102	104.9	1:22.532		30.544	84.3		2:45.178	6	54.284	103.9	1:25.916	110.7	32.716	75.1		2:52.916
2					29.733			2:40.735	7					32.465	77.5		2:50.049
3					29.818			2:42.374	8					31.647	80.9		2:48.024
4	Out							4:58.497	9					31.357			2:46.021
5					34.069	73.9		2:57.143	10								

66 Maeers-Martin (MT5)									Cooper Monaco								
lap	Sect-1	Speed	Sect-2	Speed	Sect-3	Speed	TopSpeed	laptime pit	lap	Sect-1	Speed	Sect-2	Speed	Sect-3	Speed	Topspeed	laptime pit
1	50.372	108.2	1:18.746	111.5	31.591	85.2		2:40.709	6	48.026	117.5	1:17.150	130.6	30.068	90.0		2:35.244
2	50.288	109.5	1:19.683	113.4	30.472	83.4		2:40.443	7	47.927	110.6	1:18.428	130.1	30.019	89.7		2:36.374
3	50.450	102.1	1:18.870	119.2	31.493	85.2		2:40.813	8	47.805	114.7	1:17.167	131.1	29.697	90.3		2:34.669
4	48.979	107.7	2:50.937	128.1	30.983	86.0		4:10.899 P	9	49.381	119.4	1:16.946	130.1	29.704	90.3		2:36.031
5	49.108	106.5	1:17.959	130.8	29.759	90.6		2:36.826	10	47.644	122.0	1:16.589	130.8	29.544	90.6		2:33.777



*Session Start: 09:30:00 - Finish: 10:00:03*  
*Weather/Track Conditions: Cloud / Dry*  
*Circuit: Silverstone Historic Grand Prix*  
*Track Length: 5.857 Km - 3.6394 miles*

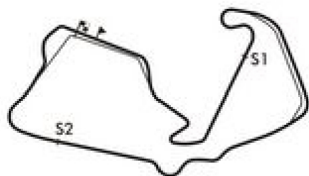


# Silverstone Classic - 29 - 31 Jul 2016

## Stirling Moss Trophy for Pre '61 Sports Cars

### Qualifying for Race 2 - Sector Analysis

251 Lewis-McIntyre (MT6)									Lister Knobbly								
lap	Sect-1	Speed	Sect-2	Speed	Sect-3	Speed	TopSpeed	laptime pit	lap	Sect-1	Speed	Sect-2	Speed	Sect-3	Speed	Topspeed	laptime pit
1	46.388	124.3	1:12.283	142.2	27.514	94.9		2:26.185	7	45.407	128.6	1:12.070	147.2	27.376	95.9		2:24.853
2	45.341	123.8	1:11.325	149.8	27.538	95.2		2:24.204	8	46.222	124.7	1:13.457	149.8	27.914	92.8		2:27.593
3	44.860	122.9	1:11.690	142.8	27.940	95.3		2:24.490	9	44.479	120.7	1:11.784	149.5	28.115	96.3		2:24.378
4	46.194	127.3	1:13.245	138.1	29.808	78.8		2:29.247	10	44.531	132.4	1:11.938	152.5	27.885	96.4		2:24.354
5	47.451	94.7	3:05.380	147.8	28.914	91.4		4:21.745 P	11	46.038	133.7	1:11.008	152.2	28.436	93.3		2:25.482
6	45.761	128.8	1:12.193	150.8	27.982	91.2		2:25.936	12								

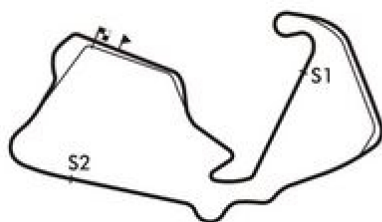


# Silverstone Classic - 29 - 31 Jul 2016

## Stirling Moss Trophy for Pre '61 Sports Cars

### Qualifying for Race 2 - Best Sector Times

POS	NO	DRIVER/S	Sector 1			Sector 2			Sector 3			IDEAL LAP	BEST LAP	On
			TIME	LAP	POS	TIME	LAP	POS	TIME	LAP	POS			
1	5	Pearson G-Pearson J	44.960	7	4	1:11.618	2	2	27.174	1	5	2:23.752	<b>2:24.198</b>	<b>2</b>
2	251	Lewis-McIntyre	44.479	9	1	1:11.008	11	1	27.376	7	7	2:22.863	<b>2:24.204</b>	<b>2</b>
3	8	Wood-Nuthall	45.004	3	5	1:12.391	4	4	27.173	10	4	2:24.568	<b>2:24.806</b>	<b>2</b>
4	46	Verdon-Roe-Hancock	44.816	9	2	1:11.740	8	3	26.747	4	1	2:23.303	<b>2:25.129</b>	<b>8</b>
5	1	Bryant O-Bryant G	44.887	8	3	1:12.772	9	6	26.948	6	2	2:24.607	<b>2:25.600</b>	<b>8</b>
6	16	Richard Kent	45.107	3	6	1:12.663	2	5	27.209	4	6	2:24.979	<b>2:25.956</b>	<b>4</b>
7	42	Paul Woolley	46.176	11	9	1:13.854	8	9	27.553	8	8	2:27.583	<b>2:27.867</b>	<b>8</b>
8	70	Kremer D-Kremer G	45.945	3	7	1:13.749	2	8	27.848	2	10	2:27.542	<b>2:28.117</b>	<b>2</b>
9	29	Ahlers-Bellinger	46.315	3	11	1:14.766	4	11	27.169	4	3	2:28.250	<b>2:28.301</b>	<b>4</b>
10	23	Darren McWhirter	46.112	6	8	1:13.739	3	7	28.557	3	13	2:28.408	<b>2:29.063</b>	<b>3</b>
11	12	Steve Brooks	46.310	4	10	1:14.580	3	10	27.742	3	9	2:28.632	<b>2:29.095</b>	<b>9</b>
12	4	Champion-Stretton	46.904	2	12	1:15.908	2	14	28.586	2	14	2:31.398	<b>2:31.398</b>	<b>2</b>
13	118	Thomas-O'Connell	47.203	9	14	1:15.275	10	12	28.838	10	15	2:31.316	<b>2:31.401</b>	<b>10</b>
14	77	Mahmoud-Audi	47.887	10	17	1:15.375	10	13	28.487	9	12	2:31.749	<b>2:32.346</b>	<b>10</b>
15	66	Maeers-Martin	47.644	10	16	1:16.589	10	16	29.544	10	21	2:33.777	<b>2:33.777</b>	<b>10</b>
16	6	Gibbon-Newall	47.438	7	15	1:17.247	7	17	29.456	7	20	2:34.141	<b>2:34.141</b>	<b>7</b>
17	22	Karsten Le Blanc	47.127	6	13	1:16.367	2	15	28.955	5	17	2:32.449	<b>2:34.310</b>	<b>6</b>
18	20	Harrison-Watts	48.553	2	18	1:18.601	1	19	28.082	1	11	2:35.236	<b>2:36.078</b>	<b>2</b>
19	85	Fell-Nuthall	48.557	2	19	1:18.152	6	18	29.369	1	19	2:36.078	<b>2:37.326</b>	<b>6</b>
20	44	Stohrmann Jnr-Stohrmann	49.645	6	23	1:19.385	8	22	29.855	9	23	2:38.885	<b>2:39.504</b>	<b>9</b>
21	18	Ditheridge-Cannell	49.485	5	21	1:18.915	4	20	30.038	9	25	2:38.438	<b>2:39.628</b>	<b>4</b>
22	21	Yates-Twyman	49.130	8	20	1:21.006	7	25	29.148	7	18	2:39.284	<b>2:40.262</b>	<b>7</b>
23	35	Gregory De Prins	50.863	8	26	1:20.455	7	23	28.890	10	16	2:40.208	<b>2:40.651</b>	<b>7</b>
24	64	Thorne-Todd	52.102	1	30	1:22.532	1	29	29.733	2	22	2:44.367	<b>2:40.735</b>	<b>2</b>
25	26	Bernberg-Ugo	49.735	4	24	1:20.561	10	24	29.935	3	24	2:40.231	<b>2:40.922</b>	<b>4</b>
26	111	Hans Hübner	49.538	9	22	1:19.261	10	21	30.587	8	26	2:39.386	<b>2:41.752</b>	<b>8</b>
27	19	Emmerling-Hooper	50.581	9	25	1:21.738	9	27	30.738	9	27	2:43.057	<b>2:43.057</b>	<b>9</b>
28	59	Roger Whiteside	51.093	5	27	1:21.329	9	26	31.525	7	29	2:43.947	<b>2:45.415</b>	<b>9</b>
29	123	Chris Lunn	51.463	2	28	1:21.749	8	28	32.048	8	30	2:45.260	<b>2:46.113</b>	<b>8</b>
30	68	Marc Gordon	51.738	5	29	1:23.661	7	30	31.305	6	28	2:46.704	<b>2:47.251</b>	<b>7</b>



**Session Start: 09:30:00 - Finish: 10:00:03**

**Weather/Track Conditions: Cloud / Dry**

**Circuit: Silverstone Historic Grand Prix**

**Track Length: 5.857 Km - 3.6394 miles**



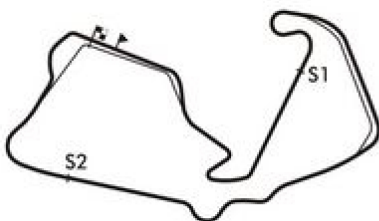


# Silverstone Classic - 29 - 31 Jul 2016

## Stirling Moss Trophy for Pre '61 Sports Cars

### Qualifying for Race 2 - Best Sector Speeds

	NO	SECTOR 1	MPH	NO	SECTOR 2	MPH	NO	SECTOR 3	MPH
1	16	Richard Kent	134.2	251	Lewis-McIntyre	152.5	251	Lewis-McIntyre	96.4
2	251	Lewis-McIntyre	133.7	16	Richard Kent	144.3	46	Verdon-Roe-Hancock	94.8
3	5	Pearson G-Pearson J	132.4	5	Pearson G-Pearson J	143.7	5	Pearson G-Pearson J	93.5
4	8	Wood-Nuthall	129.6	6	Gibbon-Newall	138.7	8	Wood-Nuthall	93.5
5	46	Verdon-Roe-Hancock	129.6	8	Wood-Nuthall	138.1	1	Bryant O-Bryant G	93.1
6	1	Bryant O-Bryant G	126.9	23	Darren McWhirter	137.2	16	Richard Kent	92.7
7	12	Steve Brooks	125.7	46	Verdon-Roe-Hancock	136.7	12	Steve Brooks	91.6
8	118	Thomas-O'Connell	125.2	12	Steve Brooks	135.3	42	Paul Woolley	91.3
9	6	Gibbon-Newall	125.0	1	Bryant O-Bryant G	132.9	6	Gibbon-Newall	91.2
10	23	Darren McWhirter	123.4	111	Hans Hübner	132.9	22	Karsten Le Blanc	90.6
11	70	Kremer D-Kremer G	122.9	118	Thomas-O'Connell	131.8	66	Maeers-Martin	90.6
12	66	Maeers-Martin	122.0	66	Maeers-Martin	131.1	70	Kremer D-Kremer G	90.3
13	42	Paul Woolley	120.9	85	Fell-Nuthall	130.8	23	Darren McWhirter	90.0
14	4	Champion-Stretton	117.9	70	Kremer D-Kremer G	130.6	29	Ahlers-Bellinger	90.0
15	85	Fell-Nuthall	117.9	42	Paul Woolley	129.3	77	Mahmoud-Audi	90.0
16	111	Hans Hübner	117.9	18	Ditheridge-Cannell	126.1	4	Champion-Stretton	88.3
17	22	Karsten Le Blanc	116.9	123	Chris Lunn	125.7	85	Fell-Nuthall	88.3
18	59	Roger Whiteside	114.1	22	Karsten Le Blanc	125.4	18	Ditheridge-Cannell	87.5
19	77	Mahmoud-Audi	114.1	4	Champion-Stretton	124.0	20	Harrison-Watts	87.2
20	29	Ahlers-Bellinger	113.6	59	Roger Whiteside	122.2	44	Stohrmann Jnr-Stohrmann	87.0
21	18	Ditheridge-Cannell	113.0	77	Mahmoud-Audi	122.0	118	Thomas-O'Connell	86.3
22	44	Stohrmann Jnr-Stohrmann	112.4	44	Stohrmann Jnr-Stohrmann	119.8	35	Gregory De Prins	86.1
23	123	Chris Lunn	111.1	29	Ahlers-Bellinger	117.9	26	Bernberg-Ugo	85.3
24	26	Bernberg-Ugo	110.7	68	Marc Gordon	117.7	59	Roger Whiteside	84.6
25	68	Marc Gordon	109.3	26	Bernberg-Ugo	117.5	21	Yates-Twyman	84.3
26	21	Yates-Twyman	107.9	35	Gregory De Prins	112.6	64	Thorne-Todd	84.3
27	35	Gregory De Prins	107.9	21	Yates-Twyman	111.3	111	Hans Hübner	84.1
28	19	Emmerling-Hooper	106.5	64	Thorne-Todd	110.7	19	Emmerling-Hooper	83.5
29	64	Thorne-Todd	104.9	20	Harrison-Watts	110.0	123	Chris Lunn	81.2
30	20	Harrison-Watts	103.7	19	Emmerling-Hooper	109.3	68	Marc Gordon	81.0
31	7	Friedrichs-Hadfield	0.0	7	Friedrichs-Hadfield	0.0	7	Friedrichs-Hadfield	0.0



**Session Start: 09:30:00 - Finish: 10:00:03**  
**Weather/Track Conditions: Cloud / Dry**  
**Circuit: Silverstone Historic Grand Prix**  
**Track Length: 5.857 Km - 3.6394 miles**





**Silverstone Classic - 29 - 31 Jul 2016**

**Stirling Moss Trophy for Pre '61 Sports Cars**  
**Race 2 - Starting Grid**

Sheet No: \_\_\_\_\_

Start Time : 09:40 - Heat Duration : 50 Minutes

15	29	<b>123</b> Chris Lunn	30	<b>68</b> Marc Gordon
14	27	<b>19</b> Emmerling-Hooper	28	<b>59</b> Roger Whiteside
13	25	<b>26</b> Bernberg-Ugo	26	<b>111</b> Hans Hübner
12	23	<b>35</b> Gregory De Prins	24	<b>64</b> Thorne-Todd
11	21	<b>18</b> Ditheridge-Cannell	22	<b>21</b> Yates-Twyman
10	19	<b>85</b> Fell-Nuthall	20	<b>44</b> Stohrmann Jnr-Stohrmann
9	17	<b>22</b> Karsten Le Blanc	18	<b>20</b> Harrison-Watts
8	15	<b>66</b> Maeers-Martin	16	<b>6</b> Gibbon-Newall
7	13	<b>118</b> Thomas-O'Connell	14	<b>77</b> Mahmoud-Audi
6	11	<b>12</b> Steve Brooks	12	<b>4</b> Champion-Stretton
5	9	<b>29</b> Ahlers-Bellinger	10	<b>23</b> Darren McWhirter
4	7	<b>42</b> Paul Woolley	8	<b>70</b> Kremer D-Kremer G
3	5	<b>1</b> Bryant O-Bryant G	6	<b>16</b> Richard Kent
2	3	<b>8</b> Wood-Nuthall	4	<b>46</b> Verdon-Roe-Hancock
1	1	<b>5</b> Pearson G-Pearson J	2	<b>251</b> Lewis-McIntyre

Pole Right

ROW

These results are provisional until the conclusion of any judicial and technical matters.

Circuit: Silverstone Historic Grand Prix  
Track Length: 5.857 Km - 3.6394 miles

Clerk of the Course:

Timekeeper:

Issued at:



### Silverstone Classic - 29 - 31 Jul 2016

#### Historic Touring Car Challenge ('66-'90) Qualifying for Race 14 - Classification

Sheet No:

POS	NO	DRIVER/S	CLASS	CLASS POS	CAR MAKE / MODEL	TIME	ON	LAPS	GAP	DIFF	MPH
1	10	Mark Smith	T4B	1	BMW M3 E30	2:24.020	3	8			90.97
2	66	Whale H-Whale N	T4B	2	BMW M3 E30	2:24.046	4	7	0.026	0.026	90.96
3	36	Tromans-Meaden	T2C	1	Ford Capri	2:24.382	5	7	0.362	0.336	90.74
4	40	Pochciol-Hanson	T2C	2	Jaguar XJ12 Broadspeed	2:25.725	2	6	1.705	1.343	89.91
5	27	Richard Postins	T3C	1	Austin Rover	2:26.955	2	7	2.935	1.230	89.15
6	55	Mullen-Blakeney-Edwards	T2C	3	BMW 3.0 CSL	2:29.226	3	9	5.206	2.271	87.80
7	51	Luck-Lockie	T2B	1	BMW 2002 Ti	2:29.401	6	8	5.381	0.175	87.70
8	42	Tom Pochciol	T2C	4	Ford Capri	2:29.651	3	9	5.631	0.250	87.55
9	68	David Tomlin	T2B	2	Ford RS 1800	2:30.111	5	7	6.091	0.460	87.28
10	123	Ric Wood	T2C	5	Ford Capri	2:30.879	3	5	6.859	0.768	86.84
11	61	Tom Houlbrook	T4B	3	BMW M3 E30	2:30.974	4	7	6.954	0.095	86.78
12	7	Garrett-Hall	T3C	2	Rover SD1	2:31.156	3	10	7.136	0.182	86.68
13	15	Henry Mann	T1A	1	Ford Escort Mk1	2:31.689	1	5	7.669	0.533	86.37
14	4	Williams Chr-Williams Cha	T3C	3	Rover SD1	2:31.826	3	7	7.806	0.137	86.29
15	16	Steve Dance	T2C	6	Ford Capri	2:32.154	2	2	8.134	0.328	86.11
16	21	Bryant G-Bryant O	D2D	1	Chevrolet Camaro Z28	2:32.328	5	6	8.308	0.174	86.01
17	49	Harrison-Taft	T3B	1	MG Metro Turbo	2:32.961	3	10	8.941	0.633	85.65
18	53	Ludovic Lindsay	T2C	7	Ford Capri	2:33.731	5	8	9.711	0.770	85.23
19	26	White-Bussell	T3C	4	Rover Vitesse	2:33.939	4	8	9.919	0.208	85.11
20	72	Roschmann Do-Roschmann Di	T2C	8	BMW 3.0 CSL	2:34.190	1	2	10.170	0.251	84.97
21	37	Philip Walker	D2C	1	Ford Capri RS2600	2:34.268	3	7	10.248	0.078	84.93
22	62	Sturgeon-Townshend	T4B	4	BMW M3	2:34.439	3	7	10.419	0.171	84.83
23	9	Clark-Wills	D2D	2	Chevrolet Camaro	2:34.950	3	10	10.930	0.511	84.55
24	60	Venables-Joy	T3C	5	Rover SD1	2:35.155	3	3	11.135	0.205	84.44
25	1	Vickers-Feakins	D2C	2	Ford Capri	2:35.632	2	5	11.612	0.477	84.18
26	14	Meins-Huff	D2C	3	Ford Capri 3.0S	2:35.943	6	10	11.923	0.311	84.02
27	94	Till Bechtolsheimer	T3B	2	MG Metro Turbo	2:37.758	4	6	13.738	1.815	83.05
28	31	Les Ely	T2B	3	BMW 2000	2:39.573	3	6	15.553	1.815	82.10
29	24	Robert Crofton	INV	1	Datsun 240Z	2:39.734	4	6	15.714	0.161	82.02
30	71	Hart-Shepherd	T3B	3	Renault 5 GT Turbo	2:42.086	3	9	18.066	2.352	80.83
31	19	Peter Mallett	D2C	4	Rover SD1 3500S	2:42.128	4	10	18.108	0.042	80.81
32	95	Wood-Polson	D1B	1	Triumph Dolomite Sprint	2:44.082	2	6	20.062	1.954	79.85
33	111	McKay-Allam	D2C	5	Ford Capri	2:45.446	6	9	21.426	1.364	79.19
34	2	Devis-Kennard	T2C	9	AMC Javelin	2:47.190	6	8	23.170	1.744	78.36
35	48	Robin Benn	T2C	10	Ford Capri	2:48.247	3	9	24.227	1.057	77.87
36	46	Frankel-Bennett-Baggs	D1B	2	Triumph Dolomite Sprint	2:50.242	2	9	26.222	1.995	76.96
37	43	Guest-Whale	INV	2	Alfa Romeo GTV6	2:51.050	5	9	27.030	0.808	76.60
38	58	Andrew Strachan	T1C	1	Rover P6	2:51.300	2	4	27.280	0.250	76.48
39	41	Paul Clayson	T2B	4	Alfa Romeo GTV6	2:53.086	4	7	29.066	1.786	75.69
40	11	Allen-Roberts	D1B	3	Alfa Romeo 2000 GTV	2:53.307	1	6	29.287	0.221	75.60

Cars 24 & 49 require working transponders - Regulation Q.12.2.1 refers.  
 Car 94 - Transponder only working intermittently - Regulation Q.12.2.1 refers.  
 A 30 second penalty will be applied if not working in the race.  
 CAR 63 - LEFT PITLANE BUT DID NOT PASS A TIMING SECTOR

Session Start: 10:14:01 - Finish: 10:44:03  
 Weather/Track Conditions: Rain / Wet  
 Circuit: Silverstone Historic Grand Prix  
 Track Length: 5.857 Km - 3.6394 miles

These results are provisional until the conclusion of any judicial and technical matters.

Clerk of the Course:	Timekeeper:	Issued at:
----------------------	-------------	------------



## Silverstone Classic - 29 - 31 Jul 2016

### Historic Touring Car Challenge ('66-'90)

#### Qualifying for Race 14 - Classification

Sheet No:

POS	NO	DRIVER/S	CLASS	CLASS POS	CAR MAKE / MODEL	TIME	ON	LAPS	GAP	DIFF	MPH
41	22	Edwards J-Edwards A	D1B	4	Triumph Dolomite Sprint	2:54.139	1	8	30.119	0.832	75.24
42	52	Bell-Ryan	D2B	1	Ford Escort RS2000	2:54.497	3	9	30.477	0.358	75.08
43	140	Mark Wilson	D2A	1	Volkswagen Golf	3:16.005	1	6	51.985	21.508	66.84
44	44	Gareth Burnett	D2A	2	Volkswagen Golf GTi						
45	45	Waghorn-Green	D2C	6	Ford Capri						

Cars 24 & 49 require working transponders - Regulation Q.12.2.1 refers.  
Car 94 - Transponder only working intermittently - Regulation Q.12.2.1 refers.  
A 30 second penalty will be applied if not working in the race.  
CAR 63 - LEFT PITLANE BUT DID NOT PASS A TIMING SECTOR

Session Start: 10:14:01 - Finish: 10:44:03  
Weather/Track Conditions: Rain / Wet  
Circuit: Silverstone Historic Grand Prix  
Track Length: 5.857 Km - 3.6394 miles

These results are provisional until the conclusion of any judicial and technical matters.

Clerk of the Course:	Timekeeper:	Issued at:
----------------------	-------------	------------

# Silverstone Classic - 29 - 31 Jul 2016

## Historic Touring Car Challenge ('66-'90)

### Qualifying for Race 14 - Sector Analysis

1 Vickers-Feakins (D2C)									Ford Capri										
lap	Sect-1	Speed	Sect-2	Speed	Sect-3	Speed	TopSpeed	laptime	pit	lap	Sect-1	Speed	Sect-2	Speed	Sect-3	Speed	Topspeed	laptime	pit
1	48.707	113.4	1:21.111	108.4	29.763	85.8		2:39.581		4	50.297	110.9	5:33.460	104.7	35.904	69.8		16:59.661	P
2	48.265	114.3	1:18.233	116.1	29.134	84.2		2:35.632		5	1:07.059	104.4	1:23.798	117.5	31.813	76.4		3:02.670	
3	48.410	113.6	1:18.300	115.1	30.705	77.1		2:37.415		6									

2 Devis-Kennard (T2C)									AMC Javelin										
lap	Sect-1	Speed	Sect-2	Speed	Sect-3	Speed	TopSpeed	laptime	pit	lap	Sect-1	Speed	Sect-2	Speed	Sect-3	Speed	Topspeed	laptime	pit
1	51.451	92.9	1:22.770	120.9	34.853	83.6		2:49.074		5	51.616	95.7	3:03.283	116.7	32.443	86.4		4:27.342	P
2	49.436	115.7	1:21.864	126.4	22.727			2:34.027	D	6	48.994	110.4	1:17.500	123.1	40.696	76.5		2:47.190	
3	1:00.732	116.9	1:20.629	127.8	33.554	72.4		2:54.915		7	50.173	102.8	1:22.179	103.2	37.201	74.0		2:49.553	
4	53.046	106.7	1:23.277	122.9	37.224	83.3		2:53.547		8	56.267	90.9	1:29.385	106.7	35.646	72.0		3:01.298	

4 Williams Chr-Williams Cha (T3C)									Rover SD1										
lap	Sect-1	Speed	Sect-2	Speed	Sect-3	Speed	TopSpeed	laptime	pit	lap	Sect-1	Speed	Sect-2	Speed	Sect-3	Speed	Topspeed	laptime	pit
1	52.524	98.3	1:19.254	101.4	30.835	84.6		2:42.613		5	48.102	112.4	4:22.835	113.6	32.495	79.7		5:43.432	P
2	47.719	109.7	1:18.140	117.5	28.057	89.7		2:33.916		6	49.480	112.6	1:19.883	116.1	36.097	76.6		2:45.460	
3	47.426	110.2	1:16.108	117.9	28.292	81.4		2:31.826		7	50.947	109.8	1:23.851	112.0	36.942	72.8		2:51.740	
4	47.731	112.2	1:16.127	116.5	29.071	83.9		2:32.929		8									

7 Garrett-Hall (T3C)									Rover SD1										
lap	Sect-1	Speed	Sect-2	Speed	Sect-3	Speed	TopSpeed	laptime	pit	lap	Sect-1	Speed	Sect-2	Speed	Sect-3	Speed	Topspeed	laptime	pit
1	50.522	106.2	1:17.880	125.9	28.697	90.9		2:37.099		6	48.794	92.8	2:57.356	126.4	31.482	84.3		4:17.632	P
2	46.873	115.7	1:18.396	126.9	28.715	88.4		2:33.984		7	46.923	110.6	1:16.399	125.4	30.828	83.4		2:34.150	
3	49.065	113.9	1:14.031	127.8	28.060	86.5		2:31.156		8	48.137	109.7	1:18.006	123.8	32.778	69.1		2:38.921	
4	48.917	117.7	1:14.779	127.1	28.299	87.2		2:31.995		9	54.178	98.0	1:41.354	116.9	33.880	74.8		3:09.412	
5	48.346	114.9	1:16.579	109.5	29.589	88.3		2:34.514		10	53.454	95.6	1:23.158	123.4	31.557	79.5		2:48.169	

9 Clark-Wills (D2D)									Chevrolet Camaro										
lap	Sect-1	Speed	Sect-2	Speed	Sect-3	Speed	TopSpeed	laptime	pit	lap	Sect-1	Speed	Sect-2	Speed	Sect-3	Speed	Topspeed	laptime	pit
1	50.172	96.4	1:20.729	135.0	29.155	87.2		2:40.056		6	48.796	122.9	3:18.871	135.8	32.720	80.8		4:40.387	P
2	47.746	119.4	1:18.785	134.5	29.517	81.8		2:36.048		7	48.639	115.1	1:14.674	125.7	33.064	78.2		2:36.377	
3	48.895	123.8	1:16.642	135.0	29.413	84.1		2:34.950		8	48.151	109.8	1:17.560	120.5	33.471	65.3		2:39.182	
4	48.988	121.1	1:18.209	133.9	30.391	77.5		2:37.588		9	57.646	97.5	2:46.955	107.0	35.591	73.9		4:20.192	P
5	49.576	104.2	1:19.834	133.2	30.261	80.7		2:39.671		10	53.415	103.9	1:19.590	113.9	31.714	81.7		2:44.719	

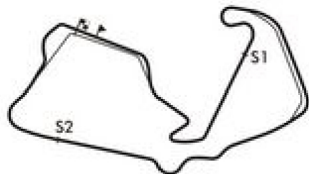
10 Mark Smith (T4B)									BMW M3 E30										
lap	Sect-1	Speed	Sect-2	Speed	Sect-3	Speed	TopSpeed	laptime	pit	lap	Sect-1	Speed	Sect-2	Speed	Sect-3	Speed	Topspeed	laptime	pit
1	49.298	119.4	1:23.812	132.6	28.139	94.3		2:41.249		5	47.682	124.7	1:16.479	129.3	33.451	68.6		2:37.612	
2	49.046	122.0	1:13.308	135.6	27.780	94.9		2:30.134		6	49.465	117.5	2:59.776	133.2	30.502	85.1		4:19.743	P
3	45.225	128.3	1:11.269	137.8	27.526	94.3		2:24.020		7	45.822	128.1	1:14.335	132.6	32.239	76.4		2:32.396	
4	45.416	128.3	1:15.218	129.1	29.812	89.0		2:30.446		8	47.796	121.1	1:15.057	133.2	33.029	73.4		2:35.882	

11 Allen-Roberts (D1B)									Alfa Romeo 2000 GTV										
lap	Sect-1	Speed	Sect-2	Speed	Sect-3	Speed	TopSpeed	laptime	pit	lap	Sect-1	Speed	Sect-2	Speed	Sect-3	Speed	Topspeed	laptime	pit
1	55.016	100.3	1:26.164	106.0	32.127	81.4		2:53.307		4	53.894	99.1	3:59.327	99.3	35.167	73.5		5:28.388	P
2	53.589	99.9	1:27.942	105.8	32.683	78.1		2:54.214		5	56.623	98.4	1:30.264	103.4	35.709	71.9		3:02.596	
3	53.006	99.3	1:27.093	106.0	33.280	77.1		2:53.379		6	58.089	97.7	1:33.845	102.6	36.607	67.6		3:08.541	

14 Meins-Huff (D2C)									Ford Capri 3.0S										
lap	Sect-1	Speed	Sect-2	Speed	Sect-3	Speed	TopSpeed	laptime	pit	lap	Sect-1	Speed	Sect-2	Speed	Sect-3	Speed	Topspeed	laptime	pit
1	52.534	113.9	1:29.325	120.9	29.972	79.4		2:51.831		6	47.603	119.8	1:15.694	126.1	32.646	83.0		2:35.943	
2	50.504	98.4	1:20.884	124.3	29.213	85.5		2:40.601		7	47.785	119.6	1:16.422	124.5	32.274	76.3		2:36.481	
3	49.231	115.9	1:18.823	124.5	29.802	79.2		2:37.856		8	49.613	117.7	1:19.122	122.7	34.737	66.0		2:43.472	
4	49.582	118.4	1:18.678	124.0	30.917	79.6		2:39.177		9	57.193	105.5	1:29.039	113.4	35.715	68.3		3:01.947	
5	49.998	114.7	2:56.096	123.4	28.813	89.1		4:14.907	P	10	56.829	103.6	1:23.691	120.3	32.870	78.9		2:53.390	



**Session Start: 10:14:01 - Finish: 10:44:03**  
**Weather/Track Conditions: Rain / Wet**  
**Circuit: Silverstone Historic Grand Prix**  
**Track Length: 5.857 Km - 3.6394 miles**

# Silverstone Classic - 29 - 31 Jul 2016

## Historic Touring Car Challenge ('66-'90)

### Qualifying for Race 14 - Sector Analysis

15 Henry Mann (T1A)									Ford Escort Mk1										
lap	Sect-1	Speed	Sect-2	Speed	Sect-3	Speed	TopSpeed	laptime	pit	lap	Sect-1	Speed	Sect-2	Speed	Sect-3	Speed	Topspeed	laptime	pit
1	47.509	110.2	1:16.219	119.0	27.961	88.9		2:31.689		4	56.466	90.0	1:31.627	89.1	36.538	71.1		3:04.631	
2	46.738	111.5	1:28.309	104.5	35.227	69.5		18:50.274		5	56.682	90.3	1:33.087	90.6	36.999	71.4		3:06.768	
3	55.888	93.1	1:28.726	110.7	35.696	72.6		3:00.310		6									

16 Steve Dance (T2C)									Ford Capri										
lap	Sect-1	Speed	Sect-2	Speed	Sect-3	Speed	TopSpeed	laptime	pit	lap	Sect-1	Speed	Sect-2	Speed	Sect-3	Speed	Topspeed	laptime	pit
1	49.710	115.9	1:17.000	129.8	28.867	90.8		2:35.577		2	46.754	122.7	1:17.090	127.8	28.310	90.4		2:32.154	

19 Peter Mallett (D2C)									Rover SD1 3500S										
lap	Sect-1	Speed	Sect-2	Speed	Sect-3	Speed	TopSpeed	laptime	pit	lap	Sect-1	Speed	Sect-2	Speed	Sect-3	Speed	Topspeed	laptime	pit
1	49.835	112.6	1:24.329	121.4	29.618	84.1		2:43.782		6	49.844	113.7	1:21.378	119.0	31.702	80.2		2:42.924	
2	49.335	112.6	1:23.208	116.7	31.547	81.4		2:44.090		7	51.214	108.8	1:22.872	120.1	42.196	72.0		2:56.282	
3	51.811	105.2	1:20.665	121.4	29.657	75.1		2:42.133		8	54.451	109.5	1:24.556	108.2	36.796	64.0		2:55.803	
4	51.039	112.4	1:19.989	120.7	31.100	79.0		2:42.128		9	58.794	91.1	1:36.869	95.1	38.242	66.6		3:13.905	
5	51.488	109.1	1:22.461	112.4	30.429	85.4		2:44.378		10	58.974	99.4	1:31.486	104.7	36.265	69.8		3:06.725	

21 Bryant G-Bryant O (D2D)									Chevrolet Camaro Z28										
lap	Sect-1	Speed	Sect-2	Speed	Sect-3	Speed	TopSpeed	laptime	pit	lap	Sect-1	Speed	Sect-2	Speed	Sect-3	Speed	Topspeed	laptime	pit
1	54.171	93.6	1:23.570	111.1	30.945	86.7		2:48.686		4	52.158	96.4	4:07.490	120.5	29.536	85.8		5:29.184	P
2	49.808	103.2	1:19.133	117.3	30.690	87.5		2:39.631		5	47.546	116.9	1:14.761	133.9	30.021	82.3		2:32.328	
3	50.927	104.0	1:17.165	123.6	30.828	76.3		2:38.920		6	47.278	120.7	1:14.266	119.2	33.076	76.3		2:34.620	

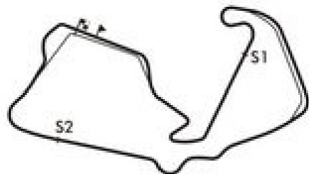
22 Edwards J-Edwards A (D1B)									Triumph Dolomite Sprint										
lap	Sect-1	Speed	Sect-2	Speed	Sect-3	Speed	TopSpeed	laptime	pit	lap	Sect-1	Speed	Sect-2	Speed	Sect-3	Speed	Topspeed	laptime	pit
1	53.658	94.5	1:26.426	127.6	34.055	71.7		2:54.139		5	55.334	92.6	1:26.108	125.4	40.876	69.0		3:02.318	
2	53.398	107.0	1:48.934	113.4	34.302	70.1		3:16.634		6	53.409	103.6	1:24.973	112.4	36.756	63.1		2:55.138	
3	54.876	93.5	1:27.999	128.6	33.857	73.4		2:56.732		7	57.342	97.7	1:30.552	103.9	37.832	64.3		3:05.726	
4	56.995	91.6	3:59.966	119.0	34.612	75.1		5:31.573	P	8	1:02.919	76.8	1:33.836	112.4	40.356	67.0		3:17.111	

24 Robert Crofton (INV)									Datsun 240Z										
lap	Sect-1	Speed	Sect-2	Speed	Sect-3	Speed	TopSpeed	laptime	pit	lap	Sect-1	Speed	Sect-2	Speed	Sect-3	Speed	Topspeed	laptime	pit
1								2:40.649		4								2:39.734	
2								2:44.926		5								2:42.916	
3								2:44.740		6								2:49.846	

26 White-Bussell (T3C)									Rover Vitesse										
lap	Sect-1	Speed	Sect-2	Speed	Sect-3	Speed	TopSpeed	laptime	pit	lap	Sect-1	Speed	Sect-2	Speed	Sect-3	Speed	Topspeed	laptime	pit
1	48.638	109.8	1:19.498	122.2	29.980	77.3		2:38.116		5	52.124	104.7	3:45.696	101.8	35.349	75.1		5:13.169	P
2	47.696	115.5	1:18.234	121.6	28.507	90.2		2:34.437		6	52.070	108.8	1:22.065	115.5	34.556	70.6		2:48.691	
3	47.760	114.9	1:19.318	119.8	28.821	83.4		2:35.899		7	53.769	110.0	1:21.560	109.7	36.860	65.2		2:52.189	
4	48.246	115.5	1:16.361	121.8	29.332	87.0		2:33.939		8	57.171	92.8	1:38.802	92.3	44.175	66.5		3:20.148	

27 Richard Postins (T3C)									Austin Rover										
lap	Sect-1	Speed	Sect-2	Speed	Sect-3	Speed	TopSpeed	laptime	pit	lap	Sect-1	Speed	Sect-2	Speed	Sect-3	Speed	Topspeed	laptime	pit
1	46.556	112.6	1:13.864	122.0	27.739	92.3		2:28.159		5	48.448	113.4	4:28.985	118.6	29.851	77.0		5:47.284	P
2	45.420	118.4	1:13.853	127.1	27.682	92.6		2:26.955		6	46.647	120.3	1:14.607	127.8	32.430	83.2		2:33.684	
3	45.893	116.7	1:15.585	123.4	27.706	88.7		2:29.184		7	48.152	119.2	1:15.446	120.3	32.792	72.9		2:36.390	
4	45.556	119.2	1:14.056	125.2	30.162	83.2		2:29.774		8									

31 Les Ely (T2B)									BMW 2000										
lap	Sect-1	Speed	Sect-2	Speed	Sect-3	Speed	TopSpeed	laptime	pit	lap	Sect-1	Speed	Sect-2	Speed	Sect-3	Speed	Topspeed	laptime	pit
1	51.343	107.2	1:24.051	115.9	30.173	77.7		2:45.567		4	50.000	111.5	1:21.651	114.7	30.954	83.5		2:42.605	
2	55.034	107.0	1:19.010	118.1	29.894	81.2		2:43.938		5	50.492	106.9	1:19.295	116.1	30.122	86.6		2:39.909	
3	50.917	112.4	1:18.391	119.0	30.265	81.9		2:39.573		6	49.780	111.5	1:21.521	116.3	33.299	74.0		2:44.600	



**Session Start: 10:14:01 - Finish: 10:44:03**  
**Weather/Track Conditions: Rain / Wet**  
**Circuit: Silverstone Historic Grand Prix**  
**Track Length: 5.857 Km - 3.6394 miles**

# Silverstone Classic - 29 - 31 Jul 2016

## Historic Touring Car Challenge ('66-'90)

### Qualifying for Race 14 - Sector Analysis

36 Tromans-Meaden (T2C)									Ford Capri										
lap	Sect-1	Speed	Sect-2	Speed	Sect-3	Speed	TopSpeed	laptime	pit	lap	Sect-1	Speed	Sect-2	Speed	Sect-3	Speed	Topspeed	laptime	pit
1	49.836	107.7	1:17.277	133.2	28.534	90.8		2:35.647		5	45.157	131.3	1:11.230	140.7	27.995	79.7		2:24.382	
2	47.265	119.0	1:15.099	132.6	28.506	88.2		2:30.870		6	44.521	131.8	1:10.042	140.4	42.503	83.7		2:37.066	
3	45.947	123.6	1:14.125	133.9	27.814	85.7		2:27.886		7	47.881	119.6	2:11.279	111.3	34.055	75.2		3:33.215	P
4	46.740	119.4	3:04.272	128.3	30.058	90.9		4:21.070	P	8									

37 Philip Walker (D2C)									Ford Capri RS2600										
lap	Sect-1	Speed	Sect-2	Speed	Sect-3	Speed	TopSpeed	laptime	pit	lap	Sect-1	Speed	Sect-2	Speed	Sect-3	Speed	Topspeed	laptime	pit
1	51.103	110.2	1:18.340	131.3	28.691	86.7		2:38.134		5	51.105	108.6	3:12.736	119.2	30.251	84.5		4:34.092	P
2	46.950	110.9	1:18.127	125.4	30.334	88.0		2:35.411		6	47.629	120.3	1:15.237	125.9	31.766	83.6		2:34.632	
3	48.905	119.8	1:14.549	127.8	30.814	81.8		2:34.268		7	48.359	115.3	1:17.789	117.1	32.101	75.5		2:38.249	
4	48.732	116.9	1:17.146	114.1	31.719	78.8		2:37.597		8									

40 Pochciol-Hanson (T2C)									Jaguar XJ12 Broadspeed										
lap	Sect-1	Speed	Sect-2	Speed	Sect-3	Speed	TopSpeed	laptime	pit	lap	Sect-1	Speed	Sect-2	Speed	Sect-3	Speed	Topspeed	laptime	pit
1	46.598	113.2	1:12.624	133.7	28.554	83.6		2:27.776		4	48.152	110.7	1:17.338	123.4	31.329	86.1		2:36.819	
2	45.148	133.2	1:14.041	142.5	26.536	95.1		2:25.725		5	47.846	119.4	1:15.772	139.5	28.727	91.7		2:32.345	
3	43.489	115.9	3:14.873	132.6	29.771	79.1		4:28.133	P	6	46.472	125.4	1:25.334	78.6	38.749	63.9		2:50.555	

41 Paul Clayton (T2B)									Alfa Romeo GTV6										
lap	Sect-1	Speed	Sect-2	Speed	Sect-3	Speed	TopSpeed	laptime	pit	lap	Sect-1	Speed	Sect-2	Speed	Sect-3	Speed	Topspeed	laptime	pit
1	58.388	94.7	1:29.521	102.5	33.584	76.0		3:01.493		5	54.294	104.9	1:23.358	108.9	37.905	70.8		2:55.557	
2	52.384	96.8	3:56.407	107.7	33.300	74.6		5:22.091	P	6	54.978	101.7	1:26.024	110.4	36.480	71.1		2:57.482	
3	53.837	103.2	1:25.956	110.0	35.353	74.2		2:55.146		7	54.670	103.9	1:29.685	105.7	38.483	67.0		3:02.838	
4	52.887	104.5	1:27.620	106.9	32.579	80.0		2:53.086		8									

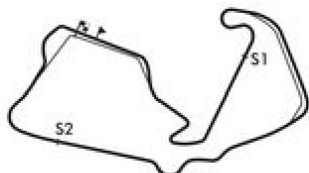
42 Tom Pochciol (T2C)									Ford Capri										
lap	Sect-1	Speed	Sect-2	Speed	Sect-3	Speed	TopSpeed	laptime	pit	lap	Sect-1	Speed	Sect-2	Speed	Sect-3	Speed	Topspeed	laptime	pit
1	47.604	104.9	1:22.070	129.8	30.419	83.9		2:40.093		6	46.199	117.3	1:19.917	99.7	31.659	87.2		2:37.775	
2	47.577	123.1	2:34.339	131.1	28.360	89.8		3:50.276	P	7	45.614	123.4	1:13.397	129.3	33.025	76.9		2:32.036	
3	45.728	125.0	1:14.091	131.6	29.832	85.7		2:29.651		8	47.677	122.2	1:16.862	127.6	32.917	63.0		2:37.456	
4	47.169	123.1	1:15.611	128.6	30.232	87.7		2:33.012		9	1:01.212	100.2	2:49.751	123.4	32.892	78.8		4:23.855	P
5	46.120	124.0	1:14.723	131.1	29.475	83.9		2:30.318		10									

43 Guest-Whale (INV)									Alfa Romeo GTV6										
lap	Sect-1	Speed	Sect-2	Speed	Sect-3	Speed	TopSpeed	laptime	pit	lap	Sect-1	Speed	Sect-2	Speed	Sect-3	Speed	Topspeed	laptime	pit
1	52.525	100.0	1:27.138		32.285	82.0		2:51.948		6	59.151	93.7	1:21.207		32.340	80.8		2:52.698	
2	51.355	102.0	3:10.764	113.7	31.404	81.6		4:33.523	P	7	50.239	109.3	1:25.594		35.960	70.6		2:51.793	
3	55.474	107.4	1:22.900		33.925	76.7		2:52.299		8	58.728	90.2	2:55.286		36.682	72.5		4:30.696	P
4	58.207	98.0	1:23.139		31.621	83.0		2:52.967		9	55.820	102.0	1:25.404		32.112	80.6		2:53.336	
5	49.935	109.7	1:24.213	94.7	36.902	66.4		2:51.050		10									

44 Gareth Burnett (D2A)									Volkswagen Golf GTi										
lap	Sect-1	Speed	Sect-2	Speed	Sect-3	Speed	TopSpeed	laptime	pit	lap	Sect-1	Speed	Sect-2	Speed	Sect-3	Speed	Topspeed	laptime	pit

45 Waghorn-Green (D2C)									Ford Capri										
lap	Sect-1	Speed	Sect-2	Speed	Sect-3	Speed	TopSpeed	laptime	pit	lap	Sect-1	Speed	Sect-2	Speed	Sect-3	Speed	Topspeed	laptime	pit

46 Frankel-Bennett-Baggs (D1B)									Triumph Dolomite Sprint										
lap	Sect-1	Speed	Sect-2	Speed	Sect-3	Speed	TopSpeed	laptime	pit	lap	Sect-1	Speed	Sect-2	Speed	Sect-3	Speed	Topspeed	laptime	pit
1	55.784	91.2	1:24.345	125.7	32.792	82.7		2:52.921		6	55.150	107.2	1:23.617	112.2	37.003	67.5		2:55.770	
2	51.981	97.8	1:25.978	114.1	32.283	79.5		2:50.242		7	55.785	107.4	1:26.971	112.6	36.693	66.8		2:59.449	
3	51.944	108.1	1:25.182	125.0	33.658	76.4		2:50.784		8	59.921	87.7	1:34.709	118.1	38.099	68.1		3:12.729	
4	52.846	106.5	1:23.931	113.2	35.087	75.7		2:51.864		9	59.419	95.1	1:30.518	113.7	35.997	72.9		3:05.934	
5	54.504	98.1	4:00.558	126.4	34.494	75.4		5:29.556	P	10									



**Session Start: 10:14:01 - Finish: 10:44:03**  
**Weather/Track Conditions: Rain / Wet**  
**Circuit: Silverstone Historic Grand Prix**  
**Track Length: 5.857 Km - 3.6394 miles**

# Silverstone Classic - 29 - 31 Jul 2016

## Historic Touring Car Challenge ('66-'90)

### Qualifying for Race 14 - Sector Analysis

48 Robin Benn (T2C)									Ford Capri										
lap	Sect-1	Speed	Sect-2	Speed	Sect-3	Speed	TopSpeed	laptime	pit	lap	Sect-1	Speed	Sect-2	Speed	Sect-3	Speed	Topspeed	laptime	pit
1	54.438	105.7	1:23.951	103.9	33.250	73.8		2:51.639		6	52.494	103.2	3:20.745	97.3	34.997	67.4		4:48.236	P
2	53.851	108.9	1:25.306	112.4	32.740	76.6		2:51.897		7	55.364	96.4	1:25.460	108.1	33.963	66.2		2:54.787	
3	52.640	108.4	1:22.683	112.0	32.924	76.3		2:48.247		8	57.474	98.7	1:31.394	107.9	35.100	66.5		3:03.968	
4	56.516	102.6	1:23.970	101.2	35.899	75.4		2:56.385		9	59.885	89.0	1:27.608	106.2	34.015	72.6		3:01.508	
5	53.283	106.5	1:23.294	110.4	32.680	67.2		2:49.257		10									

49 Harrison-Taft (T3B)									MG Metro Turbo										
lap	Sect-1	Speed	Sect-2	Speed	Sect-3	Speed	TopSpeed	laptime	pit	lap	Sect-1	Speed	Sect-2	Speed	Sect-3	Speed	Topspeed	laptime	pit
1								2:42.711	D	6								2:43.507	
2								2:40.029		7								2:41.924	
3								2:32.961		8								2:49.387	
4								2:33.661		9								2:53.837	
5								4:07.196		10								2:46.433	

51 Luck-Lockie (T2B)									BMW 2002 Ti										
lap	Sect-1	Speed	Sect-2	Speed	Sect-3	Speed	TopSpeed	laptime	pit	lap	Sect-1	Speed	Sect-2	Speed	Sect-3	Speed	Topspeed	laptime	pit
1	49.241	106.7	1:21.034	117.1	29.241	82.6		2:39.516		5	52.128	91.1	2:55.998	115.3	28.523	89.4		4:16.649	P
2	48.479	111.1	1:18.597	116.9	29.428	91.2		2:36.504		6	46.755	113.0	1:14.483	116.9	28.163	88.9		2:29.401	
3	48.646	111.5	1:16.888	117.1	29.226	86.4		2:34.760		7	46.571	113.4	1:14.873	115.9	29.989	82.0		2:31.433	
4	50.309	106.5	1:18.928	116.7	31.050	83.4		2:40.287		8	48.458	112.8	1:16.712	116.1	32.785	70.3		2:37.955	

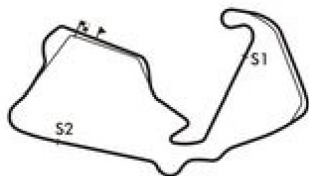
52 Bell-Ryan (D2B)									Ford Escort RS2000										
lap	Sect-1	Speed	Sect-2	Speed	Sect-3	Speed	TopSpeed	laptime	pit	lap	Sect-1	Speed	Sect-2	Speed	Sect-3	Speed	Topspeed	laptime	pit
1	55.347	94.3	1:28.950	110.4	33.495	75.0		2:57.792		6	54.066	97.5	3:16.251	98.3	38.254	71.4		4:48.571	P
2	53.667	99.6	1:28.423	106.5	35.311	75.3		2:57.401		7	57.836	92.8	1:30.523	110.2	38.206	66.1		3:06.565	
3	53.043	103.7	1:27.523	105.7	33.931	70.1		2:54.497		8	59.888	94.8	1:36.967	103.2	38.688	65.7		3:15.543	
4	55.073	102.6	1:25.443	107.7	35.029	75.6		2:55.545		9	1:00.404	84.2	1:31.524	109.1	35.985	75.1		3:07.913	
5	54.465	98.7	1:28.281	108.9	34.217	74.4		2:56.963		10									

53 Ludovic Lindsay (T2C)									Ford Capri										
lap	Sect-1	Speed	Sect-2	Speed	Sect-3	Speed	TopSpeed	laptime	pit	lap	Sect-1	Speed	Sect-2	Speed	Sect-3	Speed	Topspeed	laptime	pit
1	54.502	94.8	1:24.642	102.9	31.674	70.3		2:50.818		5	47.968	112.6	1:16.723	122.5	29.040	89.5		2:33.731	
2	53.148	99.9	1:24.727	110.4	30.913	81.2		2:48.788		6	46.386	114.7	1:17.522	120.3	30.524	79.6		2:34.432	
3	48.812	112.2	1:18.308	125.7	30.616	78.5		2:37.736		7	47.666	114.5	1:18.224	123.4	34.049	74.1		2:39.939	
4	49.793	103.6	1:16.915	124.0	31.804	82.4		2:38.512		8	49.229	109.8	1:19.411	122.0	45.693	65.2		2:54.333	

55 Mullen-Blakeney-Edwards (T2C)									BMW 3.0 CSL										
lap	Sect-1	Speed	Sect-2	Speed	Sect-3	Speed	TopSpeed	laptime	pit	lap	Sect-1	Speed	Sect-2	Speed	Sect-3	Speed	Topspeed	laptime	pit
1	49.125	111.7	1:18.020	125.4	29.233	88.0		2:36.378		6	48.366	118.6	2:52.262	124.0	30.301	81.7		4:10.929	P
2	46.838	118.8	1:16.983	125.9	28.940	91.8		2:32.761		7	48.950	119.4	1:15.384	128.1	31.157	79.2		2:35.491	
3	45.635	119.8	1:15.121	125.9	28.470	86.6		2:29.226		8	47.849	119.8	1:16.981	125.2	32.725	78.2		2:37.555	
4	46.911	120.1	1:15.209	125.4	30.486	84.7		2:32.606		9	53.456	118.1	1:25.438	106.4	35.472	69.3		2:54.366	
5	53.733	114.3	1:17.819	127.1	30.603	84.1		2:42.155		10									

58 Andrew Strachan (T1C)									Rover P6										
lap	Sect-1	Speed	Sect-2	Speed	Sect-3	Speed	TopSpeed	laptime	pit	lap	Sect-1	Speed	Sect-2	Speed	Sect-3	Speed	Topspeed	laptime	pit
1	56.621	100.0	1:29.447	110.2	33.601	75.5		2:59.669		3	53.537	102.8	1:26.197	110.0	34.238	73.3		2:53.972	
2	55.397	98.3	1:24.555	110.4	31.348	77.9		2:51.300		4	54.423	104.2	1:28.620	104.4	35.949	70.5		2:58.992	

60 Venables-Joy (T3C)									Rover SD1										
lap	Sect-1	Speed	Sect-2	Speed	Sect-3	Speed	TopSpeed	laptime	pit	lap	Sect-1	Speed	Sect-2	Speed	Sect-3	Speed	Topspeed	laptime	pit
1	50.939	102.8	1:19.211	111.1	29.121	82.0		2:39.271		3	48.237	105.4	1:16.231	111.5	30.687	78.4		2:35.155	
2	48.479	107.9	1:20.777	109.8	28.772	84.9		2:38.028		4									



**Session Start: 10:14:01 - Finish: 10:44:03**  
**Weather/Track Conditions: Rain / Wet**  
**Circuit: Silverstone Historic Grand Prix**  
**Track Length: 5.857 Km - 3.6394 miles**





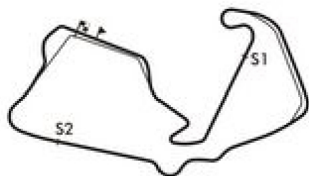
# Silverstone Classic - 29 - 31 Jul 2016

## Historic Touring Car Challenge ('66-'90)

### Qualifying for Race 14 - Sector Analysis

123 Ric Wood (T2C)									Ford Capri								
lap	Sect-1	Speed	Sect-2	Speed	Sect-3	Speed	TopSpeed	laptime pit	lap	Sect-1	Speed	Sect-2	Speed	Sect-3	Speed	Topspeed	laptime pit
1	51.459	106.9	1:19.545	120.3	32.108	86.5		2:43.112	4	47.391	121.6	1:17.643	114.9	32.020	82.4		2:37.054
2	47.425	110.6	1:18.006	127.3	30.327	93.2		2:35.758	5	49.578	105.2	5:19.446	110.7	37.051	80.2		6:46.075 P
3	47.231	113.2	1:13.710	136.1	29.938	83.8		2:30.879	6								

140 Mark Wilson (D2A)									Volkswagen Golf								
lap	Sect-1	Speed	Sect-2	Speed	Sect-3	Speed	TopSpeed	laptime pit	lap	Sect-1	Speed	Sect-2	Speed	Sect-3	Speed	Topspeed	laptime pit
1	1:05.361	82.4	1:35.640	103.2	35.004	73.6		3:16.005	4	58.897	97.1	1:41.068	99.1	37.508	62.3		3:17.473
2	57.834	96.3	3:28.078	76.1	37.532	72.0		5:03.444 P	5	1:01.958	93.5	8:18.336	85.7	43.961	58.9		10:04.255 P
3	58.494	87.3	1:39.406	97.0	38.340	59.4		3:16.240	6	1:03.646	78.0	1:49.889	93.2	40.786	48.6		3:34.321

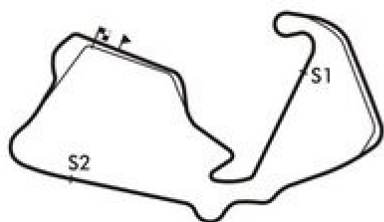


# Silverstone Classic - 29 - 31 Jul 2016

## Historic Touring Car Challenge ('66-'90)

### Qualifying for Race 14 - Best Sector Times

POS	NO	DRIVER/S	Sector 1			Sector 2			Sector 3			IDEAL LAP	BEST LAP	On
			TIME	LAP	POS	TIME	LAP	POS	TIME	LAP	POS			
1	10	Mark Smith	45.225	3	4	1:11.269	3	2	27.526	3	4	2:24.020	<b>2:24.020</b>	3
2	66	Whale H-Whale N	44.305	4	2	1:11.480	4	3	27.162	3	3	2:22.947	<b>2:24.046</b>	4
3	36	Tromans-Meaden	44.521	6	3	1:10.042	6	1	27.814	3	6	2:22.377	<b>2:24.382</b>	5
4	40	Pochciol-Hanson	43.489	3	1	1:12.624	1	4	26.536	2	2	2:22.649	<b>2:25.725</b>	2
5	27	Richard Postins	45.420	2	5	1:13.853	2	7	27.682	2	5	2:26.955	<b>2:26.955</b>	2
6	55	Mullen-Blakeney-Edwards	45.635	3	8	1:15.121	3	15	28.470	3	15	2:29.226	<b>2:29.226</b>	3
7	51	Luck-Lockie	46.571	7	13	1:14.483	6	10	28.163	6	10	2:29.217	<b>2:29.401</b>	6
8	42	Tom Pochciol	45.614	7	6	1:13.397	7	5	28.360	2	12	2:27.371	<b>2:29.651</b>	3
9	68	David Tomlin	46.540	6	12	1:14.779	5	14	28.416	5	13	2:29.735	<b>2:30.111</b>	5
10	123	Ric Wood	47.231	3	18	1:13.710	3	6	29.938	3	28	2:30.879	<b>2:30.879</b>	3
11	61	Tom Houlbrook	46.343	3	9	1:14.736	4	13	29.226	3	23	2:30.305	<b>2:30.974</b>	4
12	7	Garrett-Hall	46.873	2	16	1:14.031	3	8	28.060	3	9	2:28.964	<b>2:31.156</b>	3
13	15	Henry Mann	46.738	2	14	1:16.219	1	20	27.961	1	7	2:30.918	<b>2:31.689</b>	1
14	4	Williams Chr-Williams Cha	47.426	3	20	1:16.108	3	19	28.057	2	8	2:31.591	<b>2:31.826</b>	3
15	16	Steve Dance	45.615	3	7	1:17.000	1	24	28.310	2	11	2:30.925	<b>2:32.154</b>	2
16	21	Bryant G-Bryant O	47.278	6	19	1:14.266	6	9	29.536	4	24	2:31.080	<b>2:32.328</b>	5
17	49	Harrison-Taft											<b>2:32.961</b>	3
18	53	Ludovic Lindsay	46.386	6	11	1:16.723	5	23	29.040	5	20	2:32.149	<b>2:33.731</b>	5
19	26	White-Bussell	47.696	2	22	1:16.361	4	22	28.507	2	16	2:32.564	<b>2:33.939</b>	4
20	72	Roschmann Do-Roschmann Di	46.750	2	15	1:16.022	1	18	28.451	1	14	2:31.223	<b>2:34.190</b>	1
21	37	Phillip Walker	46.950	2	17	1:14.549	3	11	28.691	1	17	2:30.190	<b>2:34.268</b>	3
22	62	Sturgeon-Townshend	46.372	2	10	1:15.158	3	16	30.578	2	30	2:32.108	<b>2:34.439</b>	3
23	9	Clark-Wills	47.746	2	23	1:14.674	7	12	29.155	1	22	2:31.575	<b>2:34.950</b>	3
24	60	Venables-Joy	48.237	3	24	1:16.231	3	21	28.772	2	18	2:33.240	<b>2:35.155</b>	3
25	1	Vickers-Feakins	48.265	2	25	1:18.233	2	26	29.134	2	21	2:35.632	<b>2:35.632</b>	2
26	14	Meins-Huff	47.603	6	21	1:15.694	6	17	28.813	5	19	2:32.110	<b>2:35.943</b>	6
27	94	Till Bechtolsheimer	53.085	1	39	1:22.819	1	34	30.194	3	29	2:46.098	<b>2:37.758</b>	4
28	31	Les Ely	49.780	6	29	1:18.391	3	27	29.894	2	27	2:38.065	<b>2:39.573</b>	3
29	24	Robert Crofton											<b>2:39.734</b>	4
30	71	Hart-Shepherd	50.762	3	32	1:20.221	3	29	31.103	3	32	2:42.086	<b>2:42.086</b>	3
31	19	Peter Mallett	49.335	2	27	1:19.989	4	28	29.618	1	25	2:38.942	<b>2:42.128</b>	4
32	95	Wood-Polson	50.159	2	31	1:22.117	3	32	29.873	1	26	2:42.149	<b>2:44.082</b>	2
33	111	McKay-Allam	50.915	6	33	1:21.401	6	31	32.362	5	37	2:44.678	<b>2:45.446</b>	6
34	2	Devis-Kennard	48.994	6	26	1:17.500	6	25	22.727	2	1	2:29.221	<b>2:47.190</b>	6
35	48	Robin Benn	52.494	6	36	1:22.683	3	33	32.680	5	39	2:47.857	<b>2:48.247</b>	3
36	46	Frankel-Bennett-Baggs	51.944	3	34	1:23.617	6	36	32.283	2	36	2:47.844	<b>2:50.242</b>	2
37	43	Guest-Whale	49.935	5	30	1:21.207	6	30	31.404	2	34	2:42.546	<b>2:51.050</b>	5
38	58	Andrew Strachan	53.537	3	41	1:24.555	2	37	31.348	2	33	2:49.440	<b>2:51.300</b>	2
39	41	Paul Clayson	52.384	2	35	1:23.358	5	35	32.579	4	38	2:48.321	<b>2:53.086</b>	4
40	11	Allen-Roberts	53.006	3	37	1:26.164	1	40	32.127	1	35	2:51.297	<b>2:53.307</b>	1
41	22	Edwards J-Edwards A	53.398	2	40	1:24.973	6	38	33.857	3	41	2:52.228	<b>2:54.139</b>	1
42	52	Bell-Ryan	53.043	3	38	1:25.443	4	39	33.495	1	40	2:51.981	<b>2:54.497</b>	3
43	140	Mark Wilson	57.834	2	42	1:35.640	1	41	35.004	1	42	3:08.478	<b>3:16.005</b>	1
44	44	Gareth Burnett												



Session Start: 10:14:01 - Finish: 10:44:03

Weather/Track Conditions: Rain / Wet

Circuit: Silverstone Historic Grand Prix

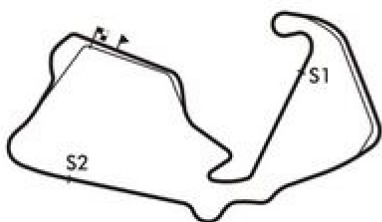
Track Length: 5.857 Km - 3.6394 miles

# Silverstone Classic - 29 - 31 Jul 2016

## Historic Touring Car Challenge ('66-'90)

### Qualifying for Race 14 - Best Sector Times

POS	NO	DRIVER/S	Sector 1			Sector 2			Sector 3			IDEAL LAP	BEST LAP	On
			TIME	LAP	POS	TIME	LAP	POS	TIME	LAP	POS			
45	45	Waghorn-Green												



Session Start: 10:14:01 - Finish: 10:44:03  
Weather/Track Conditions: Rain / Wet  
Circuit: Silverstone Historic Grand Prix  
Track Length: 5.857 Km - 3.6394 miles

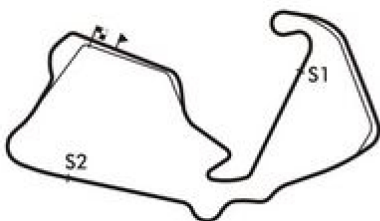


# Silverstone Classic - 29 - 31 Jul 2016

## Historic Touring Car Challenge ('66-'90)

### Qualifying for Race 14 - Best Sector Speeds

	NO	SECTOR 1	MPH	NO	SECTOR 2	MPH	NO	SECTOR 3	MPH
1	40	Pochciol-Hanson	133.2	40	Pochciol-Hanson	142.5	40	Pochciol-Hanson	95.1
2	36	Tromans-Meaden	131.8	36	Tromans-Meaden	140.7	10	Mark Smith	94.9
3	10	Mark Smith	128.3	10	Mark Smith	137.8	66	Whale H-Whale N	93.6
4	66	Whale H-Whale N	128.1	123	Ric Wood	136.1	123	Ric Wood	93.2
5	42	Tom Pochciol	125.0	9	Clark-Wills	135.8	27	Richard Postins	92.6
6	16	Steve Dance	124.5	66	Whale H-Whale N	134.2	68	David Tomlin	91.9
7	9	Clark-Wills	123.8	21	Bryant G-Bryant O	133.9	55	Mullen-Blakeney-Edwards	91.8
8	62	Sturgeon-Townshend	122.7	72	Roschmann Do-Roschmann	132.1	51	Luck-Lockie	91.2
9	61	Tom Houlbrook	121.8	42	Tom Pochciol	131.6	7	Garrett-Hall	90.9
10	123	Ric Wood	121.6	37	Philip Walker	131.3	36	Tromans-Meaden	90.9
11	21	Bryant G-Bryant O	120.7	62	Sturgeon-Townshend	130.6	16	Steve Dance	90.8
12	27	Richard Postins	120.3	16	Steve Dance	129.8	72	Roschmann Do-Roschmann	90.4
13	37	Philip Walker	120.3	68	David Tomlin	128.8	26	White-Bussell	90.2
14	68	David Tomlin	120.3	22	Edwards J-Edwards A	128.6	42	Tom Pochciol	89.8
15	55	Mullen-Blakeney-Edwards	120.1	61	Tom Houlbrook	128.3	4	Williams Chr-Williams Cha	89.7
16	14	Meins-Huff	119.8	55	Mullen-Blakeney-Edwards	128.1	53	Ludovic Lindsay	89.5
17	72	Roschmann Do-Roschmann	117.9	2	Devis-Kennard	127.8	14	Meins-Huff	89.1
18	7	Garrett-Hall	117.7	7	Garrett-Hall	127.8	15	Henry Mann	88.9
19	2	Devis-Kennard	116.9	27	Richard Postins	127.8	62	Sturgeon-Townshend	88.3
20	26	White-Bussell	115.5	46	Frankel-Bennett-Baggs	126.4	37	Philip Walker	88.0
21	53	Ludovic Lindsay	114.7	14	Meins-Huff	126.1	21	Bryant G-Bryant O	87.5
22	1	Vickers-Feakins	114.3	53	Ludovic Lindsay	125.7	61	Tom Houlbrook	87.5
23	19	Peter Mallett	113.7	26	White-Bussell	122.2	9	Clark-Wills	87.2
24	51	Luck-Lockie	113.4	19	Peter Mallett	121.4	31	Les Ely	86.6
25	4	Williams Chr-Williams Cha	112.6	15	Henry Mann	119.0	2	Devis-Kennard	86.4
26	31	Les Ely	112.4	31	Les Ely	119.0	71	Hart-Shepherd	86.3
27	15	Henry Mann	111.5	111	McKay-Allam	119.0	1	Vickers-Feakins	85.8
28	111	McKay-Allam	110.9	4	Williams Chr-Williams Cha	117.9	19	Peter Mallett	85.4
29	94	Till Bechtolsheimer	110.0	1	Vickers-Feakins	117.5	95	Wood-Polson	85.2
30	43	Guest-Whale	109.7	51	Luck-Lockie	117.1	60	Venables-Joy	84.9
31	48	Robin Benn	108.9	43	Guest-Whale	113.7	44	Gareth Burnett	83.1
32	46	Frankel-Bennett-Baggs	108.1	48	Robin Benn	112.4	43	Guest-Whale	83.0
33	60	Venables-Joy	107.9	60	Venables-Joy	111.5	46	Frankel-Bennett-Baggs	82.7
34	71	Hart-Shepherd	107.5	41	Paul Clayson	110.4	11	Allen-Roberts	81.4
35	22	Edwards J-Edwards A	107.0	44	Gareth Burnett	110.4	41	Paul Clayson	80.0
36	95	Wood-Polson	106.0	52	Bell-Ryan	110.4	111	McKay-Allam	77.9
37	41	Paul Clayson	104.9	58	Andrew Strachan	110.4	58	Andrew Strachan	77.9
38	58	Andrew Strachan	104.2	95	Wood-Polson	108.4	48	Robin Benn	76.6
39	44	Gareth Burnett	103.7	11	Allen-Roberts	106.4	52	Bell-Ryan	75.6
40	52	Bell-Ryan	103.7	140	Mark Wilson	103.2	22	Edwards J-Edwards A	75.1



**Session Start: 10:14:01 - Finish: 10:44:03**

**Weather/Track Conditions: Rain / Wet**

**Circuit: Silverstone Historic Grand Prix**

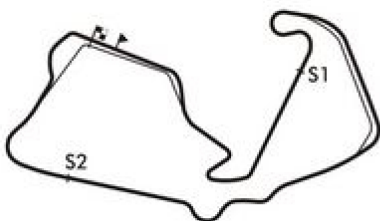
**Track Length: 5.857 Km - 3.6394 miles**

# Silverstone Classic - 29 - 31 Jul 2016

## Historic Touring Car Challenge ('66-'90)

### Qualifying for Race 14 - Best Sector Speeds

41	11	Allen-Roberts	100.3	45	Waghorn-Green	73.5	140	Mark Wilson	73.6
42	140	Mark Wilson	97.1	24	Robert Crofton	0.0	45	Waghorn-Green	72.9
43	45	Waghorn-Green	78.0	34	Watts-Swift	0.0	24	Robert Crofton	0.0
44	24	Robert Crofton	0.0	49	Harrison-Taft	0.0	34	Watts-Swift	0.0
45	34	Watts-Swift	0.0	63	Steve Jones	0.0	49	Harrison-Taft	0.0
46	49	Harrison-Taft	0.0	64	McInerney S-McInerney M	0.0	63	Steve Jones	0.0
47	63	Steve Jones	0.0	65	Tom Pead	0.0	64	McInerney S-McInerney M	0.0
48	64	McInerney S-McInerney M	0.0	71	Hart-Shepherd	0.0	65	Tom Pead	0.0
49	65	Tom Pead	0.0	74	Bruce-Harvey	0.0	74	Bruce-Harvey	0.0
50	74	Bruce-Harvey	0.0	94	Till Bechtolsheimer	0.0	94	Till Bechtolsheimer	0.0



Session Start: 10:14:01 - Finish: 10:44:03  
Weather/Track Conditions: Rain / Wet  
Circuit: Silverstone Historic Grand Prix  
Track Length: 5.857 Km - 3.6394 miles



## Silverstone Classic - 29 - 31 Jul 2016

### Historic Touring Car Challenge ('66-'90) Race 14 - Starting Grid - AMENDED V4

Sheet No:

Start Time : 10:50 - Heat Duration : 40 Minutes

23	45	34 Watts-Swift			
22	43	74 Bruce-Harvey	44	63	Steve Jones
21	41	140 Mark Wilson	42	45	Waghorn-Green
20	39	22 Edwards J-Edwards A	40	52	Bell-Ryan
19	37	41 Paul Clayson	38	11	Allen-Roberts
18	35	43 Guest-Whale	36	58	Andrew Strachan
17	33	48 Robin Benn	34	46	Frankel-Bennett-Baggs
16	31	111 McKay-Allam	32	2	Devis-Kennard
15	29	19 Peter Mallett	30	95	Wood-Polson
14	27	24 Robert Crofton	28	71	Hart-Shepherd
13	25	94 Till Bechtolsheimer	26	31	Les Ely
12	23	1 Vickers-Feakins	24	14	Meins-Huff
11	21	9 Clark-Wills	22	60	Venables-Joy
10	19	37 Philip Walker	20	62	Sturgeon-Townshend
9	17	26 White-Bussell	18	72	Roschmann Do-Roschmann Di
8	15	49 Harrison-Taft	16	53	Ludovic Lindsay
7	13	16 Steve Dance	14	21	Bryant G-Bryant O
6	11	15 Henry Mann	12	4	Williams Chr-Williams Cha
5	9	61 Houlbrook-Smith	10	7	Garrett-Hall
4	7	68 David Tomlin	8	123	Ric Wood
3	5	51 Luck-Lockie	6	42	Tom Pochciol
2	3	27 Richard Postins	4	55	Mullen-Blakeney-Edwards
1	1	66 Whale H-Whale N	2	36	Tromans-Meaden

ROW Pole Right

Car 34 to start from back of grid.

*Circuit: Silverstone Historic Grand Prix  
Track Length: 5.857 Km - 3.6394 miles*

These results are provisional until the conclusion of any judicial and technical matters.		
Clerk of the Course:	Timekeeper:	Issued at:





**Silverstone Classic - 29 - 31 Jul 2016**

**Historic Touring Car Challenge ('66-'90)**

**Race 14 - Starting Grid**

Sheet No:

Start Time : 10:50 - Heat Duration : 40 Minutes

5	9	<b>68</b> David Tomlin	10	<b>123</b> Ric Wood
4	7	<b>51</b> Luck-Lockie	8	<b>42</b> Tom Pochciol
3	5	<b>27</b> Richard Postins	6	<b>55</b> Mullen-Blakeney-Edwards
2	3	<b>36</b> Tromans-Meaden	4	<b>40</b> Pochciol-Hanson
1	1	<b>10</b> Mark Smith	2	<b>66</b> Whale H-Whale N

Pole Right



Circuit: Silverstone Historic Grand Prix  
Track Length: 5.857 Km - 3.6394 miles

These results are provisional until the conclusion of any judicial and technical matters.

Clerk of the Course:

Timekeeper:

Issued at:





## Silverstone Classic - 29 - 31 Jul 2016

### John Fitzpatrick Trophy for Under 2 Litre Touring Cars (U2TC) Qualifying for Race 13 - Classification

Sheet No:

POS	NO	DRIVER/S	CLASS	CLASS POS	CAR MAKE / MODEL	TIME	ON	LAPS	GAP	DIFF	MPH
1	113	Wolfe-Meaden	C	1	Ford Lotus Cortina	2:31.902	11	11			86.25
2	52	Dutton-Brown	C	2	Ford Lotus Cortina	2:32.269	8	11	0.367	0.367	86.04
3	7	Soper-Cuff	C	3	Ford Lotus Cortina	2:32.671	8	10	0.769	0.402	85.82
4	89	Banks A-Banks M	C	4	Alfa Romeo Giulia Sprint	2:32.768	4	10	0.866	0.097	85.76
5	97	Mark Sumpter	C	5	Ford Lotus Cortina	2:33.053	5	11	1.151	0.285	85.60
6	100	Shaw-Oliver	D	1	BMW 1800 TiSA	2:33.652	5	11	1.750	0.599	85.27
7	40	Davison-O'Brien	C	6	Ford Lotus Cortina	2:34.105	9	10	2.203	0.453	85.02
8	77	Sanders-Ward	C	7	Ford Lotus Cortina	2:34.279	4	10	2.377	0.174	84.92
9	16	David Tomlin	C	8	Ford Lotus Cortina	2:34.689	11	11	2.787	0.410	84.70
10	64	Sean McInerney	C	9	Ford Lotus Cortina	2:34.921	3	4	3.019	0.232	84.57
11	111	Clark-Smith	D	2	BMW 1800 TiSA	2:35.096	3	10	3.194	0.175	84.48
12	79	Martin-Haddon	C	10	Ford Lotus Cortina	2:35.750	10	10	3.848	0.654	84.12
13	70	Dion Kremer	C	11	Ford Lotus Cortina	2:35.860	4	10	3.958	0.110	84.06
14	93	Dunham-Owen	C	12	Ford Lotus Cortina	2:35.938	9	9	4.036	0.078	84.02
15	98	Pattle G-Pattle T	C	13	Ford Lotus Cortina	2:35.967	3	10	4.065	0.029	84.00
16	69	Avill-Hyett	C	14	Ford Lotus Cortina	2:35.990	3	10	4.088	0.023	83.99
17	47	Voyazides-Hadfield	C	15	Ford Lotus Cortina	2:36.156	10	10	4.254	0.166	83.90
18	179	Dominik Roschmann	C	16	Alfa Romeo Giulia Sprint	2:37.169	10	11	5.267	1.013	83.36
19	888	Wheeler-Owens	B	1	Morris Mini Cooper S	2:37.271	9	10	5.369	0.102	83.31
20	91	Arne Berg	C	17	Ford Lotus Cortina	2:37.437	4	10	5.535	0.166	83.22
21	161	Letts A-Letts G	C	18	Ford Lotus Cortina	2:37.532	2	2	5.630	0.095	83.17
22	134	Wood T-Wood N	D	3	BMW 1800 Ti	2:37.699	2	9	5.797	0.167	83.08
23	85	Death-Death	B	2	Austin Mini Cooper S	2:38.072	4	10	6.170	0.373	82.88
24	42	John Spiers	C	19	Ford Lotus Cortina	2:38.089	7	8	6.187	0.017	82.88
25	9	Wright-Twyman	B	3	Austin Mini Cooper S	2:38.123	8	8	6.221	0.034	82.86
26	24	Lewis-O'Connell	B	4	Austin Mini Cooper S	2:38.163	10	10	6.261	0.040	82.84
27	68	Mursall D-Mursall P	D	4	BMW 1800 Ti	2:38.645	8	11	6.743	0.482	82.59
28	66	Lund-Strommen	C	20	Ford Lotus Cortina	2:38.689	9	10	6.787	0.044	82.56
29	59	Birkett-Littlejohn	B	5	Austin Mini Cooper S	2:39.172	10	10	7.270	0.483	82.31
30	15	Churchill-Baldwin	B	6	Austin Mini Cooper S	2:39.291	5	9	7.389	0.119	82.25
31	49	Andrew Beaumont	C	21	Ford Lotus Cortina	2:40.464	5	10	8.562	1.173	81.65
32	195	Smail-Mann	C	22	Ford Lotus Cortina	2:40.807	9	9	8.905	0.343	81.47
33	117	Mursall P-Mursall D	D	5	BMW 1800 Ti	2:41.539	9	11	9.637	0.732	81.11
34	46	Michael McInerney	C	23	Ford Lotus Cortina	2:42.511	5	6	10.609	0.972	80.62
35	84	Steve Jones	B	7	Morris Mini Cooper S	2:42.669	4	9	10.767	0.158	80.54
36	29	Parsons-Iltingworth	B	8	Morris Mini Cooper S	2:44.163	3	10	12.261	1.494	79.81
37	3	Nyquist-Kjallgren	B	9	Austin Mini Cooper S	2:45.201	9	9	13.299	1.038	79.31
38	110	Patterson-Bartley	D	6	BMW 1800 Ti	2:46.140	9	9	14.238	0.939	78.86
39	83	Roger Buxton	C	24	Ford Lotus Cortina	2:50.377	6	7	18.475	4.237	76.90
40	12	Nistorica-Chilcott	INV	1	Alfa Romeo Giulia Super	2:50.546	2	9	18.644	0.169	76.82

Car 179 requires a working transponder - Regulation Q.12.2.1 refers.  
A 30 second penalty will be applied if not working in the race.

Session Start: 10:58:42 - Finish: 11:28:45  
Weather/Track Conditions: Cloud / Dry  
Circuit: Silverstone Historic Grand Prix  
Track Length: 5.857 Km - 3.6394 miles

These results are provisional until the conclusion of any judicial and technical matters.

Clerk of the Course:

Timekeeper:

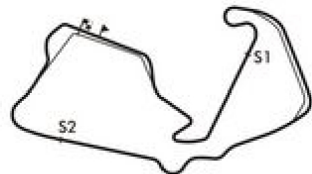
Issued at:

# Silverstone Classic - 29 - 31 Jul 2016

## John Fitzpatrick Trophy for Under 2 Litre Touring Cars (U2TC)

### Qualifying for Race 13 - Sector Analysis

3 Nyquist-Kjallgren (B)									Austin Mini Cooper S										
lap	Sect-1	Speed	Sect-2	Speed	Sect-3	Speed	TopSpeed	laptime	pit	lap	Sect-1	Speed	Sect-2	Speed	Sect-3	Speed	Topspeed	laptime	pit
1	1:00.315	95.6	1:30.943	101.4	34.073	75.9		3:05.331		6	52.356	101.8	1:23.118	106.9	30.922	80.1		2:46.396	
2	55.435	94.4	1:27.734	102.3	33.532	77.1		2:56.701		7	52.644	101.1	1:23.559	104.7	30.380	77.7		2:46.583	
3	54.448	99.4	1:24.617	104.0	32.287	76.3		2:51.352		8	52.229	100.6	1:23.839	103.9	30.592	79.0		2:46.660	
4	54.934	91.6	3:34.371	102.3	32.043	78.8		5:01.348	P	9	51.767	100.8	1:23.087	104.2	30.347	79.3		2:45.201	
5	52.539	100.2	1:24.417	104.2	30.528	80.4		2:47.484		10									
7 Soper-Cuff (C)									Ford Lotus Cortina										
1	50.799	112.8	1:19.142	118.4	30.080	83.5		2:40.021		6	50.647	113.0	2:16.191	120.3	29.535	86.7		3:36.373	P
2	48.697	114.7	1:17.411	120.5	30.302	80.2		2:36.410		7	48.907	115.7	1:17.891	120.9	28.625	86.1		2:35.423	
3	48.793	115.9	1:17.345	122.2	29.087	84.2		2:35.225		8	48.151	115.3	1:16.356	120.1	28.164	87.2		2:32.671	
4	51.620	78.5	1:27.005	95.5	31.741	84.4		2:50.366		9	47.589	116.7	1:17.481	118.8	28.754	86.6		2:33.824	
5	48.149	116.5	1:16.988	121.6	28.795	85.4		2:33.932		10	47.760	116.1	1:17.035	119.2	37.165	32.0		2:41.960	
9 Wright-Twyman (B)									Austin Mini Cooper S										
1	54.096	94.9	1:24.433	108.1	32.331	79.2		2:50.860		5	50.040	104.0	1:20.006	107.5	28.763	83.0		2:38.809	
2	54.509	101.4	1:25.553	107.7	31.186	80.1		2:51.248		6	49.986	104.9	1:19.904	108.2	29.158	83.5		2:39.048	
3	1:00.085	87.3	5:41.732	102.6	29.676	81.6		7:11.493	P	7	49.865	104.7	1:19.554	107.5	28.758	82.6		2:38.177	
4	1:13.869	104.9	1:20.728	107.9	28.773	82.7		3:03.370		8	49.742	103.9	1:19.739	107.0	28.642	81.8		2:38.123	
12 Nistorica-Chilcott (INV)									Alfa Romeo Giulia Super										
1	54.732	97.7	1:27.199	107.4	31.926	79.6		2:53.857		6	57.452	96.7	1:31.584	103.2	33.468	75.1		3:02.504	
2	53.828	99.9	1:25.287	108.4	31.431	79.7		2:50.546		7	58.722	97.8	1:32.260	103.7	34.513	75.0		3:05.495	
3	54.938	88.9	1:26.813	106.0	32.003	80.8		2:53.754		8	57.224	97.3	1:30.307	102.6	33.679	72.2		3:01.210	
4	53.654	98.1	2:48.435	100.6	35.391	69.0		4:17.480	P	9	58.008	97.1	1:49.509	101.8	32.859	71.2		3:20.376	
5	59.836	97.8	1:29.407	103.7	33.494	70.0		3:02.737		10									
15 Churchill-Baldwin (B)									Austin Mini Cooper S										
1	52.444	105.4	1:21.992	108.9	29.643	83.6		2:44.079		6	49.854	104.4	1:20.779	107.4	31.351	83.2		2:41.984	
2	50.083	107.4	1:19.987	111.1	29.526	83.6		2:39.596		7	49.865	105.8	1:20.361	108.1	29.095	82.2		2:39.321	
3	1:04.296	56.9	5:30.173	107.0	30.039	83.4		7:04.508	P	8	50.282	104.7	1:20.032	107.5	29.484	82.5		2:39.798	
4	50.049	103.2	1:20.712	107.0	29.425	83.0		2:40.186		9	50.583	104.9	1:25.624	94.4	30.010	82.5		2:46.217	
5	49.709	103.6	1:20.501	107.2	29.081	82.4		2:39.291		10									
16 David Tomlin (C)									Ford Lotus Cortina										
1	49.493	112.6	1:19.014	116.5	29.531	84.8		2:38.038		7	49.520	114.5	1:18.711	116.7	28.644	83.4		2:36.875	
2	49.427	113.2	1:21.042	116.9	28.902	84.4		2:39.371		8	48.231	113.6	1:17.749	116.7	29.160	83.9		2:35.140	
3	48.075	113.6	1:18.014	117.1	29.727	80.9		2:35.816		9	48.182	114.7	1:17.613	116.9	28.898	85.8		2:34.693	
4	48.392	113.9	1:18.587	116.3	29.140	81.6		2:36.119		10	48.827	114.1	1:17.722	116.5	28.613	84.2		2:35.162	
5	48.476	112.8	1:18.212	117.1	28.657	83.5		2:35.345		11	48.249	113.2	1:17.822	116.3	28.618	83.3		2:34.689	
6	49.030	110.7	2:37.732	114.7	30.726	71.1		3:57.488	P	12									
24 Lewis-O'Connell (B)									Austin Mini Cooper S										
1	52.549	103.6	1:20.990	108.6	30.692	79.0		2:44.231		6	52.678	92.7	4:04.956	106.4	29.628	83.0		5:27.262	P
2	50.580	104.5	1:19.696	109.8	30.126	79.3		2:40.402		7	50.473	104.9	1:20.128	109.5	29.590	81.5		2:40.191	
3	50.514	104.4	1:20.395	107.7	29.143	83.1		2:40.052		8	50.448	104.5	1:20.133	106.9	29.075	82.2		2:39.656	
4	50.035	98.4	1:19.560	107.9	28.882	83.6		2:38.477		9	50.165	103.7	1:19.620	106.7	28.833	82.2		2:38.618	
5	50.234	103.4	1:19.877	108.1	28.894	83.5		2:39.005		10	50.174	104.4	1:19.477	107.2	28.512	83.9		2:38.163	



Session Start: 10:58:42 - Finish: 11:28:45  
Weather/Track Conditions: Cloud / Dry  
Circuit: Silverstone Historic Grand Prix  
Track Length: 5.857 Km - 3.6394 miles







# Silverstone Classic - 29 - 31 Jul 2016

## John Fitzpatrick Trophy for Under 2 Litre Touring Cars (U2TC)

### Qualifying for Race 13 - Sector Analysis

100 Shaw-Oliver (D)									BMW 1800 TiSA								
lap	Sect-1	Speed	Sect-2	Speed	Sect-3	Speed	TopSpeed	laptime pit	lap	Sect-1	Speed	Sect-2	Speed	Sect-3	Speed	Topspeed	laptime pit
1	49.112	113.9	1:18.982	119.0	29.852	82.7		2:37.946	7	48.464	113.6	1:18.127	116.1	28.729	86.8		2:35.320
2	49.359	114.3	1:17.681	117.3	28.797	85.5		2:35.837	8	48.249	112.6	1:17.790	115.9	28.399	86.8		2:34.438
3	48.702	112.0	1:18.298	116.5	28.610	84.7		2:35.610	9	48.044	113.2	1:17.428	116.3	29.316	81.0		2:34.788
4	50.077	105.7	2:42.352	117.1	28.601	86.9		4:01.030 P	10	54.746	109.5	1:17.900	116.5	28.302	87.7		2:40.948
5	48.501	112.6	1:16.855	116.7	28.296	87.2		2:33.652	11	49.530	113.6	1:17.178	116.5	28.431	86.6		2:35.139
6	48.387	113.9	1:17.507	116.3	29.195	79.3		2:35.089	12								

110 Patterson-Bartley (D)									BMW 1800 Ti								
lap	Sect-1	Speed	Sect-2	Speed	Sect-3	Speed	TopSpeed	laptime pit	lap	Sect-1	Speed	Sect-2	Speed	Sect-3	Speed	Topspeed	laptime pit
1	56.040	93.2	1:25.538	110.2	32.672	64.0		2:54.250	6	54.269	104.2	1:23.796	109.5	31.770	80.5		2:49.835
2	56.075	102.1	1:26.430	111.3	32.052	75.1		2:54.557	7	52.588	101.5	1:23.797	110.4	30.781	80.6		2:47.166
3	59.158	65.2	1:30.947	106.5	35.502	62.1		3:05.607	8	51.804	105.7	1:24.614	108.4	30.635	81.2		2:47.053
4	55.530	100.8	1:26.765	105.8	32.666	81.1		2:54.961	9	51.730	104.2	1:23.413	107.9	30.997	80.6		2:46.140
5	53.495	99.9	2:53.341	106.4	32.221	78.1		4:19.057 P	10								

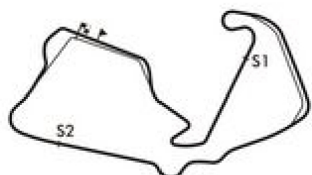
111 Clark-Smith (D)									BMW 1800 TiSA								
lap	Sect-1	Speed	Sect-2	Speed	Sect-3	Speed	TopSpeed	laptime pit	lap	Sect-1	Speed	Sect-2	Speed	Sect-3	Speed	Topspeed	laptime pit
1	50.192	107.0	1:18.785	114.7	29.291	83.8		2:38.268	6	50.514	107.7	1:20.302	113.7	30.602	84.2		2:41.418
2	48.873	109.8	1:18.093	114.3	28.571	83.0		2:35.537	7	49.686	110.4	1:21.275	111.8	29.355	85.3		2:40.316
3	48.749	109.1	1:17.777	114.5	28.570	85.2		2:35.096	8	49.629	112.4	1:20.247	114.3	29.428	82.8		2:39.304
4	48.097	123.4	1:18.865	113.2	29.614	81.8		2:36.576	9	49.608	110.6	1:20.042	114.1	29.742	83.4		2:39.392
5	48.463	109.5	2:52.814	113.6	30.797	81.9		4:12.074 P	10	49.606	110.4	1:20.159	114.3	29.786	79.6		2:39.551

113 Wolfe-Meaden (C)									Ford Lotus Cortina								
lap	Sect-1	Speed	Sect-2	Speed	Sect-3	Speed	TopSpeed	laptime pit	lap	Sect-1	Speed	Sect-2	Speed	Sect-3	Speed	Topspeed	laptime pit
1	47.860	114.5	1:17.174	116.3	28.884	88.3		2:33.918	7	47.443	115.3	1:17.077	119.4	29.134	85.1		2:33.654
2	47.690	116.3	1:16.931	119.2	27.954	88.3		2:32.575	8	47.622	115.7	1:17.052	118.6	28.169	87.8		2:32.843
3	47.151	116.9	1:17.019	117.9	28.167	89.0		2:32.337	9	47.401	116.9	1:16.928	120.7	28.017	86.8		2:32.346
4	50.825	106.2	2:57.317	120.3	33.869	88.2		4:22.011 P	10	47.912	114.9	1:16.343	119.2	28.121	89.6		2:32.376
5	47.387	114.5	1:16.316	119.4	28.425	88.7		2:32.128	11	47.670	113.9	1:16.196	119.4	28.036	87.3		2:31.902
6	47.452	116.3	1:16.514	120.3	27.952	88.9		2:31.918	12								

117 Mursall P-Mursall D (D)									BMW 1800 Ti								
lap	Sect-1	Speed	Sect-2	Speed	Sect-3	Speed	TopSpeed	laptime pit	lap	Sect-1	Speed	Sect-2	Speed	Sect-3	Speed	Topspeed	laptime pit
1	54.177	98.0	1:24.122	113.2	29.860	84.0		2:48.159	7	50.691	108.6	1:21.896	112.0	30.478	81.7		2:43.065
2	50.792	108.9	1:21.577	111.8	29.925	82.2		2:42.294	8	51.662	107.7	1:21.492	111.5	30.022	80.4		2:43.176
3	51.974	105.4	1:26.564	112.2	30.782	79.5		2:49.320	9	50.687	107.9	1:20.764	111.7	30.088	82.6		2:41.539
4	52.125	106.7	1:23.755	110.2	30.649	81.9		2:46.529	10	50.492	107.2	1:22.063	112.4	29.887	83.0		2:42.442
5	51.359	107.2	1:22.019	110.4	30.700	80.5		2:44.078	11	52.960	106.0	1:22.328	111.1	30.951	80.1		2:46.239
6	51.274	107.4	1:22.186	111.3	30.829	80.3		2:44.289	12								

134 Wood T-Wood N (D)									BMW 1800 Ti								
lap	Sect-1	Speed	Sect-2	Speed	Sect-3	Speed	TopSpeed	laptime pit	lap	Sect-1	Speed	Sect-2	Speed	Sect-3	Speed	Topspeed	laptime pit
1	51.236	107.7	1:20.013	113.6	30.173	79.8		2:41.422	6	56.068	99.1	1:26.249	111.5	32.611	75.5		2:54.928
2	49.702	109.7	1:18.878	114.3	29.119	83.2		2:37.699	7	55.141	103.1	1:25.990	110.0	32.313	77.0		2:53.444
3	51.269	89.7	3:36.759	94.8	37.196	66.1		5:05.224 P	8	53.829	105.7	1:23.926	110.9	31.822	75.1		2:49.577
4	58.218	93.7	1:27.661	108.1	33.850	70.6		2:59.729	9	54.098	104.7	1:26.018	109.1	39.796	20.1		2:59.912
5	55.470	100.3	1:28.205	109.5	33.201	74.2		2:56.876	10								

161 Letts A-Letts G (C)									Ford Lotus Cortina								
lap	Sect-1	Speed	Sect-2	Speed	Sect-3	Speed	TopSpeed	laptime pit	lap	Sect-1	Speed	Sect-2	Speed	Sect-3	Speed	Topspeed	laptime pit
1	50.301	112.2	1:20.248	116.1	29.407	86.3		2:39.956	2	49.534	110.2	1:18.692	116.5	29.306	85.2		2:37.532



Session Start: 10:58:42 - Finish: 11:28:45  
 Weather/Track Conditions: Cloud / Dry  
 Circuit: Silverstone Historic Grand Prix  
 Track Length: 5.857 Km - 3.6394 miles

# Silverstone Classic - 29 - 31 Jul 2016

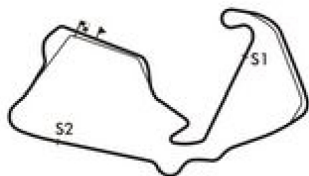
## John Fitzpatrick Trophy for Under 2 Litre Touring Cars (U2TC)

### Qualifying for Race 13 - Sector Analysis

179 Dominik Roschmann (C)									Alfa Romeo Giulia Sprint GTA											
lap	Sect-1	Speed	Sect-2	Speed	Sect-3	Speed	TopSpeed	laptime	pit	lap	Sect-1	Speed	Sect-2	Speed	Sect-3	Speed	Topspeed	laptime	pit	
1								2:41.659		7									2:37.700	
2								2:38.547		8									2:38.909	
3								2:39.029		9									2:37.426	
4								2:41.011		10									2:37.169	
5								3:47.239		11									2:37.243	
6								2:37.954		12										

195 Smail-Mann (C)									Ford Lotus Cortina											
lap	Sect-1	Speed	Sect-2	Speed	Sect-3	Speed	TopSpeed	laptime	pit	lap	Sect-1	Speed	Sect-2	Speed	Sect-3	Speed	Topspeed	laptime	pit	
1	53.772	102.5	2:38.543	108.6	31.662	78.2		4:03.977	P	6	51.845	106.4	1:23.322	110.6	30.127	83.0			2:45.294	
2	51.973	103.2	1:24.385	109.3	31.317	79.4		2:47.675		7	51.034	108.2	1:21.909	112.8	30.252	83.2			2:43.195	
3	53.321	104.7	1:24.259	109.7	31.355	75.8		2:48.935		8	49.996	109.1	1:20.866	112.6	30.420	83.3			2:41.282	
4	52.270	103.7	1:23.620	110.9	30.779	79.9		2:46.669		9	49.948	108.1	1:21.107	112.6	29.752	80.5			2:40.807	
5	52.178	104.0	3:06.164	103.9	31.550	81.9		4:29.892	P	10										

888 Wheeler-Owens (B)									Morris Mini Cooper S											
lap	Sect-1	Speed	Sect-2	Speed	Sect-3	Speed	TopSpeed	laptime	pit	lap	Sect-1	Speed	Sect-2	Speed	Sect-3	Speed	Topspeed	laptime	pit	
1	51.051	106.2	1:21.781	109.3	29.730	82.5		2:42.562		6	49.784	104.9	1:19.758	110.4	28.996	81.6			2:38.538	
2	49.748	106.9	1:20.018	108.6	29.026	82.5		2:38.792		7	49.542	107.2	1:19.121	111.5	29.267	82.8			2:37.930	
3	49.984	104.7	1:19.736	110.2	29.912	80.3		2:39.632		8	49.539	105.8	1:27.645	91.2	29.759	82.8			2:46.943	
4	50.488	104.2	1:20.105	108.6	28.701	82.1		2:39.294		9	49.392	105.4	1:19.564	108.9	28.315	82.8			2:37.271	
5	52.090	87.4	3:05.339	108.2	29.508	82.6		4:26.937	P	10	49.684	106.2	1:21.205	105.8	29.686	84.0			2:40.575	



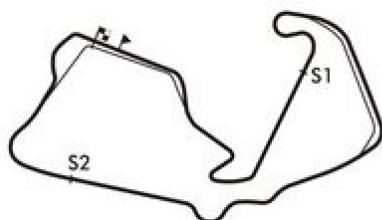
**Session Start: 10:58:42 - Finish: 11:28:45**  
**Weather/Track Conditions: Cloud / Dry**  
**Circuit: Silverstone Historic Grand Prix**  
**Track Length: 5.857 Km - 3.6394 miles**

# Silverstone Classic - 29 - 31 Jul 2016

## John Fitzpatrick Trophy for Under 2 Litre Touring Cars (U2TC)

### Qualifying for Race 13 - Best Sector Times

POS	NO	DRIVER/S	Sector 1			Sector 2			Sector 3			IDEAL LAP	BEST LAP	On
			TIME	LAP	POS	TIME	LAP	POS	TIME	LAP	POS			
1	113	Wolfe-Meaden	47.151	3	1	1:16.196	11	1	27.952	6	1	2:31.299	<b>2:31.902</b>	11
2	52	Dutton-Brown	47.566	8	3	1:16.482	8	4	28.221	8	4	2:32.269	<b>2:32.269</b>	8
3	7	Soper-Cuff	47.589	9	4	1:16.356	8	2	28.164	8	2	2:32.109	<b>2:32.671</b>	8
4	89	Banks A-Banks M	47.614	3	5	1:16.699	4	5	28.205	3	3	2:32.518	<b>2:32.768</b>	4
5	97	Mark Sumpter	47.492	8	2	1:16.461	5	3	28.448	4	9	2:32.401	<b>2:33.053</b>	5
6	100	Shaw-Oliver	48.044	9	7	1:16.855	5	6	28.296	5	5	2:33.195	<b>2:33.652</b>	5
7	40	Davison-O'Brien	47.794	9	6	1:17.478	9	7	28.747	5	18	2:34.019	<b>2:34.105</b>	9
8	77	Sanders-Ward	48.327	4	13	1:17.636	4	9	28.316	4	7	2:34.279	<b>2:34.279</b>	4
9	16	David Tomlin	48.075	3	8	1:17.613	9	8	28.613	10	14	2:34.301	<b>2:34.689</b>	11
10	64	Sean McInerney	48.217	4	11	1:17.908	3	11	28.626	1	15	2:34.751	<b>2:34.921</b>	3
11	111	Clark-Smith	48.097	4	10	1:17.777	3	10	28.570	3	12	2:34.444	<b>2:35.096</b>	3
12	79	Martin-Haddon	48.256	10	12	1:18.529	10	15	28.965	10	22	2:35.750	<b>2:35.750</b>	10
13	70	Dion Kremer	48.680	10	15	1:18.233	4	13	28.470	4	10	2:35.383	<b>2:35.860</b>	4
14	93	Dunham-Owen	48.980	9	17	1:18.352	9	14	28.606	9	13	2:35.938	<b>2:35.938</b>	9
15	98	Pattle G-Pattle T	48.483	2	14	1:18.593	2	16	28.864	3	20	2:35.940	<b>2:35.967</b>	3
16	69	Avill-Hyett	48.096	3	9	1:18.180	9	12	29.101	3	25	2:35.377	<b>2:35.990</b>	3
17	47	Voyazides-Hadfield	48.884	10	16	1:18.613	5	17	28.435	10	8	2:35.932	<b>2:36.156</b>	10
18	179	Dominik Roschmann											<b>2:37.169</b>	10
19	888	Wheeler-Owens	49.392	9	20	1:19.121	7	21	28.315	9	6	2:36.828	<b>2:37.271</b>	9
20	91	Arne Berg	48.984	10	18	1:18.862	4	19	29.343	4	28	2:37.189	<b>2:37.437</b>	4
21	161	Letts A-Letts G	49.534	2	21	1:18.692	2	18	29.306	2	27	2:37.532	<b>2:37.532</b>	2
22	134	Wood T-Wood N	49.702	2	23	1:18.878	2	20	29.119	2	26	2:37.699	<b>2:37.699</b>	2
23	85	Death-Deeth	49.840	4	26	1:19.528	4	25	28.704	4	17	2:38.072	<b>2:38.072</b>	4
24	42	John Spiers	49.604	8	22	1:19.285	7	22	28.866	6	21	2:37.755	<b>2:38.089</b>	7
25	9	Wright-Twyman	49.742	8	25	1:19.554	7	26	28.642	8	16	2:37.938	<b>2:38.123</b>	8
26	24	Lewis-O'Connell	50.035	4	31	1:19.477	10	24	28.512	10	11	2:38.024	<b>2:38.163</b>	10
27	68	Mursall D-Mursall P	49.944	4	27	1:19.405	8	23	28.859	8	19	2:38.208	<b>2:38.645</b>	8
28	66	Lund-Strommen	49.320	9	19	1:19.585	9	27	29.448	6	30	2:38.353	<b>2:38.689</b>	9
29	59	Birkett-Littlejohn	49.963	10	29	1:20.206	10	29	28.990	9	23	2:39.159	<b>2:39.172</b>	10
30	15	Churchill-Baldwin	49.709	5	24	1:19.987	2	28	29.081	5	24	2:38.777	<b>2:39.291</b>	5
31	49	Andrew Beaumont	50.012	6	30	1:20.710	2	30	29.435	5	29	2:40.157	<b>2:40.464</b>	5
32	195	Smail-Mann	49.948	9	28	1:20.866	8	32	29.752	9	32	2:40.566	<b>2:40.807</b>	9
33	117	Mursall P-Mursall D	50.492	10	34	1:20.764	9	31	29.860	1	34	2:41.116	<b>2:41.539</b>	9
34	46	Michael McInerney	50.391	2	32	1:21.835	5	33	29.757	1	33	2:41.983	<b>2:42.511</b>	5
35	84	Steve Jones	50.483	4	33	1:21.926	6	34	29.622	6	31	2:42.031	<b>2:42.669</b>	4
36	29	Parsons-illingworth	51.185	3	35	1:22.740	3	35	30.177	9	35	2:44.102	<b>2:44.163</b>	3
37	3	Nyquist-Kjallgren	51.767	9	37	1:23.087	9	36	30.347	9	36	2:45.201	<b>2:45.201</b>	9
38	110	Patterson-Bartley	51.730	9	36	1:23.413	9	37	30.635	8	37	2:45.778	<b>2:46.140</b>	9
39	83	Roger Buxton	52.459	6	38	1:25.298	7	39	32.003	6	39	2:49.760	<b>2:50.377</b>	6
40	12	Nistorica-Chilcott	53.654	4	39	1:25.287	2	38	31.431	2	38	2:50.372	<b>2:50.546</b>	2



Session Start: 10:58:42 - Finish: 11:28:45

Weather/Track Conditions: Cloud / Dry

Circuit: Silverstone Historic Grand Prix

Track Length: 5.857 Km - 3.6394 miles

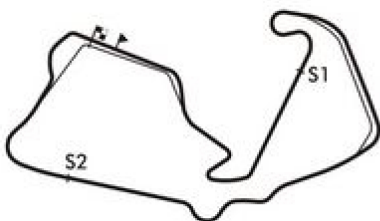


# Silverstone Classic - 29 - 31 Jul 2016

## John Fitzpatrick Trophy for Under 2 Litre Touring Cars (U2TC)

### Qualifying for Race 13 - Best Sector Speeds

	NO	SECTOR 1	MPH	NO	SECTOR 2	MPH	NO	SECTOR 3	MPH
1	97	Mark Sumpter	117.7	7	Soper-Cuff	122.2	113	Wolfe-Meaden	89.6
2	52	Dutton-Brown	116.9	52	Dutton-Brown	120.7	97	Mark Sumpter	88.3
3	113	Wolfe-Meaden	116.9	97	Mark Sumpter	120.7	52	Dutton-Brown	88.1
4	7	Soper-Cuff	116.7	113	Wolfe-Meaden	120.7	100	Shaw-Oliver	87.7
5	69	Avill-Hyett	115.7	69	Avill-Hyett	120.1	79	Martin-Haddon	87.5
6	40	Davison-O'Brien	115.5	79	Martin-Haddon	119.4	7	Soper-Cuff	87.2
7	16	David Tomlin	114.7	40	Davison-O'Brien	119.2	47	Voyazides-Hadfield	86.9
8	98	Pattle G-Pattle T	114.3	100	Shaw-Oliver	119.0	77	Sanders-Ward	86.8
9	100	Shaw-Oliver	114.3	89	Banks A-Banks M	118.6	89	Banks A-Banks M	86.6
10	89	Banks A-Banks M	113.2	98	Pattle G-Pattle T	118.6	161	Letts A-Letts G	86.3
11	111	Clark-Smith	112.4	16	David Tomlin	117.1	98	Pattle G-Pattle T	86.1
12	79	Martin-Haddon	112.2	70	Dion Kremer	116.9	68	Mursall D-Mursall P	86.0
13	161	Letts A-Letts G	112.2	91	Arne Berg	116.7	91	Arne Berg	86.0
14	70	Dion Kremer	111.8	77	Sanders-Ward	116.5	69	Avill-Hyett	85.9
15	77	Sanders-Ward	111.8	161	Letts A-Letts G	116.5	70	Dion Kremer	85.9
16	66	Lund-Strommen	111.5	66	Lund-Strommen	116.3	16	David Tomlin	85.8
17	47	Voyazides-Hadfield	111.1	93	Dunham-Owen	116.3	64	Sean McInerney	85.6
18	91	Arne Berg	111.1	47	Voyazides-Hadfield	115.7	40	Davison-O'Brien	85.5
19	49	Andrew Beaumont	110.6	64	Sean McInerney	114.9	111	Clark-Smith	85.3
20	93	Dunham-Owen	110.6	111	Clark-Smith	114.7	66	Lund-Strommen	84.9
21	64	Sean McInerney	110.4	49	Andrew Beaumont	114.5	42	John Spiers	84.3
22	134	Wood T-Wood N	109.7	134	Wood T-Wood N	114.3	46	Michael McInerney	84.1
23	68	Mursall D-Mursall P	109.3	68	Mursall D-Mursall P	113.6	117	Mursall P-Mursall D	84.0
24	42	John Spiers	109.1	117	Mursall P-Mursall D	113.2	134	Wood T-Wood N	84.0
25	195	Smail-Mann	109.1	42	John Spiers	113.0	888	Wheeler-Owens	84.0
26	117	Mursall P-Mursall D	108.9	195	Smail-Mann	112.8	24	Lewis-O'Connell	83.9
27	15	Churchill-Baldwin	107.4	83	Roger Buxton	112.2	15	Churchill-Baldwin	83.6
28	888	Wheeler-Owens	107.2	888	Wheeler-Owens	111.5	93	Dunham-Owen	83.6
29	83	Roger Buxton	106.7	110	Patterson-Bartley	111.3	9	Wright-Twyman	83.5
30	85	Death-Deeth	106.7	15	Churchill-Baldwin	111.1	195	Smail-Mann	83.3
31	110	Patterson-Bartley	105.7	85	Death-Deeth	110.9	49	Andrew Beaumont	83.0
32	46	Michael McInerney	105.5	46	Michael McInerney	110.4	84	Steve Jones	82.5
33	84	Steve Jones	105.5	24	Lewis-O'Connell	109.8	85	Death-Deeth	82.4
34	29	Parsons-Illingworth	105.4	84	Steve Jones	109.5	59	Birkett-Littlejohn	81.8
35	9	Wright-Twyman	104.9	12	Nistorica-Chilcott	108.4	29	Parsons-Illingworth	81.5
36	24	Lewis-O'Connell	104.9	9	Wright-Twyman	108.2	110	Patterson-Bartley	81.2
37	59	Birkett-Littlejohn	104.4	29	Parsons-Illingworth	108.1	12	Nistorica-Chilcott	80.8
38	3	Nyquist-Kjallgren	101.8	59	Birkett-Littlejohn	107.9	3	Nyquist-Kjallgren	80.4
39	12	Nistorica-Chilcott	99.9	3	Nyquist-Kjallgren	106.9	83	Roger Buxton	77.2
40	179	Dominik Roschmann	0.0	179	Dominik Roschmann	0.0	179	Dominik Roschmann	0.0



**Session Start: 10:58:42 - Finish: 11:28:45**  
**Weather/Track Conditions: Cloud / Dry**  
**Circuit: Silverstone Historic Grand Prix**  
**Track Length: 5.857 Km - 3.6394 miles**



**Silverstone Classic - 29 - 31 Jul 2016**

**John Fitzpatrick Trophy for Under 2 Litre Touring Cars (U2TC)**

**Race 13 - Starting Grid**

Sheet No:

Start Time : 09:40 - Heat Duration : 50 Minutes

20	39	<b>83</b> Roger Buxton	40	<b>12</b> Nistorica-Chilcott
19	37	<b>3</b> Nyquist-Kjallgren	38	<b>110</b> Patterson-Bartley
18	35	<b>84</b> Steve Jones	36	<b>29</b> Parsons-Illingworth
17	33	<b>117</b> Mursall P-Mursall D	34	<b>46</b> Michael McI nerney
16	31	<b>49</b> Andrew Beaumont	32	<b>195</b> Smail-Mann
15	29	<b>59</b> Birkett-Littlejohn	30	<b>15</b> Churchill-Baldwin
14	27	<b>68</b> Mursall D-Mursall P	28	<b>66</b> Lund-Strommen
13	25	<b>9</b> Wright-Twyman	26	<b>24</b> Lewis-O'Connell
12	23	<b>85</b> Death-Deeth	24	<b>42</b> John Spiers
11	21	<b>161</b> Letts A-Letts G	22	<b>134</b> Wood T-Wood N
10	19	<b>888</b> Wheeler-Owens	20	<b>91</b> Arne Berg
9	17	<b>47</b> Voyazides-Hadfield	18	<b>179</b> Dominik Roschmann
8	15	<b>98</b> Pattle G-Pattle T	16	<b>69</b> Avill-Hyett
7	13	<b>70</b> Dion Kremer	14	<b>93</b> Dunham-Owen
6	11	<b>111</b> Clark-Smith	12	<b>79</b> Martin-Haddon
5	9	<b>16</b> David Tomlin	10	<b>64</b> Sean McI nerney
4	7	<b>40</b> Davison-O'Brien	8	<b>77</b> Sanders-Ward
3	5	<b>97</b> Mark Sumpter	6	<b>100</b> Shaw-Oliver
2	3	<b>7</b> Soper-Cuff	4	<b>89</b> Banks A-Banks M
1	1	<b>113</b> Wolfe-Meaden	2	<b>52</b> Dutton-Brown

Pole Right



These results are provisional until the conclusion of any judicial and technical matters.

Circuit: Silverstone Historic Grand Prix  
Track Length: 5.857 Km - 3.6394 miles

Clerk of the Course:

Timekeeper:

Issued at:



## Silverstone Classic - 29 - 31 Jul 2016

### RAC Woodcote Trophy for Pre '56 Sports Cars Presented by Jaguar Qualifying for Race 4 - Classification

Sheet No:

POS	NO	DRIVER/S	CLASS	CLASS POS	CAR MAKE / MODEL	TIME	ON	LAPS	GAP	DIFF	MPH
1	54	Chris Ward	WT4A	1	Cooper Jaguar T33	2:30.170	5	5			87.25
2	11	Wakeman-Blakeney-Edwards	WT4A	2	Cooper T38	2:31.918	2	11	1.748	1.748	86.24
3	8	Pearson J-Pearson G	WT4A	3	Jaguar D-Type	2:32.900	2	10	2.730	0.982	85.69
4	10	Paul-Bourne	WT3A	1	Lotus Mk10	2:34.969	2	11	4.799	2.069	84.54
5	101	Till Bechtolsheimer	WT4	1	Allard J2	2:35.514	2	6	5.344	0.545	84.25
6	2	Friedrichs-Hadfield	WT3A	2	Aston Martin DB3S	2:35.892	10	10	5.722	0.378	84.04
7	45	Wilson-Stretton	WT3	1	Maserati 250S	2:35.962	4	8	5.792	0.070	84.01
8	32	Hunt-Blakeney-Edwards	WT4	2	HWM Sports	2:36.209	1	8	6.039	0.247	83.87
9	23	Wood B-Wood T	WT4	3	RGS Atalanta	2:37.108	2	10	6.938	0.899	83.39
10	15	Patrick Watts	WT4	4	Allard J2	2:37.403	3	5	7.233	0.295	83.24
11	9	Eastick-Jones	WT4A	4	Jaguar D-Type	2:38.187	1	1	8.017	0.784	82.82
12	12	Steve Brooks	WT3	2	Aston Martin DB3S	2:38.928	3	9	8.758	0.741	82.44
13	98	Llewellyn T-Llewellyn O	WT4	5	Allard J2	2:39.469	4	10	9.299	0.541	82.16
14	20	Rudiger Friedrichs	WT4	6	Jaguar C-Type	2:39.715	9	11	9.545	0.246	82.03
15	17	Melling-Hall	WT3	3	Aston Martin DB3	2:39.926	8	9	9.756	0.211	81.92
16	6	Ure-Wigley	WT2	1	Cooper Bristol T24/25	2:41.081	2	10	10.911	1.155	81.34
17	4	Champion-Stretton	WT2	2	Frazer Nash Mille Miglia	2:43.429	1	9	13.259	2.348	80.17
18	22	Karsten Le Blanc	WT3A	3	Austin-Healey 100S	2:43.465	7	7	13.295	0.036	80.15
19	120	Abecassis-Woolmer	WT3A	4	Austin-Healey 100/4	2:43.569	8	10	13.399	0.104	80.10
20	34	Harrison-Taft	WT2	3	Cooper Bristol T25	2:44.228	9	9	14.058	0.659	79.78
21	76	Harris-Knight	WT3A	5	Austin-Healey 100	2:45.840	2	9	15.670	1.612	79.00
22	14	Brown J-Brown C	WT4	7	Jaguar C-Type	2:46.700	9	9	16.530	0.860	78.59
23	132	Patrick Rignell	WT3A	6	Austin-Healey 100S	2:46.900	10	10	16.730	0.200	78.50
24	72	Katarina Kyvalova	WT4A	5	Cooper Jaguar T33	2:48.316	6	10	18.146	1.416	77.84
25	16	Christopher Jolly	WT3	4	Aston Martin DB2	2:48.356	9	10	18.186	0.040	77.82
26	18	Mahmoud-Bustros	WT3A	7	Austin-Healey 100M	2:50.700	6	9	20.530	2.344	76.75
27	38	Müller U-Müller A	WT3A	8	Aston Martin DB3 Coupe	2:50.948	8	9	20.778	0.248	76.64
28	71	Perkins-Stanton	WT2	4	Tojeiro Sports	2:51.906	4	9	21.736	0.958	76.21
29	56	Nils-Fredrik Nyblæus	WT3A	9	Austin-Healey 100M	2:51.939	4	10	21.769	0.033	76.20
30	27	Martyn Corfield	WT2	5	Frazer Nash Le Mans	2:52.321	1	9	22.151	0.382	76.03
31	25	Nick Ruddell	WT3	5	Aston Martin DB2/4 Mk1	2:52.715	2	4	22.545	0.394	75.86
32	36	Nigel Batchelor	WT3	6	Aston Martin DB2/4	2:52.942	4	10	22.772	0.227	75.76
33	58	Dodd-Minshaw	WT3A	10	Austin-Healey 100M	2:53.006	4	6	22.836	0.064	75.73
34	28	David Cottingham	WT2	6	Ferrari 500 TRC	2:53.139	8	8	22.969	0.133	75.67
35	121	Allen-Roberts	WT3	7	Aston Martin DB2	2:55.371	3	9	25.201	2.232	74.71
36	29	Clarke-Stamper	WT3	8	Austin-Healey 100M	2:58.501	8	9	28.331	3.130	73.40
37	30	Woodbridge-Rowley	WT4	8	Jaguar XK120 OTS	2:58.552	2	9	28.382	0.051	73.38
38	19	Matthew Holme	WT2	7	Alfa Romeo 1900 CSS	2:59.366	5	7	29.196	0.814	73.04
39	31	Mitchell-Campbell	WT2	8	Frazer Nash Miglia Mille	3:04.763	6	9	34.593	5.397	70.91
40	51	John Cleland	WT1	1	Lotus Mk6	3:06.253	7	7	36.083	1.490	70.34
41	24	Ward S-Ward J	WT4	9	Jaguar XK120 Ecurie Ecosse	3:08.043	8	8	37.873	1.790	69.67
42	154	Ziller-Arif	WT2	9	Triumph TR2	3:09.603	4	4	39.433	1.560	69.10
43	33	Phillips C-Phillips O	WT2	10	Cooper Bristol	3:29.701	1	1	59.531	20.098	62.48

Session Start: 11:43:45 - Finish: 12:13:46  
Weather/Track Conditions: Cloud / Dry  
Circuit: Silverstone Historic Grand Prix  
Track Length: 5.857 Km - 3.6394 miles

These results are provisional until the conclusion of any judicial and technical matters.

Clerk of the Course:

Timekeeper:

Issued at:







# Silverstone Classic - 29 - 31 Jul 2016

## RAC Woodcote Trophy for Pre '56 Sports Cars Presented by Jaguar

### Qualifying for Race 4 - Sector Analysis

32 Hunt-Blakeney-Edwards (WT4)									HWM Sports								
lap	Sect-1	Speed	Sect-2	Speed	Sect-3	Speed	TopSpeed	laptime pit	lap	Sect-1	Speed	Sect-2	Speed	Sect-3	Speed	Topspeed	laptime pit
1	49.054	109.7	1:18.376	125.2	28.779	86.3		2:36.209	5	49.053	113.6	1:20.163	124.3	30.984	82.1		2:40.200
2	49.014	114.1	1:17.503	122.2	29.871	82.4		2:36.388	6	49.747	105.5	1:19.266	129.3	30.362	86.0		2:39.375
3	49.486	114.3	3:05.217	121.4	30.504	85.9		4:25.207 P	7	58.761	102.8	1:21.504	126.6	30.215	84.8		2:50.480
4	49.384	109.3	1:19.738	127.3	29.671	84.1		2:38.793	8	51.000	105.7	1:22.321	121.4	40.805	59.8		2:54.126

33 Phillips C-Phillips O (WT2)									Cooper Bristol								
lap	Sect-1	Speed	Sect-2	Speed	Sect-3	Speed	TopSpeed	laptime pit	lap	Sect-1	Speed	Sect-2	Speed	Sect-3	Speed	Topspeed	laptime pit
1	1:05.881	76.9	1:45.740	80.2	38.080	64.2		3:29.701	2								

34 Harrison-Taft (WT2)									Cooper Bristol T25								
lap	Sect-1	Speed	Sect-2	Speed	Sect-3	Speed	TopSpeed	laptime pit	lap	Sect-1	Speed	Sect-2	Speed	Sect-3	Speed	Topspeed	laptime pit
1	52.617	98.1	1:25.639	110.7	31.460	83.3		2:49.716	6	52.990	102.1	1:25.180	108.9	31.008	80.9		2:49.178
2	52.589	102.9	1:38.663	112.4	32.785	78.6		3:04.037	7	51.889	103.4	1:24.730	111.1	30.726	80.8		2:47.345
3	54.537	104.7	1:30.082	87.0	33.578	78.5		2:58.197	8	51.157	104.0	1:23.988	107.7	30.937	80.3		2:46.082
4	58.768	86.7	2:59.180	102.3	33.080	80.9		4:31.028 P	9	51.348	105.5	1:22.041	108.4	30.839	80.6		2:44.228
5	52.102	104.9	1:25.961	109.3	31.240	81.7		2:49.303	10								

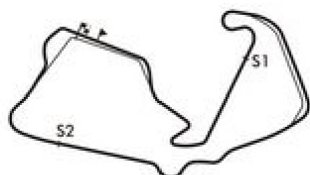
36 Nigel Batchelor (WT3)									Aston Martin DB2/4								
lap	Sect-1	Speed	Sect-2	Speed	Sect-3	Speed	TopSpeed	laptime pit	lap	Sect-1	Speed	Sect-2	Speed	Sect-3	Speed	Topspeed	laptime pit
1	56.122	98.1	1:27.030	107.0	34.106	72.0		2:57.258	6	53.985	96.7	1:29.511	105.2	34.117	77.2		2:57.613
2	54.297	98.1	1:26.618	107.9	32.976	71.6		2:53.891	7	54.889	100.2	1:29.086	108.6	33.302	77.3		2:57.277
3	55.584	89.8	1:26.363	107.7	31.846	77.9		2:53.793	8	54.601	94.7	1:27.314	107.7	32.257	76.4		2:54.172
4	53.732	96.6	1:27.047	109.1	32.163	74.7		2:52.942	9	54.588	96.8	1:28.269	106.5	34.412	74.2		2:57.269
5	54.648	95.2	1:28.240	108.1	32.217	76.3		2:55.105	10	54.549	100.3	1:27.022	108.2	32.783	72.9		2:54.354

38 Müller U-Müller A (WT3A)									Aston Martin DB3 Coupe								
lap	Sect-1	Speed	Sect-2	Speed	Sect-3	Speed	TopSpeed	laptime pit	lap	Sect-1	Speed	Sect-2	Speed	Sect-3	Speed	Topspeed	laptime pit
1	57.637	92.1	1:29.412	102.9	33.890	76.7		3:00.939	6	54.064	101.7	1:35.111	104.5	33.093	77.4		3:02.268
2	59.097	91.9	1:28.579	101.1	33.579	75.2		3:01.255	7	53.062	98.8	1:26.603	105.5	33.670	78.4		2:53.335
3	55.854	94.7	1:29.355	106.4	34.157	73.3		2:59.366	8	53.383	105.4	1:25.351	109.5	32.214	79.3		2:50.948
4	55.768	92.7	2:58.933	106.2	32.990	77.8		4:27.691 P	9	53.469	102.5	1:25.694	110.2	32.489	79.4		2:51.652
5	54.142	96.7	1:36.162	104.4	32.048	77.0		3:02.352	10								

45 Wilson-Stretton (WT3)									Maserati 250S								
lap	Sect-1	Speed	Sect-2	Speed	Sect-3	Speed	TopSpeed	laptime pit	lap	Sect-1	Speed	Sect-2	Speed	Sect-3	Speed	Topspeed	laptime pit
1	49.421	113.2	1:21.201	110.7	30.052	82.3		2:40.674	5	50.821	119.8	1:18.416	122.5	29.055	87.2		2:38.292
2	50.726	111.7	7:37.666	125.2	29.890	88.8		8:58.282 P	6	48.559	109.1	1:19.136	123.8	29.408	82.8		2:37.103
3	48.673	118.8	1:18.827	124.0	29.433	84.8		2:36.933	7	49.773	116.5	2:47.391	117.3	35.433	82.2		4:12.597 P
4	48.224	113.0	1:18.235	124.5	29.503	83.6		2:35.962	8	50.765	114.3	1:31.638	109.1	32.841	80.6		2:55.244

51 John Cleland (WT1)									Lotus Mk6								
lap	Sect-1	Speed	Sect-2	Speed	Sect-3	Speed	TopSpeed	laptime pit	lap	Sect-1	Speed	Sect-2	Speed	Sect-3	Speed	Topspeed	laptime pit
1	58.630	83.0	1:36.837		35.742	69.8		3:11.209	5	58.956	82.3	1:33.892		34.740	70.6		3:07.588
2	58.339	82.0	1:34.218		35.246	66.2		3:07.803	6	59.866	80.8	1:34.806		34.179	69.8		3:08.851
3	1:03.823	71.3	1:37.594		35.841	66.2		3:17.258	7	58.469	79.5	1:34.279		33.505	73.5		3:06.253
4	1:03.102	81.5	6:56.853		34.151	67.8		8:34.106	8								

54 Chris Ward (WT4A)									Cooper Jaguar T33								
lap	Sect-1	Speed	Sect-2	Speed	Sect-3	Speed	TopSpeed	laptime pit	lap	Sect-1	Speed	Sect-2	Speed	Sect-3	Speed	Topspeed	laptime pit
1	1:03.684	80.4	1:28.017	106.2	30.246	89.4		3:01.947	4	47.521	122.0	1:29.147	101.5	31.609	87.3		2:48.277
2	47.554	121.6	1:15.726	133.2	28.307	81.6		2:31.587	5	46.890	125.4	1:15.211	132.9	28.069	88.9		2:30.170
3	47.084	125.7	1:16.866	132.9	29.017	88.4		2:32.967	6								



**Session Start: 11:43:45 - Finish: 12:13:46**  
**Weather/Track Conditions: Cloud / Dry**  
**Circuit: Silverstone Historic Grand Prix**  
**Track Length: 5.857 Km - 3.6394 miles**





# Silverstone Classic - 29 - 31 Jul 2016

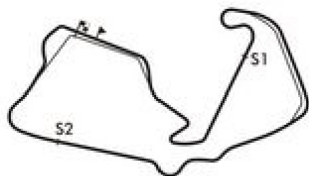
## RAC Woodcote Trophy for Pre '56 Sports Cars Presented by Jaguar

### Qualifying for Race 4 - Sector Analysis

121 Allen-Roberts (WT3)									Aston Martin DB2 Lightweight Le Mans								
lap	Sect-1	Speed	Sect-2	Speed	Sect-3	Speed	TopSpeed	laptime pit	lap	Sect-1	Speed	Sect-2	Speed	Sect-3	Speed	Topspeed	laptime pit
1	56.732	87.0	1:30.313	105.8	34.599	71.4		3:01.644	6	55.592	101.5	1:28.648	107.4	33.736	73.7		2:57.976
2	57.260	95.2	1:29.774	105.8	33.978	75.1		3:01.012	7	55.019	105.0	1:27.387	107.4	33.327	74.9		2:55.733
3	54.377	105.8	1:27.886	107.4	33.108	76.4		2:55.371	8	55.688	99.7	1:26.853	106.9	34.251	64.1		2:56.792
4	55.025	107.0	4:22.390	104.0	35.542	66.6		5:52.957 P	9	56.003	101.8	1:33.881	92.4	37.449	57.0		3:07.333
5	57.073	100.3	1:30.589	106.5	34.249	72.9		3:01.911	10								

132 Patrick Rignell (WT3A)									Austin-Healey 100S								
lap	Sect-1	Speed	Sect-2	Speed	Sect-3	Speed	TopSpeed	laptime pit	lap	Sect-1	Speed	Sect-2	Speed	Sect-3	Speed	Topspeed	laptime pit
1	53.935	103.7	1:23.644	113.2	31.622	80.4		2:49.201	6	53.706	94.8	1:27.950	114.3	30.995	81.0		2:52.651
2	52.291	108.2	1:23.373	112.4	34.307	77.5		2:49.971	7	52.326	105.7	1:23.878	114.1	30.939	81.4		2:47.143
3	52.931	107.0	1:25.035	110.7	32.319	77.0		2:50.285	8	51.844	108.8	1:23.609	112.4	31.539	79.0		2:46.992
4	52.959	99.0	1:23.629	112.6	31.767	80.2		2:48.355	9	53.358	100.0	1:29.204	94.8	35.336	76.0		2:57.898
5	53.916	103.9	1:26.121	105.0	33.311	77.9		2:53.348	10	53.203	104.2	1:22.967	116.1	30.730	82.7		2:46.900

154 Ziller-Arif (WT2)									Triumph TR2								
lap	Sect-1	Speed	Sect-2	Speed	Sect-3	Speed	TopSpeed	laptime pit	lap	Sect-1	Speed	Sect-2	Speed	Sect-3	Speed	Topspeed	laptime pit
1	1:05.571	74.7	1:36.779	84.1	36.879	69.0		3:19.229	3	1:03.227	88.8	1:37.318	97.5	35.300	71.3		3:15.845
2	Out			96.3	39.345	64.2		18:30.232	4	58.567	92.9	1:34.188	97.0	36.848	71.5		3:09.603



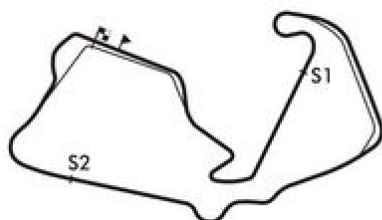
**Session Start: 11:43:45 - Finish: 12:13:46**  
**Weather/Track Conditions: Cloud / Dry**  
**Circuit: Silverstone Historic Grand Prix**  
**Track Length: 5.857 Km - 3.6394 miles**

# Silverstone Classic - 29 - 31 Jul 2016

## RAC Woodcote Trophy for Pre '56 Sports Cars Presented by Jaguar

### Qualifying for Race 4 - Best Sector Times

POS	NO	DRIVER/S	Sector 1			Sector 2			Sector 3			IDEAL LAP	BEST LAP	On
			TIME	LAP	POS	TIME	LAP	POS	TIME	LAP	POS			
1	54	Chris Ward	46.890	5	1	1:15.211	5	1	28.069	5	1	2:30.170	<b>2:30.170</b>	<b>5</b>
2	11	Wakeman-Blakeney-Edwards	47.098	3	2	1:15.395	2	2	28.378	1	2	2:30.871	<b>2:31.918</b>	<b>2</b>
3	8	Pearson J-Pearson G	47.440	2	3	1:16.536	2	3	28.750	3	4	2:32.726	<b>2:32.900</b>	<b>2</b>
4	10	Paul-Bourne	47.934	2	4	1:18.289	2	8	28.688	3	3	2:34.911	<b>2:34.969</b>	<b>2</b>
5	101	Till Bechtolsheimer	47.953	2	5	1:17.734	2	5	29.827	2	12	2:35.514	<b>2:35.514</b>	<b>2</b>
6	2	Friedrichs-Hadfield	48.804	10	8	1:18.041	9	6	28.809	10	6	2:35.654	<b>2:35.892</b>	<b>10</b>
7	45	Wilson-Stretton	48.224	4	6	1:18.235	4	7	29.055	5	8	2:35.514	<b>2:35.962</b>	<b>4</b>
8	32	Hunt-Blakeney-Edwards	49.014	2	10	1:17.503	2	4	28.779	1	5	2:35.296	<b>2:36.209</b>	<b>1</b>
9	23	Wood B-Wood T	49.266	2	13	1:18.579	2	9	29.092	3	9	2:36.937	<b>2:37.108</b>	<b>2</b>
10	15	Patrick Watts	48.682	2	7	1:19.284	3	12	29.190	2	10	2:37.156	<b>2:37.403</b>	<b>3</b>
11	9	Eastick-Jones	49.252	2	12	1:18.662	1	10	30.142	1	16	2:38.056	<b>2:38.187</b>	<b>1</b>
12	12	Steve Brooks	49.089	3	11	1:19.941	3	14	29.041	2	7	2:38.071	<b>2:38.928</b>	<b>3</b>
13	98	Llewellyn T-Llewellyn O	49.656	4	14	1:19.093	8	11	30.475	4	19	2:39.224	<b>2:39.469</b>	<b>4</b>
14	20	Rudiger Friedrichs	49.010	9	9	1:19.751	9	13	30.921	11	22	2:39.682	<b>2:39.715</b>	<b>9</b>
15	17	Melling-Hall	50.273	8	16	1:20.288	8	15	29.365	8	11	2:39.926	<b>2:39.926</b>	<b>8</b>
16	6	Ure-Wigley	49.763	3	15	1:21.073	2	16	30.019	2	13	2:40.855	<b>2:41.081</b>	<b>2</b>
17	4	Champion-Stretton	51.170	2	19	1:22.136	1	20	30.052	1	15	2:43.358	<b>2:43.429</b>	<b>1</b>
18	22	Karsten Le Blanc	51.247	2	20	1:21.860	7	18	30.034	2	14	2:43.141	<b>2:43.465</b>	<b>7</b>
19	120	Abecassis-Woolmer	50.656	3	17	1:21.709	8	17	30.183	8	17	2:42.548	<b>2:43.569</b>	<b>8</b>
20	34	Harrison-Taft	51.157	8	18	1:22.041	9	19	30.726	7	20	2:43.924	<b>2:44.228</b>	<b>9</b>
21	76	Harris-Knight	51.591	3	21	1:23.201	2	23	30.454	1	18	2:45.246	<b>2:45.840</b>	<b>2</b>
22	14	Brown J-Brown C	51.854	9	23	1:22.732	9	21	31.721	8	27	2:46.307	<b>2:46.700</b>	<b>9</b>
23	132	Patrick Rignell	51.844	8	22	1:22.967	10	22	30.730	10	21	2:45.541	<b>2:46.900</b>	<b>10</b>
24	72	Katarina Kyvalova	52.089	6	24	1:23.518	6	24	32.550	10	33	2:48.157	<b>2:48.316</b>	<b>6</b>
25	16	Christopher Jolly	52.372	4	25	1:24.255	9	25	31.481	8	25	2:48.108	<b>2:48.356</b>	<b>9</b>
26	18	Mahmoud-Bustros	53.171	6	29	1:25.690	6	28	31.430	2	24	2:50.291	<b>2:50.700</b>	<b>6</b>
27	38	Müller U-Müller A	53.062	7	28	1:25.351	8	27	32.048	5	31	2:50.461	<b>2:50.948</b>	<b>8</b>
28	71	Perkins-Stanton	53.822	2	33	1:25.803	1	29	31.224	1	23	2:50.849	<b>2:51.906</b>	<b>4</b>
29	56	Nils-Fredrik Nyblæus	53.704	10	31	1:26.360	4	30	31.709	4	26	2:51.773	<b>2:51.939</b>	<b>4</b>
30	27	Martyn Corfield	52.760	8	27	1:26.559	9	32	31.951	9	30	2:51.270	<b>2:52.321</b>	<b>1</b>
31	25	Nick Ruddell	52.501	2	26	1:27.586	2	35	32.620	1	34	2:52.707	<b>2:52.715</b>	<b>2</b>
32	36	Nigel Batchelor	53.732	4	32	1:26.363	3	31	31.846	3	28	2:51.941	<b>2:52.942</b>	<b>4</b>
33	58	Dodd-Minshaw	53.309	6	30	1:27.575	6	34	31.942	4	29	2:52.826	<b>2:53.006</b>	<b>4</b>
34	28	David Cottingham	54.113	2	34	1:24.820	8	26	32.318	6	32	2:51.251	<b>2:53.139</b>	<b>8</b>
35	121	Allen-Roberts	54.377	3	35	1:26.853	8	33	33.108	3	36	2:54.338	<b>2:55.371</b>	<b>3</b>
36	29	Clarke-Stamper	56.160	4	38	1:28.538	7	36	32.922	9	35	2:57.620	<b>2:58.501</b>	<b>8</b>
37	30	Woodbridge-Rowley	55.783	2	36	1:28.582	2	37	34.187	2	39	2:58.552	<b>2:58.552</b>	<b>2</b>
38	19	Matthew Holme	55.791	7	37	1:29.763	5	38	33.171	5	37	2:58.725	<b>2:59.366</b>	<b>5</b>
39	31	Mitchell-Campbell	56.913	7	39	1:31.201	6	39	35.665	6	42	3:03.779	<b>3:04.763</b>	<b>6</b>
40	51	John Cleland	58.339	2	41	1:33.892	5	41	33.505	7	38	3:05.736	<b>3:06.253</b>	<b>7</b>
41	24	Ward S-Ward J	58.034	7	40	1:33.408	8	40	35.638	8	41	3:07.080	<b>3:08.043</b>	<b>8</b>
42	154	Ziller-Arif	58.567	4	42	1:34.188	4	42	35.300	3	40	3:08.055	<b>3:09.603</b>	<b>4</b>
43	33	Phillips C-Phillips O	1:03.719	2	43	1:45.740	1	43	38.080	1	43	3:27.539	<b>3:29.701</b>	<b>1</b>



**Session Start: 11:43:45 - Finish: 12:13:46**

**Weather/Track Conditions: Cloud / Dry**

**Circuit: Silverstone Historic Grand Prix**

**Track Length: 5.857 Km - 3.6394 miles**

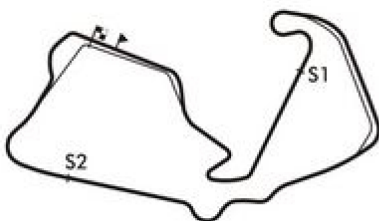


# Silverstone Classic - 29 - 31 Jul 2016

## RAC Woodcote Trophy for Pre '56 Sports Cars Presented by Jaguar

### Qualifying for Race 4 - Best Sector Speeds

	NO	SECTOR 1	MPH	NO	SECTOR 2	MPH	NO	SECTOR 3	MPH
1	16	Christopher Jolly	126.4	11	Wakeman-Blakeney-Edward	133.9	11	Wakeman-Blakeney-Edward	90.7
2	54	Chris Ward	125.7	54	Chris Ward	133.2	54	Chris Ward	89.4
3	11	Wakeman-Blakeney-Edward	124.0	101	Till Bechtolsheimer	131.1	45	Wilson-Stretton	88.8
4	10	Paul-Bourne	122.2	9	Eastick-Jones	130.6	98	Llewellyn T-Llewellyn O	88.2
5	101	Till Bechtolsheimer	121.6	32	Hunt-Blakeney-Edwards	129.3	8	Pearson J-Pearson G	87.8
6	45	Wilson-Stretton	119.8	8	Pearson J-Pearson G	129.1	15	Patrick Watts	86.8
7	8	Pearson J-Pearson G	117.3	20	Rudiger Friedrichs	128.6	2	Friedrichs-Hadfield	86.7
8	20	Rudiger Friedrichs	117.3	45	Wilson-Stretton	126.9	10	Paul-Bourne	86.7
9	98	Llewellyn T-Llewellyn O	116.1	98	Llewellyn T-Llewellyn O	126.6	12	Steve Brooks	86.4
10	2	Friedrichs-Hadfield	115.7	2	Friedrichs-Hadfield	125.2	32	Hunt-Blakeney-Edwards	86.3
11	15	Patrick Watts	114.7	24	Ward S-Ward J	123.8	101	Till Bechtolsheimer	85.8
12	32	Hunt-Blakeney-Edwards	114.3	23	Wood B-Wood T	122.7	23	Wood B-Wood T	85.4
13	12	Steve Brooks	113.7	10	Paul-Bourne	121.6	17	Melling-Hall	85.2
14	14	Brown J-Brown C	111.3	15	Patrick Watts	121.1	20	Rudiger Friedrichs	85.1
15	120	Abecassis-Woolmer	111.3	12	Steve Brooks	120.1	9	Eastick-Jones	84.8
16	6	Ure-Wigley	110.7	14	Brown J-Brown C	118.6	22	Karsten Le Blanc	84.7
17	23	Wood B-Wood T	110.0	28	David Cottingham	117.7	72	Katarina Kyvalova	84.0
18	132	Patrick Rignell	108.8	120	Abecassis-Woolmer	116.3	34	Harrison-Taft	83.3
19	9	Eastick-Jones	108.1	132	Patrick Rignell	116.1	132	Patrick Rignell	82.7
20	22	Karsten Le Blanc	107.2	16	Christopher Jolly	115.9	4	Champion-Stretton	82.6
21	121	Allen-Roberts	107.0	17	Melling-Hall	115.9	6	Ure-Wigley	82.5
22	25	Nick Ruddell	106.7	6	Ure-Wigley	115.1	76	Harris-Knight	82.2
23	28	David Cottingham	106.7	22	Karsten Le Blanc	114.9	120	Abecassis-Woolmer	81.9
24	72	Katarina Kyvalova	106.2	25	Nick Ruddell	114.3	14	Brown J-Brown C	81.2
25	76	Harris-Knight	105.7	72	Katarina Kyvalova	113.7	18	Mahmoud-Bustros	79.8
26	34	Harrison-Taft	105.5	34	Harrison-Taft	112.4	56	Nils-Fredrik Nyblæus	79.8
27	38	Müller U-Müller A	105.4	4	Champion-Stretton	112.0	38	Müller U-Müller A	79.4
28	4	Champion-Stretton	104.2	76	Harris-Knight	110.4	16	Christopher Jolly	79.1
29	18	Mahmoud-Bustros	104.0	38	Müller U-Müller A	110.2	27	Martyn Corfield	79.1
30	17	Melling-Hall	103.6	36	Nigel Batchelor	109.1	58	Dodd-Minshaw	78.2
31	29	Clarke-Stamper	102.6	56	Nils-Fredrik Nyblæus	108.6	29	Clarke-Stamper	78.1
32	58	Dodd-Minshaw	102.0	18	Mahmoud-Bustros	108.2	30	Woodbridge-Rowley	78.1
33	56	Nils-Fredrik Nyblæus	101.8	30	Woodbridge-Rowley	107.9	36	Nigel Batchelor	77.9
34	36	Nigel Batchelor	100.3	71	Perkins-Stanton	107.9	71	Perkins-Stanton	77.4
35	71	Perkins-Stanton	100.3	121	Allen-Roberts	107.4	28	David Cottingham	76.9
36	27	Martyn Corfield	98.3	29	Clarke-Stamper	107.2	121	Allen-Roberts	76.4
37	31	Mitchell-Campbell	98.3	58	Dodd-Minshaw	106.4	24	Ward S-Ward J	75.7
38	24	Ward S-Ward J	97.3	31	Mitchell-Campbell	105.5	25	Nick Ruddell	75.6
39	30	Woodbridge-Rowley	96.8	27	Martyn Corfield	101.1	31	Mitchell-Campbell	75.2
40	19	Matthew Holme	95.7	19	Matthew Holme	100.5	19	Matthew Holme	75.1



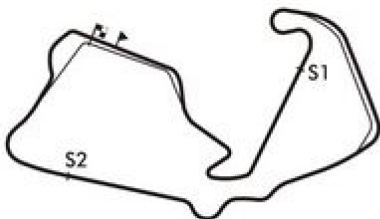
**Session Start: 11:43:45 - Finish: 12:13:46**  
**Weather/Track Conditions: Cloud / Dry**  
**Circuit: Silverstone Historic Grand Prix**  
**Track Length: 5.857 Km - 3.6394 miles**

# Silverstone Classic - 29 - 31 Jul 2016

## RAC Woodcote Trophy for Pre '56 Sports Cars Presented by Jaguar

### Qualifying for Race 4 - Best Sector Speeds

41	154	Ziller-Arif	92.9	154	Ziller-Arif	97.5	51	John Cleland	73.5
42	51	John Cleland	83.0	33	Phillips C-Phillips O	80.2	154	Ziller-Arif	71.5
43	33	Phillips C-Phillips O	81.1	44	Thorne-Todd	0.0	33	Phillips C-Phillips O	64.2
44	44	Thorne-Todd	0.0	51	John Cleland	0.0	44	Thorne-Todd	0.0
45	85	Stephen Bond	0.0	85	Stephen Bond	0.0	85	Stephen Bond	0.0



**Session Start: 11:43:45 - Finish: 12:13:46**  
**Weather/Track Conditions: Cloud / Dry**  
**Circuit: Silverstone Historic Grand Prix**  
**Track Length: 5.857 Km - 3.6394 miles**



## Silverstone Classic - 29 - 31 Jul 2016

### RAC Woodcote Trophy for Pre '56 Sports Cars Presented by Jaguar Race 4 - Starting Grid

Sheet No:

Start Time : 12:00 - Heat Duration : 50 Minutes

22	43	<b>33</b> Phillips C-Phillips O		
21	41	<b>24</b> Ward S-Ward J	42	<b>154</b> Ziller-Arif
20	39	<b>31</b> Mitchell-Campbell	40	<b>51</b> John Cleland
19	37	<b>30</b> Woodbridge-Rowley	38	<b>19</b> Matthew Holme
18	35	<b>121</b> Allen-Roberts	36	<b>29</b> Clarke-Stamper
17	33	<b>58</b> Dodd-Minshaw	34	<b>28</b> David Cottingham
16	31	<b>25</b> Nick Ruddell	32	<b>36</b> Nigel Batchelor
15	29	<b>56</b> Nils-Fredrik Nyblæus	30	<b>27</b> Martyn Corfield
14	27	<b>38</b> Müller U-Müller A	28	<b>71</b> Perkins-Stanton
13	25	<b>16</b> Christopher Jolly	26	<b>18</b> Mahmoud-Bustros
12	23	<b>132</b> Patrick Rignell	24	<b>72</b> Katarina Kyalova
11	21	<b>76</b> Harris-Knight	22	<b>14</b> Brown J-Brown C
10	19	<b>120</b> Abecassis-Woolmer	20	<b>34</b> Harrison-Taft
9	17	<b>4</b> Champion-Stretton	18	<b>22</b> Karsten Le Blanc
8	15	<b>17</b> Melling-Hall	16	<b>6</b> Ure-Wigley
7	13	<b>98</b> Llewellyn T-Llewellyn O	14	<b>20</b> Rudiger Friedrichs
6	11	<b>9</b> Eastick-Jones	12	<b>12</b> Steve Brooks
5	9	<b>23</b> Wood B-Wood T	10	<b>15</b> Patrick Watts
4	7	<b>45</b> Wilson-Stretton	8	<b>32</b> Hunt-Blakeney-Edwards
3	5	<b>101</b> Till Bechtolsheimer	6	<b>2</b> Friedrichs-Hadfield
2	3	<b>8</b> Pearson J-Pearson G	4	<b>10</b> Paul-Bourne
1	1	<b>54</b> Chris Ward	2	<b>11</b> Wakeman-Blakeney-Edwards

ROW

Pole Right

Circuit: Silverstone Historic Grand Prix  
Track Length: 5.857 Km - 3.6394 miles

These results are provisional until the conclusion of any judicial and technical matters.

Clerk of the Course:

Timekeeper:

Issued at:



## Silverstone Classic - 29 - 31 Jul 2016

### RAC Tourist Trophy for Historic Cars (Pre '63 GT) Qualifying for Race 3 - Classification

Sheet No:

POS	NO	DRIVER/S	CLASS	CLASS POS	CAR MAKE / MODEL	TIME	ON	LAPS	GAP	DIFF	MPH
1	1	Friedrichs-Hadfield	D	1	Aston Martin DB4 GT	2:32.717	7	9			85.79
2	16	Halusa M-Halusa L	C	1	Ferrari 250 SWB	2:33.091	8	9	0.374	0.374	85.58
3	86	Till Bechtolsheimer	INV	1	Tojeiro Ecurie Ecosse Buick	2:34.341	9	9	1.624	1.250	84.89
4	65	Hunt-Blakeney-Edwards	D	2	AC Cobra	2:34.693	9	10	1.976	0.352	84.70
5	73	Cottingham-Smith	D	3	Jaguar E-Type	2:35.287	2	9	2.570	0.594	84.37
6	55	Melling-Hall	D	4	Jaguar E-Type FHC	2:35.315	9	9	2.598	0.028	84.36
7	21	Le Blanc-Greensall	C	2	Austin Healey 3000 Mk2	2:35.597	2	8	2.880	0.282	84.20
8	6	Shuckburgh-Haddon	D	5	Jaguar E-Type	2:37.257	7	9	4.540	1.660	83.31
9	38	Young Jo-Young Ja	D	6	Jaguar E-Type	2:37.353	2	10	4.636	0.096	83.26
10	66	Wood B-Wood T	D	7	Jaguar E-Type	2:38.493	2	9	5.776	1.140	82.66
11	70	Kremer D-Kremer G	C	3	Morgan +4 Supersports	2:40.301	8	8	7.584	1.808	81.73
12	84	Clark-McKinnon	D	8	Jaguar E-Type FHC	2:40.849	9	9	8.132	0.548	81.45
13	23	Peter Stöhrmann Jnr	A	1	Lotus Elite S1	2:40.919	7	8	8.202	0.070	81.42
14	207	Harris-Wilmoth	C	4	Austin Healey 3000 Mk1	2:41.876	3	3	9.159	0.957	80.94
15	22	Miller-Goble	INV	2	Aston Martin DB4	2:42.221	7	9	9.504	0.345	80.76
16	82	Bob Binfield	D	9	Jaguar E-Type	2:42.233	8	9	9.516	0.012	80.76
17	44	Gareth Burnett	B	1	Porsche 356 Pre-A	2:42.954	9	9	10.237	0.721	80.40
18	57	Mason Franchitti-Knill-Jones	INV	3	Alfa Romeo TZ1	2:43.300	6	9	10.583	0.346	80.23
19	28	Michael Gans	A	2	Lotus Elite	2:43.418	8	9	10.701	0.118	80.17
20	49	Beaumont-Middlehurst	A	3	Lotus Elite S2	2:43.862	9	9	11.145	0.444	79.96
21	7	Naismith N-Naismith H	INV	4	Aston Martin DB4	2:44.125	2	7	11.408	0.263	79.83
22	13	Wilson-Wolfe	A	4	Lotus Elite	2:44.545	9	9	11.828	0.420	79.62
23	15	John Burton	D	10	Jaguar E-Type	2:44.824	7	8	12.107	0.279	79.49
24	177	Davison B-Davison J	A	5	Lotus Elite	2:44.836	9	9	12.119	0.012	79.48
25	68	Drabble S-Drabble A	C	5	Reliant Sabre Six	2:45.157	8	9	12.440	0.321	79.33
26	90	Halstead-McPherson	A	6	Lotus Elite S2	2:45.225	3	8	12.508	0.068	79.30
27	79	Bianchi T-Bianchi P	C	6	Austin Healey 3000 Mk1	2:45.403	3	9	12.686	0.178	79.21
28	71	John Harper	D	11	Jaguar E-Type	2:45.520	2	2	12.803	0.117	79.16
29	17	Milner-Gedda	D	12	Jaguar E-Type	2:46.971	2	8	14.254	1.451	78.47
30	14	Paul Garside	A	7	Lotus Elite	2:47.021	8	9	14.304	0.050	78.44
31	42	Michael Birch	A	8	Lotus Elite S2	2:47.064	7	9	14.347	0.043	78.42
32	59	King-Plant	B	2	Morgan +4 Supersports	2:47.293	6	8	14.576	0.229	78.32
33	60	Katarina Kyvalova	D	13	Jaguar E-Type	2:47.403	9	9	14.686	0.110	78.26
34	26	Mark Ellis	B	3	MG MGA Twin Cam	2:47.536	7	8	14.819	0.133	78.20
35	97	Atkins-Stirling	A	9	Lotus Elite	2:48.495	2	8	15.778	0.959	77.76
36	91	Bilderbeck-Wood	A	10	Turner Climax Mk1	2:49.333	2	9	16.616	0.838	77.37
37	58	Marc Gordon	D	14	Jaguar XK 150S	2:49.696	9	9	16.979	0.363	77.21
38	20	O'Shea-Hall	D	15	Jaguar E-Type	2:49.817	2	9	17.100	0.121	77.15
39	96	Bentley-Wilson	A	11	Ginetta G4	2:50.127	7	9	17.410	0.310	77.01
40	75	Müller U-Müller A	D	16	Aston Martin DB4GT	2:50.971	1	1	18.254	0.844	76.63

Session Start: 12:32:24 - Finish: 13:02:27

Weather/Track Conditions: Bright / Dry

Circuit: Silverstone Historic Grand Prix

Track Length: 5.857 Km - 3.6394 miles

These results are provisional until the conclusion of any judicial and technical matters.

Clerk of the Course:

Timekeeper:

Issued at:



**Silverstone Classic - 29 - 31 Jul 2016**

**RAC Tourist Trophy for Historic Cars (Pre '63 GT)  
Qualifying for Race 3 - Classification**

Sheet No:

POS	NO	DRIVER/S	CLASS	CLASS POS	CAR MAKE / MODEL	TIME	ON	LAPS	GAP	DIFF	MPH
41	53	Bason-Green	A	12	Lotus Elite S2	2:51.609	9	9	18.892	0.638	76.35
42	10	Charles Clegg	D	17	Chevrolet Corvette C1	2:53.390	7	7	20.673	1.781	75.56
43	121	Glynn Allen	C	7	Aston Martin DB2	2:54.905	7	8	22.188	1.515	74.91
44	77	Ken Prichard Jones	INV	5	Turner Mk3	2:55.148	6	9	22.431	0.243	74.80
45	50	Dutton-Chudecki	A	13	TVR Grantura Mk2	2:55.340	2	8	22.623	0.192	74.72
46	29	James-Draper	INV	6	Fletcher Ogle SX1000	2:57.167	5	5	24.450	1.827	73.95
47	149	Woodgate-Greaves	C	8	Aston Martin DB Mk3	2:57.207	2	8	24.490	0.040	73.93
48	5	Tom Pead	B	4	Porsche 356	2:57.522	7	9	24.805	0.315	73.80
49	31	Vandyk-Daniell	B	5	MG MGA Twin Cam	3:00.393	8	8	27.676	2.871	72.63
50	33	Peter Adams	A	14	Turner Climax Mk2	3:00.822	7	8	28.105	0.429	72.46
51	144	Christopher Wilks	B	6	MG MGA Twin Cam	3:11.508	7	8	38.791	10.686	68.41
52	110	Hadfield-Friedrichs	B	7	Elva Courier	3:11.898	1	3	39.181	0.390	68.27
53	18	Weston-Sutcliffe	A	15	Lotus Elite S2	3:12.117	6	8	39.400	0.219	68.20
54	46	Ant Anstead	A	16	Lotus Elite	3:22.938	1	5	50.221	10.821	64.56
55	63	McGlone-Clegg	A	17	Abarth Bialbero	3:29.751	2	6	57.034	6.813	62.46

Session Start: 12:32:24 - Finish: 13:02:27  
Weather/Track Conditions: Bright / Dry  
Circuit: Silverstone Historic Grand Prix  
Track Length: 5.857 Km - 3.6394 miles

These results are provisional until the conclusion of any judicial and technical matters.

Clerk of the Course:	Timekeeper:	Issued at:
----------------------	-------------	------------







# Silverstone Classic - 29 - 31 Jul 2016

## RAC Tourist Trophy for Historic Cars (Pre '63 GT)

### Qualifying for Race 3 - Sector Analysis

28 Michael Gans (A)										Lotus Elite									
lap	Sect-1	Speed	Sect-2	Speed	Sect-3	Speed	TopSpeed	laptme	pit	lap	Sect-1	Speed	Sect-2	Speed	Sect-3	Speed	Topspeed	laptme	pit
1	52.627	100.3	1:24.542	109.1	30.082	80.6		2:47.251		6	53.249	102.3	1:21.594	107.9	29.965	80.8		2:44.808	
2	51.562	102.0	1:23.672	107.4	29.881	81.6		2:45.115		7	52.054	102.8	1:21.608	108.1	29.946	81.9		2:43.608	
3	52.306	102.1	1:23.486	109.8	30.697	75.3		2:46.489		8	52.237	102.5	1:21.525	108.1	29.656	82.4		2:43.418	
4	1:16.517	55.1	2:35.962	38.2	58.113	38.8		4:50.592		9	51.091	102.0	1:22.486	107.7	29.869	81.3		2:43.446	
5	1:38.508	34.8	1:47.854	77.6	39.890	71.2		4:06.252		10									

29 James-Draper (INV)										Fletcher Ogle SX1000									
lap	Sect-1	Speed	Sect-2	Speed	Sect-3	Speed	TopSpeed	laptme	pit	lap	Sect-1	Speed	Sect-2	Speed	Sect-3	Speed	Topspeed	laptme	pit
1	57.334	67.6	1:37.449	105.4	33.037	74.3		3:07.820		4	59.683	65.0	5:05.080	101.4	34.819	75.1		6:39.582	P
2	1:06.487	57.5	1:29.156	107.4	32.436	74.2		3:08.079		5	57.428	97.4	1:27.651	100.8	32.088	77.2		2:57.167	
3	53.673	100.5	1:31.497	85.9	34.436	74.3		2:59.606		6									

31 Vandyk-Daniell (B)										MG MGA Twin Cam									
lap	Sect-1	Speed	Sect-2	Speed	Sect-3	Speed	TopSpeed	laptme	pit	lap	Sect-1	Speed	Sect-2	Speed	Sect-3	Speed	Topspeed	laptme	pit
1	1:05.937	83.2	1:43.486	96.0	39.479	64.7		3:28.902		5	59.315	88.3	1:35.518	97.0	34.136	72.9		3:08.969	
2	1:02.904	76.4	1:39.535	97.4	38.184	65.4		3:20.623		6	58.062	92.3	1:31.260	95.2	33.729	68.2		3:03.051	
3	1:02.516	86.1	4:27.570	57.8	45.195	58.4		6:15.281	P	7	57.965	91.1	1:31.173	95.6	33.037	74.5		3:02.175	
4	1:34.468	36.8	1:48.874	90.8	34.563	72.2		3:57.905		8	56.437	97.1	1:30.992	96.1	32.964	74.2		3:00.393	

33 Peter Adams (A)										Turner Climax Mk2									
lap	Sect-1	Speed	Sect-2	Speed	Sect-3	Speed	TopSpeed	laptme	pit	lap	Sect-1	Speed	Sect-2	Speed	Sect-3	Speed	Topspeed	laptme	pit
1	1:01.461	84.3	1:32.794	98.0	35.040	70.3		3:09.295		5	1:03.728	38.2	1:46.389	99.3	36.655	59.2		3:26.772	
2	1:00.078	93.7	1:32.261	100.0	34.676	70.8		3:07.015		6	59.819	94.1	1:32.308	99.9	33.631	73.3		3:05.758	
3	59.344	92.2	1:32.532	100.6	35.067	65.2		3:06.943		7	57.370	96.4	1:29.306	99.9	34.146	74.0		3:00.822	
4	1:07.715	67.9	3:16.398	85.4	35.746	68.3		4:59.859	P	8	57.604	95.2	1:30.818	98.3	33.611	74.1		3:02.033	

38 Young Jo-Young Ja (D)										Jaguar E-Type									
lap	Sect-1	Speed	Sect-2	Speed	Sect-3	Speed	TopSpeed	laptme	pit	lap	Sect-1	Speed	Sect-2	Speed	Sect-3	Speed	Topspeed	laptme	pit
1	51.076	99.3	1:24.424	109.1	30.979	86.1		2:46.479		6	1:18.847	29.9	1:47.626		31.031	81.7		3:37.504	
2	48.926	111.3	1:19.196	127.6	29.231	83.6		2:37.353		7	50.828	108.2	1:21.877	109.7	31.541	82.2		2:44.246	
3	49.427	112.6	1:19.133	126.6	29.331	87.4		2:37.891		8	51.065	100.5	1:21.137	113.9	32.748	80.5		2:44.950	
4	49.690	112.6	2:35.980	80.7	36.948	69.5		4:02.618	P	9	50.586	107.2	1:21.590	114.7	32.509	84.2		2:44.685	
5	58.509	67.8	1:38.330	71.2	37.284	65.3		3:14.123		10	50.000	106.0	1:19.947	126.6	30.393	82.8		2:40.340	

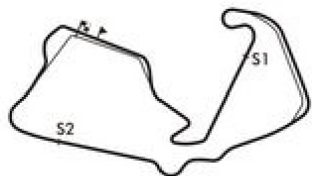
42 Michael Birch (A)										Lotus Elite S2									
lap	Sect-1	Speed	Sect-2	Speed	Sect-3	Speed	TopSpeed	laptme	pit	lap	Sect-1	Speed	Sect-2	Speed	Sect-3	Speed	Topspeed	laptme	pit
1	57.647	90.8	1:27.263	104.9	30.824	80.9		2:55.734		6	52.710	99.9	1:24.058	104.0	31.144	80.7		2:47.912	
2	54.168	98.7	1:24.995	104.9	30.805	81.4		2:49.968		7	52.923	99.9	1:23.519	105.4	30.622	80.0		2:47.064	
3	52.963	97.4	3:47.720	99.3	35.797	71.8		5:16.480	P	8	52.498	91.4	1:25.092	105.0	30.741	81.6		2:48.331	
4	1:04.375	60.8	1:44.741	85.4	38.544	61.2		3:27.660		9	52.602	95.6	1:24.772	105.0	30.983	78.8		2:48.357	
5	1:18.241	29.6	1:50.195	98.8	33.932	79.0		3:42.368		10									

44 Gareth Burnett (B)										Porsche 356 Pre-A									
lap	Sect-1	Speed	Sect-2	Speed	Sect-3	Speed	TopSpeed	laptme	pit	lap	Sect-1	Speed	Sect-2	Speed	Sect-3	Speed	Topspeed	laptme	pit
1	52.002	104.4	1:25.642		30.983	81.6		2:48.627		6	52.008	110.9	1:23.434		31.675	80.2		2:47.117	
2	50.211	112.0	1:22.813		31.433	81.1		2:44.457		7	50.295	110.9	1:22.647	111.8	30.522	82.0		2:43.464	
3	50.474	112.6	1:21.761		30.930	80.9		2:43.165		8	51.063	109.8	1:22.556		31.129	80.7		2:44.748	
4	1:14.831	56.3	4:55.334		38.805	63.2		6:48.970	P	9	50.143	110.4	1:22.083		30.728	81.1		2:42.954	
5	1:04.937	71.4	1:49.172	70.4	36.582	77.2		3:30.691		10									

46 Ant Anstead (A)										Lotus Elite									
lap	Sect-1	Speed	Sect-2	Speed	Sect-3	Speed	TopSpeed	laptme	pit	lap	Sect-1	Speed	Sect-2	Speed	Sect-3	Speed	Topspeed	laptme	pit
1	1:03.400	81.0	1:41.379	89.8	38.159	65.6		3:22.938		4	1:37.528	46.1	5:46.715	73.2	40.743	61.7		8:04.986	P
2	1:03.180	87.0	1:52.670	79.7	39.719	62.0		3:35.569		5	1:05.650	81.9	1:40.968	89.2	40.487	63.5		3:27.105	
3	1:08.854	34.7	2:47.258	37.6	58.252	52.2		4:54.364		6									



Session Start: 12:32:24 - Finish: 13:02:27  
Weather/Track Conditions: Bright / Dry  
Circuit: Silverstone Historic Grand Prix  
Track Length: 5.857 Km - 3.6394 miles







# Silverstone Classic - 29 - 31 Jul 2016

## RAC Tourist Trophy for Historic Cars (Pre '63 GT)

### Qualifying for Race 3 - Sector Analysis

110 Hadfield-Friedrichs (B)									Elva Courier											
lap	Sect-1	Speed	Sect-2	Speed	Sect-3	Speed	TopSpeed	laptime	pit	lap	Sect-1	Speed	Sect-2	Speed	Sect-3	Speed	Topspeed	laptime	pit	
1	55.886	89.8	1:38.187	73.0	37.825	68.2		3:11.898		3	1:04.760	73.6	1:43.199	69.5	43.139	64.0			3:31.098	
2	1:12.403	62.4	5:16.411	72.9	41.409	68.9		7:10.223	P	4										

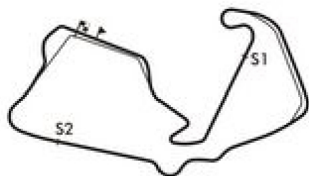
121 Glynn Allen (C)									Aston Martin DB2 Lightweight Le Mans											
lap	Sect-1	Speed	Sect-2	Speed	Sect-3	Speed	TopSpeed	laptime	pit	lap	Sect-1	Speed	Sect-2	Speed	Sect-3	Speed	Topspeed	laptime	pit	
1	55.046	80.7	1:30.589	106.0	32.911	75.7		2:58.546		5	1:01.885	79.1	1:45.413	70.3	39.056	67.1			3:26.354	
2	55.615	81.7	1:28.709	107.0	32.630	76.3		2:56.954		6	55.171	98.8	1:29.282	105.7	32.790	77.0			2:57.243	
3	53.752	101.7	1:32.278	87.3	39.338	63.9		3:05.368		7	53.935	101.5	1:27.839	105.0	33.131	76.3			2:54.905	
4	1:06.378	75.5	3:38.274	84.2	38.982	64.2		5:23.634	P	8	54.628	102.1	1:28.517	106.0	32.621	73.3			2:55.766	

144 Christopher Wilks (B)									MG MGA Twin Cam											
lap	Sect-1	Speed	Sect-2	Speed	Sect-3	Speed	TopSpeed	laptime	pit	lap	Sect-1	Speed	Sect-2	Speed	Sect-3	Speed	Topspeed	laptime	pit	
1	1:06.638	81.7	1:41.060	97.0	38.274	68.8		3:25.972		5	1:14.579	36.5	1:54.648	92.4	40.423	67.4			3:49.650	
2	1:00.891	78.9	1:39.999	98.4	36.643	69.7		3:17.533		6	1:00.207	91.7	1:37.262	100.8	36.268	70.1			3:13.737	
3	59.558	83.3	1:48.319	76.1	42.498	59.0		3:30.375		7	59.008	94.4	1:34.542	99.1	37.958	65.0			3:11.508	
4	1:12.572	66.8	1:45.434	90.2	39.708	61.8		3:37.714		8	59.078	92.7	1:34.820	100.0	37.991	65.7			3:11.889	

149 Woodgate-Greaves (C)									Aston Martin DB Mk3											
lap	Sect-1	Speed	Sect-2	Speed	Sect-3	Speed	TopSpeed	laptime	pit	lap	Sect-1	Speed	Sect-2	Speed	Sect-3	Speed	Topspeed	laptime	pit	
1	55.232	88.8	1:29.907	109.5	32.992	76.2		2:58.131		5	1:15.524	32.5	1:53.489	100.5	35.345	74.0			3:44.358	
2	54.843	77.2	1:29.795	107.9	32.569	78.0		2:57.207		6	56.469	96.1	1:30.440	102.0	34.104	77.7			3:01.013	
3	54.271	96.1	3:13.723	99.9	36.485	72.7		4:44.479	P	7	56.365	92.9	1:31.420	102.5	33.840	76.3			3:01.625	
4	1:03.796	65.2	1:44.729	91.4	39.064	60.7		3:27.589		8	56.139	94.7	1:30.277	102.9	33.295	78.0			2:59.711	

177 Davison B-Davison J (A)									Lotus Elite											
lap	Sect-1	Speed	Sect-2	Speed	Sect-3	Speed	TopSpeed	laptime	pit	lap	Sect-1	Speed	Sect-2	Speed	Sect-3	Speed	Topspeed	laptime	pit	
1	55.626	89.1	1:29.390	106.5	33.167	73.9		2:58.183		6	51.617	103.2	1:22.680	109.5	31.461	78.6			2:45.758	
2	54.404	101.8	1:27.531	107.4	32.277	77.6		2:54.212		7	53.149	104.2	1:23.896	107.9	30.287	79.8			2:47.332	
3	55.299	101.5	1:27.524	106.9	32.885	76.9		2:55.708		8	51.683	102.1	1:22.995	107.5	30.560	77.9			2:45.238	
4	1:08.454	55.3	4:03.736	101.5	35.396	57.6		5:47.586	P	9	52.736	102.3	1:22.335	109.3	29.765	81.5			2:44.836	
5	1:25.124	30.1	1:54.419	103.9	31.114	80.3		3:50.657		10										

207 Harris-Wilmoth (C)									Austin Healey 3000 Mk1											
lap	Sect-1	Speed	Sect-2	Speed	Sect-3	Speed	TopSpeed	laptime	pit	lap	Sect-1	Speed	Sect-2	Speed	Sect-3	Speed	Topspeed	laptime	pit	
1	52.627	96.7	1:22.764	120.5	30.544	83.2		2:45.935		3	51.096	105.4	1:19.835	122.0	30.945	68.1			2:41.876	
2	51.651	107.9	1:20.252	121.8	30.483	84.9		2:42.386		4										



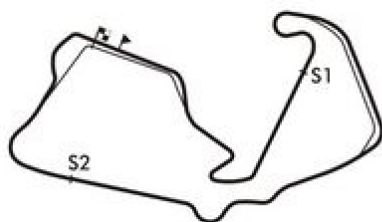
**Session Start: 12:32:24 - Finish: 13:02:27**  
**Weather/Track Conditions: Bright / Dry**  
**Circuit: Silverstone Historic Grand Prix**  
**Track Length: 5.857 Km - 3.6394 miles**

# Silverstone Classic - 29 - 31 Jul 2016

## RAC Tourist Trophy for Historic Cars (Pre '63 GT)

### Qualifying for Race 3 - Best Sector Times

POS	NO	DRIVER/S	Sector 1			Sector 2			Sector 3			IDEAL LAP	BEST LAP	On
			TIME	LAP	POS	TIME	LAP	POS	TIME	LAP	POS			
1	1	Friedrichs-Hadfield	47.349	9	2	1:15.939	8	1	28.353	7	1	2:31.641	<b>2:32.717</b>	7
2	16	Halusa M-Halusa L	47.825	8	4	1:16.308	8	2	28.958	8	3	2:33.091	<b>2:33.091</b>	8
3	86	Till Bechtolsheimer	47.141	9	1	1:16.866	7	3	29.640	2	9	2:33.647	<b>2:34.341</b>	9
4	65	Hunt-Blakeney-Edwards	47.623	9	3	1:17.571	7	4	29.014	9	4	2:34.208	<b>2:34.693</b>	9
5	73	Cottingham-Smith	47.872	2	5	1:18.053	2	7	29.115	7	5	2:35.040	<b>2:35.287</b>	2
6	55	Melling-Hall	48.345	9	6	1:17.675	9	5	28.879	8	2	2:34.899	<b>2:35.315</b>	9
7	21	Le Blanc-Greensall	48.549	2	7	1:17.913	2	6	29.135	2	6	2:35.597	<b>2:35.597</b>	2
8	6	Shuckburgh-Haddon	48.767	7	8	1:18.253	7	8	29.881	6	15	2:36.901	<b>2:37.257</b>	7
9	38	Young Jo-Young Ja	48.926	2	9	1:19.133	3	10	29.231	2	7	2:37.290	<b>2:37.353</b>	2
10	66	Wood B-Wood T	49.592	2	10	1:19.016	2	9	29.820	3	13	2:38.428	<b>2:38.493</b>	2
11	70	Kremer D-Kremer G	49.962	8	13	1:20.089	3	13	29.429	8	8	2:39.480	<b>2:40.301</b>	8
12	84	Clark-McKinnon	50.044	9	14	1:20.566	9	14	30.239	9	19	2:40.849	<b>2:40.849</b>	9
13	23	Peter Stöhrmann Jnr	50.319	7	17	1:20.701	7	15	29.899	7	16	2:40.919	<b>2:40.919</b>	7
14	207	Harris-Wilmoth	51.096	3	22	1:19.835	3	11	30.483	2	22	2:41.414	<b>2:41.876</b>	3
15	22	Miller-Goble	50.275	8	16	1:20.068	7	12	31.211	6	33	2:41.554	<b>2:42.221</b>	7
16	82	Bob Binfeld	49.951	8	12	1:21.222	8	17	31.060	8	32	2:42.233	<b>2:42.233</b>	8
17	44	Gareth Burnett	50.143	9	15	1:21.761	3	21	30.522	7	25	2:42.426	<b>2:42.954</b>	9
18	57	Mason Franchitti-Knill-Jones	50.815	3	19	1:21.685	6	20	30.537	7	26	2:43.037	<b>2:43.300</b>	6
19	28	Michael Gans	51.091	9	21	1:21.525	8	18	29.656	8	10	2:42.272	<b>2:43.418</b>	8
20	49	Beaumont-Middlehurst	51.669	9	29	1:22.033	9	23	30.160	9	18	2:43.862	<b>2:43.862</b>	9
21	7	Naismith N-Naismith H	49.811	5	11	1:21.577	2	19	30.421	2	21	2:41.809	<b>2:44.125</b>	2
22	13	Wilson-Wolfe	51.446	7	23	1:22.051	9	24	29.804	6	12	2:43.301	<b>2:44.545</b>	9
23	15	John Burton	50.652	8	18	1:21.110	7	16	30.488	6	23	2:42.250	<b>2:44.824</b>	7
24	177	Davison B-Davison J	51.617	6	25	1:22.335	9	28	29.765	9	11	2:43.717	<b>2:44.836</b>	9
25	68	Drabble S-Drabble A	51.013	7	20	1:22.202	8	25	30.508	8	24	2:43.723	<b>2:45.157</b>	8
26	90	Halstead-McPherson	51.642	3	26	1:22.961	2	29	29.987	3	17	2:44.590	<b>2:45.225</b>	3
27	79	Bianchi T-Bianchi P	51.667	3	28	1:22.000	2	22	31.371	2	34	2:45.038	<b>2:45.403</b>	3
28	71	John Harper	51.900	3	32	1:22.329	2	27	30.913	2	31	2:45.142	<b>2:45.520</b>	2
29	17	Milner-Gedda	51.707	2	30	1:23.214	2	30	32.050	2	39	2:46.971	<b>2:46.971</b>	2
30	14	Paul Garside	52.336	8	36	1:23.725	7	33	30.813	8	30	2:46.874	<b>2:47.021</b>	8
31	42	Michael Birch	52.498	8	38	1:23.519	7	31	30.622	7	27	2:46.639	<b>2:47.064</b>	7
32	59	King-Plant	51.739	8	31	1:22.275	6	26	30.711	6	28	2:44.725	<b>2:47.293</b>	6
33	60	Katarina Kyvalova	52.076	6	34	1:23.657	9	32	31.633	9	36	2:47.366	<b>2:47.403</b>	9
34	26	Mark Ellis	51.965	7	33	1:24.040	7	36	31.531	7	35	2:47.536	<b>2:47.536</b>	7
35	97	Atkins-Stirling	52.255	3	35	1:24.140	2	37	30.365	2	20	2:46.760	<b>2:48.495</b>	2
36	91	Bilderbeck-Wood	52.766	2	39	1:25.816	2	40	30.751	2	29	2:49.333	<b>2:49.333</b>	2
37	58	Marc Gordon	52.776	9	40	1:24.863	7	38	31.639	8	37	2:49.278	<b>2:49.696</b>	9
38	20	O'Shea-Hall	51.655	2	27	1:24.006	3	35	32.460	1	41	2:48.121	<b>2:49.817</b>	2
39	96	Bentley-Wilson	51.508	3	24	1:24.896	9	39	29.877	9	14	2:46.281	<b>2:50.127</b>	7
40	75	Müller U-Müller A	52.439	2	37	1:23.929	1	34	32.949	1	45	2:49.317	<b>2:50.971</b>	1
41	53	Bason-Green	52.987	9	41	1:25.964	8	41	31.944	9	38	2:50.895	<b>2:51.609</b>	9
42	10	Charles Clegg	53.198	7	42	1:27.453	7	44	32.739	7	44	2:53.390	<b>2:53.390</b>	7
43	121	Glynn Allen	53.752	3	44	1:27.839	7	46	32.621	8	43	2:54.212	<b>2:54.905</b>	7
44	77	Ken Prichard Jones	54.739	7	47	1:26.569	6	43	33.751	6	50	2:55.059	<b>2:55.148</b>	6



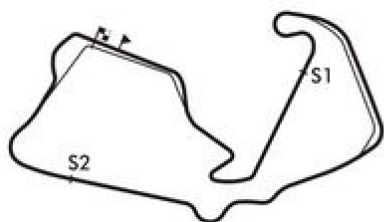
**Session Start: 12:32:24 - Finish: 13:02:27**  
**Weather/Track Conditions: Bright / Dry**  
**Circuit: Silverstone Historic Grand Prix**  
**Track Length: 5.857 Km - 3.6394 miles**

# Silverstone Classic - 29 - 31 Jul 2016

## RAC Tourist Trophy for Historic Cars (Pre '63 GT)

### Qualifying for Race 3 - Best Sector Times

POS	NO	DRIVER/S	Sector 1			Sector 2			Sector 3			IDEAL LAP	BEST LAP	On
			TIME	LAP	POS	TIME	LAP	POS	TIME	LAP	POS			
45	50	Dutton-Chudecki	55.391	2	48	1:25.990	2	42	33.668	1	49	2:55.049	<b>2:55.340</b>	<b>2</b>
46	29	James-Draper	53.673	3	43	1:27.651	5	45	32.088	5	40	2:53.412	<b>2:57.167</b>	<b>5</b>
47	149	Woodgate-Greaves	54.271	3	45	1:29.795	2	49	32.569	2	42	2:56.635	<b>2:57.207</b>	<b>2</b>
48	5	Tom Pead	54.735	8	46	1:28.412	7	47	33.986	7	51	2:57.133	<b>2:57.522</b>	<b>7</b>
49	31	Vandyk-Daniell	56.437	8	50	1:30.992	8	50	32.964	8	46	3:00.393	<b>3:00.393</b>	<b>8</b>
50	33	Peter Adams	57.370	7	51	1:29.306	7	48	33.611	8	47	3:00.287	<b>3:00.822</b>	<b>7</b>
51	144	Christopher Wilks	59.008	7	52	1:34.542	7	51	36.268	6	52	3:09.818	<b>3:11.508</b>	<b>7</b>
52	110	Hadfield-Friedrichs	55.886	1	49	1:38.187	1	53	33.639	0	48	3:07.712	<b>3:11.898</b>	<b>1</b>
53	18	Weston-Sutcliffe	59.486	7	53	1:35.136	6	52	36.745	7	53	3:11.367	<b>3:12.117</b>	<b>6</b>
54	46	Ant Anstead	1:03.180	2	54	1:40.968	5	55	38.159	1	54	3:22.307	<b>3:22.938</b>	<b>1</b>
55	63	McGlone-Clegg	1:06.613	2	55	1:40.121	2	54	40.168	1	55	3:26.902	<b>3:29.751</b>	<b>2</b>



**Session Start: 12:32:24 - Finish: 13:02:27**  
**Weather/Track Conditions: Bright / Dry**  
**Circuit: Silverstone Historic Grand Prix**  
**Track Length: 5.857 Km - 3.6394 miles**

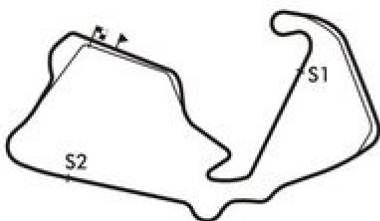


# Silverstone Classic - 29 - 31 Jul 2016

## RAC Tourist Trophy for Historic Cars (Pre '63 GT)

### Qualifying for Race 3 - Best Sector Speeds

	NO	SECTOR 1	MPH	NO	SECTOR 2	MPH	NO	SECTOR 3	MPH
1	65	Hunt-Blakeney-Edwards	123.6	86	Till Bechtolsheimer	136.1	86	Till Bechtolsheimer	90.3
2	1	Friedrichs-Hadfield	123.1	1	Friedrichs-Hadfield	133.9	1	Friedrichs-Hadfield	89.7
3	86	Till Bechtolsheimer	122.9	65	Hunt-Blakeney-Edwards	129.6	16	Halusa M-Halusa L	88.4
4	73	Cottingham-Smith	121.4	6	Shuckburgh-Haddon	129.3	55	Melling-Hall	88.2
5	16	Halusa M-Halusa L	121.1	66	Wood B-Wood T	129.3	65	Hunt-Blakeney-Edwards	87.8
6	6	Shuckburgh-Haddon	119.6	16	Halusa M-Halusa L	129.1	38	Young Jo-Young Ja	87.4
7	66	Wood B-Wood T	117.3	73	Cottingham-Smith	129.1	21	Le Blanc-Greensall	87.3
8	21	Le Blanc-Greensall	115.7	84	Clark-McKinnon	128.1	73	Cottingham-Smith	87.0
9	55	Melling-Hall	114.7	38	Young Jo-Young Ja	127.6	6	Shuckburgh-Haddon	86.7
10	22	Miller-Goble	113.9	55	Melling-Hall	127.3	70	Kremer D-Kremer G	85.4
11	38	Young Jo-Young Ja	112.6	22	Miller-Goble	126.4	84	Clark-McKinnon	85.4
12	44	Gareth Burnett	112.6	17	Milner-Gedda	124.7	207	Harris-Wilmoth	84.9
13	20	O'Shea-Hall	111.5	7	Naismith N-Naismith H	124.0	66	Wood B-Wood T	84.7
14	57	Mason	111.5	82	Bob Binfield	123.6	82	Bob Binfield	84.1
15	82	Bob Binfield	111.3	21	Le Blanc-Greensall	123.4	23	Peter Stöhrmann Jnr	83.8
16	79	Bianchi T-Bianchi P	110.0	207	Harris-Wilmoth	122.0	57	Mason Franchitti-Knill-Jones	83.5
17	17	Milner-Gedda	109.7	71	John Harper	119.4	7	Naismith N-Naismith H	83.2
18	70	Kremer D-Kremer G	109.7	57	Mason Franchitti-Knill-Jones	117.7	75	Müller U-Müller A	83.2
19	84	Clark-McKinnon	109.7	15	John Burton	117.3	49	Beaumont-Middlehurst	83.1
20	23	Peter Stöhrmann Jnr	109.3	79	Bianchi T-Bianchi P	117.3	22	Miller-Goble	83.0
21	7	Naismith N-Naismith H	109.1	70	Kremer D-Kremer G	116.7	60	Katarina Kyvalova	82.6
22	15	John Burton	109.1	58	Marc Gordon	116.3	28	Michael Gans	82.4
23	90	Halstead-McPherson	109.1	20	O'Shea-Hall	115.9	96	Bentley-Wilson	82.3
24	68	Drabble S-Drabble A	108.9	68	Drabble S-Drabble A	115.5	15	John Burton	82.2
25	207	Harris-Wilmoth	107.9	23	Peter Stöhrmann Jnr	115.1	14	Paul Garside	82.0
26	58	Marc Gordon	107.5	90	Halstead-McPherson	113.7	44	Gareth Burnett	82.0
27	96	Bentley-Wilson	107.2	14	Paul Garside	112.4	13	Wilson-Wolfe	81.6
28	26	Mark Ellis	106.4	60	Katarina Kyvalova	112.4	42	Michael Birch	81.6
29	14	Paul Garside	105.8	75	Müller U-Müller A	112.0	68	Drabble S-Drabble A	81.6
30	49	Beaumont-Middlehurst	105.5	44	Gareth Burnett	111.8	90	Halstead-McPherson	81.6
31	59	King-Plant	104.4	49	Beaumont-Middlehurst	110.6	79	Bianchi T-Bianchi P	81.5
32	177	Davison B-Davison J	104.2	59	King-Plant	110.6	177	Davison B-Davison J	81.5
33	18	Weston-Sutcliffe	104.0	5	Tom Pead	110.0	20	O'Shea-Hall	81.0
34	97	Atkins-Stirling	103.7	26	Mark Ellis	110.0	26	Mark Ellis	80.8
35	53	Bason-Green	103.2	28	Michael Gans	109.8	91	Bilderbeck-Wood	80.7
36	28	Michael Gans	102.8	53	Bason-Green	109.5	59	King-Plant	80.6
37	121	Glynn Allen	102.1	149	Woodgate-Greaves	109.5	97	Atkins-Stirling	80.6
38	13	Wilson-Wolfe	101.7	177	Davison B-Davison J	109.5	10	Charles Clegg	80.4
39	77	Ken Prichard Jones	101.5	50	Dutton-Chudecki	108.4	58	Marc Gordon	79.9
40	50	Dutton-Chudecki	101.4	77	Ken Prichard Jones	108.4	17	Milner-Gedda	79.7



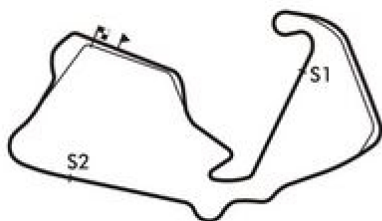
**Session Start: 12:32:24 - Finish: 13:02:27**  
**Weather/Track Conditions: Bright / Dry**  
**Circuit: Silverstone Historic Grand Prix**  
**Track Length: 5.857 Km - 3.6394 miles**

# Silverstone Classic - 29 - 31 Jul 2016

## RAC Tourist Trophy for Historic Cars (Pre '63 GT)

### Qualifying for Race 3 - Best Sector Speeds

41	91	Bilderbeck-Wood	101.4	13	Wilson-Wolfe	108.1	71	John Harper	79.4
42	60	Katarina Kyvalova	101.1	97	Atkins-Stirling	107.5	50	Dutton-Chudecki	79.0
43	29	James-Draper	100.5	29	James-Draper	107.4	53	Bason-Green	78.4
44	5	Tom Pead	100.3	121	Glynn Allen	107.0	77	Ken Prichard Jones	78.4
45	42	Michael Birch	99.9	91	Bilderbeck-Wood	106.7	149	Woodgate-Greaves	78.0
46	71	John Harper	98.5	42	Michael Birch	105.4	29	James-Draper	77.2
47	10	Charles Clegg	97.4	10	Charles Clegg	104.9	121	Glynn Allen	77.0
48	31	Vandyk-Daniell	97.1	144	Christopher Wilks	100.8	5	Tom Pead	76.0
49	33	Peter Adams	96.4	33	Peter Adams	100.6	110	Hadfield-Friedrichs	75.0
50	149	Woodgate-Greaves	96.1	96	Bentley-Wilson	100.5	31	Vandyk-Daniell	74.5
51	144	Christopher Wilks	94.4	110	Hadfield-Friedrichs	98.0	33	Peter Adams	74.1
52	75	Müller U-Müller A	90.7	31	Vandyk-Daniell	97.4	144	Christopher Wilks	70.1
53	110	Hadfield-Friedrichs	89.8	18	Weston-Sutcliffe	96.6	18	Weston-Sutcliffe	69.9
54	46	Ant Anstead	89.2	63	McGlone-Clegg	94.7	63	McGlone-Clegg	65.9
55	63	McGlone-Clegg	83.6	46	Ant Anstead	89.8	46	Ant Anstead	65.6
56	74	Wrigley Mi-Wrigley Ma	0.0	74	Wrigley Mi-Wrigley Ma	0.0	74	Wrigley Mi-Wrigley Ma	0.0



**Session Start: 12:32:24 - Finish: 13:02:27**  
**Weather/Track Conditions: Bright / Dry**  
**Circuit: Silverstone Historic Grand Prix**  
**Track Length: 5.857 Km - 3.6394 miles**



**Silverstone Classic - 29 - 31 Jul 2016**

**RAC Tourist Trophy for Historic Cars (Pre '63 GT)**

**Race 3 - Starting Grid**

Sheet No:

Start Time : 10:50 - Heat Duration : 50 Minutes

28	55	<b>63</b> McGlone-Clegg	
27	53	<b>18</b> Weston-Sutcliffe	54 <b>46</b> Ant Anstead
26	51	<b>144</b> Christopher Wilks	52 <b>110</b> Hadfield-Friedrichs
25	49	<b>31</b> Vandyk-Daniell	50 <b>33</b> Peter Adams
24	47	<b>149</b> Woodgate-Greaves	48 <b>5</b> Tom Pead
23	45	<b>50</b> Dutton-Chudecki	46 <b>29</b> James-Draper
22	43	<b>121</b> Glynn Allen	44 <b>77</b> Ken Prichard Jones
21	41	<b>53</b> Bason-Green	42 <b>10</b> Charles Clegg
20	39	<b>96</b> Bentley-Wilson	40 <b>75</b> Müller U-Müller A
19	37	<b>58</b> Marc Gordon	38 <b>20</b> O'Shea-Hall
18	35	<b>97</b> Atkins-Stirling	36 <b>91</b> Bilderbeck-Wood
17	33	<b>60</b> Katarina Kyvalova	34 <b>26</b> Mark Ellis
16	31	<b>42</b> Michael Birch	32 <b>59</b> King-Plant
15	29	<b>17</b> Milner-Gedda	30 <b>14</b> Paul Garside
14	27	<b>79</b> Bianchi T-Bianchi P	28 <b>71</b> John Harper
13	25	<b>68</b> Drabble S-Drabble A	26 <b>90</b> Halstead-McPherson
12	23	<b>15</b> John Burton	24 <b>177</b> Davison B-Davison J

These results are provisional until the conclusion of any judicial and technical matters.

Circuit: Silverstone Historic Grand Prix  
Track Length: 5.857 Km - 3.6394 miles

Clerk of the Course:

Timekeeper:

Issued at:



## Silverstone Classic - 29 - 31 Jul 2016

### RAC Tourist Trophy for Historic Cars (Pre '63 GT)

#### Race 3 - Starting Grid

Sheet No:

Start Time : 10:50 - Heat Duration : 50 Minutes

11	21	<b>7</b> Naismith N-Naismith H	22	<b>13</b> Wilson-Wolfe
10	19	<b>28</b> Michael Gans	20	<b>49</b> Beaumont-Middlehurst
9	17	<b>44</b> Gareth Burnett	18	<b>57</b> Mason Franchitti-Knill-Jones
8	15	<b>22</b> Miller-Goble	16	<b>82</b> Bob Binfield
7	13	<b>23</b> Peter Stöhrmann Jnr	14	<b>207</b> Harris-Wilmoth
6	11	<b>70</b> Kremer D-Kremer G	12	<b>84</b> Clark-McKinnon
5	9	<b>38</b> Young Jo-Young Ja	10	<b>66</b> Wood B-Wood T
4	7	<b>21</b> Le Blanc-Greensall	8	<b>6</b> Shuckburgh-Haddon
3	5	<b>73</b> Cottingham-Smith	6	<b>55</b> Melling-Hall
2	3	<b>86</b> Till Bechtolsheimer	4	<b>65</b> Hunt-Blakeney-Edwards
1	1	<b>1</b> Friedrichs-Hadfield	2	<b>16</b> Halusa M-Halusa L

Pole Right



These results are provisional until the conclusion of any judicial and technical matters.

Circuit: Silverstone Historic Grand Prix  
Track Length: 5.857 Km - 3.6394 miles

Clerk of the Course:

Timekeeper:

Issued at:



## Silverstone Classic - 29 - 31 Jul 2016

### FIA Masters Historic Formula One Qualifying for Race 5 - Provisional Classification

Sheet No:

POS	NO	DRIVER/S	NAT	CLASS	CLASS POS	CAR MAKE / MODEL	TIME	ON	LAPS	GAP	DIFF	MPH
1	6	Nick Padmore	GB	HEA	1	Williams FW07C	1:51.711	3	9			117.28
2	11	Gregory Thornton	GB	HEA	2	Lotus 91/5	1:52.349	3	7	0.638	0.638	116.62
3	44	Martin Stretton	GB	LAU	1	Tyrrell 012	1:52.707	8	9	0.996	0.358	116.25
4	5	Ollie Hancock	GB	FIT	1	Fittipaldi F5A	1:53.891	5	8	2.180	1.184	115.04
5	27	Mike Wrigley	GB	HEA	3	Williams FW07D	1:53.894	8	8	2.183	0.003	115.03
6	37	Christophe D'Ansembourg	BE	HEA	4	Williams FW07/C	1:53.965	5	10	2.254	0.071	114.96
7	70	Loic Deman	BE	HEA	5	Tyrrell 010	1:54.043	3	6	2.332	0.078	114.88
8	31	Steve Hartley	GB	HEA	6	Arrows A4	1:54.270	5	10	2.559	0.227	114.66
9	14	Simon Fish	GB	HEA	7	Ensign N180	1:54.341	3	10	2.630	0.071	114.58
10	34	Mike Cantillon	GB	INV	1	Tyrrell 010	1:54.902	7	9	3.191	0.561	114.03
11	8	Rob Hall	GB	HEA	8	Ligier JS/17	1:55.877	4	7	4.166	0.975	113.07
12	4	Joaquin Folch-Rusiñol	ES	HEA	9	Brabham BT49C	1:57.020	5	10	5.309	1.143	111.96
13	48	Bill Coombs	GB	FIT	2	March 761	1:57.698	7	9	5.987	0.678	111.32
14	32	Philip Hall	GB	FIT	3	Theodore TR1	1:59.529	5	9	7.818	1.831	109.61
15	97	Jamie Constable	GB	FIT	4	Shadow DN8	1:59.810	6	10	8.099	0.281	109.35
16	21	Derek Jones	US	FIT	5	Hesketh 308C	2:00.704	8	9	8.993	0.894	108.54
17	88	Max Smith-Hilliard	GB	STE	1	Surtees TS9B	2:00.934	7	9	9.223	0.230	108.34
18	66	Tommy Dreelan	IE	HEA	10	Williams FW08	2:01.581	5	8	9.870	0.647	107.76
19	30	David Abbott	GB	HEA	11	Arrows A4	2:01.833	5	6	10.122	0.252	107.54
20	36	Alexander Furiani	IT	FIT	6	Surtees TS20	2:02.101	5	9	10.390	0.268	107.30
21	61	Jason Wright	IT	FIT	7	Shadow DN8	2:03.088	7	10	11.377	0.987	106.44
22	82	Chris Drake	GB	FIT	8	Penske PC3	2:03.936	10	10	12.225	0.848	105.71
23	22	James Hagan	IE	FIT	9	Hesketh 308/1	2:05.311	9	9	13.600	1.375	104.55
24	33	John Delane	US	STE	2	Tyrrell 001	2:07.684	6	9	15.973	2.373	102.61
25	28	Doug Mockett	US	FIT	10	Penske PC4	2:10.153	4	9	18.442	2.469	100.66
26	39	Marc Devis	BE	FIT	11	Maki F101	2:10.554	8	9	18.843	0.401	100.35
27	177	Christian Perrier	FR	INV	2	ATS HS01	2:12.266	9	9	20.555	1.712	99.06
28	15	Michel Baudoin	FR	FIT	12	Hesketh 308E	2:12.561	8	8	20.850	0.295	98.84
29	9	Judy Lyons	GB	STE	3	Surtees TS9	2:57.325	1	3	1:05.6	44.764	73.89

Car 9 requires a working transponder.

Session Start: 14:25:25 - Finish: 14:45:27  
Weather/Track Conditions: Cloud / Dry  
Circuit: Silverstone Historic Grand Prix  
Track Length: 5.857 Km - 3.6394 miles

These results are provisional until the conclusion of any judicial and technical matters.

Clerk of the Course:

Bernard Cottrell

Timekeeper:

Issued at:



## Silverstone Classic - 29 - 31 Jul 2016

### FIA Masters Historic Formula One Qualifying for Race 5 - Final Classification

Sheet No:

POS	NO	DRIVER/S	NAT	CLASS	CLASS POS	CAR MAKE / MODEL	TIME	ON	LAPS	GAP	DIFF	MPH
1	6	Nick Padmore	GB	HEA	1	Williams FW07C	1:51.711	3	9			117.28
2	11	Gregory Thornton	GB	HEA	2	Lotus 91/5	1:52.349	3	7	0.638	0.638	116.62
3	44	Martin Stretton	GB	LAU	1	Tyrrell 012	1:52.707	8	9	0.996	0.358	116.25
4	5	Ollie Hancock	GB	FIT	1	Fittipaldi F5A	1:53.891	5	8	2.180	1.184	115.04
5	27	Mike Wrigley	GB	HEA	3	Williams FW07D	1:53.894	8	8	2.183	0.003	115.03
6	37	Christophe D'Ansembourg	BE	HEA	4	Williams FW07/C	1:53.965	5	10	2.254	0.071	114.96
7	70	Loic Deman	BE	HEA	5	Tyrrell 010	1:54.043	3	6	2.332	0.078	114.88
8	31	Steve Hartley	GB	HEA	6	Arrows A4	1:54.270	5	10	2.559	0.227	114.66
9	14	Simon Fish	GB	HEA	7	Ensign N180	1:54.341	3	10	2.630	0.071	114.58
10	34	Mike Cantillon	GB	INV	1	Tyrrell 010	1:54.902	7	9	3.191	0.561	114.03
11	8	Rob Hall	GB	HEA	8	Ligier JS/17	1:55.877	4	7	4.166	0.975	113.07
12	4	Joaquin Folch-Rusinol	ES	HEA	9	Brabham BT49C	1:57.020	5	10	5.309	1.143	111.96
13	48	Bill Coombs	GB	FIT	2	March 761	1:57.698	7	9	5.987	0.678	111.32
14	32	Philip Hall	GB	FIT	3	Theodore TR1	1:59.529	5	9	7.818	1.831	109.61
15	97	Jamie Constable	GB	FIT	4	Shadow DN8	1:59.810	6	10	8.099	0.281	109.35
16	21	Derek Jones	US	FIT	5	Hesketh 308C	2:00.704	8	9	8.993	0.894	108.54
17	88	Max Smith-Hilliard	GB	STE	1	Surtees TS9B	2:00.934	7	9	9.223	0.230	108.34
18	66	Tommy Dreelan	IE	HEA	10	Williams FW08	2:01.581	5	8	9.870	0.647	107.76
19	30	David Abbott	GB	HEA	11	Arrows A4	2:01.833	5	6	10.122	0.252	107.54
20	36	Alexander Furiani	IT	FIT	6	Surtees TS20	2:02.101	5	9	10.390	0.268	107.30
21	61	Jason Wright	IT	FIT	7	Shadow DN8	2:03.088	7	10	11.377	0.987	106.44
22	82	Chris Drake	GB	FIT	8	Penske PC3	2:03.936	10	10	12.225	0.848	105.71
23	22	James Hagan	IE	FIT	9	Hesketh 308/1	2:05.311	9	9	13.600	1.375	104.55
24	33	John Delane	US	STE	2	Tyrrell 001	2:07.684	6	9	15.973	2.373	102.61
25	28	Doug Mockett	US	FIT	10	Penske PC4	2:10.153	4	9	18.442	2.469	100.66
26	39	Marc Devis	BE	FIT	11	Maki F101	2:10.554	8	9	18.843	0.401	100.35
27	177	Christian Perrier	FR	INV	2	ATS HS01	2:12.266	9	9	20.555	1.712	99.06
28	15	Michel Baudoin	FR	FIT	12	Hesketh 308E	2:12.561	8	8	20.850	0.295	98.84
29	9	Judy Lyons	GB	STE	3	Surtees TS9	2:57.325	1	3	1:05.6	44.764	73.89

Car 9 requires a working transponder.

*Session Start: 14:25:25 - Finish: 14:45:27*  
*Weather/Track Conditions: Cloud / Dry*  
*Circuit: Silverstone Historic Grand Prix*  
*Track Length: 5.857 Km - 3.6394 miles*

These results are provisional until the conclusion of any judicial and technical matters.		
Steward: John Naylor	Steward: Jan Mienkinsky	Steward: Rod Parkin

# Silverstone Classic - 29 - 31 Jul 2016

## FIA Masters Historic Formula One Qualifying for Race 5 - Sector Analysis

4 Joaquin Folch-Rusiñol (HEA)									Brabham BT49C								
lap	Sect-1	Speed	Sect-2	Speed	Sect-3	Speed	TopSpeed	laptime pit	lap	Sect-1	Speed	Sect-2	Speed	Sect-3	Speed	Topspeed	laptime pit
1	Out	131.1	1:05.059	157.5	23.435	115.1		2:08.279	6	36.600	156.4	58.654	160.2	22.376	116.9		1:57.630
2	36.854	151.8	1:00.041	159.4	23.139	115.7		2:00.034	7	36.425	155.7	58.369	162.1	22.738	117.5		1:57.532
3	37.015	154.3	58.734	159.4	22.336	119.2		1:58.085	8	36.445	157.2	59.249	160.2	22.708	107.0		1:58.402
4	36.263	156.1	1:00.612	160.2	23.041	117.7		1:59.916	9	38.309	152.5	58.818	159.8	23.439	108.4		2:00.566
5	36.403	155.0	58.362	160.5	22.255	115.9		1:57.020	10	36.682	152.2	58.533	159.8	22.487	114.7		1:57.702

5 Ollie Hancock (FIT)									Fittipaldi F5A								
lap	Sect-1	Speed	Sect-2	Speed	Sect-3	Speed	TopSpeed	laptime pit	lap	Sect-1	Speed	Sect-2	Speed	Sect-3	Speed	Topspeed	laptime pit
1	Out	107.9	1:06.496	132.1	23.690	108.1		2:11.990	5	35.502	156.4	57.202	162.9	21.187	118.1		1:53.891
2	37.695	152.2	1:01.113	135.8	22.121	115.5		2:00.929	6	36.120	155.0	56.926	162.5	25.014	119.4		1:58.060
3	35.738	156.1	57.356	159.8	21.133	118.6		1:54.227	7	35.721	156.1	57.517	160.2	21.270	119.2		1:54.508
4	35.675	156.4	1:01.069	157.9	22.049	116.9		1:58.793	8	41.999	111.3	1:09.638	118.1				2:16.061

6 Nick Padmore (HEA)									Williams FW07C								
lap	Sect-1	Speed	Sect-2	Speed	Sect-3	Speed	TopSpeed	laptime pit	lap	Sect-1	Speed	Sect-2	Speed	Sect-3	Speed	Topspeed	laptime pit
1	Out	108.1	1:05.079	140.1	22.788	114.5		2:09.654	6	34.956	152.5	59.222	139.8	21.669	122.5		1:55.847
2	37.324	149.1	58.266	151.5	21.223	124.0		1:56.813	7	35.104	151.8	56.000	156.4	20.657	114.7		1:51.761
3	34.692	151.8	55.836	156.4	21.183	114.9		1:51.711	8	35.110	152.2	59.678	145.6	21.590	122.5		1:56.378
4	35.395	150.8	56.218	155.3	21.282	124.5		1:52.895	9	34.891	152.5	1:02.971	137.5				2:04.193
5	39.477	120.1	1:04.317	131.3	21.097	124.7		2:04.891	10								

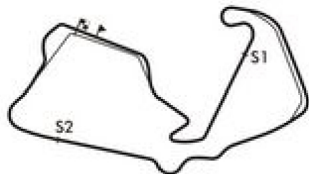
8 Rob Hall (HEA)									Ligier JS/17								
lap	Sect-1	Speed	Sect-2	Speed	Sect-3	Speed	TopSpeed	laptime pit	lap	Sect-1	Speed	Sect-2	Speed	Sect-3	Speed	Topspeed	laptime pit
1	Out	117.7	1:12.092	81.9	24.519	111.7		2:19.015	5	42.771	138.9	1:01.340	153.9				2:04.038
2	37.637	149.5	1:00.950	155.0	24.052	107.0		2:02.639	6	Out	145.3	59.987	156.4	21.801	117.3		4:28.770 P
3	37.084	150.5	58.602	156.1	21.098	118.6		1:56.784	7	36.627	149.8	1:50.590	109.7				2:51.282
4	36.054	150.1	58.925	156.4	20.898	119.6		1:55.877	8								

9 Judy Lyons (STE)									Surtees TS9								
lap	Sect-1	Speed	Sect-2	Speed	Sect-3	Speed	TopSpeed	laptime pit	lap	Sect-1	Speed	Sect-2	Speed	Sect-3	Speed	Topspeed	laptime pit
1								2:57.325	3			In		In			12:26.628 P
2								3:19.143	4								

11 Gregory Thornton (HEA)									Lotus 91/5								
lap	Sect-1	Speed	Sect-2	Speed	Sect-3	Speed	TopSpeed	laptime pit	lap	Sect-1	Speed	Sect-2	Speed	Sect-3	Speed	Topspeed	laptime pit
1	Out	140.1	1:02.472	156.1	23.196	116.7		2:02.418	5	4:39.749	135.3	57.868	159.4	21.007	118.8		5:58.624
2	36.944	151.1	58.053	158.6	20.362	124.0		1:55.359	6	36.633	152.9	57.332	160.5	21.243	118.1		1:55.208
3	35.321	154.6	56.595	158.6	20.433	118.6		1:52.349	7	36.719	153.9	57.578	160.2				2:03.443
4	36.009	155.0	56.760	160.2	20.463	113.9		1:53.232	8								

14 Simon Fish (HEA)									Ensign N180								
lap	Sect-1	Speed	Sect-2	Speed	Sect-3	Speed	TopSpeed	laptime pit	lap	Sect-1	Speed	Sect-2	Speed	Sect-3	Speed	Topspeed	laptime pit
1	Out	129.8	1:04.016	138.1	22.434	108.2		2:07.763	6	36.456	154.6	57.079	160.2	21.088	116.3		1:54.623
2	37.070	156.8	57.506	158.6	21.228	122.7		1:55.804	7	35.809	154.6	58.296	160.2	21.583	100.2		1:55.688
3	35.722	154.6	57.472	157.2	21.147	119.8		1:54.341	8	36.430	153.2	57.457	156.4	21.314	119.4		1:55.201
4	35.765	153.9	57.168	153.9	21.912	126.4		1:54.845	9	36.191	156.1	57.789	160.2	21.663	117.7		1:55.643
5	35.861	156.8	59.167	148.5	22.184	116.5		1:57.212	10	37.317	149.8	57.473	159.4	21.267	119.2		1:56.057

15 Michel Baudoin (FIT)									Hesketh 308E								
lap	Sect-1	Speed	Sect-2	Speed	Sect-3	Speed	TopSpeed	laptime pit	lap	Sect-1	Speed	Sect-2	Speed	Sect-3	Speed	Topspeed	laptime pit
1	Out	104.2	1:14.639	149.1	29.697	94.3		2:31.001	5	Out	122.5	1:08.857	145.9	27.565	100.2		4:21.143 P
2	43.260	129.6	1:07.568	149.5	26.110	103.9		2:16.938	6	42.831	136.7	1:08.474	150.1	26.816	98.3		2:18.121
3	41.431	133.9	1:06.666	151.5	26.500	101.4		2:14.597	7	44.674	128.3	1:07.510	151.8	25.922	102.8		2:18.106
4	45.189	113.4	1:11.442	137.0				2:26.855	8	41.443	132.4	1:05.161	149.5	25.957	105.0		2:12.561



**Session Start: 14:25:25 - Finish: 14:45:27**  
**Weather/Track Conditions: Cloud / Dry**  
**Circuit: Silverstone Historic Grand Prix**  
**Track Length: 5.857 Km - 3.6394 miles**







# Silverstone Classic - 29 - 31 Jul 2016

## FIA Masters Historic Formula One Qualifying for Race 5 - Sector Analysis

66 Tommy Dreelan (HEA)									Williams FW08								
lap	Sect-1	Speed	Sect-2	Speed	Sect-3	Speed	TopSpeed	laptime pit	lap	Sect-1	Speed	Sect-2	Speed	Sect-3	Speed	Topspeed	laptime pit
1	Out	116.3	1:06.131	155.0	26.033	93.9		2:13.239	5	37.953	152.9	1:00.712	158.6	22.916	107.5		2:01.581
2	39.200	151.5	1:01.723	158.6	22.844	115.5		2:03.767	6	38.308	154.3	1:01.000	159.0	22.947	113.4		2:02.255
3	38.082	152.9	1:00.637	159.0	23.204	112.8		2:01.923	7	38.548	153.6	1:01.476	157.5	23.411	112.0		2:03.435
4	38.909	152.5	1:01.664	156.8	23.277	109.3		2:03.850	8	38.656	155.0	1:01.649	155.0				2:03.742

70 Loic Deman (HEA)									Tyrrell 010								
lap	Sect-1	Speed	Sect-2	Speed	Sect-3	Speed	TopSpeed	laptime pit	lap	Sect-1	Speed	Sect-2	Speed	Sect-3	Speed	Topspeed	laptime pit
1	Out	115.3	1:04.718	158.3	21.880	114.9		2:08.256	4	35.403	155.3	57.758	160.2	21.292	118.1		1:54.453
2	36.533	153.2	56.970	159.4	29.325	113.2		2:02.828	5	35.105	157.5	58.950	160.9				1:54.529
3	36.308	155.7	56.913	160.2	20.822	118.6		1:54.043	6	Out	150.8	1:11.779	111.5	In			3:44.814 P

82 Chris Drake (FIT)									Penske PC3								
lap	Sect-1	Speed	Sect-2	Speed	Sect-3	Speed	TopSpeed	laptime pit	lap	Sect-1	Speed	Sect-2	Speed	Sect-3	Speed	Topspeed	laptime pit
1	Out	121.1	1:09.074	152.2	26.205	99.6		2:15.766	6	39.637	147.5	1:02.431	158.3	23.856	108.1		2:05.924
2	42.934	141.0	1:04.970	158.3	24.660	109.8		2:12.564	7	38.537	150.5	1:01.934	155.0	24.053	107.2		2:04.524
3	38.980	143.1	1:03.581	157.5	24.624	106.4		2:07.185	8	38.850	149.8	1:02.208	158.3	23.694	109.5		2:04.752
4	40.397	149.5	1:02.462	158.6	24.318	108.1		2:07.177	9	38.652	149.1	1:02.447	157.5	23.546	109.7		2:04.645
5	39.043	149.8	1:02.718	157.9	24.122	106.4		2:05.883	10	38.527	149.1	1:01.349	158.6	24.060	102.9		2:03.936

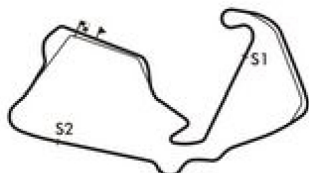
88 Max Smith-Hilliard (STE)									Surtees TS9B								
lap	Sect-1	Speed	Sect-2	Speed	Sect-3	Speed	TopSpeed	laptime pit	lap	Sect-1	Speed	Sect-2	Speed	Sect-3	Speed	Topspeed	laptime pit
1	Out	102.6	1:08.702	156.1	24.035	105.0		2:19.452	6	37.948	149.1	1:00.604	157.9	22.702	108.2		2:01.254
2	39.076	148.1	1:00.774	156.8	22.888	109.8		2:02.738	7	38.052	149.8	1:00.208	157.5	22.674	109.7		2:00.934
3	1:18.578	130.6	1:06.390	156.8	23.415	107.9		2:48.383	8	56.562	112.0	1:04.874	156.1	24.443	106.5		2:25.879
4	39.306	150.1	1:01.054	157.2	23.362	105.4		2:03.722	9	45.977	97.4	1:25.641	105.7				2:40.290
5	38.284	149.8	1:01.777	156.8	22.990	112.0		2:03.051	10								

97 Jamie Constable (FIT)									Shadow DN8								
lap	Sect-1	Speed	Sect-2	Speed	Sect-3	Speed	TopSpeed	laptime pit	lap	Sect-1	Speed	Sect-2	Speed	Sect-3	Speed	Topspeed	laptime pit
1	Out	115.1	1:05.409	153.2	24.797	110.4		2:12.413	6	37.638	150.1	59.806	156.1	22.366	112.0		1:59.810
2	39.052	146.5	1:01.872	155.0	23.247	110.9		2:04.171	7	39.218	144.3	1:01.318	153.9	24.474	110.7		2:05.010
3	38.050	149.1	1:00.619	154.3	22.537	111.5		2:01.206	8	37.935	149.5	1:03.512	155.3	22.742	108.1		2:04.189
4	37.701	149.5	59.919	155.7	23.403	109.1		2:01.023	9	38.678	146.5	1:00.298	155.0	22.693	108.2		2:01.669
5	37.948	150.1	1:00.254	156.1	22.245	114.3		2:00.447	10	38.071	149.8	59.873	156.1	22.942	112.0		2:00.886

177 Christian Perrier (INV)									ATS HSO1								
lap	Sect-1	Speed	Sect-2	Speed	Sect-3	Speed	TopSpeed	laptime pit	lap	Sect-1	Speed	Sect-2	Speed	Sect-3	Speed	Topspeed	laptime pit
1	Out	105.4	1:13.185	130.8	26.951	94.0		2:23.819	6	41.160	132.6	1:07.684	143.7	25.653	100.3		2:14.497
2	44.492	123.6	1:08.381	142.2	25.899	98.4		2:18.772	7	41.411	133.7	1:06.092	138.1	25.536	97.3		2:13.039
3	41.614	134.5	1:08.098	144.3	25.981	97.7		2:15.693	8	43.600	134.2	1:05.653	147.5	24.964	97.1		2:14.217
4	42.063	118.8	1:09.114	133.7	26.514	103.1		2:17.691	9	41.137	136.1	1:05.859	141.0	25.270	97.8		2:12.266
5	43.186	132.1	1:07.750	138.7	27.190	101.7		2:18.126	10								



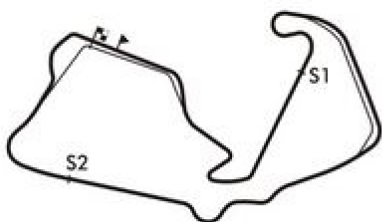
Session Start: 14:25:25 - Finish: 14:45:27  
 Weather/Track Conditions: Cloud / Dry  
 Circuit: Silverstone Historic Grand Prix  
 Track Length: 5.857 Km - 3.6394 miles

# Silverstone Classic - 29 - 31 Jul 2016

## FIA Masters Historic Formula One

### Qualifying for Race 5 - Best Sector Times

POS	NO	DRIVER/S	Sector 1			Sector 2			Sector 3			IDEAL LAP	BEST LAP	On
			TIME	LAP	POS	TIME	LAP	POS	TIME	LAP	POS			
1	6	Nick Padmore	34.692	3	1	55.836	3	1	20.657	7	4	1:51.185	<b>1:51.711</b>	<b>3</b>
2	11	Gregory Thornton	35.321	3	5	56.595	3	2	20.362	2	1	1:52.278	<b>1:52.349</b>	<b>3</b>
3	44	Martin Stretton	35.107	8	3	56.825	8	3	20.532	7	2	1:52.464	<b>1:52.707</b>	<b>8</b>
4	5	Ollie Hancock	35.502	5	6	56.926	6	6	21.133	3	10	1:53.561	<b>1:53.891</b>	<b>5</b>
5	27	Mike Wrigley	35.536	8	7	56.835	6	4	20.569	7	3	1:52.940	<b>1:53.894</b>	<b>8</b>
6	37	Christophe D'Ansembourg	35.154	5	4	57.471	10	10	21.076	4	8	1:53.701	<b>1:53.965</b>	<b>5</b>
7	70	Loic Deman	35.105	5	2	56.913	3	5	20.822	3	5	1:52.840	<b>1:54.043</b>	<b>3</b>
8	31	Steve Hartley	35.844	4	9	57.272	8	8	20.868	10	6	1:53.984	<b>1:54.270</b>	<b>5</b>
9	14	Simon Fish	35.722	3	8	57.079	6	7	21.088	6	9	1:53.889	<b>1:54.341</b>	<b>3</b>
10	34	Mike Cantillon	35.976	6	10	57.445	7	9	21.375	7	11	1:54.796	<b>1:54.902</b>	<b>7</b>
11	8	Rob Hall	36.054	4	11	58.602	3	12	20.898	4	7	1:55.554	<b>1:55.877</b>	<b>4</b>
12	4	Joaquin Folch-Rusiñol	36.263	4	12	58.362	5	11	22.255	5	16	1:56.880	<b>1:57.020</b>	<b>5</b>
13	48	Bill Coombs	36.636	8	13	59.134	3	14	21.415	7	12	1:57.185	<b>1:57.698</b>	<b>7</b>
14	32	Philip Hall	37.924	8	16	59.125	8	13	21.967	5	13	1:59.016	<b>1:59.529</b>	<b>5</b>
15	97	Jamie Constable	37.638	6	15	59.806	6	15	22.245	5	15	1:59.689	<b>1:59.810</b>	<b>6</b>
16	21	Derek Jones	37.558	7	14	1:00.110	8	16	22.627	5	17	2:00.295	<b>2:00.704</b>	<b>8</b>
17	88	Max Smith-Hilliard	37.948	6	18	1:00.208	7	18	22.674	7	18	2:00.830	<b>2:00.934</b>	<b>7</b>
18	66	Tommy Dreelan	37.953	5	19	1:00.637	3	19	22.844	2	19	2:01.434	<b>2:01.581</b>	<b>5</b>
19	30	David Abbott	38.279	2	20	1:00.180	5	17	22.156	2	14	2:00.615	<b>2:01.833</b>	<b>5</b>
20	36	Alexander Furiani	37.932	5	17	1:01.265	5	21	22.904	5	20	2:02.101	<b>2:02.101</b>	<b>5</b>
21	61	Jason Wright	38.481	6	22	1:00.739	5	20	23.213	10	21	2:02.433	<b>2:03.088</b>	<b>7</b>
22	82	Chris Drake	38.527	10	23	1:01.349	10	22	23.546	9	22	2:03.422	<b>2:03.936</b>	<b>10</b>
23	22	James Hagan	38.335	9	21	1:02.412	8	23	24.374	9	24	2:05.121	<b>2:05.311</b>	<b>9</b>
24	33	John Delane	39.473	6	24	1:03.097	5	24	23.610	8	23	2:06.180	<b>2:07.684</b>	<b>6</b>
25	28	Doug Mockett	40.113	4	25	1:04.201	6	25	24.470	9	25	2:08.784	<b>2:10.153</b>	<b>4</b>
26	39	Marc Devis	40.154	7	26	1:04.573	8	26	25.232	5	27	2:09.959	<b>2:10.554</b>	<b>8</b>
27	177	Christian Perrier	41.137	9	27	1:05.653	8	28	24.964	8	26	2:11.754	<b>2:12.266</b>	<b>9</b>
28	15	Michel Baudoin	41.431	3	28	1:05.161	8	27	25.922	7	28	2:12.514	<b>2:12.561</b>	<b>8</b>
29	9	Judy Lyons											<b>2:57.325</b>	<b>1</b>



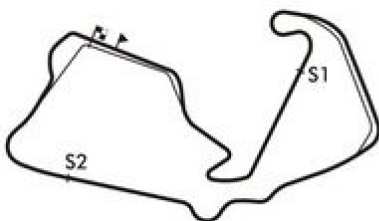
**Session Start: 14:25:25 - Finish: 14:45:27**  
**Weather/Track Conditions: Cloud / Dry**  
**Circuit: Silverstone Historic Grand Prix**  
**Track Length: 5.857 Km - 3.6394 miles**

# Silverstone Classic - 29 - 31 Jul 2016

## FIA Masters Historic Formula One

### Qualifying for Race 5 - Best Sector Speeds

	NO	SECTOR 1	MPH	NO	SECTOR 2	MPH	NO	SECTOR 3	MPH
1	70	Loic Deman	157.5	5	Ollie Hancock	162.9	14	Simon Fish	126.4
2	4	Joaquin Folch-Rusiñol	157.2	4	Joaquin Folch-Rusiñol	162.1	6	Nick Padmore	124.7
3	14	Simon Fish	156.8	70	Loic Deman	160.9	11	Gregory Thornton	124.0
4	5	Ollie Hancock	156.4	11	Gregory Thornton	160.5	31	Steve Hartley	124.0
5	31	Steve Hartley	155.3	14	Simon Fish	160.2	44	Martin Stretton	122.9
6	37	Christophe D'Ansembourg	155.3	27	Mike Wrigley	160.2	27	Mike Wrigley	122.7
7	11	Gregory Thornton	155.0	37	Christophe D'Ansembourg	159.8	37	Christophe D'Ansembourg	122.7
8	66	Tommy Dreelan	155.0	31	Steve Hartley	159.0	8	Rob Hall	119.6
9	22	James Hagan	153.9	32	Philip Hall	159.0	5	Ollie Hancock	119.4
10	34	Mike Cantillon	153.9	34	Mike Cantillon	159.0	4	Joaquin Folch-Rusiñol	119.2
11	6	Nick Padmore	152.5	66	Tommy Dreelan	159.0	70	Loic Deman	118.6
12	44	Martin Stretton	152.5	48	Bill Coombs	158.6	48	Bill Coombs	117.3
13	21	Derek Jones	151.8	82	Chris Drake	158.6	34	Mike Cantillon	116.1
14	27	Mike Wrigley	151.8	88	Max Smith-Hilliard	157.9	32	Philip Hall	115.9
15	32	Philip Hall	151.8	21	Derek Jones	157.5	36	Alexander Furiani	115.7
16	48	Bill Coombs	151.8	44	Martin Stretton	156.8	30	David Abbott	115.5
17	28	Doug Mockett	151.5	6	Nick Padmore	156.4	66	Tommy Dreelan	115.5
18	8	Rob Hall	150.5	8	Rob Hall	156.4	97	Jamie Constable	114.3
19	82	Chris Drake	150.5	97	Jamie Constable	156.1	21	Derek Jones	113.2
20	88	Max Smith-Hilliard	150.1	22	James Hagan	155.3	61	Jason Wright	112.4
21	97	Jamie Constable	150.1	36	Alexander Furiani	155.0	88	Max Smith-Hilliard	112.0
22	36	Alexander Furiani	148.8	30	David Abbott	153.9	22	James Hagan	110.9
23	30	David Abbott	148.5	33	John Delane	153.9	28	Doug Mockett	110.7
24	61	Jason Wright	146.5	61	Jason Wright	153.9	82	Chris Drake	109.8
25	33	John Delane	145.3	28	Doug Mockett	152.5	39	Marc Devis	106.0
26	39	Marc Devis	143.7	15	Michel Baudoin	151.8	15	Michel Baudoin	105.0
27	15	Michel Baudoin	136.7	39	Marc Devis	151.1	33	John Delane	104.0
28	177	Christian Perrier	136.1	177	Christian Perrier	147.5	177	Christian Perrier	103.1
29	9	Judy Lyons	0.0	9	Judy Lyons	0.0	9	Judy Lyons	0.0
30	75	Gregor Fiskén	0.0	75	Gregor Fiskén	0.0	75	Gregor Fiskén	0.0



**Session Start: 14:25:25 - Finish: 14:45:27**  
**Weather/Track Conditions: Cloud / Dry**  
**Circuit: Silverstone Historic Grand Prix**  
**Track Length: 5.857 Km - 3.6394 miles**



## Silverstone Classic - 29 - 31 Jul 2016

### Maserati Trophy for HGPCA Pre '66 Grand Prix Cars Qualifying for Race 8 - Classification

Sheet No:

POS	NO	DRIVER/S	CLASS	CLASS POS	CAR MAKE / MODEL	TIME	ON	LAPS	GAP	DIFF	MPH
1	10	Will Nuthall	7B	1	Cooper T53	2:20.032	2	6			93.56
2	122	Peter Horsman	12	1	Lotus 18/21	2:21.978	3	8	1.946	1.946	92.28
3	11	Jon Fairley	12	2	Brabham BT11/19	2:23.084	8	8	3.052	1.106	91.57
4	29	Nick Fennell	11	1	Lotus 25	2:23.279	6	8	3.247	0.195	91.44
5	12	Rudi Friedrichs	7B	2	Cooper T53	2:23.718	8	8	3.686	0.439	91.16
6	4	Andrew Beaumont	11	2	Lotus 24	2:24.672	8	8	4.640	0.954	90.56
7	3	Barry Cannell	7B	3	Cooper T51	2:24.751	8	8	4.719	0.079	90.51
8	2	Rod Jolley	7B	4	Cooper T45/51	2:25.018	8	8	4.986	0.267	90.35
9	25	Tony Wood	7A	1	Maserati Tec Mec	2:25.746	3	8	5.714	0.728	89.89
10	35	Richard Tarling	10	1	Assegai F1	2:27.227	4	7	7.195	1.481	88.99
11	66	Sid Hoole	11	3	Cooper T66	2:27.253	8	8	7.221	0.026	88.97
12	6	Andrew Smith	9	1	Cooper T43	2:28.387	7	7	8.355	1.134	88.29
13	27	Ed Morris	10	2	Lotus 18	2:29.596	7	7	9.564	1.209	87.58
14	42	Fred Harper	8	1	Kurtis KK500G	2:30.060	3	7	10.028	0.464	87.31
15	77	Geraint Owen	8	2	Kurtis 500C	2:30.083	3	8	10.051	0.023	87.30
16	26	Peter Mullen	11	4	BRM P261	2:31.227	6	8	11.195	1.144	86.64
17	129	Paul Woolley	11	5	Scirocco BRM F1	2:31.695	6	7	11.663	0.468	86.37
18	51	Matteo Maria Tullio	12	3	Cooper T51	2:31.705	3	5	11.673	0.010	86.36
19	71	Alan Baillie	10	3	Cooper T71/73	2:31.824	6	8	11.792	0.119	86.30
20	14	Richard Wilson	7B	5	Cooper T51	2:32.304	7	7	12.272	0.480	86.02
21	18	John Clark	10	4	Cooper T56	2:32.781	5	7	12.749	0.477	85.76
22	31	Guillermo Fierro	6	1	Maserati 250F	2:33.009	5	7	12.977	0.228	85.63
23	22	Steve Hart	6	2	Maserati 250F	2:33.167	5	7	13.135	0.158	85.54
24	75	Eddie McGuire	5	1	Cooper Mk1	2:33.478	3	8	13.446	0.311	85.37
25	99	John Evans	12	4	Brabham BT4	2:33.971	3	8	13.939	0.493	85.09
26	56	Martin Halusa	6	3	Maserati 250F	2:36.095	7	7	16.063	2.124	83.93
27	61	Rainer Ott	12	5	Cooper T53	2:37.005	7	7	16.973	0.910	83.45
28	248	Klaus Lehr	6	4	Maserati 250F	2:37.102	5	8	17.070	0.097	83.40
29	28	Anthony Goddard	10	5	Cooper Alfa T56/69	2:38.551	6	7	18.519	1.449	82.63
30	33	Chris Phillips	5	2	Cooper Bristol Mk2	2:38.893	8	8	18.861	0.342	82.46
31	9	Steve Russell	5	3	Cooper Bristol Mk2	2:38.981	6	8	18.949	0.088	82.41
32	36	Tony Best	10	6	Lotus 21	2:39.029	5	6	18.997	0.048	82.39
33	21	Ian Nuthall	5	4	Alta F2	2:39.436	3	7	19.404	0.407	82.18
34	19	Paul Grant	5	5	Cooper Bristol Mk2	2:39.438	5	7	19.406	0.002	82.17
35	40	Doug Mockett	10	7	Cooper T53	2:39.887	7	7	19.855	0.449	81.94
36	53	Scotty Taylor	12	6	Cooper T53	2:39.970	5	6	19.938	0.083	81.90
37	23	Barry Wood	5	6	Cooper Bristol Mk1	2:40.363	7	8	20.331	0.393	81.70
38	32	Larry Kinch	12	7	Lotus 32	2:40.457	7	7	20.425	0.094	81.65
39	34	John Bussey	7C	1	Cooper T43	2:41.546	4	7	21.514	1.089	81.10
40	43	Tania Pilkington	9	2	Cooper T43	2:41.641	4	7	21.609	0.095	81.05

CAR 52 has two transponders fitted - please remove one

Session Start: 15:00:28 - Finish: 15:20:30  
Weather/Track Conditions: Cloud / Dry  
Circuit: Silverstone Historic Grand Prix  
Track Length: 5.857 Km - 3.6394 miles

These results are provisional until the conclusion of any judicial and technical matters.

Clerk of the Course:

Timekeeper:

Issued at:



**Silverstone Classic - 29 - 31 Jul 2016**

**Maserati Trophy for HGPCA Pre '66 Grand Prix Cars  
Qualifying for Race 8 - Classification**

Sheet No:

POS	NO	DRIVER/S	CLASS	CLASS POS	CAR MAKE / MODEL	TIME	ON	LAPS	GAP	DIFF	MPH
41	24	Wolfgang Friedrichs	7A	2	Aston Martin DBR4/1	2:42.551	3	4	22.519	0.910	80.60
42	15	Marc Valvekens	8	3	Aston DBR4/4	2:44.127	3	7	24.095	1.576	79.83
43	30	Helmut Gassmann	6	5	Connaught B Type	2:48.252	5	7	28.220	4.125	77.87
44	41	Brian Maile	7C	2	Cooper T41	2:52.321	7	7	32.289	4.069	76.03
45	110	Francesco Baldanza	10	8	Lola Mk3	2:55.916	7	7	35.884	3.595	74.48
46	5	Richard Pilkington	2	1	Talbot T26 SS	2:59.028	3	6	38.996	3.112	73.18
47	7	Thierry Chanoine	7B	6	Cooper T51	2:59.046	6	7	39.014	0.018	73.18
48	52	Erik Staes	5	7	Cooper Mk1	3:02.319	4	5	42.287	3.273	71.86
49	20	Julia De Baldanza	5	8	Alta F1	3:08.399	5	6	48.367	6.080	69.54

CAR 52 has two transponders fitted - please remove one

Session Start: 15:00:28 - Finish: 15:20:30  
Weather/Track Conditions: Cloud / Dry  
Circuit: Silverstone Historic Grand Prix  
Track Length: 5.857 Km - 3.6394 miles

These results are provisional until the conclusion of any judicial and technical matters.

Clerk of the Course:	Timekeeper:	Issued at:
----------------------	-------------	------------













# Silverstone Classic - 29 - 31 Jul 2016

## Maserati Trophy for HGPCA Pre '66 Grand Prix Cars

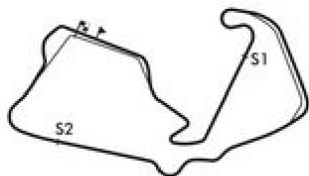
### Qualifying for Race 8 - Sector Analysis

110 Francesco Baldanza (10)									Lola Mk3								
lap	Sect-1	Speed	Sect-2	Speed	Sect-3	Speed	TopSpeed	laptime pit	lap	Sect-1	Speed	Sect-2	Speed	Sect-3	Speed	Topspeed	laptime pit
1	Out	81.6	1:32.171	102.6	36.900	74.3		3:05.028	5	53.303	90.7	1:27.703	103.9	35.847	80.0		2:56.853
2	56.417	92.7	1:28.336	105.2	35.353	75.2		3:00.106	6	54.396	91.2	1:28.313	110.0	37.497	71.3		3:00.206
3	56.123	94.3	1:28.776	106.4	36.303	77.8		3:01.202	7	54.515	91.9	1:27.123	99.6	34.278	79.7		2:55.916
4	54.071	95.1	1:29.863	102.8	35.092	76.5		2:59.026	8								

122 Peter Horsman (12)									Lotus 18/21								
lap	Sect-1	Speed	Sect-2	Speed	Sect-3	Speed	TopSpeed	laptime pit	lap	Sect-1	Speed	Sect-2	Speed	Sect-3	Speed	Topspeed	laptime pit
1	Out	114.1	1:16.971	128.8	28.667	90.4		2:32.121	5	45.262	129.6	1:10.916	138.1	27.239	94.9		2:23.417
2	49.570	128.3	1:12.289	138.7	27.094	97.5		2:28.953	6	44.830	132.6	1:11.515	138.7	26.732	96.3		2:23.077
3	44.114	132.9	1:10.720	138.9	27.144	92.1		2:21.978	7	44.412	133.9	1:11.800	138.9	28.286	92.9		2:24.498
4	45.290	126.6	1:14.175	135.6	28.853	90.3		2:28.318	8	44.654	133.2	1:11.045	127.6	27.074	96.0		2:22.773

129 Paul Woolley (11)									Scirocco BRM F1								
lap	Sect-1	Speed	Sect-2	Speed	Sect-3	Speed	TopSpeed	laptime pit	lap	Sect-1	Speed	Sect-2	Speed	Sect-3	Speed	Topspeed	laptime pit
1	Out	94.0	1:32.615	101.8	35.178	77.2		2:56.591	5	47.337	116.3	1:18.580	124.7	29.555	89.8		2:35.472
2	54.194	93.3	1:24.638	100.3	39.577	86.6		2:58.409	6	48.831	110.4	1:14.888	126.1	27.976	89.0		2:31.695
3	51.542	105.0	1:17.438	121.6	29.725	92.3		2:38.705	7	47.312	116.5	1:15.861	125.7	29.652	91.3		2:32.825
4	50.768	109.1	1:21.269	122.2	29.938	82.5		2:41.975	8								

248 Klaus Lehr (6)									Maserati 250F								
lap	Sect-1	Speed	Sect-2	Speed	Sect-3	Speed	TopSpeed	laptime pit	lap	Sect-1	Speed	Sect-2	Speed	Sect-3	Speed	Topspeed	laptime pit
1	Out	110.9	1:20.474	113.9	30.222	82.3		2:36.667	5	48.049	125.9	1:19.281	129.3	29.772	83.1		2:37.102
2	1:03.448	123.8	1:19.161	127.6	30.169	80.9		2:52.778	6	50.307	113.9	1:19.577	129.8	30.043	74.4		2:39.927
3	49.329	118.1	1:18.055	127.3	30.145	81.8		2:37.529	7	49.039	114.7	1:20.396	126.6	31.253	78.5		2:40.688
4	49.251	112.4	1:19.904	120.1	29.742	87.3		2:38.897	8	50.122	112.2	1:22.790	130.1				2:44.284



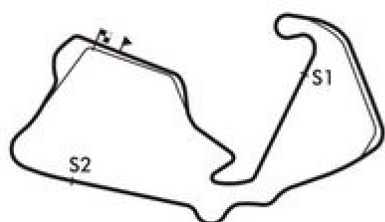
**Session Start: 15:00:28 - Finish: 15:20:30**  
**Weather/Track Conditions: Cloud / Dry**  
**Circuit: Silverstone Historic Grand Prix**  
**Track Length: 5.857 Km - 3.6394 miles**

# Silverstone Classic - 29 - 31 Jul 2016

## Maserati Trophy for HGPCA Pre '66 Grand Prix Cars

### Qualifying for Race 8 - Best Sector Times

POS	NO	DRIVER/S	Sector 1			Sector 2			Sector 3			IDEAL LAP	BEST LAP	On
			TIME	LAP	POS	TIME	LAP	POS	TIME	LAP	POS			
1	10	Will Nuthall	43.330	3	1	1:09.788	2	1	26.417	2	1	2:19.535	2:20.032	2
2	122	Peter Horsman	44.114	3	3	1:10.720	3	3	26.732	6	3	2:21.566	2:21.978	3
3	11	Jon Fairley	43.923	8	2	1:10.686	7	2	27.397	3	8	2:22.006	2:23.084	8
4	29	Nick Fennell	44.627	7	4	1:11.297	6	5	26.732	6	2	2:22.656	2:23.279	6
5	12	Rudi Friedrichs	44.836	8	6	1:11.352	8	6	27.530	8	11	2:23.718	2:23.718	8
6	4	Andrew Beaumont	45.012	8	7	1:11.425	8	7	26.874	2	4	2:23.311	2:24.672	8
7	3	Barry Cannell	45.205	6	8	1:11.069	8	4	27.342	3	7	2:23.616	2:24.751	8
8	2	Rod Jolley	44.643	7	5	1:11.744	5	8	27.604	6	12	2:23.991	2:25.018	8
9	25	Tony Wood	45.234	6	9	1:12.754	3	9	26.981	8	5	2:24.969	2:25.746	3
10	35	Richard Tarling	45.488	4	10	1:13.504	4	11	27.412	3	9	2:26.404	2:27.227	4
11	66	Sid Hoole	46.724	4	16	1:12.782	8	10	27.483	8	10	2:26.989	2:27.253	8
12	6	Andrew Smith	45.996	8	12	1:13.773	3	13	27.634	7	13	2:27.403	2:28.387	7
13	27	Ed Morris	46.974	7	18	1:15.282	7	19	27.340	7	6	2:29.596	2:29.596	7
14	42	Fred Harper	46.228	6	13	1:14.054	3	14	29.155	4	21	2:29.437	2:30.060	3
15	77	Geraint Owen	46.283	7	14	1:13.708	3	12	28.357	4	16	2:28.348	2:30.083	3
16	26	Peter Mullen	46.341	3	15	1:15.181	4	18	28.140	8	15	2:29.662	2:31.227	6
17	129	Paul Woolley	47.312	7	22	1:14.888	6	17	27.976	6	14	2:30.176	2:31.695	6
18	51	Matteo Maria Tullio	45.924	3	11	1:15.941	3	20	29.162	2	22	2:31.027	2:31.705	3
19	71	Alan Baillie	47.212	8	21	1:14.740	5	16	28.570	7	18	2:30.522	2:31.824	6
20	14	Richard Wilson	47.347	5	24	1:14.629	7	15	29.261	7	23	2:31.237	2:32.304	7
21	18	John Clark	47.330	4	23	1:16.152	4	23	28.491	2	17	2:31.973	2:32.781	5
22	31	Guillermo Fierro	46.979	5	19	1:16.128	6	22	29.085	5	20	2:32.192	2:33.009	5
23	22	Steve Hart	47.095	5	20	1:16.017	5	21	29.800	6	31	2:32.912	2:33.167	5
24	75	Eddie McGuire	47.856	3	25	1:16.861	3	25	28.628	8	19	2:33.345	2:33.478	3
25	99	John Evans	46.743	4	17	1:16.201	3	24	30.556	8	36	2:33.500	2:33.971	3
26	56	Martin Halusa	48.687	7	27	1:18.055	7	29	29.353	7	25	2:36.095	2:36.095	7
27	61	Rainer Ott	48.909	7	28	1:16.923	7	26	31.173	7	40	2:37.005	2:37.005	7
28	248	Klaus Lehr	48.049	5	26	1:18.055	3	28	29.742	4	30	2:35.846	2:37.102	5
29	28	Anthony Goddard	49.073	4	31	1:18.304	7	30	30.619	6	37	2:37.996	2:38.551	6
30	33	Chris Phillips	49.808	8	36	1:19.402	8	33	29.596	6	28	2:38.806	2:38.893	8
31	9	Steve Russell	49.424	7	32	1:19.382	5	32	29.330	6	24	2:38.136	2:38.981	6
32	36	Tony Best	48.993	5	30	1:20.057	4	40	29.659	5	29	2:38.709	2:39.029	5
33	21	Ian Nuthall	49.520	3	34	1:19.726	5	38	29.392	5	26	2:38.638	2:39.436	3
34	19	Paul Grant	49.510	5	33	1:19.180	7	31	29.853	7	32	2:38.543	2:39.438	5
35	40	Doug Mockett	50.812	7	40	1:19.644	7	36	29.431	7	27	2:39.887	2:39.887	7
36	53	Scotty Taylor	49.798	6	35	1:18.008	3	27	30.796	5	38	2:38.602	2:39.970	5
37	23	Barry Wood	49.960	7	37	1:19.680	7	37	30.363	6	35	2:40.003	2:40.363	7
38	32	Larry Kinch	48.950	7	29	1:19.931	6	39	31.220	5	41	2:40.101	2:40.457	7
39	34	John Bussey	50.401	5	38	1:20.489	7	42	29.990	4	33	2:40.880	2:41.546	4
40	43	Tania Pilkington	50.848	4	41	1:19.448	3	34	30.344	3	34	2:40.640	2:41.641	4
41	24	Wolfgang Friedrichs	51.979	3	43	1:19.591	3	35	30.981	3	39	2:42.551	2:42.551	3
42	15	Marc Valvekens	50.777	6	39	1:20.271	3	41	31.980	5	42	2:43.028	2:44.127	3
43	30	Helmut Gassmann	51.520	5	42	1:22.620	5	43	32.855	4	44	2:46.995	2:48.252	5
44	41	Brian Maile	54.192	6	45	1:24.874	7	44	32.741	7	43	2:51.807	2:52.321	7



Session Start: 15:00:28 - Finish: 15:20:30

Weather/Track Conditions: Cloud / Dry

Circuit: Silverstone Historic Grand Prix

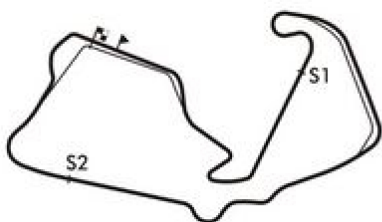
Track Length: 5.857 Km - 3.6394 miles

# Silverstone Classic - 29 - 31 Jul 2016

## Maserati Trophy for HGPCA Pre '66 Grand Prix Cars

### Qualifying for Race 8 - Best Sector Times

POS	NO	DRIVER/S	Sector 1			Sector 2			Sector 3			IDEAL LAP	BEST LAP	On
			TIME	LAP	POS	TIME	LAP	POS	TIME	LAP	POS			
45	110	Francesco Baldanza	53.303	5	44	1:27.123	7	45	34.278	7	46	2:54.704	<b>2:55.916</b>	<b>7</b>
46	5	Richard Pilkington	55.445	3	47	1:29.616	3	48	33.255	4	45	2:58.316	<b>2:59.028</b>	<b>3</b>
47	7	Thierry Chanoine	54.614	6	46	1:27.612	1	46	35.117	1	47	2:57.343	<b>2:59.046</b>	<b>6</b>
48	52	Erik Staes	57.498	4	48	1:28.293	4	47	35.419	3	48	3:01.210	<b>3:02.319</b>	<b>4</b>
49	20	Julia De Baldanza	59.081	5	49	1:32.655	5	49	36.663	5	49	3:08.399	<b>3:08.399</b>	<b>5</b>



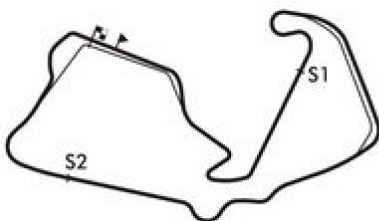
**Session Start: 15:00:28 - Finish: 15:20:30**  
**Weather/Track Conditions: Cloud / Dry**  
**Circuit: Silverstone Historic Grand Prix**  
**Track Length: 5.857 Km - 3.6394 miles**

# Silverstone Classic - 29 - 31 Jul 2016

## Maserati Trophy for HGPCA Pre '66 Grand Prix Cars

### Qualifying for Race 8 - Best Sector Speeds

	NO	SECTOR 1	MPH	NO	SECTOR 2	MPH	NO	SECTOR 3	MPH
1	122	Peter Horsman	133.9	77	Geraint Owen	142.5	10	Will Nuthall	98.8
2	2	Rod Jolley	132.6	3	Barry Cannell	142.2	122	Peter Horsman	97.5
3	3	Barry Cannell	132.1	2	Rod Jolley	141.9	66	Sid Hoole	97.0
4	12	Rudi Friedrichs	130.3	11	Jon Fairley	141.6	29	Nick Fennell	96.7
5	11	Jon Fairley	130.1	42	Fred Harper	139.2	11	Jon Fairley	95.2
6	10	Will Nuthall	129.3	122	Peter Horsman	138.9	2	Rod Jolley	95.1
7	25	Tony Wood	129.1	99	John Evans	138.7	12	Rudi Friedrichs	95.1
8	77	Geraint Owen	128.1	12	Rudi Friedrichs	137.5	26	Peter Mullen	94.9
9	99	John Evans	127.1	10	Will Nuthall	137.0	77	Geraint Owen	94.0
10	66	Sid Hoole	126.1	51	Matteo Maria Tullio	136.7	3	Barry Cannell	93.9
11	29	Nick Fennell	125.9	66	Sid Hoole	136.4	4	Andrew Beaumont	93.9
12	248	Klaus Lehr	125.9	32	Larry Kinch	135.6	51	Matteo Maria Tullio	93.5
13	51	Matteo Maria Tullio	125.7	22	Steve Hart	134.8	14	Richard Wilson	93.3
14	42	Fred Harper	125.2	25	Tony Wood	133.9	6	Andrew Smith	92.4
15	4	Andrew Beaumont	124.0	29	Nick Fennell	132.6	35	Richard Tarling	92.4
16	14	Richard Wilson	124.0	14	Richard Wilson	132.4	129	Paul Woolley	92.3
17	6	Andrew Smith	122.7	53	Scotty Taylor	132.4	22	Steve Hart	91.8
18	31	Guillermo Fierro	122.7	4	Andrew Beaumont	132.1	25	Tony Wood	91.8
19	71	Alan Baillie	121.8	6	Andrew Smith	132.1	42	Fred Harper	91.7
20	26	Peter Mullen	121.6	56	Martin Halusa	131.8	31	Guillermo Fierro	91.1
21	35	Richard Tarling	121.4	31	Guillermo Fierro	131.3	18	John Clark	90.9
22	53	Scotty Taylor	119.8	71	Alan Baillie	130.6	27	Ed Morris	89.6
23	22	Steve Hart	118.8	248	Klaus Lehr	130.1	99	John Evans	89.2
24	32	Larry Kinch	117.7	26	Peter Mullen	129.1	56	Martin Halusa	89.1
25	129	Paul Woolley	116.5	129	Paul Woolley	126.1	28	Anthony Goddard	88.7
26	36	Tony Best	116.1	36	Tony Best	125.9	75	Eddie McGuire	88.5
27	18	John Clark	115.5	18	John Clark	124.7	71	Alan Baillie	88.4
28	75	Eddie McGuire	114.7	35	Richard Tarling	124.5	36	Tony Best	88.3
29	27	Ed Morris	114.5	43	Tania Pilkington	123.6	61	Rainer Ott	88.3
30	43	Tania Pilkington	113.7	28	Anthony Goddard	122.0	43	Tania Pilkington	87.8
31	30	Helmut Gassmann	112.8	75	Eddie McGuire	121.1	248	Klaus Lehr	87.3
32	21	Ian Nuthall	112.0	24	Wolfgang Friedrichs	120.9	40	Doug Mockett	86.9
33	33	Chris Phillips	111.3	30	Helmut Gassmann	120.3	19	Paul Grant	86.1
34	7	Thierry Chanoine	111.1	27	Ed Morris	119.6	23	Barry Wood	85.6
35	9	Steve Russell	111.1	33	Chris Phillips	118.1	9	Steve Russell	85.4
36	23	Barry Wood	110.9	19	Paul Grant	117.9	15	Marc Valvekens	85.2
37	19	Paul Grant	110.6	9	Steve Russell	117.5	24	Wolfgang Friedrichs	85.2
38	56	Martin Halusa	110.2	61	Rainer Ott	117.3	21	Ian Nuthall	85.1
39	40	Doug Mockett	109.3	40	Doug Mockett	117.1	32	Larry Kinch	85.1
40	24	Wolfgang Friedrichs	107.4	23	Barry Wood	116.9	33	Chris Phillips	84.7



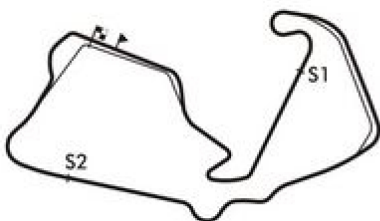
**Session Start: 15:00:28 - Finish: 15:20:30**  
**Weather/Track Conditions: Cloud / Dry**  
**Circuit: Silverstone Historic Grand Prix**  
**Track Length: 5.857 Km - 3.6394 miles**

# Silverstone Classic - 29 - 31 Jul 2016

## Maserati Trophy for HGPCA Pre '66 Grand Prix Cars

### Qualifying for Race 8 - Best Sector Speeds

41	15	Marc Valvekens	107.2	21	Ian Nuthall	116.5	53	Scotty Taylor	83.9
42	34	John Bussey	107.2	15	Marc Valvekens	115.3	34	John Bussey	80.6
43	28	Anthony Goddard	105.8	34	John Bussey	114.3	110	Francesco Baldanza	80.0
44	41	Brian Maile	105.2	7	Thierry Chanoine	113.0	7	Thierry Chanoine	78.5
45	61	Rainer Ott	104.2	110	Francesco Baldanza	110.0	41	Brian Maile	78.2
46	52	Erik Staes	98.1	41	Brian Maile	108.9	30	Helmut Gassmann	78.1
47	110	Francesco Baldanza	95.1	52	Erik Staes	105.4	5	Richard Pilkington	78.0
48	5	Richard Pilkington	94.3	20	Julia De Baldanza	101.1	52	Erik Staes	75.2
49	20	Julia De Baldanza	90.6	5	Richard Pilkington	100.0	20	Julia De Baldanza	70.1
50	8	Tony Ditheridge	0.0	8	Tony Ditheridge	0.0	8	Tony Ditheridge	0.0
51	16	Charles Mccabe	0.0	16	Charles Mccabe	0.0	16	Charles Mccabe	0.0
52	17	Marc Valvekens	0.0	17	Marc Valvekens	0.0	17	Marc Valvekens	0.0
53	45	Scotty Taylor	0.0	45	Scotty Taylor	0.0	45	Scotty Taylor	0.0



**Session Start: 15:00:28 - Finish: 15:20:30**  
**Weather/Track Conditions: Cloud / Dry**  
**Circuit: Silverstone Historic Grand Prix**  
**Track Length: 5.857 Km - 3.6394 miles**





### Silverstone Classic - 29 - 31 Jul 2016

## Maserati Trophy for HGPCA Pre '66 Grand Prix Cars

### Race 8 - Starting Grid

Sheet No:

Start Time : 16:55 - Heat Duration : 20 Minutes

25	49	45	Scotty Taylor			
24	47	52	Erik Staes	48	20	Julia De Baldanza
23	45	5	Richard Pilkington	46	7	Thierry Chanoine
22	43	41	Brian Maile	44	110	Francesco Baldanza
21	41	15	Marc Valvekens	42	30	Helmut Gassmann
20	39	43	Tania Pilkington	40	24	Wolfgang Friedrichs
19	37	32	Larry Kinch	38	34	John Bussey
18	35	40	Doug Mockett	36	23	Barry Wood
17	33	21	Ian Nuthall	34	19	Paul Grant
16	31	9	Steve Russell	32	36	Tony Best
15	29	28	Anthony Goddard	30	33	Chris Phillips
14	27	61	Rainer Ott	28	245	Klaus Lehr
13	25	99	John Evans	26	56	Martin Halusa
12	23	22	Steve Hart	24	75	Eddie McGuire
11	21	18	John Clark	22	31	Guillermo Fierro
10	19	71	Alan Baillie	20	14	Richard Wilson
9	17	129	Paul Woolley	18	51	Matteo Maria Tullio
8	15	77	Geraint Owen	16	26	Peter Mullen
7	13	27	Ed Morris	14	42	Fred Harper
6	11	66	Sid Hoole	12	6	Andrew Smith
5	9	25	Tony Wood	10	35	Richard Tarling
4	7	3	Barry Cannell	8	2	Rod Jolley
3	5	12	Rudi Friedrichs	6	4	Andrew Beaumont
2	3	11	Jon Fairley	4	29	Nick Fennell
1	1	10	Will Nuthall	2	122	Peter Horsman

Pole Right



Car 45 to start from back of grid due to change of car.

Circuit: Silverstone Historic Grand Prix  
Track Length: 5.857 Km - 3.6394 miles

These results are provisional until the conclusion of any judicial and technical matters.

Clerk of the Course:

Timekeeper:

Issued at:



## Silverstone Classic - 29 - 31 Jul 2016

### Can-Am 50 InterSerie Challenge Qualifying for Race 7 - Classification

Sheet No:

POS	NO	DRIVER/S	CLASS	CLASS POS	CAR MAKE / MODEL	TIME	ON	LAPS	GAP	DIFF	MPH
1	67	Rob Hall	INC	1	Matra MS670B/C	1:58.723	3	10			110.36
2	8	Andrew Newall	CMA	1	Mclaren M8F	1:58.891	3	9	0.168	0.168	110.20
3	6	John Grant	CMA	2	Mclaren M8C/D	2:00.418	2	9	1.695	1.527	108.80
4	167	Michele Liguori	INB	1	Lola T292	2:02.044	3	7	3.321	1.626	107.35
5	31	Frank Bradley	CMA	3	March 717	2:05.772	4	9	7.049	3.728	104.17
6	85	Tony Sinclair	INB	2	Lola T292	2:05.840	2	8	7.117	0.068	104.11
7	60	John Burton	INA	1	Chevron B26	2:06.211	2	8	7.488	0.371	103.81
8	4	Sandy Watson	INA	2	Chevron B19	2:07.501	5	7	8.778	1.290	102.76
9	38	James Claridge	INB	3	Lola T292	2:07.630	3	9	8.907	0.129	102.65
10	66	Mike Donovan	CMB	1	Lola T70 Mk3B	2:08.528	3	7	9.805	0.898	101.94
11	14	John Spiers	INB	4	Osella PA3	2:09.066	8	9	10.343	0.538	101.51
12	3	Marc Devis	INC	2	Toj SC303	2:10.344	5	9	11.621	1.278	100.52
13	24	Vic Nutter	CMB	2	March 73S	2:14.668	8	8	15.945	4.324	97.29
14	16	Leo Voyazides	CMB	3	Lola Mk3B	2:15.334	6	7	16.611	0.666	96.81
15	54	Jonathan Loader	INA	3	Chevron B19	2:16.888	7	8	18.165	1.554	95.71
16	95	Gary Culver	CMB	4	Lola T70 Mk3	2:16.937	7	7	18.214	0.049	95.68
17	47	Nick Pink	INA	4	Lola T210	2:17.117	4	8	18.394	0.180	95.55
18	18	Peter Schleifer	CMA	4	Lola T310	2:17.138	6	8	18.415	0.021	95.54
19	88	Kevin Cooke	INB	5	Royale RP17	2:17.643	8	9	18.920	0.505	95.19
20	40	Sandy Watson	INA	5	Chevron B8	2:20.662	3	8	21.939	3.019	93.14
21	21	Robert Parker	INB	6	Osella PA5	2:24.297	6	8	25.574	3.635	90.80
22	11	Harm Lagaaij	CMA	5	Shadow Mk1	2:24.439	6	8	25.716	0.142	90.71
23	83	Anthony Galliers-Pratt	CMB	5	Lola T70 Spyder Mk2	2:25.916	7	7	27.193	1.477	89.79
24	111	Rick Carlino	INB	7	Grd S72	2:31.964	2	8	33.241	6.048	86.22
25	22	Matt Manderson	CMB	6	Fred Davies Special	2:32.003	6	7	33.280	0.039	86.19
26	78	Charlie Birkett	CMB	7	Ford GT40	2:33.509	2	7	34.786	1.506	85.35
27	44	Anthony Taylor	CMA	6	Mclaren M6B	2:35.613	6	8	36.890	2.104	84.19
28	79	Gary Wright	CMB	8	Ford GT40	2:36.101	8	8	37.378	0.488	83.93
29	138	Adam Simmonds	CMB	9	BMC Huffaker Genie Mk10	2:46.623	2	7	47.900	10.522	78.63
30	2	Harry Read	CMA	7	Mclaren M8C	2:49.176	6	7	50.453	2.553	77.44

Session Start: 15:29:19 - Finish: 15:51:21  
Weather/Track Conditions: Cloud / Dry  
Circuit: Silverstone Historic Grand Prix  
Track Length: 5.857 Km - 3.6394 miles

These results are provisional until the conclusion of any judicial and technical matters.

Clerk of the Course:

Bernard Cottrell

Timekeeper:

Issued at:

# Silverstone Classic - 29 - 31 Jul 2016

## Can-Am 50 InterSerie Challenge

### Qualifying for Race 7 - Sector Analysis

2 Harry Read (CMA)									McLaren M8C								
lap	Sect-1	Speed	Sect-2	Speed	Sect-3	Speed	TopSpeed	laptime pit	lap	Sect-1	Speed	Sect-2	Speed	Sect-3	Speed	Topspeed	laptime pit
1	Out	94.8	1:31.994	107.7	36.375	73.7		2:58.007	5	52.385	111.8	1:25.270	106.7	35.613	79.4		2:53.268
2	55.491	103.2	1:26.729	114.7	36.304	76.4		2:58.524	6	51.683	115.3	1:22.933	109.3	34.560	81.9		2:49.176
3	53.436	111.3	1:27.410	117.7	36.861	78.6		2:57.707	7	51.401	107.4	1:24.862	106.4	35.570	72.9		2:51.833
4	51.534	104.4	1:23.442	114.5	34.392	79.2		2:49.368	8								

3 Marc Devis (INC)									Toj SC303								
lap	Sect-1	Speed	Sect-2	Speed	Sect-3	Speed	TopSpeed	laptime pit	lap	Sect-1	Speed	Sect-2	Speed	Sect-3	Speed	Topspeed	laptime pit
1	Out	122.5	1:13.071	136.4	29.490	96.3		2:25.117	6	40.823	137.8	1:07.914	154.6	24.949	102.1		2:13.686
2	44.271	137.5	1:08.489	149.1	25.190	102.9		2:17.950	7	40.898	143.7	1:04.619	139.2	26.139	104.7		2:11.656
3	41.826	121.8	1:06.677	152.5	25.172	104.7		2:13.675	8	41.634	144.0	1:05.340	154.3	24.638	106.2		2:11.612
4	40.815	135.6	1:06.178	150.8	24.957	105.0		2:11.950	9	40.594	142.8	1:05.176	154.6	24.987	106.5		2:10.757
5	41.484	145.3	1:04.362	150.1	24.498	105.4		2:10.344	10								

4 Sandy Watson (INA)									Chevron B19								
lap	Sect-1	Speed	Sect-2	Speed	Sect-3	Speed	TopSpeed	laptime pit	lap	Sect-1	Speed	Sect-2	Speed	Sect-3	Speed	Topspeed	laptime pit
1	Out	107.7	1:12.559	107.7	29.731	99.6		2:30.177	5	39.773	139.8	1:03.985	143.1	23.743	104.4		2:07.501
2	41.045	135.6	1:05.532	144.3	23.666	104.0		2:10.243	6	44.456	135.8	1:09.119	141.6				2:14.374
3	40.767	134.5	1:04.490	144.6	24.494	104.4		2:09.751	7	Out	132.1	1:06.442	142.8	24.613	97.4		5:59.599 P
4	39.774	138.7	1:04.408	144.9	23.962	104.0		2:08.144	8								

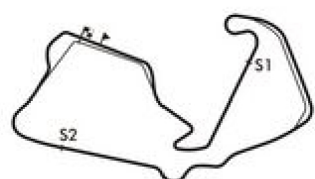
6 John Grant (CMA)									McLaren M8C/D								
lap	Sect-1	Speed	Sect-2	Speed	Sect-3	Speed	TopSpeed	laptime pit	lap	Sect-1	Speed	Sect-2	Speed	Sect-3	Speed	Topspeed	laptime pit
1	Out	135.3	1:02.541	164.1	23.639	112.2		2:05.617	6	40.286	140.1	1:07.228	139.8	25.655	116.1		2:13.169
2	37.784	157.2	59.452	173.0	23.182	111.5		2:00.418	7	37.842	150.1	1:01.724	173.4	23.553	116.3		2:03.119
3	39.650	130.6	1:06.860	150.8				2:16.595	8	38.221	155.3	1:00.146	173.4	23.794	112.2		2:02.161
4	Out	122.9	1:03.534	162.9	23.727	114.1		3:39.515 P	9	42.490	111.5	1:12.191	132.9	26.305	114.1		2:20.986
5	37.709	161.3	59.852	174.3	23.328	115.9		2:00.889	10								

8 Andrew Newall (CMA)									McLaren M8F								
lap	Sect-1	Speed	Sect-2	Speed	Sect-3	Speed	TopSpeed	laptime pit	lap	Sect-1	Speed	Sect-2	Speed	Sect-3	Speed	Topspeed	laptime pit
1	Out	150.5	1:07.286	165.7	23.151	112.6		2:10.252	6	37.990	149.5	59.685	167.4				2:01.319
2	39.940	139.2	59.669	169.0	22.972	116.5		2:02.581	7	Out	152.9	1:01.348	168.2	23.767	111.1		4:17.467 P
3	37.001	160.2	59.216	169.9	22.674	115.9		1:58.891	8	37.523	160.2	58.920	169.0	23.008	116.1		1:59.451
4	36.734	160.9	1:00.186	165.7	23.870	116.1		2:00.790	9	38.239	160.5	58.701	169.0	22.668	115.7		1:59.608
5	36.838	154.3	1:01.295	167.4	23.632	116.7		2:01.765	10								

11 Harm Lagaij (CMA)									Shadow Mk1								
lap	Sect-1	Speed	Sect-2	Speed	Sect-3	Speed	TopSpeed	laptime pit	lap	Sect-1	Speed	Sect-2	Speed	Sect-3	Speed	Topspeed	laptime pit
1	Out	106.0	1:15.773	125.2	31.131	84.5		2:30.636	5	45.127	110.0	1:11.852	129.8	28.543	95.2		2:25.522
2	46.504	112.6	1:15.099	113.4	31.266	90.0		2:32.869	6	45.193	119.4	1:10.539	123.8	28.707	99.3		2:24.439
3	46.703	115.7	1:12.310	119.6	29.377	93.9		2:28.390	7	46.312	115.3	1:12.038	121.1	29.502	98.4		2:27.852
4	45.632	110.7	1:13.890	123.8	29.456	96.6		2:28.978	8	47.433	109.5	1:11.594	134.2	28.657	97.0		2:27.684

14 John Spiers (INB)									Osella PA3								
lap	Sect-1	Speed	Sect-2	Speed	Sect-3	Speed	TopSpeed	laptime pit	lap	Sect-1	Speed	Sect-2	Speed	Sect-3	Speed	Topspeed	laptime pit
1	Out	115.3	1:07.285	143.7	24.150	102.9		2:13.446	6	41.579	131.3	1:05.218	141.0	23.931	103.7		2:10.728
2	40.442	135.0	1:06.523	141.6	24.245	105.8		2:11.210	7	41.490	130.8	1:07.351	138.9	23.923	105.5		2:12.764
3	42.001	132.4	1:05.882	141.6	24.529	102.3		2:12.412	8	40.626	134.8	1:04.576	143.1	23.864	101.7		2:09.066
4	40.704	133.9	1:06.839	140.7	26.355	91.2		2:13.898	9	45.918	111.1	1:13.174	129.1				2:24.748
5	41.473	131.3	1:07.522	141.3	27.421	99.1		2:16.416	10								

16 Leo Voyazides (CMB)									Lola Mk3B								
lap	Sect-1	Speed	Sect-2	Speed	Sect-3	Speed	TopSpeed	laptime pit	lap	Sect-1	Speed	Sect-2	Speed	Sect-3	Speed	Topspeed	laptime pit
1	Out	107.5	1:13.535	132.6	28.900	96.4		2:29.960	5	43.978	122.9	1:08.905	155.3	25.428	98.4		2:18.311
2	45.823	129.8	1:11.656	152.2	27.185	99.1		2:24.664	6	42.898	133.7	1:06.907	152.2	25.529	102.3		2:15.334
3	1:03.492	47.7	2:27.138	50.7				4:21.584	7	42.722	124.7	1:08.058	156.1	25.444	100.5		2:16.224
4	Out	113.6	1:09.530	150.8	26.193	97.4		3:38.927 P	8								



Session Start: 15:29:19 - Finish: 15:51:21  
 Weather/Track Conditions: Cloud / Dry  
 Circuit: Silverstone Historic Grand Prix  
 Track Length: 5.857 Km - 3.6394 miles

# Silverstone Classic - 29 - 31 Jul 2016

## Can-Am 50 InterSerie Challenge

### Qualifying for Race 7 - Sector Analysis

18 Peter Schleifer (CMA)									Lola T310								
lap	Sect-1	Speed	Sect-2	Speed	Sect-3	Speed	TopSpeed	laptime pit	lap	Sect-1	Speed	Sect-2	Speed	Sect-3	Speed	Topspeed	laptime pit
1	Out	100.3	1:19.970	129.1	31.349	84.9		2:38.128	5	45.130	118.4	1:10.031	133.7	27.657	97.3		2:22.818
2	48.252	91.9	1:11.503	142.2	28.477	92.3		2:28.232	6	43.314	118.1	1:06.808	146.8	27.016	96.1		2:17.138
3	45.618	113.9	1:13.778	145.3	28.887	88.2		2:28.283	7	42.438	125.9	1:08.082	144.3	28.798	96.0		2:19.318
4	45.809	97.3	1:12.674	124.5	30.531	89.6		2:29.014	8	58.737	79.0	1:51.541	92.7				3:32.018

21 Robert Parker (INB)									Osella PA5								
lap	Sect-1	Speed	Sect-2	Speed	Sect-3	Speed	TopSpeed	laptime pit	lap	Sect-1	Speed	Sect-2	Speed	Sect-3	Speed	Topspeed	laptime pit
1	Out	120.9	1:16.503	121.4	29.399	87.2		2:29.476	5	45.971	116.1	1:13.849	124.0	27.311	91.1		2:27.131
2	45.719	119.0	1:17.216	123.4	27.401	94.8		2:30.336	6	45.124	117.9	1:12.090	123.1	27.083	92.3		2:24.297
3	46.140	118.4	1:12.497	122.7	27.386	94.9		2:26.023	7	47.541	119.4	1:11.430	121.8	26.831	94.5		2:25.802
4	46.893	116.5	1:12.199	124.3	27.676	93.1		2:26.768	8	44.627	118.4	1:12.307	122.5	27.484	94.4		2:24.418

22 Matt Manderson (CMB)									Fred Davies Special								
lap	Sect-1	Speed	Sect-2	Speed	Sect-3	Speed	TopSpeed	laptime pit	lap	Sect-1	Speed	Sect-2	Speed	Sect-3	Speed	Topspeed	laptime pit
1	Out	118.4	1:21.589	131.6	31.476	72.4		2:37.274	5	Out	115.7	1:14.784	131.6	28.724	89.8		4:36.182 P
2	47.952	121.1	1:16.279	135.0	29.805	88.0		2:34.036	6	47.792	113.6	1:15.184	135.6	29.027	87.7		2:32.003
3	47.551	108.2	1:16.413	125.0	29.398	89.1		2:33.362	7	47.620	114.7	1:15.270	133.9	31.330	80.9		2:34.220
4	48.439	110.4	1:15.811	131.3				2:29.337	8								

24 Vic Nutter (CMB)									March 73S								
lap	Sect-1	Speed	Sect-2	Speed	Sect-3	Speed	TopSpeed	laptime pit	lap	Sect-1	Speed	Sect-2	Speed	Sect-3	Speed	Topspeed	laptime pit
1	Out	107.4	1:15.810	132.6	29.060	89.7		2:31.646	5	Out	123.8	1:08.399	137.5	26.449	95.3		4:25.995 P
2	48.460	112.2	1:11.148	127.1	27.779	93.2		2:27.387	6	43.425	132.9	1:08.133	139.8	26.099	100.6		2:17.657
3	44.190	124.3	1:07.922	141.0	26.646	100.9		2:18.758	7	44.188	134.5	1:06.975	139.5	25.595	103.6		2:16.758
4	42.800	133.7	1:07.615	139.5				2:22.721	8	42.955	131.6	1:06.429	140.1	25.284	103.7		2:14.668

31 Frank Bradley (CMA)									March 717								
lap	Sect-1	Speed	Sect-2	Speed	Sect-3	Speed	TopSpeed	laptime pit	lap	Sect-1	Speed	Sect-2	Speed	Sect-3	Speed	Topspeed	laptime pit
1	Out	117.1	1:11.437	162.9	25.709	105.8		2:20.707	6	41.489	147.8	1:02.039	170.8	24.116	112.2		2:07.644
2	43.671	139.5	1:02.105	172.5	23.259	100.0		2:09.035	7	56.331	116.3	1:04.613	164.1	24.539	106.5		2:25.483
3	41.435		1:02.426	169.9	24.288	110.4		2:08.149	8	39.864	150.1	1:03.520	164.1	25.290	102.9		2:08.674
4	40.321	159.0	1:01.136	158.6	24.315	108.1		2:05.772	9	58.960	118.4	1:14.095	119.8	29.129	97.0		2:42.184
5	43.240	135.0	1:04.217	172.5	23.761	111.3		2:11.218	10								

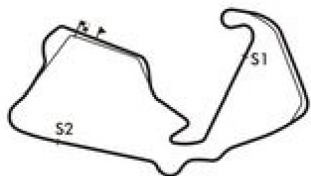
38 James Claridge (INB)									Lola T292								
lap	Sect-1	Speed	Sect-2	Speed	Sect-3	Speed	TopSpeed	laptime pit	lap	Sect-1	Speed	Sect-2	Speed	Sect-3	Speed	Topspeed	laptime pit
1	Out	114.1	1:10.626	138.4	30.348	94.8		2:26.011	6	43.479	127.6	1:10.439	131.1	25.351	106.5		2:19.269
2	40.915	133.4	1:04.911	139.5	23.658	109.1		2:09.484	7	39.967	116.7	1:07.650	133.9	25.016	103.2		2:12.633
3	40.047	136.4	1:04.060	140.7	23.523	109.1		2:07.630	8	41.331	132.4	1:05.632	139.8	25.601	104.0		2:12.564
4	39.408	135.0	1:04.214	140.1	25.025	86.1		2:08.647	9	41.467	133.4	1:06.245	140.4	24.441	104.7		2:12.153
5	41.697	136.1	1:04.995	141.0	23.829	107.2		2:10.521	10								

40 Sandy Watson (INA)									Chevron B8								
lap	Sect-1	Speed	Sect-2	Speed	Sect-3	Speed	TopSpeed	laptime pit	lap	Sect-1	Speed	Sect-2	Speed	Sect-3	Speed	Topspeed	laptime pit
1	Out	99.9	1:22.692	134.2	29.066	90.9		2:37.262	5	43.886	127.3	1:09.674	133.2	27.418	98.0		2:20.978
2	45.570	127.8	1:11.169	134.5	26.694	88.4		2:23.433	6	44.070	125.7	1:10.332	132.9	26.913	93.3		2:21.315
3	44.069	127.3	1:09.357	133.7	27.236	97.1		2:20.662	7	44.025	129.1	1:10.860	133.4	28.714	95.7		2:23.599
4	43.802	128.3	1:10.130	133.7	28.525	91.2		2:22.457	8	46.646	117.3	1:12.487	133.4	27.750	91.3		2:26.883

44 Anthony Taylor (CMA)									Mclaren M6B								
lap	Sect-1	Speed	Sect-2	Speed	Sect-3	Speed	TopSpeed	laptime pit	lap	Sect-1	Speed	Sect-2	Speed	Sect-3	Speed	Topspeed	laptime pit
1	Out	97.5	1:21.227	121.1	31.403	85.9		2:41.045	5	47.965	114.5	1:17.721	127.8	30.156	93.3		2:35.842
2	49.006	106.9	1:20.887	118.8	31.517	87.6		2:41.410	6	48.118	113.4	1:16.554	126.9	30.941	89.0		2:35.613
3	48.716	110.7	1:19.447	116.5	31.151	90.1		2:39.314	7	47.547	114.9	1:18.309	124.0	30.496	88.0		2:36.352
4	48.691	112.8	1:18.328	123.6	31.470	87.5		2:38.489	8	49.252	113.9	1:16.853	117.5	31.045	88.4		2:37.150



Session Start: 15:29:19 - Finish: 15:51:21

Weather/Track Conditions: Cloud / Dry

Circuit: Silverstone Historic Grand Prix

Track Length: 5.857 Km - 3.6394 miles

# Silverstone Classic - 29 - 31 Jul 2016

## Can-Am 50 InterSerie Challenge

### Qualifying for Race 7 - Sector Analysis

47 Nick Pink (INA)									Lola T210										
lap	Sect-1	Speed	Sect-2	Speed	Sect-3	Speed	TopSpeed	laptime	pit	lap	Sect-1	Speed	Sect-2	Speed	Sect-3	Speed	Topspeed	laptime	pit
1	Out	129.3	1:14.412	125.7	27.452	94.1		2:22.709		5	42.631	133.9	1:08.751	141.0	26.048	99.1		2:17.430	
2	44.361	133.2	1:09.643	139.8	26.151	97.1		2:20.155		6	44.161	107.9	1:10.387	137.2	27.002	99.4		2:21.550	
3	42.714	132.9	1:09.138	140.1	25.822	99.6		2:17.674		7	44.985	131.8	1:11.537	103.6	28.485	89.4		2:25.007	
4	42.428	134.5	1:08.508	139.2	26.181	97.8		2:17.117		8	46.124	107.4	1:21.304	95.5				2:40.648	

54 Jonathan Loader (INA)									Chevron B19										
lap	Sect-1	Speed	Sect-2	Speed	Sect-3	Speed	TopSpeed	laptime	pit	lap	Sect-1	Speed	Sect-2	Speed	Sect-3	Speed	Topspeed	laptime	pit
1	Out	108.9	1:22.077	130.3	27.905	96.3		2:37.736		5	51.400	123.8	1:10.421	135.6	25.940	99.1		2:27.761	
2	45.616	126.1	1:10.602	135.0	25.688	100.9		2:21.906		6	44.218	128.3	1:08.739	136.7	26.885	97.0		2:19.842	
3	43.039	130.6	1:08.792	136.4	27.594	95.3		2:19.425		7	43.543	130.3	1:07.966	136.4	25.379	100.2		2:16.888	
4	43.944	98.8	2:27.757	52.9	31.594	90.9		3:43.295		8	43.191	131.3	1:08.750	137.8	25.758	101.1		2:17.699	

60 John Burton (INA)									Chevron B26										
lap	Sect-1	Speed	Sect-2	Speed	Sect-3	Speed	TopSpeed	laptime	pit	lap	Sect-1	Speed	Sect-2	Speed	Sect-3	Speed	Topspeed	laptime	pit
1	Out	128.6	1:05.685	147.8	23.628	105.2		2:11.931		5	Out	133.4	1:05.352	144.0	24.261	105.7		4:20.901	P
2	39.284	140.7	1:03.553	148.8	23.374	105.5		2:06.211		6	40.588	134.2	1:04.226	145.6	24.028	109.1		2:08.842	
3	56.502	128.8	1:04.934	147.8	23.712	103.7		2:25.148		7	40.041	139.2	1:03.782	145.3	24.805	104.4		2:08.628	
4	40.220	140.4	1:04.159	145.9				2:06.362		8	41.191	137.2	1:05.639	143.7				2:08.445	

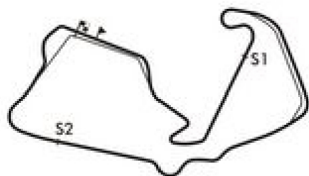
66 Mike Donovan (CMB)									Lola T70 Mk3B										
lap	Sect-1	Speed	Sect-2	Speed	Sect-3	Speed	TopSpeed	laptime	pit	lap	Sect-1	Speed	Sect-2	Speed	Sect-3	Speed	Topspeed	laptime	pit
1	Out	121.1	1:05.624	153.9	24.035	108.4		2:09.815		5	Out	139.8	1:04.136	150.5	24.250	104.5		3:36.467	P
2	39.314	145.3	1:05.405	150.5	24.281	105.7		2:09.000		6	40.086	145.9	1:05.039	151.1	24.442	102.5		2:09.567	
3	40.280	142.8	1:03.963	152.2	24.285	104.7		2:08.528		7	40.728	144.3	1:03.894	151.1				2:09.573	
4	40.860	143.1	1:09.121	149.8				2:13.309		8									

67 Rob Hall (INC)									Matra MS670B/C										
lap	Sect-1	Speed	Sect-2	Speed	Sect-3	Speed	TopSpeed	laptime	pit	lap	Sect-1	Speed	Sect-2	Speed	Sect-3	Speed	Topspeed	laptime	pit
1	Out	128.3	1:12.829	141.9	24.990	109.5		2:18.723		6	38.810	148.1	1:01.668	155.7	22.345	114.7		2:02.823	
2	39.533	146.8	1:00.480	157.9	22.786	113.4		2:02.799		7	38.387	147.2	1:02.617	156.4	23.673	104.7		2:04.677	
3	37.820	152.2	59.191	159.0	21.712	113.7		1:58.723		8	37.470	152.9	1:00.547	157.9	25.627	99.9		2:03.644	
4	37.625	150.8	1:00.137	156.8	23.532	107.9		2:01.294		9	38.348	152.2	59.151	160.2	21.816	113.9		1:59.315	
5	40.234	146.8	1:00.469	154.3	24.601	98.8		2:05.304		10	37.713	150.8	1:01.052	159.0	21.760	114.1		2:00.525	

78 Charlie Birkett (CMB)									Ford GT40										
lap	Sect-1	Speed	Sect-2	Speed	Sect-3	Speed	TopSpeed	laptime	pit	lap	Sect-1	Speed	Sect-2	Speed	Sect-3	Speed	Topspeed	laptime	pit
1	Out	94.7	1:20.817	112.8	31.716	89.4		2:38.409		5	1:10.063	103.2	1:24.087	122.2	32.572	84.5		3:06.722	
2	46.925	107.2	1:15.817	115.9	30.767	87.4		2:33.509		6	51.353	102.8	1:18.340	119.6	32.071	87.6		2:41.764	
3	47.984	113.2	1:16.919	117.5	34.029	90.1		2:38.932		7	49.799	98.3	1:19.399	117.9	31.274	85.8		2:40.472	
4	47.765	101.2	1:14.954	116.1	31.714	88.9		2:34.433		8									

79 Gary Wright (CMB)									Ford GT40										
lap	Sect-1	Speed	Sect-2	Speed	Sect-3	Speed	TopSpeed	laptime	pit	lap	Sect-1	Speed	Sect-2	Speed	Sect-3	Speed	Topspeed	laptime	pit
1	Out	105.5	1:20.858	124.5	34.940	68.4		2:43.500		5	49.408	120.9	1:19.010	135.8	29.339	87.2		2:37.757	
2	51.529	107.5	1:19.372	130.6	30.230	87.6		2:41.131		6	49.542	103.1	1:19.075	135.8	30.918	86.3		2:39.535	
3	50.085	108.4	1:21.453	130.6	31.074	82.6		2:42.612		7	47.982	117.9	1:18.742	136.4	30.452	86.3		2:37.176	
4	49.686	122.5	1:18.209	135.0	30.134	82.1		2:38.029		8	50.151	113.2	1:16.137	138.1	29.813	82.0		2:36.101	

83 Anthony Galliers-Pratt (CMB)									Lola T70 Spyder Mk2										
lap	Sect-1	Speed	Sect-2	Speed	Sect-3	Speed	TopSpeed	laptime	pit	lap	Sect-1	Speed	Sect-2	Speed	Sect-3	Speed	Topspeed	laptime	pit
1	Out	104.0	1:26.470	120.7	30.770	81.4		2:44.842		5	Out	120.7	1:12.948	143.7	27.878	95.9		4:40.617	P
2	49.056	108.2	1:17.923	124.3	30.051	88.0		2:37.030		6	46.375	117.1	1:12.349	143.4	27.665	95.6		2:26.389	
3	48.312	110.6	1:18.390	131.6	30.271	88.3		2:36.973		7	45.681	127.1	1:12.369	143.1	27.866	93.9		2:25.916	
4	49.737	104.0	1:17.179	114.1				2:45.826		8									



**Session Start: 15:29:19 - Finish: 15:51:21**  
**Weather/Track Conditions: Cloud / Dry**  
**Circuit: Silverstone Historic Grand Prix**  
**Track Length: 5.857 Km - 3.6394 miles**

# Silverstone Classic - 29 - 31 Jul 2016

## Can-Am 50 InterSerie Challenge

### Qualifying for Race 7 - Sector Analysis

85 Tony Sinclair (INB)									Lola T292								
lap	Sect-1	Speed	Sect-2	Speed	Sect-3	Speed	TopSpeed	laptime pit	lap	Sect-1	Speed	Sect-2	Speed	Sect-3	Speed	Topspeed	laptime pit
1	Out	119.0	1:06.555	139.5	23.407	107.7		2:09.088	5	Out	127.1	1:05.215	141.9	23.743	102.6		5:38.823 P
2	39.203	140.1	1:03.687	142.8	22.950	107.4		2:05.840	6	40.698	137.2	1:03.506	143.7	24.770	101.5		2:08.974
3	39.422	137.8	1:03.744	143.1	23.865	101.5		2:07.031	7	40.580	137.2	1:02.964	142.5	23.256	106.2		2:06.800
4	40.818	136.7	1:06.453	138.9				2:12.405	8	39.326	138.1	1:02.906	144.0	25.362	101.5		2:07.594

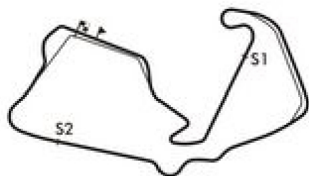
88 Kevin Cooke (INB)									Royale RP17								
lap	Sect-1	Speed	Sect-2	Speed	Sect-3	Speed	TopSpeed	laptime pit	lap	Sect-1	Speed	Sect-2	Speed	Sect-3	Speed	Topspeed	laptime pit
1	Out	116.3	1:23.814	135.6	30.440	84.3		2:41.243	6	42.894	133.4	1:08.719	140.1	29.478	88.5		2:21.091
2	46.556	129.8	1:10.774	138.4	27.394	93.1		2:24.724	7	43.108	134.2	1:08.076	139.5	29.150	93.2		2:20.334
3	43.799	130.6	1:09.708	139.5	27.203	91.2		2:20.710	8	43.230	132.4	1:08.176	139.8	26.237	97.1		2:17.643
4	44.608	127.3	1:10.145	138.9	26.315	93.7		2:21.068	9	43.497	133.9	1:08.328	140.4	26.953	90.8		2:18.778
5	43.159	133.2	1:09.450	137.0	26.732	97.1		2:19.341	10								

95 Gary Culver (CMB)									Lola T70 Mk3								
lap	Sect-1	Speed	Sect-2	Speed	Sect-3	Speed	TopSpeed	laptime pit	lap	Sect-1	Speed	Sect-2	Speed	Sect-3	Speed	Topspeed	laptime pit
1	Out	96.3	1:11.427	125.9	29.551	96.0		2:26.097	5	Out	129.3	1:09.842	146.8	26.688	88.3		4:54.354 P
2	43.259	126.1	1:09.776	135.6	26.675	102.0		2:19.710	6	43.776	131.1	1:07.844	150.1	26.076	94.1		2:17.696
3	43.637	129.6	1:10.627	139.5	27.600	89.6		2:21.864	7	42.569	140.4	1:08.038	151.8	26.330	94.9		2:16.937
4	42.705	129.6	1:08.679	148.5				2:28.089	8								

111 Rick Carlino (INB)									Grd S72								
lap	Sect-1	Speed	Sect-2	Speed	Sect-3	Speed	TopSpeed	laptime pit	lap	Sect-1	Speed	Sect-2	Speed	Sect-3	Speed	Topspeed	laptime pit
1	Out	97.1	1:18.324	125.9	30.206	92.6		2:35.853	5	47.726	116.3	1:15.837	131.1	30.097	91.8		2:33.660
2	47.365	110.6	1:15.504	130.6	29.095	99.0		2:31.964	6	48.811	109.3	1:17.662	124.5	31.555	87.0		2:38.028
3	49.956	107.4	1:20.043	133.7	30.773	81.7		2:40.772	7	47.808	108.6	1:15.245	127.1	31.317	94.3		2:34.370
4	47.986	104.7	1:17.952	125.2	29.722	92.3		2:35.660	8	47.265	111.7	1:15.910	135.8	29.888	90.1		2:33.063

138 Adam Simmonds (CMB)									BMC Huffaker Genie Mk10								
lap	Sect-1	Speed	Sect-2	Speed	Sect-3	Speed	TopSpeed	laptime pit	lap	Sect-1	Speed	Sect-2	Speed	Sect-3	Speed	Topspeed	laptime pit
1	Out	109.7	1:27.403	119.8	34.422	80.3		2:51.424	5	53.822	115.3	1:25.254		33.913	78.9		2:52.989
2	51.271	111.5	1:20.978	119.2	34.374	78.0		2:46.623	6	51.896	117.1	1:23.223		34.101	81.3		2:49.220
3	51.658	114.3	1:24.823	121.8	33.952	80.6		2:50.433	7	51.971	99.6	1:24.532	119.0	33.091	83.0		2:49.594
4	53.335	113.7	1:23.265		33.800	77.3		2:50.400	8								

167 Michele Liguori (INB)									Lola T292								
lap	Sect-1	Speed	Sect-2	Speed	Sect-3	Speed	TopSpeed	laptime pit	lap	Sect-1	Speed	Sect-2	Speed	Sect-3	Speed	Topspeed	laptime pit
1	Out	125.9	1:07.486	138.4	26.842	97.8		2:14.876	5	40.976	135.0	1:07.297	147.8	24.946	108.2		2:13.219
2	41.207	146.2	1:01.747	159.0	23.588	109.7		2:06.542	6	39.307	141.6	1:06.948	123.8	25.087	107.9		2:11.342
3	38.092	153.2	1:00.980	163.3	22.972	108.4		2:02.044	7	38.497	154.6	1:02.018	157.2	23.369	110.2		2:03.884
4	38.271	155.0	1:01.175	161.7	23.738	108.8		2:03.184	8								



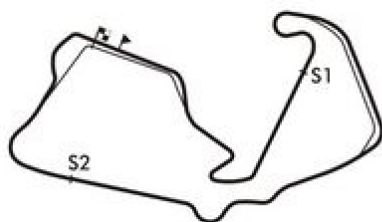
**Session Start: 15:29:19 - Finish: 15:51:21**  
**Weather/Track Conditions: Cloud / Dry**  
**Circuit: Silverstone Historic Grand Prix**  
**Track Length: 5.857 Km - 3.6394 miles**

# Silverstone Classic - 29 - 31 Jul 2016

## Can-Am 50 InterSerie Challenge

### Qualifying for Race 7 - Best Sector Times

POS	NO	DRIVER/S	Sector 1			Sector 2			Sector 3			IDEAL LAP	BEST LAP	On
			TIME	LAP	POS	TIME	LAP	POS	TIME	LAP	POS			
1	67	Rob Hall	37.470	8	2	59.151	9	2	21.712	3	1	1:58.333	<b>1:58.723</b>	<b>3</b>
2	8	Andrew Newall	36.734	4	1	58.701	9	1	22.668	9	2	1:58.103	<b>1:58.891</b>	<b>3</b>
3	6	John Grant	37.709	5	3	59.452	2	3	23.182	2	5	2:00.343	<b>2:00.418</b>	<b>2</b>
4	167	Michele Liguori	38.092	3	4	1:00.980	3	4	22.972	3	4	2:02.044	<b>2:02.044</b>	<b>3</b>
5	31	Frank Bradley	39.864	8	10	1:01.136	4	5	23.259	2	6	2:04.259	<b>2:05.772</b>	<b>4</b>
6	85	Tony Sinclair	39.203	2	5	1:02.906	8	6	22.950	2	3	2:05.059	<b>2:05.840</b>	<b>2</b>
7	60	John Burton	39.284	2	6	1:03.553	2	7	23.374	2	7	2:06.211	<b>2:06.211</b>	<b>2</b>
8	4	Sandy Watson	39.773	5	9	1:03.985	5	9	23.666	2	9	2:07.424	<b>2:07.501</b>	<b>5</b>
9	38	James Claridge	39.408	4	8	1:04.060	3	10	23.523	3	8	2:06.991	<b>2:07.630</b>	<b>3</b>
10	66	Mike Donovan	39.314	2	7	1:03.894	7	8	24.035	1	11	2:07.243	<b>2:08.528</b>	<b>3</b>
11	14	John Spiers	40.442	2	11	1:04.576	8	12	23.864	8	10	2:08.882	<b>2:09.066</b>	<b>8</b>
12	3	Marc Devis	40.594	9	12	1:04.362	5	11	24.498	5	12	2:09.454	<b>2:10.344</b>	<b>5</b>
13	24	Vic Nutter	42.800	4	17	1:06.429	8	13	25.284	8	13	2:14.513	<b>2:14.668</b>	<b>8</b>
14	16	Leo Voyazides	42.722	7	16	1:06.907	6	15	25.428	5	15	2:15.057	<b>2:15.334</b>	<b>6</b>
15	54	Jonathan Loader	43.039	3	19	1:07.966	7	17	25.379	7	14	2:16.384	<b>2:16.888</b>	<b>7</b>
16	95	Gary Culver	42.569	7	15	1:07.844	6	16	26.076	6	17	2:16.489	<b>2:16.937</b>	<b>7</b>
17	47	Nick Pink	42.428	4	13	1:08.508	4	19	25.822	3	16	2:16.758	<b>2:17.117</b>	<b>4</b>
18	18	Peter Schleifer	42.438	7	14	1:06.808	6	14	27.016	6	21	2:16.262	<b>2:17.138</b>	<b>6</b>
19	88	Kevin Cooke	42.894	6	18	1:08.076	7	18	26.237	8	18	2:17.207	<b>2:17.643</b>	<b>8</b>
20	40	Sandy Watson	43.802	4	20	1:09.357	3	20	26.694	2	19	2:19.853	<b>2:20.662</b>	<b>3</b>
21	21	Robert Parker	44.627	8	21	1:11.430	7	22	26.831	7	20	2:22.888	<b>2:24.297</b>	<b>6</b>
22	11	Harm Lagaaij	45.127	5	22	1:10.539	6	21	28.543	5	23	2:24.209	<b>2:24.439</b>	<b>6</b>
23	83	Anthony Galliers-Pratt	45.681	7	23	1:12.349	6	23	27.665	6	22	2:25.695	<b>2:25.916</b>	<b>7</b>
24	111	Rick Carlino	47.265	8	25	1:15.245	7	26	29.095	2	25	2:31.605	<b>2:31.964</b>	<b>2</b>
25	22	Matt Manderson	47.551	3	27	1:14.784	5	24	28.724	5	24	2:31.059	<b>2:32.003</b>	<b>6</b>
26	78	Charlie Birkett	46.925	2	24	1:14.954	4	25	30.767	2	28	2:32.646	<b>2:33.509</b>	<b>2</b>
27	44	Anthony Taylor	47.547	7	26	1:16.554	6	28	30.156	5	27	2:34.257	<b>2:35.613</b>	<b>6</b>
28	79	Gary Wright	47.982	7	28	1:16.137	8	27	29.339	5	26	2:33.458	<b>2:36.101</b>	<b>8</b>
29	138	Adam Simmonds	51.271	2	29	1:20.978	2	29	33.091	7	29	2:45.340	<b>2:46.623</b>	<b>2</b>
30	2	Harry Read	51.401	7	30	1:22.933	6	30	34.392	4	30	2:48.726	<b>2:49.176</b>	<b>6</b>



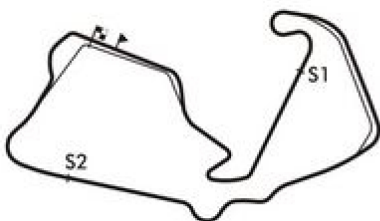
**Session Start: 15:29:19 - Finish: 15:51:21**  
**Weather/Track Conditions: Cloud / Dry**  
**Circuit: Silverstone Historic Grand Prix**  
**Track Length: 5.857 Km - 3.6394 miles**

# Silverstone Classic - 29 - 31 Jul 2016

## Can-Am 50 Interserie Challenge

### Qualifying for Race 7 - Best Sector Speeds

	NO	SECTOR 1	MPH	NO	SECTOR 2	MPH	NO	SECTOR 3	MPH
1	6	John Grant	161.3	6	John Grant	174.3	8	Andrew Newall	116.7
2	8	Andrew Newall	160.9	31	Frank Bradley	172.5	6	John Grant	116.3
3	31	Frank Bradley	159.0	8	Andrew Newall	169.9	67	Rob Hall	114.7
4	167	Michele Liguori	155.0	167	Michele Liguori	163.3	31	Frank Bradley	112.2
5	67	Rob Hall	152.9	67	Rob Hall	160.2	167	Michele Liguori	110.2
6	66	Mike Donovan	145.9	16	Leo Voyazides	156.1	38	James Claridge	109.1
7	3	Marc Devis	145.3	3	Marc Devis	154.6	60	John Burton	109.1
8	60	John Burton	140.7	66	Mike Donovan	153.9	66	Mike Donovan	108.4
9	95	Gary Culver	140.4	95	Gary Culver	151.8	85	Tony Sinclair	107.7
10	85	Tony Sinclair	140.1	60	John Burton	148.8	3	Marc Devis	106.5
11	4	Sandy Watson	139.8	18	Peter Schleifer	146.8	14	John Spiers	105.8
12	38	James Claridge	136.4	4	Sandy Watson	144.9	4	Sandy Watson	104.4
13	14	John Spiers	135.0	85	Tony Sinclair	144.0	24	Vic Nutter	103.7
14	24	Vic Nutter	134.5	14	John Spiers	143.7	16	Leo Voyazides	102.3
15	47	Nick Pink	134.5	83	Anthony Galliers-Pratt	143.7	95	Gary Culver	102.0
16	88	Kevin Cooke	134.2	24	Vic Nutter	141.0	54	Jonathan Loader	101.1
17	16	Leo Voyazides	133.7	38	James Claridge	141.0	47	Nick Pink	99.6
18	54	Jonathan Loader	131.3	47	Nick Pink	141.0	11	Harm Lagaaaj	99.3
19	40	Sandy Watson	129.1	88	Kevin Cooke	140.4	111	Rick Carlino	99.0
20	83	Anthony Galliers-Pratt	127.1	79	Gary Wright	138.1	40	Sandy Watson	98.0
21	18	Peter Schleifer	125.9	54	Jonathan Loader	137.8	18	Peter Schleifer	97.3
22	79	Gary Wright	122.5	111	Rick Carlino	135.8	88	Kevin Cooke	97.1
23	22	Matt Manderson	121.1	22	Matt Manderson	135.6	83	Anthony Galliers-Pratt	95.9
24	21	Robert Parker	120.9	40	Sandy Watson	134.5	21	Robert Parker	94.9
25	11	Harm Lagaaaj	119.4	11	Harm Lagaaaj	134.2	44	Anthony Taylor	93.3
26	138	Adam Simmonds	117.1	44	Anthony Taylor	127.8	78	Charlie Birkett	90.1
27	111	Rick Carlino	116.3	21	Robert Parker	124.3	22	Matt Manderson	89.8
28	2	Harry Read	115.3	78	Charlie Birkett	122.2	79	Gary Wright	87.6
29	44	Anthony Taylor	114.9	138	Adam Simmonds	121.8	138	Adam Simmonds	83.0
30	78	Charlie Birkett	113.2	2	Harry Read	117.7	2	Harry Read	81.9



**Session Start: 15:29:19 - Finish: 15:51:21**  
**Weather/Track Conditions: Cloud / Dry**  
**Circuit: Silverstone Historic Grand Prix**  
**Track Length: 5.857 Km - 3.6394 miles**





### Silverstone Classic - 29 - 31 Jul 2016

#### Can-Am 50 InterSerie Challenge Race 7 - Starting Grid - Amended

Sheet No:

Start Time : 16:15 - Heat Duration : 20 Minutes

15	29	<b>2</b> Harry Read	
14	27	<b>79</b> Gary Wright	28 <b>135</b> Adam Simmonds
13	25	<b>78</b> Charlie Birkett	26 <b>44</b> Anthony Taylor
12	23	<b>117</b> Rick Carlino	24 <b>22</b> Matt Manderson
11	21	<b>11</b> Harm Lagaaij	22 <b>83</b> Anthony Galliers-Pratt
10	19	<b>88</b> Kevin Cooke	20 <b>21</b> Robert Parker
9	17	<b>47</b> Nick Pink	18 <b>18</b> Peter Schleifer
8	15	<b>54</b> Jonathan Loader	16 <b>95</b> Gary Culver
7	13	<b>24</b> Vic Nutter	14 <b>16</b> Leo Voyazides
6	11	<b>14</b> John Spiers	12 <b>3</b> Marc Devis
5	9	<b>38</b> James Claridge	10 <b>66</b> Mike Donovan
4	7	<b>60</b> John Burton	8 <b>4</b> Sandy Watson
3	5	<b>31</b> Frank Bradley	6 <b>85</b> Tony Sinclair
2	3	<b>6</b> John Grant	4 <b>167</b> Michele Liguori
1	1	<b>67</b> Rob Hall	2 <b>8</b> Andrew Newall

Pole Right

ROW

Car 40 withdrawn.

Circuit: Silverstone Historic Grand Prix  
Track Length: 5.857 Km - 3.6394 miles

These results are provisional until the conclusion of any judicial and technical matters.

Clerk of the Course:

Bernard Cottrell

Timekeeper:

Issued at:





## Silverstone Classic - 29 - 31 Jul 2016

### Group C Qualifying for Race 11 - Classification

Sheet No:

POS	NO	DRIVER/S	CLASS	CLASS POS	CAR MAKE / MODEL	TIME	ON	LAPS	GAP	DIFF	MPH
1	9	Nathan Kinch	C3A	1	Lola T92/10	1:50.676	9	10			118.38
2	27	Bob Berridge	C3A	2	Nissan R93	1:50.968	7	8	0.292	0.292	118.07
3	17	Christophe D'Ansembourg	C3A	3	Jaguar XJR14	1:52.850	4	14	2.174	1.882	116.10
4	23	Katsu Kubota	C1A	1	Nissan RC90K	1:52.910	5	12	2.234	0.060	116.04
5	6	Mark Sumpter	C3A	4	Porsche 962	1:52.926	9	12	2.250	0.016	116.02
6	77	Chris Catt	C1A	2	Spice SE90C	1:55.759	7	9	5.083	2.833	113.18
7	14	Tommy Dreelan	C1A	3	Porsche 962	2:00.191	10	13	9.515	4.432	109.01
8	71	Georg Kjallgren	C1A	4	Courage C26S	2:01.728	12	13	11.052	1.537	107.63
9	29	Phil Hall	C1A	5	Spice SE90C	2:02.190	4	8	11.514	0.462	107.22
10	98	Eric De Doncker	C1A	6	Spice SE90C	2:02.493	3	13	11.817	0.303	106.96
11	151	Mike Wrigley	C2A	1	Argo JM19C	2:02.629	3	8	11.953	0.136	106.84
12	177	Frank Lyons	C2A	2	Ald C289	2:08.865	8	11	18.189	6.236	101.67
13	66	Douglas Tifford	C1B	1	Emka C84/1	2:09.071	10	11	18.395	0.206	101.51
14	111	Frederic Da Rocha	C2A	3	Spice SE88C	2:09.586	6	7	18.910	0.515	101.10
15	22	Christian Perrier	C1B	2	March 85G	2:09.976	13	13	19.300	0.390	100.80
16	44	Peter Schleifer	C1B	3	March 84G	2:12.505	8	9	21.829	2.529	98.88
17	109	Nick Chester	C2A	4	Spice SE88P	2:12.681	3	4	22.005	0.176	98.75
18	3	Peter Garrod	C3A	5	Lola T92	2:14.604	5	12	23.928	1.923	97.34
19	112	Jonathan Fay	C2A	5	Tiga GC287	2:23.820	3	6	33.144	9.216	91.10

CAR 27 has two transponders fitted - please remove one

Session Start: 16:05:15 - Finish: 16:35:17  
Weather/Track Conditions: Cloud / Dry  
Circuit: Silverstone Historic Grand Prix  
Track Length: 5.857 Km - 3.6394 miles

These results are provisional until the conclusion of any judicial and technical matters.

Clerk of the Course:

Timekeeper:

Issued at:



# Silverstone Classic - 29 - 31 Jul 2016

## Group C

### Qualifying for Race 11 - Sector Analysis

23 Katsu Kubota (C1A)									Nissan RC90K										
lap	Sect-1	Speed	Sect-2	Speed	Sect-3	Speed	TopSpeed	laptime	pit	lap	Sect-1	Speed	Sect-2	Speed	Sect-3	Speed	Topspeed	laptime	pit
1	Out	133.4	1:03.232	175.7	22.443	111.3		2:09.306		7	38.590	149.5	1:01.443	140.4				2:08.378	
2	37.818	133.4	59.748	176.1	25.103	101.7		2:02.669		8	Out	155.0	59.458	170.8	21.654	113.6		7:54.616	P
3	36.653	165.3	58.521	169.9	21.905	113.0		1:57.079		9	35.800	169.5	56.621	178.5	22.092	113.6		1:54.513	
4	38.479	161.7	57.363	177.1	21.746	112.8		1:57.588		10	35.849	168.2	56.526	179.4	21.711	110.6		1:54.086	
5	35.957	168.2	55.881	176.1	21.072	115.9		1:52.910		11	35.969	168.6	56.430	181.9	22.226	117.5		1:54.625	
6	35.723	167.8	56.200	175.7	21.141	119.6		1:53.064		12	36.788	168.6	56.710	179.9	20.995	119.0		1:54.493	

27 Bob Berridge (C3A)									Nissan R93										
lap	Sect-1	Speed	Sect-2	Speed	Sect-3	Speed	TopSpeed	laptime	pit	lap	Sect-1	Speed	Sect-2	Speed	Sect-3	Speed	Topspeed	laptime	pit
1	Out	135.6	1:02.203	178.0	23.442	111.8		2:04.843		5	41.294	126.1	1:05.533	133.2				2:10.828	
2	36.563	168.2	56.191	180.4	21.994	113.7		1:54.748		6	Out	146.8	59.402	175.7	21.325	124.3		6:03.534	P
3	36.834	170.3	56.575	179.0	21.978	117.3		1:55.387		7	35.042	172.1	55.123	178.5	20.803	126.6		1:50.968	
4	36.450	167.4	56.304	179.9	21.819	120.7		1:54.573		8	44.748	87.8	1:19.279	103.6				2:31.146	

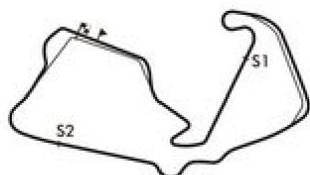
29 Phil Hall (C1A)									Spice SE90C										
lap	Sect-1	Speed	Sect-2	Speed	Sect-3	Speed	TopSpeed	laptime	pit	lap	Sect-1	Speed	Sect-2	Speed	Sect-3	Speed	Topspeed	laptime	pit
1	Out	83.6	1:13.291	139.8	23.869	105.4		2:28.555		5	38.344	147.2	1:02.198	160.2	22.067	118.1		2:02.609	
2	55.446	144.3	1:01.167	159.0	22.846	114.1		2:19.459		6	44.067	128.1	1:00.766	159.8	21.966	117.1		2:06.799	
3	39.858	143.1	1:01.186	157.5	22.788	111.7		2:03.832		7	38.459	152.2	1:00.857	159.8	24.022	109.1		2:03.338	
4	38.928	155.0	1:00.555	160.2	22.707	108.9		2:02.190		8	38.401	153.9	1:02.918	159.8				2:04.828	

44 Peter Schleifer (C1B)									March 84G										
lap	Sect-1	Speed	Sect-2	Speed	Sect-3	Speed	TopSpeed	laptime	pit	lap	Sect-1	Speed	Sect-2	Speed	Sect-3	Speed	Topspeed	laptime	pit
1	Out	98.1	1:13.256	128.3	27.827	98.5		2:28.749		6	44.228	106.7	1:07.281	150.1	25.745	105.5		2:17.254	
2	43.554	116.5	1:06.252	145.3	26.027	106.9		2:15.833		7	45.871	121.8	1:06.255	147.8	26.219	107.7		2:18.345	
3	42.325	113.4	1:06.898	146.5	26.042	107.9		2:15.265		8	40.922	122.7	1:05.583	151.1	26.000	107.0		2:12.505	
4	41.422	127.3	1:05.874	145.6	26.311	106.7		2:13.607		9	47.518	111.5	1:23.218	108.9				2:45.445	
5	41.223	138.9	1:05.673	159.0	25.717	109.3		2:12.613		10									

66 Douglas Titford (C1B)									Emka C84/1										
lap	Sect-1	Speed	Sect-2	Speed	Sect-3	Speed	TopSpeed	laptime	pit	lap	Sect-1	Speed	Sect-2	Speed	Sect-3	Speed	Topspeed	laptime	pit
1	Out	113.7	1:12.948	150.5	28.258	101.1		2:27.354		7	42.328	144.6	1:04.521	153.2	24.901	106.4		2:11.750	
2	46.356	104.9	1:12.710	112.0	30.309	96.0		2:29.375		8	40.417	144.9	1:04.178	153.9	24.502	107.0		2:09.097	
3	44.339	130.1	1:10.214	146.5	29.013	86.9		2:23.566		9	40.907	145.3	1:04.916	154.6	24.141	108.1		2:09.964	
4	45.191	135.6	1:12.122	146.8				2:32.422		10	40.435	143.7	1:04.137	154.3	24.499	102.1		2:09.071	
5	Out	137.0	1:05.573	152.5	25.652	102.0		6:38.819	P	11	40.241	143.7	1:04.479	154.3	25.229	97.0		2:09.949	
6	41.208	143.4	1:04.593	153.9	24.440	104.0		2:10.241		12									

71 Georg Kjallgren (C1A)									Courage C26S										
lap	Sect-1	Speed	Sect-2	Speed	Sect-3	Speed	TopSpeed	laptime	pit	lap	Sect-1	Speed	Sect-2	Speed	Sect-3	Speed	Topspeed	laptime	pit
1	Out	102.3	1:13.201	131.8	27.749	99.3		2:26.732		8	Out	138.9	1:02.632	153.6	22.960	108.4		3:53.407	P
2	44.650	125.0	1:06.173	141.3	25.530	104.9		2:16.353		9	39.463	152.5	1:00.436	155.7	22.564	112.0		2:02.463	
3	40.157	137.5	1:02.835	145.6	24.645	107.9		2:07.637		10	39.131	151.8	1:01.119	155.0	23.099	106.7		2:03.349	
4	39.718	134.5	1:02.764	153.6	23.569	110.4		2:06.051		11	40.142	134.8	1:02.302	153.9	22.910	105.8		2:05.354	
5	39.355	145.9	1:01.649	154.3	23.476	107.7		2:04.480		12	38.564	152.2	1:00.604	156.8	22.560	111.3		2:01.728	
6	40.373	145.9	1:01.957	153.6	23.873	106.9		2:06.203		13	44.141	125.4	1:04.706	141.3				2:16.036	
7	40.883	133.2	1:03.764	130.8				2:08.980		14									

77 Chris Catt (C1A)									Spice SE90C										
lap	Sect-1	Speed	Sect-2	Speed	Sect-3	Speed	TopSpeed	laptime	pit	lap	Sect-1	Speed	Sect-2	Speed	Sect-3	Speed	Topspeed	laptime	pit
1	Out	145.3	1:03.211	159.4	26.587	113.6		2:09.589		6	Out	153.2	59.045	159.0	21.804	120.5		4:41.836	P
2	37.562	155.3	59.615	164.1	22.026	121.4		1:59.203		7	36.927	155.0	57.462	164.9	21.370	121.4		1:55.759	
3	36.454	155.7	58.309	164.5	21.766	118.6		1:56.529		8	36.608	156.8	57.089	164.9	22.292	110.9		1:55.989	
4	36.478	155.3	58.515	164.5	21.794	119.6		1:56.787		9	37.502	154.3	1:07.968	123.8				2:40.672	
5	36.652	155.3	59.436	162.1				1:58.035		10									



# Silverstone Classic - 29 - 31 Jul 2016

## Group C

### Qualifying for Race 11 - Sector Analysis

98 Eric De Doncker (C1A)									Spice SE90C								
lap	Sect-1	Speed	Sect-2	Speed	Sect-3	Speed	TopSpeed	laptime pit	lap	Sect-1	Speed	Sect-2	Speed	Sect-3	Speed	Topspeed	laptime pit
1	Out	134.2	1:06.676	151.1	27.527	102.5		2:14.969	8	38.635	151.5	1:01.050	156.8	23.624	107.9		2:03.309
2	38.677	150.8	1:02.512	153.9	23.447	110.2		2:04.636	9	39.113	149.8	1:02.568	150.8	31.608	109.7		2:13.289
3	38.438	150.1	1:00.419	158.3	23.636	110.7		2:02.493	10	38.712	150.1	1:01.916	157.5	23.824	105.7		2:04.452
4	38.637	149.8	1:01.055	157.2	23.165	109.7		2:02.857	11	44.454	132.4	1:05.635	154.6	25.156	110.0		2:15.245
5	40.930	143.4	1:07.134	154.6				2:10.419	12	38.721	150.1	1:01.790	158.3	23.535	109.7		2:04.046
6	Out	137.5	1:01.727	157.5	27.398	112.2		3:34.320 P	13	47.080	115.9	1:09.003	154.3	25.270	111.1		2:21.353
7	39.883	147.2	1:00.850	156.8	23.659	109.1		2:04.392	14								

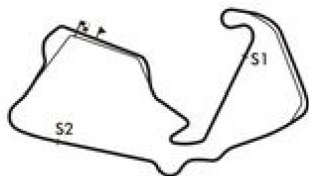
109 Nick Chester (C2A)									Spice SE88P								
lap	Sect-1	Speed	Sect-2	Speed	Sect-3	Speed	TopSpeed	laptime pit	lap	Sect-1	Speed	Sect-2	Speed	Sect-3	Speed	Topspeed	laptime pit
1	Out	122.7	1:08.802	125.9	25.911	96.0		2:16.984	3	40.681	128.6	1:07.096	125.4	24.904	101.5		2:12.681
2	41.366	122.5	1:07.511	129.6	25.627	96.1		2:14.504	4	40.650	124.3	1:06.450	136.7	25.804	103.2		2:12.904

111 Frederic Da Rocha (C2A)									Spice SE88C								
lap	Sect-1	Speed	Sect-2	Speed	Sect-3	Speed	TopSpeed	laptime pit	lap	Sect-1	Speed	Sect-2	Speed	Sect-3	Speed	Topspeed	laptime pit
1	Out	108.4	1:15.565	137.0	31.518	88.9		2:34.756	5	41.254	147.5	1:03.020	156.8	26.112	97.8		2:10.386
2	42.731	146.5	1:04.592	156.1	26.711	96.4		2:14.034	6	41.217	149.8	1:02.741	156.4	25.628	101.7		2:09.586
3	40.616	140.7	1:04.351	155.3	26.195	94.0		2:11.162	7	40.759	147.8	1:02.914	156.1				2:12.257
4	40.489	147.8	1:04.698	154.3	25.742	99.3		2:10.929	8								

112 Jonathan Fay (C2A)									Tiga GC287								
lap	Sect-1	Speed	Sect-2	Speed	Sect-3	Speed	TopSpeed	laptime pit	lap	Sect-1	Speed	Sect-2	Speed	Sect-3	Speed	Topspeed	laptime pit
1	Out	93.3	1:15.200	126.1	32.137	81.5		2:35.842	4	44.748	115.5	1:11.353	126.4	28.422	92.1		2:24.523
2	46.845	114.9	1:11.670	130.1	28.038	96.1		2:26.553	5	44.701	125.4	1:13.307	132.6	28.536	92.4		2:26.544
3	44.588	123.1	1:10.981	135.6	28.251	93.6		2:23.820	6	46.855	119.6	1:12.358	132.4				2:25.664

151 Mike Wrigley (C2A)									Argo JM19C								
lap	Sect-1	Speed	Sect-2	Speed	Sect-3	Speed	TopSpeed	laptime pit	lap	Sect-1	Speed	Sect-2	Speed	Sect-3	Speed	Topspeed	laptime pit
1	Out	123.4	1:08.890	143.4	24.163	104.0		2:14.595	5	Out	147.2	1:01.859	153.9	23.162	108.8		6:07.825 P
2	40.170	144.0	1:02.446	150.1	22.893	108.1		2:05.509	6	39.641	146.8	1:01.643	154.6	22.850	107.9		2:04.134
3	38.304	147.8	1:01.709	153.2	22.616	110.6		2:02.629	7	40.271	147.8	1:01.773	151.8	22.516	113.6		2:04.560
4	40.343	117.1	1:03.849	148.8				2:04.047	8	49.403	140.4	1:04.675	147.2				2:16.998

177 Frank Lyons (C2A)									Ald C289								
lap	Sect-1	Speed	Sect-2	Speed	Sect-3	Speed	TopSpeed	laptime pit	lap	Sect-1	Speed	Sect-2	Speed	Sect-3	Speed	Topspeed	laptime pit
1	Out	124.5	1:10.037	146.5	27.587	96.8		2:21.913	7	Out	140.4	1:05.209	149.5	24.605	106.9		7:43.696 P
2	43.325	126.4	1:07.305	149.5	26.050	104.2		2:16.680	8	40.537	141.9	1:04.156	151.5	24.172	107.9		2:08.865
3	41.864	134.5	1:06.272	151.1	25.428	104.2		2:13.564	9	40.424	136.7	1:04.385	151.8	24.117	101.2		2:08.926
4	41.298	128.1	1:06.283	149.1	25.333	105.2		2:12.914	10	41.461	138.4	1:05.452	150.1	24.934	100.0		2:11.847
5	42.196	137.5	1:05.653	151.5	25.376	98.8		2:13.225	11	41.181	144.9	1:04.499	155.0	24.203	104.5		2:09.883
6	42.537	118.1	1:05.935	142.5				2:18.545	12								



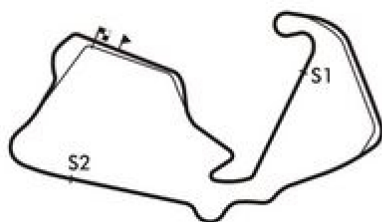
**Session Start: 16:05:15 - Finish: 16:35:17**  
**Weather/Track Conditions: Cloud / Dry**  
**Circuit: Silverstone Historic Grand Prix**  
**Track Length: 5.857 Km - 3.6394 miles**

# Silverstone Classic - 29 - 31 Jul 2016

## Group C

### Qualifying for Race 11 - Best Sector Times

POS	NO	DRIVER/S	Sector 1			Sector 2			Sector 3			IDEAL LAP	BEST LAP	On
			TIME	LAP	POS	TIME	LAP	POS	TIME	LAP	POS			
1	9	Nathan Kinch	35.194	9	3	55.713	9	2	19.668	6	1	1:50.575	<b>1:50.676</b>	<b>9</b>
2	27	Bob Berridge	35.042	7	1	55.123	7	1	20.803	7	4	1:50.968	<b>1:50.968</b>	<b>7</b>
3	17	Christophe D'Ansembourg	35.142	5	2	56.538	5	4	20.781	14	3	1:52.461	<b>1:52.850</b>	<b>4</b>
4	23	Katsu Kubota	35.723	6	5	55.881	5	3	20.995	12	5	1:52.599	<b>1:52.910</b>	<b>5</b>
5	6	Mark Sumpter	35.618	9	4	56.569	4	5	20.187	11	2	1:52.374	<b>1:52.926</b>	<b>9</b>
6	77	Chris Catt	36.454	3	6	57.089	8	6	21.370	7	6	1:54.913	<b>1:55.759</b>	<b>7</b>
7	14	Tommy Dreelan	37.885	9	7	58.926	10	7	21.851	10	7	1:58.662	<b>2:00.191</b>	<b>10</b>
8	71	Georg Kjallgren	38.564	12	11	1:00.436	9	9	22.560	12	10	2:01.560	<b>2:01.728</b>	<b>12</b>
9	29	Phil Hall	38.344	5	9	1:00.555	4	10	21.966	6	8	2:00.865	<b>2:02.190</b>	<b>4</b>
10	98	Eric De Doncker	38.438	3	10	1:00.419	3	8	23.165	4	11	2:02.022	<b>2:02.493</b>	<b>3</b>
11	151	Mike Wrigley	38.304	3	8	1:01.643	6	11	22.516	7	9	2:02.463	<b>2:02.629</b>	<b>3</b>
12	177	Frank Lyons	40.424	9	13	1:04.156	8	14	24.117	9	13	2:08.697	<b>2:08.865</b>	<b>8</b>
13	66	Douglas Tifford	40.241	11	12	1:04.137	10	13	24.141	9	14	2:08.519	<b>2:09.071</b>	<b>10</b>
14	111	Frederic Da Rocha	40.489	4	14	1:02.741	6	12	25.628	6	17	2:08.858	<b>2:09.586</b>	<b>6</b>
15	22	Christian Perrier	41.461	13	17	1:04.451	13	15	24.064	13	12	2:09.976	<b>2:09.976</b>	<b>13</b>
16	44	Peter Schleifer	40.922	8	16	1:05.583	8	17	25.717	5	18	2:12.222	<b>2:12.505</b>	<b>8</b>
17	109	Nick Chester	40.650	4	15	1:06.450	4	18	24.904	3	15	2:12.004	<b>2:12.681</b>	<b>3</b>
18	3	Peter Garrod	43.117	10	18	1:05.500	5	16	25.090	5	16	2:13.707	<b>2:14.604</b>	<b>5</b>
19	112	Jonathan Fay	44.588	3	19	1:10.981	3	19	28.038	2	19	2:23.607	<b>2:23.820</b>	<b>3</b>



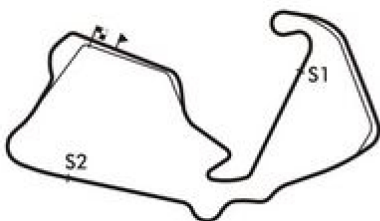
**Session Start: 16:05:15 - Finish: 16:35:17**  
**Weather/Track Conditions: Cloud / Dry**  
**Circuit: Silverstone Historic Grand Prix**  
**Track Length: 5.857 Km - 3.6394 miles**

# Silverstone Classic - 29 - 31 Jul 2016

## Group C

### Qualifying for Race 11 - Best Sector Speeds

	NO	SECTOR 1	MPH	NO	SECTOR 2	MPH	NO	SECTOR 3	MPH
1	27	Bob Berridge	172.1	23	Katsu Kubota	181.9	17	Christophe D'Ansembourg	127.1
2	23	Katsu Kubota	169.5	27	Bob Berridge	180.4	27	Bob Berridge	126.6
3	17	Christophe D'Ansembourg	165.3	14	Tommy Dreelan	167.4	9	Nathan Kinch	125.4
4	6	Mark Sumpter	158.3	6	Mark Sumpter	166.1	77	Chris Catt	121.4
5	77	Chris Catt	156.8	17	Christophe D'Ansembourg	165.7	23	Katsu Kubota	119.6
6	14	Tommy Dreelan	155.0	77	Chris Catt	164.9	6	Mark Sumpter	118.8
7	29	Phil Hall	155.0	29	Phil Hall	160.2	29	Phil Hall	118.1
8	9	Nathan Kinch	154.6	9	Nathan Kinch	159.0	14	Tommy Dreelan	116.1
9	71	Georg Kjallgren	152.5	44	Peter Schleifer	159.0	151	Mike Wrigley	113.6
10	98	Eric De Doncker	151.5	98	Eric De Doncker	158.3	98	Eric De Doncker	112.2
11	111	Frederic Da Rocha	149.8	71	Georg Kjallgren	156.8	71	Georg Kjallgren	112.0
12	151	Mike Wrigley	147.8	111	Frederic Da Rocha	156.8	44	Peter Schleifer	109.3
13	66	Douglas Titford	145.3	22	Christian Perrier	156.1	66	Douglas Titford	108.1
14	22	Christian Perrier	144.9	177	Frank Lyons	155.0	177	Frank Lyons	107.9
15	177	Frank Lyons	144.9	66	Douglas Titford	154.6	3	Peter Garrod	106.4
16	3	Peter Garrod	144.3	151	Mike Wrigley	154.6	22	Christian Perrier	103.2
17	44	Peter Schleifer	138.9	3	Peter Garrod	153.2	109	Nick Chester	103.2
18	109	Nick Chester	128.6	109	Nick Chester	136.7	111	Frederic Da Rocha	101.7
19	112	Jonathan Fay	125.4	112	Jonathan Fay	135.6	112	Jonathan Fay	96.1
20	35	Peter Garrod	0.0	35	Peter Garrod	0.0	35	Peter Garrod	0.0



**Session Start: 16:05:15 - Finish: 16:35:17**  
**Weather/Track Conditions: Cloud / Dry**  
**Circuit: Silverstone Historic Grand Prix**  
**Track Length: 5.857 Km - 3.6394 miles**



## Silverstone Classic - 29 - 31 Jul 2016

### Group C

### Race 11 - Starting Grid

Sheet No:

Start Time : 20:30 - Heat Duration : 30 Minutes

10	19	<b>112</b> Jonathan Fay	<input type="text"/>
9	17	<b>109</b> Nick Chester	18 <b>3</b> Peter Garrod
8	15	<b>22</b> Christian Perrier	16 <b>44</b> Peter Schleifer
7	13	<b>66</b> Douglas Titford	14 <b>111</b> Frederic Da Rocha
6	11	<b>151</b> Mike Wrigley	12 <b>177</b> Frank Lyons
5	9	<b>29</b> Phil Hall	10 <b>98</b> Eric De Doncker
4	7	<b>14</b> Tommy Dreelan	8 <b>71</b> Georg Kjallgren
3	5	<b>6</b> Mark Sumpter	6 <b>77</b> Chris Catt
2	3	<b>17</b> Christophe D'Ansembourg	4 <b>23</b> Katsu Kubota
1	1	<b>9</b> Nathan Kinch	2 <b>27</b> Bob Berridge
ROW	Pole Right		

Circuit: Silverstone Historic Grand Prix  
Track Length: 5.857 Km - 3.6394 miles

These results are provisional until the conclusion of any judicial and technical matters.

Clerk of the Course:

Timekeeper:

Issued at:





## Silverstone Classic - 29 - 31 Jul 2016

### International Trophy for Classic GT Cars (Pre '66) Qualifying for Race 10 - Classification

Sheet No:

POS	NO	DRIVER/S	CLASS	CLASS POS	CAR MAKE / MODEL	TIME	ON	LAPS	GAP	DIFF	MPH
1	46	Mike Whitaker	C3	1	TVR Griffith	2:23.842	9	10			91.08
2	2	Voyazides-Hadfield	C3	2	Shelby Daytona Cobra	2:24.168	12	12	0.326	0.326	90.88
3	11	Bryant G-Bryant O	C3	3	AC Cobra	2:24.237	9	12	0.395	0.069	90.83
4	92	Thomas-Lockie	C3	4	Jaguar E-Type	2:25.130	2	12	1.288	0.893	90.28
5	14	Kinch N-Kinch L	C3	5	Jaguar E-Type	2:25.235	4	7	1.393	0.105	90.21
6	37	Hall-Willis	C3	6	Shelby American Cobra	2:25.675	5	11	1.833	0.440	89.94
7	94	Gans-Wolfe	C3	7	AC Cobra	2:26.116	3	12	2.274	0.441	89.67
8	32	John Spiers	C3	8	TVR Griffith	2:26.488	6	8	2.646	0.372	89.44
9	160	Martin Stretton	C3	9	Jaguar E-Type	2:26.916	8	12	3.074	0.428	89.18
10	13	Wilson-Greensall	CLP	1	Lotus Elan 26R	2:27.398	10	11	3.556	0.482	88.89
11	53	Pearson J-Pearson G	C3	10	Jaguar E-Type	2:27.490	10	11	3.648	0.092	88.83
12	71	Roger Wills	C3	11	Bizzarrini 5300 GT	2:27.608	7	11	3.766	0.118	88.76
13	80	Chris Beighton	C3	12	Sunbeam Le Mans Tiger	2:27.959	9	11	4.117	0.351	88.55
14	75	Bremner-Reid	C3	13	AC Cobra	2:28.164	3	10	4.322	0.205	88.43
15	44	Thomas-O'Connell	C3	14	Jaguar E-Type	2:28.282	9	9	4.440	0.118	88.36
16	165	Thompson-Hales	C3	15	TVR Griffith	2:28.434	7	11	4.592	0.152	88.27
17	26	Davison-Morris	CLP	2	Lotus Elan	2:28.483	3	11	4.641	0.049	88.24
18	72	Jamie Boot	C3	16	TVR Griffith	2:28.891	9	12	5.049	0.408	88.00
19	144	Pochciol-Hanson	C3	17	AC Cobra	2:29.032	6	8	5.190	0.141	87.91
20	28	Folch-Rusiñol-Mitchell	C3	18	Jaguar E-Type	2:29.472	10	11	5.630	0.440	87.65
21	63	Tromans-Meaden	CLP	3	Lotus Elan 26R	2:29.520	10	11	5.678	0.048	87.63
22	7	Friedrichs-Mallock	C3	19	Aston Martin DP214	2:30.579	11	11	6.737	1.059	87.01
23	9	Craig Davies	C3	20	Chevrolet Corvette Stingray	2:30.999	2	10	7.157	0.420	86.77
24	89	Wrigley Mi-Wrigley Ma	C3	21	Jaguar E-Type	2:31.044	10	11	7.202	0.045	86.74
25	79	Martin-Haddon	CLP	4	Lotus Elan	2:31.384	8	11	7.542	0.340	86.55
26	17	Wakeman-Blakeney-Edwards	C3	22	Jaguar E-Type	2:31.435	3	5	7.593	0.051	86.52
27	113	Shaun Lynn	C3	23	AC Cobra	2:31.919	2	7	8.077	0.484	86.24
28	90	Rittweger-Hancock	C3	24	Jaguar E-Type	2:32.400	3	9	8.558	0.481	85.97
29	97	Atkins-Curnow	CLP	5	Lotus Elan 26R	2:32.526	4	11	8.684	0.126	85.90
30	233	Reinhardt Da-Reinhardt Do	C3	25	Jaguar E-Type	2:32.589	4	11	8.747	0.063	85.86
31	10	Butler-Rich	C3	26	Jaguar E-Type	2:32.604	10	10	8.762	0.015	85.85
32	39	Müller U-Müller A	CLP	6	Lotus Elan 26R	2:33.259	10	11	9.417	0.655	85.49
33	81	David Tomlin	CLP	7	Lotus Elan	2:33.394	6	8	9.552	0.135	85.41
34	59	Galal Mahmoud	C3	27	Jaguar E-Type	2:33.684	7	11	9.842	0.290	85.25
35	38	Cliff Gray	C3	28	Jaguar E-Type	2:35.529	4	11	11.687	1.845	84.24
36	275	Grace-Schildt	C2	1	Austin Healey 3000	2:36.144	9	10	12.302	0.615	83.91
37	207	Harris-McIntyre	C2	2	Austin Healey 3000	2:36.694	9	10	12.852	0.550	83.61
38	96	Nyblaeus-Welch	C2	3	Austin Healey 3000	2:37.700	3	7	13.858	1.006	83.08
39	52	Maydon-Hagan	CLP	8	Ginetta G4R	2:38.127	5	7	14.285	0.427	82.86
40	138	Files K-Files J	C2	4	Triumph TR4	2:38.188	10	10	14.346	0.061	82.82

Car 144 requires a working transponder - Regulation Q.12.2.1 refers.  
A 30 second penalty will be applied if not working in the race.

Session Start: 16:45:16 - Finish: 17:15:17  
Weather/Track Conditions: Cloud / Dry  
Circuit: Silverstone Historic Grand Prix  
Track Length: 5.857 Km - 3.6394 miles

These results are provisional until the conclusion of any judicial and technical matters.

Clerk of the Course:

Bernard Cottrell

Timekeeper:

Issued at:



## Silverstone Classic - 29 - 31 Jul 2016

### International Trophy for Classic GT Cars (Pre '66) Qualifying for Race 10 - Classification

Sheet No:

POS	NO	DRIVER/S	CLASS	CLASS POS	CAR MAKE / MODEL	TIME	ON	LAPS	GAP	DIFF	MPH
41	47	Paul-Bourne	C1	1	TVR Grantura	2:38.506	5	11	14.664	0.318	82.66
42	33	Hans Huebner	C3	29	Jaguar E-Type	2:38.888	2	11	15.046	0.382	82.46
43	86	Till Bechtolsheimer	C3	30	Tojeiro EE-Buick	2:40.375	8	11	16.533	1.487	81.69
44	126	Bradshaw-Hindley	CLP	9	Lotus Elan 26R	2:40.802	9	10	16.960	0.427	81.48
45	171	Milner-Gedda	C3	31	Jaguar E-Type	2:41.633	3	10	17.791	0.831	81.06
46	34	Karl Wetherell	C2	5	Triumph TR4	2:41.940	8	11	18.098	0.307	80.90
47	35	Smart-Hancock	C3	32	Ford Mustang GT350	2:42.500	10	10	18.658	0.560	80.63
48	60	Katarina Kyvalova	C3	33	Jaguar E-Type	2:46.208	4	11	22.366	3.708	78.83
49	57	Richardson-Spindlow	B2	1	Morgan Plus 4	2:47.899	3	9	24.057	1.691	78.03
50	78	Galliers-Pratt-Blakeney-Edwards	C1	2	Porsche 911	2:49.226	2	10	25.384	1.327	77.42
51	128	Steve Jones	C1	3	Porsche 911	2:49.624	8	10	25.782	0.398	77.24
52	51	Nik Spencer	C1	4	MG B	2:50.398	7	10	26.556	0.774	76.89
53	159	Newbold-Arif	C1	5	MG B	2:51.149	3	6	27.307	0.751	76.55
54	124	Dod P-Dod N	C3	34	TVR Griffith	2:51.326	2	4	27.484	0.177	76.47
55	188	Binfield B-Binfield S	C1	6	Gilbern 1800GT	2:53.486	10	10	29.644	2.160	75.52
56	50	Bateman-Barton	CLP	10	Lotus Elan S2	2:53.514	2	9	29.672	0.028	75.51
57	66	Johnson-Brown	C1	7	MG B	2:54.398	9	9	30.556	0.884	75.13
58	123	Ryan Hooker	C1	8	MG B						

Car 144 requires a working transponder - Regulation Q.12.2.1 refers.  
A 30 second penalty will be applied if not working in the race.

Session Start: 16:45:16 - Finish: 17:15:17  
Weather/Track Conditions: Cloud / Dry  
Circuit: Silverstone Historic Grand Prix  
Track Length: 5.857 Km - 3.6394 miles

These results are provisional until the conclusion of any judicial and technical matters.

Clerk of the Course:

Bernard Cottrell

Timekeeper:

Issued at:

















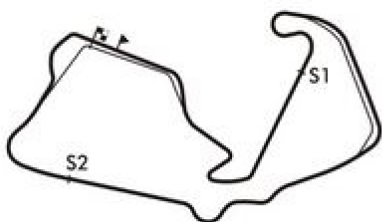


# Silverstone Classic - 29 - 31 Jul 2016

## International Trophy for Classic GT Cars (Pre '66)

### Qualifying for Race 10 - Best Sector Times

POS	NO	DRIVER/S	Sector 1			Sector 2			Sector 3			IDEAL LAP	BEST LAP	On
			TIME	LAP	POS	TIME	LAP	POS	TIME	LAP	POS			
1	46	Mike Whitaker	44.848	7	4	1:11.905	9	3	27.064	3	2	2:23.817	<b>2:23.842</b>	9
2	2	Voyazides-Hadfield	44.529	12	1	1:11.919	9	4	27.526	11	7	2:23.974	<b>2:24.168</b>	12
3	11	Bryant G-Bryant O	44.830	12	3	1:11.610	9	2	27.235	9	3	2:23.675	<b>2:24.237</b>	9
4	92	Thomas-Lockie	45.481	5	7	1:11.472	10	1	27.473	2	6	2:24.426	<b>2:25.130</b>	2
5	14	Kinch N-Kinch L	44.767	7	2	1:11.983	7	5	27.356	2	4	2:24.106	<b>2:25.235</b>	4
6	37	Hall-Willis	45.425	5	6	1:12.956	5	8	27.017	3	1	2:25.398	<b>2:25.675</b>	5
7	94	Gans-Wolfe	45.185	4	5	1:12.352	9	6	27.610	3	9	2:25.147	<b>2:26.116</b>	3
8	32	John Spiers	45.907	6	13	1:12.615	6	7	27.966	6	15	2:26.488	<b>2:26.488</b>	6
9	160	Martin Stretton	45.628	7	8	1:13.380	8	12	27.377	7	5	2:26.385	<b>2:26.916</b>	8
10	13	Wilson-Greensall	46.098	10	15	1:13.661	10	15	27.565	7	8	2:27.324	<b>2:27.398</b>	10
11	53	Pearson J-Pearson G	45.906	9	12	1:13.010	11	10	27.640	10	10	2:26.556	<b>2:27.490</b>	10
12	71	Roger Wills	45.847	7	10	1:13.374	6	11	28.102	7	16	2:27.323	<b>2:27.608</b>	7
13	80	Chris Beighton	46.191	9	16	1:12.973	7	9	28.222	9	18	2:27.386	<b>2:27.959</b>	9
14	75	Bremner-Reid	45.867	3	11	1:13.955	4	17	27.897	3	13	2:27.719	<b>2:28.164</b>	3
15	44	Thomas-O'Connell	46.640	8	21	1:13.525	9	13	27.784	9	11	2:27.949	<b>2:28.282</b>	9
16	165	Thompson-Hales	45.708	8	9	1:13.639	7	14	28.250	7	19	2:27.597	<b>2:28.434</b>	7
17	26	Davison-Morris	46.019	3	14	1:14.437	5	19	27.798	8	12	2:28.254	<b>2:28.483</b>	3
18	72	Jamie Boot	46.669	12	22	1:13.839	9	16	28.338	9	23	2:28.846	<b>2:28.891</b>	9
19	144	Pochciol-Hanson											<b>2:29.032</b>	6
20	28	Folch-Rusiñol-Mitchell	46.242	10	17	1:14.537	11	21	28.133	10	17	2:28.912	<b>2:29.472</b>	10
21	63	Tromans-Meaden	46.500	10	19	1:14.428	10	18	27.939	11	14	2:28.867	<b>2:29.520</b>	10
22	7	Friedrichs-Mallock	47.254	10	25	1:14.986	11	22	28.253	11	20	2:30.493	<b>2:30.579</b>	11
23	9	Craig Davies	46.553	7	20	1:14.454	10	20	29.088	4	33	2:30.095	<b>2:30.999</b>	2
24	89	Wrigley Mi-Wrigley Ma	46.774	11	23	1:15.341	10	26	28.288	9	21	2:30.403	<b>2:31.044</b>	10
25	79	Martin-Haddon	46.989	8	24	1:15.517	10	27	28.314	8	22	2:30.820	<b>2:31.384</b>	8
26	17	Wakeman-Blakeney-Edwards	47.423	3	26	1:15.019	3	23	28.993	3	30	2:31.435	<b>2:31.435</b>	3
27	113	Shaun Lynn	46.291	3	18	1:15.338	2	25	29.200	2	37	2:30.829	<b>2:31.919</b>	2
28	90	Rittweger-Hancock	47.725	3	30	1:15.295	4	24	28.743	3	27	2:31.763	<b>2:32.400</b>	3
29	97	Atkins-Curnow	47.649	6	28	1:16.034	3	30	28.427	4	24	2:32.110	<b>2:32.526</b>	4
30	233	Reinhardt Da-Reinhardt Do	47.702	4	29	1:15.613	3	28	29.198	4	36	2:32.513	<b>2:32.589</b>	4
31	10	Butler-Rich	47.765	9	31	1:15.904	9	29	28.438	10	25	2:32.107	<b>2:32.604</b>	10
32	39	Müller U-Müller A	47.978	9	33	1:16.118	9	31	28.703	8	26	2:32.799	<b>2:33.259</b>	10
33	81	David Tomlin	47.782	7	32	1:16.707	6	33	28.866	6	29	2:33.355	<b>2:33.394</b>	6
34	59	Galal Mahmoud	47.516	11	27	1:16.622	7	32	28.747	11	28	2:32.885	<b>2:33.684</b>	7
35	38	Cliff Gray	48.270	9	34	1:17.961	9	35	29.083	4	32	2:35.314	<b>2:35.529</b>	4
36	275	Grace-Schildt	48.572	8	35	1:17.197	7	34	29.349	9	38	2:35.118	<b>2:36.144</b>	9
37	207	Harris-McIntyre	48.632	4	36	1:18.391	10	36	29.055	9	31	2:36.078	<b>2:36.694</b>	9
38	96	Nyblaeus-Welch	48.798	3	37	1:19.440	3	41	29.462	3	39	2:37.700	<b>2:37.700</b>	3
39	52	Maydon-Hagan	48.941	4	38	1:18.557	5	37	29.522	5	40	2:37.020	<b>2:38.127</b>	5
40	138	Files K-Files J	49.189	10	39	1:19.274	10	40	29.651	7	41	2:38.114	<b>2:38.188</b>	10
41	47	Paul-Bourne	49.423	5	41	1:18.833	5	39	29.128	4	34	2:37.384	<b>2:38.506</b>	5
42	33	Hans Huebner	49.307	6	40	1:18.591	5	38	30.011	10	43	2:37.909	<b>2:38.888</b>	2
43	86	Till Bechtolsheimer	50.607	7	44	1:20.475	8	45	29.187	6	35	2:40.269	<b>2:40.375</b>	8
44	126	Bradshaw-Hindley	50.331	10	43	1:20.141	9	43	30.270	9	44	2:40.742	<b>2:40.802</b>	9



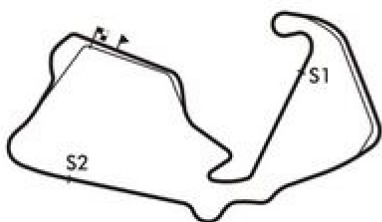
**Session Start: 16:45:16 - Finish: 17:15:17**  
**Weather/Track Conditions: Cloud / Dry**  
**Circuit: Silverstone Historic Grand Prix**  
**Track Length: 5.857 Km - 3.6394 miles**

# Silverstone Classic - 29 - 31 Jul 2016

## International Trophy for Classic GT Cars (Pre '66)

### Qualifying for Race 10 - Best Sector Times

POS	NO	DRIVER/S	Sector 1			Sector 2			Sector 3			IDEAL LAP	BEST LAP	On
			TIME	LAP	POS	TIME	LAP	POS	TIME	LAP	POS			
45	171	Milner-Gedda	49.958	3	42	1:20.368	3	44	31.307	3	47	2:41.633	<b>2:41.633</b>	<b>3</b>
46	34	Karl Wetherell	50.692	11	46	1:21.031	8	47	29.751	9	42	2:41.474	<b>2:41.940</b>	<b>8</b>
47	35	Smart-Hancock	50.651	10	45	1:20.672	9	46	30.992	10	45	2:42.315	<b>2:42.500</b>	<b>10</b>
48	60	Katarina Kyvalova	51.619	9	47	1:22.517	4	48	31.471	6	49	2:45.607	<b>2:46.208</b>	<b>4</b>
49	57	Richardson-Spindlow	52.190	3	48	1:23.568	3	49	32.141	3	55	2:47.899	<b>2:47.899</b>	<b>3</b>
50	78	Galliers-Pratt-Blakeney-Edwards	53.255	4	51	1:24.793	2	52	31.150	2	46	2:49.198	<b>2:49.226</b>	<b>2</b>
51	128	Steve Jones	52.749	8	49	1:24.258	3	51	31.948	1	52	2:48.955	<b>2:49.624</b>	<b>8</b>
52	51	Nik Spencer	52.982	9	50	1:23.886	7	50	31.934	7	51	2:48.802	<b>2:50.398</b>	<b>7</b>
53	159	Newbold-Arif	53.708	5	52	1:25.028	5	53	31.720	3	50	2:50.456	<b>2:51.149</b>	<b>3</b>
54	124	Dod P-Dod N	54.125	4	54	1:19.997	4	42	31.414	1	48	2:45.536	<b>2:51.326</b>	<b>2</b>
55	188	Binfield B-Binfield S	54.151	10	55	1:26.406	7	55	32.023	3	54	2:52.580	<b>2:53.486</b>	<b>10</b>
56	50	Bateman-Barton	54.015	9	53	1:25.208	2	54	32.662	9	56	2:51.885	<b>2:53.514</b>	<b>2</b>
57	66	Johnson-Brown	55.199	9	56	1:26.860	8	56	31.964	9	53	2:54.023	<b>2:54.398</b>	<b>9</b>
58	123	Ryan Hooker												



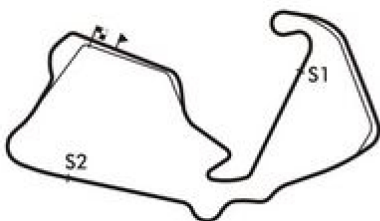
**Session Start: 16:45:16 - Finish: 17:15:17**  
**Weather/Track Conditions: Cloud / Dry**  
**Circuit: Silverstone Historic Grand Prix**  
**Track Length: 5.857 Km - 3.6394 miles**

# Silverstone Classic - 29 - 31 Jul 2016

## International Trophy for Classic GT Cars (Pre '66)

### Qualifying for Race 10 - Best Sector Speeds

	NO	SECTOR 1	MPH	NO	SECTOR 2	MPH	NO	SECTOR 3	MPH
1	9	Craig Davies	139.2	2	Voyazides-Hadfield	149.5	46	Mike Whitaker	95.1
2	46	Mike Whitaker	137.0	46	Mike Whitaker	147.2	11	Bryant G-Bryant O	94.1
3	2	Voyazides-Hadfield	136.4	80	Chris Beighton	147.2	92	Thomas-Lockie	93.9
4	92	Thomas-Lockie	132.9	32	John Spiers	146.2	165	Thompson-Hales	93.6
5	94	Gans-Wolfe	132.9	94	Gans-Wolfe	145.6	14	Kinch N-Kinch L	93.5
6	11	Bryant G-Bryant O	132.1	9	Craig Davies	144.6	94	Gans-Wolfe	93.5
7	14	Kinch N-Kinch L	131.3	92	Thomas-Lockie	144.0	160	Martin Stretton	93.3
8	53	Pearson J-Pearson G	130.6	165	Thompson-Hales	143.4	44	Thomas-O'Connell	93.2
9	165	Thompson-Hales	130.3	11	Bryant G-Bryant O	141.6	2	Voyazides-Hadfield	93.1
10	80	Chris Beighton	129.3	113	Shaun Lynn	141.6	28	Folch-Rusiñol-Mitchell	92.9
11	37	Hall-Willis	128.8	14	Kinch N-Kinch L	141.3	32	John Spiers	92.9
12	32	John Spiers	128.6	72	Jamie Boot	140.7	37	Hall-Willis	92.6
13	44	Thomas-O'Connell	128.6	37	Hall-Willis	140.1	75	Bremner-Reid	92.4
14	160	Martin Stretton	127.8	28	Folch-Rusiñol-Mitchell	139.2	80	Chris Beighton	92.4
15	75	Bremner-Reid	126.9	7	Friedrichs-Mallock	138.4	71	Roger Wills	91.8
16	113	Shaun Lynn	126.4	71	Roger Wills	138.4	53	Pearson J-Pearson G	91.3
17	7	Friedrichs-Mallock	125.0	53	Pearson J-Pearson G	138.1	13	Wilson-Greensall	90.9
18	89	Wrigley Mi-Wrigley Ma	124.0	75	Bremner-Reid	138.1	79	Martin-Haddon	90.8
19	33	Hans Huebner	123.8	160	Martin Stretton	137.2	89	Wrigley Mi-Wrigley Ma	90.7
20	71	Roger Wills	123.6	44	Thomas-O'Connell	136.7	9	Craig Davies	90.2
21	72	Jamie Boot	123.1	89	Wrigley Mi-Wrigley Ma	136.1	10	Butler-Rich	90.2
22	233	Reinhardt Da-Reinhardt Do	122.7	233	Reinhardt Da-Reinhardt Do	134.8	59	Galal Mahmoud	90.1
23	13	Wilson-Greensall	122.5	10	Butler-Rich	133.9	26	Davison-Morris	89.8
24	38	Cliff Gray	122.2	33	Hans Huebner	133.7	7	Friedrichs-Mallock	89.6
25	26	Davison-Morris	122.0	59	Galal Mahmoud	133.2	17	Wakeman-Blakeney-Edward	89.4
26	63	Tromans-Meaden	121.8	38	Cliff Gray	132.6	113	Shaun Lynn	89.4
27	28	Folch-Rusiñol-Mitchell	121.6	17	Wakeman-Blakeney-Edward	131.3	72	Jamie Boot	89.2
28	275	Grace-Schildt	120.7	275	Grace-Schildt	130.1	90	Rittweger-Hancock	89.2
29	10	Butler-Rich	119.6	13	Wilson-Greensall	128.8	52	Maydon-Hagan	88.8
30	79	Martin-Haddon	119.6	52	Maydon-Hagan	128.8	233	Reinhardt Da-Reinhardt Do	88.7
31	81	David Tomlin	119.2	90	Rittweger-Hancock	128.8	39	Müller U-Müller A	88.4
32	97	Atkins-Curnow	119.2	39	Müller U-Müller A	128.3	96	Nyblaeus-Welch	88.1
33	171	Milner-Gedda	119.2	26	Davison-Morris	127.8	63	Tromans-Meaden	87.8
34	90	Rittweger-Hancock	118.6	63	Tromans-Meaden	127.6	275	Grace-Schildt	87.8
35	17	Wakeman-Blakeney-Edward	118.4	124	Dod P-Dod N	127.6	38	Cliff Gray	87.6
36	52	Maydon-Hagan	118.1	81	David Tomlin	127.1	97	Atkins-Curnow	87.4
37	39	Müller U-Müller A	117.7	171	Milner-Gedda	127.1	207	Harris-McIntyre	86.7
38	207	Harris-McIntyre	117.5	79	Martin-Haddon	126.9	47	Paul-Bourne	85.8
39	96	Nyblaeus-Welch	113.9	35	Smart-Hancock	126.4	33	Hans Huebner	84.6
40	59	Galal Mahmoud	113.6	97	Atkins-Curnow	126.1	81	David Tomlin	84.0



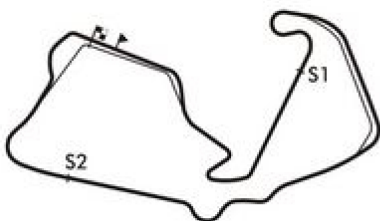
**Session Start: 16:45:16 - Finish: 17:15:17**  
**Weather/Track Conditions: Cloud / Dry**  
**Circuit: Silverstone Historic Grand Prix**  
**Track Length: 5.857 Km - 3.6394 miles**

# Silverstone Classic - 29 - 31 Jul 2016

## International Trophy for Classic GT Cars (Pre '66)

### Qualifying for Race 10 - Best Sector Speeds

41	35	Smart-Hancock	113.2	207	Harris-McIntyre	125.7	60	Katarina Kyvalova	83.8
42	126	Bradshaw-Hindley	113.0	51	Nik Spencer	125.2	86	Till Bechtolsheimer	83.8
43	47	Paul-Bourne	112.2	96	Nyblaeus-Welch	123.4	126	Bradshaw-Hindley	83.3
44	50	Bateman-Barton	111.8	50	Bateman-Barton	121.8	138	Files K-Files J	83.1
45	138	Files K-Files J	111.1	47	Paul-Bourne	119.8	35	Smart-Hancock	82.6
46	128	Steve Jones	109.5	60	Katarina Kyvalova	119.2	57	Richardson-Spindlow	80.9
47	34	Karl Wetherell	106.7	126	Bradshaw-Hindley	116.9	34	Karl Wetherell	80.8
48	60	Katarina Kyvalova	106.2	138	Files K-Files J	116.9	50	Bateman-Barton	80.6
49	124	Dod P-Dod N	104.9	128	Steve Jones	116.1	51	Nik Spencer	80.6
50	57	Richardson-Spindlow	104.7	34	Karl Wetherell	112.0	171	Milner-Gedda	79.8
51	86	Till Bechtolsheimer	104.4	86	Till Bechtolsheimer	111.7	188	Binfield B-Binfield S	79.0
52	78	Galliers-Pratt-Blakeney-Edw	103.6	78	Galliers-Pratt-Blakeney-Edw	110.6	159	Newbold-Arif	78.9
53	51	Nik Spencer	103.1	57	Richardson-Spindlow	108.8	128	Steve Jones	78.6
54	159	Newbold-Arif	100.6	159	Newbold-Arif	107.9	78	Galliers-Pratt-Blakeney-Edw	77.9
55	66	Johnson-Brown	98.0	66	Johnson-Brown	105.5	124	Dod P-Dod N	76.6
56	188	Binfield B-Binfield S	96.7	188	Binfield B-Binfield S	102.6	66	Johnson-Brown	76.0
57	123	Ryan Hooker	84.8	23	James Cottingham	0.0	23	James Cottingham	0.0
58	23	James Cottingham	0.0	123	Ryan Hooker	0.0	123	Ryan Hooker	0.0
59	144	Pochciol-Hanson	0.0	144	Pochciol-Hanson	0.0	144	Pochciol-Hanson	0.0



**Session Start: 16:45:16 - Finish: 17:15:17**  
**Weather/Track Conditions: Cloud / Dry**  
**Circuit: Silverstone Historic Grand Prix**  
**Track Length: 5.857 Km - 3.6394 miles**



## Silverstone Classic - 29 - 31 Jul 2016

### International Trophy for Classic GT Cars (Pre '66)

#### Race 10 - Starting Grid

Sheet No: \_\_\_\_\_

Start Time : 19:20 - Heat Duration : 50 Minutes

29	57	<b>66</b> Johnson-Brown		
28	55	<b>188</b> Binfield B-Binfield S	56	<b>50</b> Bateman-Barton
27	53	<b>159</b> Newbold-Arif	54	<b>124</b> Dod P-Dod N
26	51	<b>128</b> Steve Jones	52	<b>51</b> Nik Spencer
25	49	<b>57</b> Richardson-Spindlow	50	<b>78</b> Galliers-Pratt-Blakeney-Edwards
24	47	<b>35</b> Smart-Hancock	48	<b>60</b> Katarina Kyvalova
23	45	<b>171</b> Milner-Gedda	46	<b>34</b> Karl Wetherell
22	43	<b>86</b> Till Bechtolsheimer	44	<b>126</b> Bradshaw-Hindley
21	41	<b>47</b> Paul-Bourne	42	<b>33</b> Hans Huebner
20	39	<b>52</b> Maydon-Hagan	40	<b>138</b> Files K-Files J
19	37	<b>207</b> Harris-Mcl ntyre	38	<b>96</b> Nyblaeus-Welch
18	35	<b>38</b> Cliff Gray	36	<b>275</b> Grace-Schildt
17	33	<b>81</b> David Tomlin	34	<b>59</b> Galal Mahmoud
16	31	<b>10</b> Butler-Rich	32	<b>39</b> Müller U-Müller A
15	29	<b>97</b> Atkins-Curnow	30	<b>233</b> Reinhardt Da-Reinhardt Do
14	27	<b>113</b> Shaun Lynn	28	<b>90</b> Rittweger-Hancock
13	25	<b>79</b> Martin-Haddon	26	<b>17</b> Wakeman-Blakeney-Edwards

These results are provisional until the conclusion of any judicial and technical matters.

Circuit: Silverstone Historic Grand Prix  
Track Length: 5.857 Km - 3.6394 miles

Clerk of the Course:

Bernard Cottrell

Timekeeper:

Issued at:



## Silverstone Classic - 29 - 31 Jul 2016

### International Trophy for Classic GT Cars (Pre '66)

#### Race 10 - Starting Grid

Sheet No:

Start Time : 19:20 - Heat Duration : 50 Minutes

12	23	<b>9</b> Craig Davies	24	<b>89</b> Wrigley Mi-Wrigley Ma
11	21	<b>63</b> Tromans-Meaden	22	<b>7</b> Friedrichs-Mallock
10	19	<b>144</b> Pochciol-Hanson	20	<b>28</b> Folch-Rusiñol-Mitchell
9	17	<b>26</b> Davison-Morris	18	<b>72</b> Jamie Boot
8	15	<b>44</b> Thomas-O'Connell	16	<b>165</b> Thompson-Hales
7	13	<b>80</b> Chris Beighton	14	<b>75</b> Bremner-Reid
6	11	<b>53</b> Pearson J-Pearson G	12	<b>71</b> Roger Wills
5	9	<b>160</b> Martin Stretton	10	<b>13</b> Wilson-Greensall
4	7	<b>94</b> Gans-Wolfe	8	<b>32</b> John Spiers
3	5	<b>14</b> Kinch N-Kinch L	6	<b>37</b> Hall-Willis
2	3	<b>11</b> Bryant G-Bryant O	4	<b>92</b> Thomas-Lockie
1	1	<b>46</b> Mike Whitaker	2	<b>2</b> Voyazides-Hadfield

ROW **Pole Right**



These results are provisional until the conclusion of any judicial and technical matters.

Circuit: Silverstone Historic Grand Prix  
Track Length: 5.857 Km - 3.6394 miles

Clerk of the Course:

Bernard Cottrell

Timekeeper:

Issued at:







## Silverstone Classic - 29 - 31 Jul 2016

### Big Engine Touring Cars (Pre '66) Qualifying for Race 16 - Classification

Sheet No:

POS	NO	DRIVER/S	CLASS	CLASS POS	CAR MAKE / MODEL	TIME	ON	LAPS	GAP	DIFF	MPH
1	64	Sean McInerney	THS	1	Ford Lotus Cortina	2:31.085	5	10			86.72
2	35	Burton-O'Brien	THA	1	Ford Mustang	2:31.752	6	11	0.667	0.667	86.34
3	2	Voyazides-Hadfield	THA	2	Ford Falcon	2:32.041	4	11	0.956	0.289	86.17
4	223	Huxley-Greensall	THA	3	Ford Falcon	2:32.339	7	10	1.254	0.298	86.00
5	9	Craig Davies	THA	4	Ford Mustang	2:32.717	9	12	1.632	0.378	85.79
6	113	Wolfe-Gans	THS	2	Ford Lotus Cortina	2:33.482	11	11	2.397	0.765	85.36
7	69	Roger Wills	THA	5	Mercury Comet Cyclone	2:33.546	4	11	2.461	0.064	85.33
8	81	Beighton C-Beighton B	THA	6	Ford Mustang	2:34.102	7	8	3.017	0.556	85.02
9	166	Rob Fenn	THA	7	Ford Mustang	2:34.788	5	9	3.703	0.686	84.64
10	140	Davison-Morris	THS	3	Ford Lotus Cortina	2:34.847	4	11	3.762	0.059	84.61
11	88	Melling-Minshaw	THA	8	Ford Falcon	2:35.201	2	11	4.116	0.354	84.42
12	187	Norris-Ellis	THA	9	Ford Falcon	2:35.421	8	11	4.336	0.220	84.30
13	77	Steven Wood	THA	10	Ford Falcon	2:35.563	6	8	4.478	0.142	84.22
14	12	Gregory Thornton	THA	11	Ford Mustang	2:36.230	7	10	5.145	0.667	83.86
15	8	Buckley-Huff	THA	12	Ford Falcon	2:36.313	5	10	5.228	0.083	83.82
16	16	David Tomlin	THS	4	Ford Lotus Cortina	2:36.421	5	7	5.336	0.108	83.76
17	98	Ward-Furness	THA	13	Ford Falcon	2:36.843	6	10	5.758	0.422	83.53
18	888	Wheeler-Owens	THD	1	Austin Mini Cooper S	2:37.168	4	10	6.083	0.325	83.36
19	68	Graham Pattle	THS	5	Ford Lotus Cortina	2:37.761	7	9	6.676	0.593	83.05
20	173	Sadler-Henderson	THA	14	Ford Falcon	2:37.810	10	11	6.725	0.049	83.02
21	55	Ellis-Smare	THA	15	Ford Falcon Sprint	2:37.863	4	11	6.778	0.053	82.99
22	24	Lewis-O'Connell	THD	2	Austin Mini Cooper S	2:37.924	2	11	6.839	0.061	82.96
23	42	John Spiers	THS	6	Ford Lotus Cortina	2:38.466	10	11	7.381	0.542	82.68
24	61	Katsuaki Kubota	THS	7	Ford Lotus Cortina	2:38.536	10	11	7.451	0.070	82.64
25	91	Arne Berg	THS	8	Ford Lotus Cortina	2:38.824	5	11	7.739	0.288	82.49
26	79	Martin-Haddon	THS	9	Ford Lotus Cortina	2:39.330	11	11	8.245	0.506	82.23
27	111	Stanford R-Stanford J	THS	10	Ford Lotus Cortina	2:39.356	4	9	8.271	0.026	82.22
28	44	Kjallgren-Nyquist	THA	16	Ford Mustang	2:39.755	3	9	8.670	0.399	82.01
29	66	Lund-Strommen	THS	11	Ford Lotus Cortina	2:39.813	4	11	8.728	0.058	81.98
30	65	Nicholas Ruddell	THA	17	Ford Mustang	2:40.552	3	7	9.467	0.739	81.60
31	163	Michael McInerney	THS	12	Ford Lotus Cortina	2:40.924	2	11	9.839	0.372	81.42
32	136	Nigel Batchelor	THA	18	Ford Mustang	2:42.169	9	11	11.084	1.245	80.79
33	116	Carlino-Jones	THD	3	Austin Mini Cooper S	2:43.393	6	9	12.308	1.224	80.19
34	58	Charlie Birkett	THD	4	Austin Mini Cooper S	2:45.901	7	11	14.816	2.508	78.97
35	75	Richard Bateman	THS	13	Ford Lotus Cortina	2:49.216	5	7	18.131	3.315	77.43
36	59	Gary Wright	THD	5	Austin Mini Cooper S	2:49.269	8	10	18.184	0.053	77.40
37	146	Hardie-Paterson	THS	14	Ford Lotus Cortina	2:49.405	8	10	18.320	0.136	77.34
38	40	Hiscocks-Kield	THA	19	Ford Mustang	2:50.709	3	9	19.624	1.304	76.75
39	123	Hyett-Avill	THA	20	Ford Mustang			1			0.00

CAR 68 - PLEASE DISPLAY CORRECT RACE NUMBER

Session Start: 18:10:44 - Finish: 18:40:46  
Weather/Track Conditions: Cloud / Dry  
Circuit: Silverstone Historic Grand Prix  
Track Length: 5.857 Km - 3.6394 miles

These results are provisional until the conclusion of any judicial and technical matters.

Clerk of the Course:  <div style="text-align: right;">Bernard Cottrell</div>	Timekeeper:	Issued at:
--	-------------	------------



Printed : 29-07-2016 - 18:45



# Silverstone Classic - 29 - 31 Jul 2016

## Big Engine Touring Cars (Pre '66)

### Qualifying for Race 16 - Sector Analysis

40 Hiscocks-Kield (THA)									Ford Mustang										
lap	Sect-1	Speed	Sect-2	Speed	Sect-3	Speed	TopSpeed	laptime	pit	lap	Sect-1	Speed	Sect-2	Speed	Sect-3	Speed	Topspeed	laptime	pit
1	Out	104.2	1:26.050	117.5	32.865	74.8		2:46.605		6	56.100	106.5	1:25.866	120.5	33.999	75.1		2:55.965	
2	54.459	107.0	1:25.239	114.1	32.891	70.5		2:52.589		7	54.513	108.8	1:24.867	124.3	32.978	76.5		2:52.358	
3	54.046	105.8	1:23.705	111.5	32.958	77.0		2:50.709		8	55.739	114.1	1:24.826	122.9	33.506	77.8		2:54.071	
4	53.775	106.7	1:24.552	115.3				2:48.266		9	53.665	110.4	1:24.755	123.4	32.967	80.0		2:51.387	
5	Out	110.9	1:28.049	115.1	34.395	76.8		7:48.255	P	10									

42 John Spiers (THS)									Ford Lotus Cortina										
lap	Sect-1	Speed	Sect-2	Speed	Sect-3	Speed	TopSpeed	laptime	pit	lap	Sect-1	Speed	Sect-2	Speed	Sect-3	Speed	Topspeed	laptime	pit
1	Out	98.1	1:21.323	110.7	31.120	82.5		2:40.618		7	50.013	106.4	1:23.937	111.7	29.188	84.0		2:43.138	
2	50.555	107.4	1:20.540	112.4	29.202	81.7		2:40.297		8	51.605	105.4	1:20.402	110.7	29.570	76.5		2:41.577	
3	50.983	107.2	1:20.310	111.7	28.920	83.1		2:40.213		9	50.569	107.0	1:19.288	111.8	30.104	78.4		2:39.961	
4	50.212	107.0	1:26.798	110.0	31.217	80.8		2:48.227		10	50.305	106.5	1:19.267	111.8	28.894	82.1		2:38.466	
5	50.892	105.8	1:20.176	112.0	29.379	83.5		2:40.447		11	1:02.318	74.7	1:32.872	82.4				3:07.401	
6	50.209	107.0	1:19.582	111.5	29.125	82.6		2:38.916		12									

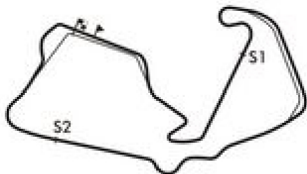
44 Kjallgren-Nyquist (THA)									Ford Mustang										
lap	Sect-1	Speed	Sect-2	Speed	Sect-3	Speed	TopSpeed	laptime	pit	lap	Sect-1	Speed	Sect-2	Speed	Sect-3	Speed	Topspeed	laptime	pit
1	Out	107.9	1:30.256	111.1				2:49.992		6	50.448	104.2	1:21.255	118.8				2:38.216	
2	Out	108.2	1:20.848	124.3	29.965	84.6		4:06.189	P	7	Out	108.1	1:25.380	113.0	33.795	80.1		4:46.118	P
3	49.223	115.9	1:20.625	121.8	29.907	84.9		2:39.755		8	53.167	104.7	1:25.778	114.3	33.418	76.4		2:52.363	
4	49.837	105.8	1:20.628	120.3	30.808	82.2		2:41.273		9	54.621	102.8	1:26.423	111.7	32.721	75.7		2:53.765	
5	49.874	108.8	1:20.241	123.8	29.995	83.8		2:40.110		10									

55 Ellis-Smare (THA)									Ford Falcon Sprint										
lap	Sect-1	Speed	Sect-2	Speed	Sect-3	Speed	TopSpeed	laptime	pit	lap	Sect-1	Speed	Sect-2	Speed	Sect-3	Speed	Topspeed	laptime	pit
1	Out	117.5	1:19.831	125.7	30.910	81.7		2:35.858		7	50.383	107.4	1:20.095	117.1	31.019	83.9		2:41.497	
2	50.454	116.7	1:19.545	126.9	30.592	86.9		2:40.591		8	50.249	110.7	1:19.769	121.1	31.947	83.0		2:41.965	
3	48.703	120.9	1:18.984	128.3	30.187	84.0		2:37.874		9	52.400	109.7	1:22.710	120.9	31.387	83.0		2:46.497	
4	49.431	117.1	1:18.538	124.0	29.894	85.7		2:37.863		10	50.125	106.0	1:19.983	117.7	30.541	82.0		2:40.649	
5	49.136	116.7	1:18.536	110.0				2:39.619		11	49.823	109.1	1:20.097	124.5	30.465	81.2		2:40.385	
6	Out	116.7	1:23.438	119.6	31.719	78.5		4:32.256	P	12									

58 Charlie Birkett (THD)									Austin Mini Cooper S										
lap	Sect-1	Speed	Sect-2	Speed	Sect-3	Speed	TopSpeed	laptime	pit	lap	Sect-1	Speed	Sect-2	Speed	Sect-3	Speed	Topspeed	laptime	pit
1	Out	89.4	1:27.547	103.1	31.365	75.3		2:48.130		7	52.317	98.5	1:23.607	103.6	29.977	80.1		2:45.901	
2	52.919	99.4	1:24.895	103.2	31.336	75.9		2:49.150		8	52.128	99.1	1:24.019	103.6	29.874	80.7		2:46.021	
3	52.994	99.4	1:24.180	103.1	30.486	79.0		2:47.660		9	53.425	99.6	1:23.979	105.7	30.095	79.6		2:47.499	
4	52.628	98.8	1:23.919	103.2	30.443	80.1		2:46.990		10	52.407	99.1	1:24.557	103.6	30.572	79.7		2:47.536	
5	52.743	98.7	1:23.701	103.2	30.353	80.3		2:46.797		11	53.619	97.5	1:24.066	104.5	29.895	79.6		2:47.580	
6	52.342	98.5	1:23.574	104.9	30.166	80.5		2:46.082		12									

59 Gary Wright (THD)									Austin Mini Cooper S										
lap	Sect-1	Speed	Sect-2	Speed	Sect-3	Speed	TopSpeed	laptime	pit	lap	Sect-1	Speed	Sect-2	Speed	Sect-3	Speed	Topspeed	laptime	pit
1	Out	99.6	1:25.526	106.9	33.910	67.0		2:48.352		6	53.846	100.6	1:26.450	108.9	32.165	79.0		2:52.461	
2	55.703	100.8	1:24.942	107.0	31.648	74.6		2:52.293		7	55.424	91.3	1:24.803	107.5	31.555	77.5		2:51.782	
3	54.442	100.9	1:24.833	107.4	32.813	79.2		2:52.088		8	53.291	101.5	1:24.298	107.2	31.680	80.5		2:49.269	
4	54.145	102.0	1:25.317	107.0	32.290	76.4		2:51.752		9	53.897	103.1	1:24.657	108.2	31.553	80.7		2:50.107	
5	53.450	100.6	1:26.204	107.9	32.738	67.1		2:52.392		10	53.857	100.6	1:25.286	107.9	31.219	79.3		2:50.362	

61 Katsuaki Kubota (THS)									Ford Lotus Cortina										
lap	Sect-1	Speed	Sect-2	Speed	Sect-3	Speed	TopSpeed	laptime	pit	lap	Sect-1	Speed	Sect-2	Speed	Sect-3	Speed	Topspeed	laptime	pit
1	Out	89.5	1:26.226	111.8	31.690	81.9		2:49.482		7	49.943	108.6	1:20.632	114.5	29.894	80.4		2:40.469	
2	51.878	94.1	1:22.978	115.1	30.546	83.2		2:45.402		8	50.199	108.6	1:20.298	114.1	29.905	81.3		2:40.402	
3	50.818	105.8	1:21.459	115.9	30.518	83.2		2:42.795		9	49.871	108.8	1:20.175	117.1	29.451	84.1		2:39.497	
4	50.643	107.2	1:21.627	114.1	30.365	79.1		2:42.635		10	49.479	110.6	1:19.521	117.1	29.536	84.1		2:38.536	
5	50.866	109.3	1:20.953	115.3	29.833	82.7		2:41.652		11	49.505	108.9	1:20.326	115.5	29.307	84.4		2:39.138	
6	50.451	108.6	1:20.070	114.7	29.440	84.1		2:39.961		12									



Session Start: 18:10:44 - Finish: 18:40:46  
 Weather/Track Conditions: Cloud / Dry  
 Circuit: Silverstone Historic Grand Prix  
 Track Length: 5.857 Km - 3.6394 miles

# Silverstone Classic - 29 - 31 Jul 2016

## Big Engine Touring Cars (Pre '66)

### Qualifying for Race 16 - Sector Analysis

64 Sean McI nerney (THS)									Ford Lotus Cortina								
lap	Sect-1	Speed	Sect-2	Speed	Sect-3	Speed	TopSpeed	laptime pit	lap	Sect-1	Speed	Sect-2	Speed	Sect-3	Speed	Topspeed	laptime pit
1	Out	105.7	1:18.760	130.8	28.992	86.7		2:31.611	6	47.404	121.8	1:15.564	132.9	28.293	89.0		2:31.261
2		47.445	1:18.039	133.2	28.914	84.6		2:34.398	7	49.698	85.1	1:19.297	102.3				2:36.660
3		50.188	1:15.592	128.3				2:37.100	8	Out	85.9	1:21.232	123.4	29.193	88.1		4:03.845 P
4	Out	94.7	1:21.685	100.9	30.287	89.7		4:29.205 P	9	47.073	122.0	1:15.993	119.2	29.047	85.9		2:32.113
5		47.211	1:15.543	132.9	28.331	87.3		2:31.085	10	49.770	105.4	1:23.176	97.8	30.231	86.9		2:43.177

65 Nicholas Ruddell (THA)									Ford Mustang								
lap	Sect-1	Speed	Sect-2	Speed	Sect-3	Speed	TopSpeed	laptime pit	lap	Sect-1	Speed	Sect-2	Speed	Sect-3	Speed	Topspeed	laptime pit
1		52.256	1:21.879	122.2	31.751	79.0		2:45.886	5	51.076	114.9	1:20.363	127.3	31.093	82.4		2:42.532
2		51.292	1:22.376	117.7	31.838	76.1		2:42.335	6								2:35.717
3		51.011	1:19.141	129.3	30.400	86.3		2:40.552	7		81.4	1:30.443	73.3	In			2:48.451 P
4		50.162	1:19.708	129.1	31.363	77.4		2:41.233	8								

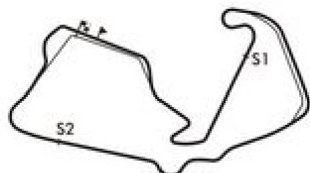
66 Lund-Strommen (THS)									Ford Lotus Cortina								
lap	Sect-1	Speed	Sect-2	Speed	Sect-3	Speed	TopSpeed	laptime pit	lap	Sect-1	Speed	Sect-2	Speed	Sect-3	Speed	Topspeed	laptime pit
1	Out	107.5	1:22.034	117.7	31.531	83.7		2:39.724	7	Out	109.1	1:20.922	116.3	30.306	83.0		4:22.927 P
2		51.425	1:22.376	117.7	31.695	84.4		2:45.496	8	50.735	108.8	1:22.395	116.5	31.230	78.0		2:44.360
3		52.154	1:19.975	118.8	30.212	84.0		2:42.341	9	50.347	108.9	1:21.656	117.9	31.347	83.0		2:43.350
4		49.978	1:19.712	119.0	30.123	83.6		2:39.813	10	51.246	104.9	1:20.466	116.5	30.584	83.8		2:42.296
5		50.373	1:19.488	119.2	30.411	83.4		2:40.272	11	49.835	109.3	1:20.173	116.1	30.421	82.0		2:40.429
6		50.170	1:20.575	117.9				2:38.317	12								

68 Graham Pattle (THS)									Ford Lotus Cortina								
lap	Sect-1	Speed	Sect-2	Speed	Sect-3	Speed	TopSpeed	laptime pit	lap	Sect-1	Speed	Sect-2	Speed	Sect-3	Speed	Topspeed	laptime pit
1	Out	108.2	1:20.168	118.4	29.977	86.5		2:34.965	6	49.695	110.4	1:19.511	117.7	29.261	83.2		2:38.467
2		50.217	1:19.473	118.8	29.706	82.8		2:39.396	7	49.147	111.3	1:19.155	116.3	29.459	84.7		2:37.761
3	4:44.130	108.9	1:19.503	119.4	30.175	80.1		6:33.808	8	49.790	112.8	1:20.223	115.7	29.427	84.7		2:39.440
4		49.582	1:19.432	115.9	29.161	84.5		2:38.175	9	54.517	100.3	1:23.636	115.5				2:59.293
5		49.359	1:19.257	115.9	29.426	84.9		2:38.042	10								

69 Roger Wills (THA)									Mercury Comet Cyclone								
lap	Sect-1	Speed	Sect-2	Speed	Sect-3	Speed	TopSpeed	laptime pit	lap	Sect-1	Speed	Sect-2	Speed	Sect-3	Speed	Topspeed	laptime pit
1	Out	101.5	1:22.461	119.2	30.448	83.5		2:36.827	7	47.935	118.4	1:16.917	127.8	29.290	85.6		2:34.142
2		49.093	1:17.814	123.4	29.596	84.3		2:36.503	8	49.943	107.4	1:20.710	97.3	31.346	86.1		2:41.999
3		48.486	1:16.335	129.3	28.827	84.6		2:33.648	9	48.407	115.5	1:16.531	128.1	28.938	84.6		2:33.876
4		47.821	1:16.634	128.1	29.091	84.9		2:33.546	10	48.305	113.9	1:16.947	128.8	28.770	84.8		2:34.022
5		48.197	1:20.869	119.6				2:35.803	11	47.933	118.8	1:16.748	127.6	29.162	86.8		2:33.843
6	Out	109.8	1:17.559	127.3	29.389	85.2		3:33.655 P	12								

75 Richard Bateman (THS)									Ford Lotus Cortina								
lap	Sect-1	Speed	Sect-2	Speed	Sect-3	Speed	TopSpeed	laptime pit	lap	Sect-1	Speed	Sect-2	Speed	Sect-3	Speed	Topspeed	laptime pit
1	Out	92.4	1:35.026	89.0	36.173	71.2		3:04.652	5	52.615	107.5	1:24.482	113.7	32.119	79.6		2:49.216
2		56.379	1:27.250	112.8	32.890	77.6		2:56.519	6	53.817	107.2	1:27.160	107.2	32.719	80.0		2:53.696
3		52.934	1:25.873	113.9	32.334	80.4		2:51.141	7	58.119	94.4	1:35.291	104.9				3:15.138
4		52.525	1:25.161	115.1	32.316	79.0		2:50.002	8								

77 Steven Wood (THA)									Ford Falcon								
lap	Sect-1	Speed	Sect-2	Speed	Sect-3	Speed	TopSpeed	laptime pit	lap	Sect-1	Speed	Sect-2	Speed	Sect-3	Speed	Topspeed	laptime pit
1	Out	110.0	1:20.043	126.1	30.582	81.4		2:35.627	5	49.208	116.1	1:17.635	128.6	29.436	84.7		2:36.279
2		49.823	1:18.158	128.3	30.016	86.1		2:37.997	6	48.768	119.6	1:17.215	128.1	29.580	82.6		2:35.563
3		48.963	1:17.747	129.1	29.514	87.7		2:36.224	7	49.996	110.0	1:20.992	118.1	32.225	86.4		2:43.213
4		48.801	1:17.494	124.7	29.844	84.7		2:36.139	8	49.269	103.6	1:18.688	124.7				2:36.155



**Session Start: 18:10:44 - Finish: 18:40:46**  
**Weather/Track Conditions: Cloud / Dry**  
**Circuit: Silverstone Historic Grand Prix**  
**Track Length: 5.857 Km - 3.6394 miles**



# Silverstone Classic - 29 - 31 Jul 2016

## Big Engine Touring Cars (Pre '66)

### Qualifying for Race 16 - Sector Analysis

116 Carlino-Jones (THD)									Austin Mini Cooper S								
lap	Sect-1	Speed	Sect-2	Speed	Sect-3	Speed	TopSpeed	laptime pit	lap	Sect-1	Speed	Sect-2	Speed	Sect-3	Speed	Topspeed	laptime pit
1	Out	89.8	1:32.547	101.8	35.395	71.2		3:02.839	6	51.454	102.5	1:21.418	106.7	30.521	82.0		2:43.393
2	57.545	99.6	1:27.890	99.9	35.002	72.9		3:00.437	7	51.030	102.5	1:22.657	99.7	30.690	82.3		2:44.377
3	55.835	94.3	1:27.855	106.4	34.334	72.8		2:58.024	8	51.672	103.6	1:24.138	109.7	30.409	82.1		2:46.219
4	56.319	90.7	1:27.956	103.6				2:59.358	9	51.297	104.4	1:23.399	97.7				2:48.070
5	Out	101.8	1:22.760	107.7	30.359	82.2		4:32.878 P	10								

123 Hyett-Avill (THA)									Ford Mustang								
lap	Sect-1	Speed	Sect-2	Speed	Sect-3	Speed	TopSpeed	laptime pit	lap	Sect-1	Speed	Sect-2	Speed	Sect-3	Speed	Topspeed	laptime pit
1	Out	106.5	1:20.775	128.6	30.946	84.2		2:36.679	2								

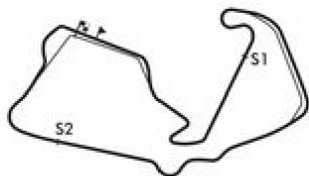
136 Nigel Batchelor (THA)									Ford Mustang								
lap	Sect-1	Speed	Sect-2	Speed	Sect-3	Speed	TopSpeed	laptime pit	lap	Sect-1	Speed	Sect-2	Speed	Sect-3	Speed	Topspeed	laptime pit
1	Out	98.8	1:25.618	122.5	32.407	82.0		2:48.673	7	51.940	109.7	1:20.091	125.9	31.535	81.9		2:43.566
2	51.212	107.5	1:21.409	125.7	32.653	80.3		2:45.274	8	51.562	104.9	1:21.612	122.2	31.753	83.6		2:44.927
3	52.375	108.2	1:20.908	126.1	33.282	82.5		2:46.565	9	51.047	115.7	1:20.194	127.1	30.928	84.2		2:42.169
4	55.983	103.4	1:21.708	123.8	31.661	84.9		2:49.352	10	53.548	111.1	1:28.300	76.3	33.463	84.5		2:55.311
5	53.536	100.2	1:21.485	108.4	33.100	83.5		2:48.121	11	55.416	94.7	1:28.491	105.8				3:02.473
6	51.112	113.4	1:20.488	126.9	31.440	81.5		2:43.040	12								

140 Davison-Morris (THS)									Ford Lotus Cortina								
lap	Sect-1	Speed	Sect-2	Speed	Sect-3	Speed	TopSpeed	laptime pit	lap	Sect-1	Speed	Sect-2	Speed	Sect-3	Speed	Topspeed	laptime pit
1	Out	107.9	1:19.194	117.5	29.392	85.6		2:32.408	7	48.509	113.6	1:18.394	117.9				2:34.244
2	48.216	113.7	1:18.549	118.4	28.840	86.1		2:35.605	8	Out	112.2	1:19.021	117.7	29.976	81.8		4:34.710 P
3	47.953	113.6	1:18.624	117.5	29.407	84.9		2:35.984	9	49.407	111.8	1:18.310	117.1	29.311	83.9		2:37.028
4	48.189	115.3	1:17.850	119.4	28.808	85.6		2:34.847	10	48.885	112.8	1:19.656	117.3	29.168	84.7		2:37.709
5	48.213	114.3	1:18.079	118.1	28.722	85.2		2:35.014	11	48.700	112.8	1:19.164	120.3	29.688	83.5		2:37.552
6	48.024	113.7	1:18.171	118.1	28.883	86.1		2:35.078	12								

146 Hardie-Paterson (THS)									Ford Lotus Cortina								
lap	Sect-1	Speed	Sect-2	Speed	Sect-3	Speed	TopSpeed	laptime pit	lap	Sect-1	Speed	Sect-2	Speed	Sect-3	Speed	Topspeed	laptime pit
1	Out	96.8	1:27.050	108.6	32.072	76.8		2:47.653	6	Out	88.3	1:26.828	108.8	33.277	78.0		4:24.734 P
2	54.625	90.4	1:25.598	108.8	31.851	74.7		2:52.074	7	54.279	86.3	1:25.197	108.9	32.115	79.4		2:51.591
3	55.766	90.9	1:25.289	108.6	31.923	77.9		2:52.978	8	52.927	102.5	1:24.199	108.9	32.279	77.3		2:49.405
4	54.426	91.3	1:24.426	108.8	31.903	77.9		2:50.755	9	52.971	102.8	1:26.140	99.7	33.822	76.7		2:52.933
5	54.433	102.6	1:24.952	108.1				2:47.764	10	52.823	88.9	1:25.244	109.1	32.389	78.6		2:50.456

163 Michael McI nerney (THS)									Ford Lotus Cortina								
lap	Sect-1	Speed	Sect-2	Speed	Sect-3	Speed	TopSpeed	laptime pit	lap	Sect-1	Speed	Sect-2	Speed	Sect-3	Speed	Topspeed	laptime pit
1	Out	106.0	1:22.405	113.0	29.984	83.7		2:38.368	7	50.376	107.2	1:22.840	112.8	31.495	81.9		2:44.711
2	50.122	108.2	1:20.878	113.9	29.924	82.8		2:40.924	8	50.624	107.0	1:21.310	113.9	29.918	83.7		2:41.852
3	50.416	107.7	1:21.182	113.0	29.746	83.4		2:41.344	9	50.332	107.2	1:21.226	113.6	29.937	83.5		2:41.495
4	50.217	107.7	1:21.526	114.7	30.408	83.4		2:42.151	10	51.124	106.0	1:20.484	114.3	30.054	82.4		2:41.662
5	50.430	108.1	1:21.262	114.1				2:38.813	11	50.341	107.0	1:20.617	114.5	30.105	82.7		2:41.063
6	Out	107.0	1:20.972	113.6	30.379	81.3		4:00.544 P	12								

166 Rob Fenn (THA)									Ford Mustang								
lap	Sect-1	Speed	Sect-2	Speed	Sect-3	Speed	TopSpeed	laptime pit	lap	Sect-1	Speed	Sect-2	Speed	Sect-3	Speed	Topspeed	laptime pit
1	Out	107.0	1:18.987	125.0	29.626	85.5		2:34.076	6	48.267	115.7	1:18.217	130.6	30.074	83.9		2:36.558
2	49.367	109.7	1:18.532	133.7	29.845	82.3		2:37.744	7	48.107	116.5	1:20.984	121.1	30.072	84.4		2:39.163
3	48.748	115.9	1:16.607	133.4	31.054	81.1		2:36.409	8	48.546	115.5	1:16.972	131.6	31.423	71.6		2:36.941
4	48.930	113.6	1:17.929	130.8	30.025	78.9		2:36.884	9	49.588	105.0	1:23.922	88.0				2:41.992
5	48.616	115.3	1:16.952	132.6	29.220	85.6		2:34.788	10								



**Session Start: 18:10:44 - Finish: 18:40:46**  
**Weather/Track Conditions: Cloud / Dry**  
**Circuit: Silverstone Historic Grand Prix**  
**Track Length: 5.857 Km - 3.6394 miles**

# Silverstone Classic - 29 - 31 Jul 2016

## Big Engine Touring Cars (Pre '66)

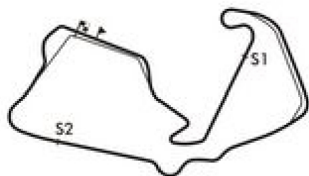
### Qualifying for Race 16 - Sector Analysis

173 Sadler-Henderson (THA)									Ford Falcon								
lap	Sect-1	Speed	Sect-2	Speed	Sect-3	Speed	TopSpeed	laptime pit	lap	Sect-1	Speed	Sect-2	Speed	Sect-3	Speed	Topspeed	laptime pit
1	Out	94.8	1:25.463	111.5	32.288	78.8		2:49.277	7	49.364	120.5	1:18.641	126.4	31.556	84.7		2:39.561
2	52.131	110.4	1:22.053	127.8	32.027	77.7		2:46.211	8	48.676	122.2	1:19.006	128.3	30.740	86.5		2:38.422
3	53.100	113.2	1:20.637	126.9	32.839	78.3		2:46.576	9	49.008	122.2	1:18.885	129.3	30.014	87.0		2:37.907
4	51.242	115.7	1:20.467	128.3	31.128	81.0		2:42.837	10	49.178	119.2	1:18.321	126.6	30.311	86.4		2:37.810
5	51.574	114.1	1:20.962	128.1				2:40.901	11	48.803	119.2	1:24.471	79.3	35.142	85.7		2:48.416
6	Out	117.3	1:26.396	119.4	33.066	84.1		4:18.262 P	12								

187 Norris-Ellis (THA)									Ford Falcon								
lap	Sect-1	Speed	Sect-2	Speed	Sect-3	Speed	TopSpeed	laptime pit	lap	Sect-1	Speed	Sect-2	Speed	Sect-3	Speed	Topspeed	laptime pit
1	Out	106.5	1:20.414	131.3	31.276	86.7		2:38.559	7	Out	117.9	1:18.797	126.4	29.939	86.1		3:45.343 P
2	51.896	104.9	1:23.446	102.9	32.513	83.8		2:47.855	8	48.347	115.5	1:17.713	131.8	29.361	85.8		2:35.421
3	50.028	109.3	1:20.459	126.9	31.294	86.0		2:41.781	9	48.905	119.6	1:17.561	130.3	29.737	87.0		2:36.203
4	49.729	110.6	1:18.854	123.6	30.912	84.2		2:39.495	10	48.330	119.0	1:17.587	130.6	29.748	85.1		2:35.665
5	49.192	110.7	1:20.006	116.5	32.143	83.9		2:41.341	11	48.669	121.4	1:17.626	132.6	29.890	86.3		2:36.185
6	50.137	107.0	1:19.523	129.8				2:36.221	12								

223 Huxley-Greensall (THA)									Ford Falcon								
lap	Sect-1	Speed	Sect-2	Speed	Sect-3	Speed	TopSpeed	laptime pit	lap	Sect-1	Speed	Sect-2	Speed	Sect-3	Speed	Topspeed	laptime pit
1	Out	106.0	1:17.277	127.6	30.147	87.0		2:34.079	6	Out	112.2	1:17.782	96.7	31.269	85.2		6:20.939 P
2	48.065	112.0	1:17.763	123.4	30.198	86.8		2:36.026	7	47.420	120.9	1:15.850	134.2	29.069	85.1		2:32.339
3	48.351	109.5	1:16.140	127.8	29.225	86.1		2:33.716	8	47.430	123.8	1:15.924	134.8	29.089	83.0		2:32.443
4	47.497	117.3	1:16.489	132.4	29.114	86.6		2:33.100	9	47.572	122.2	1:17.179	92.9	38.283	85.6		2:43.034
5	47.460	120.7	1:18.111	89.8				2:36.523	10	47.622	120.9	1:15.919	133.7	29.082	86.1		2:32.623

888 Wheeler-Owens (THD)									Austin Mini Cooper S								
lap	Sect-1	Speed	Sect-2	Speed	Sect-3	Speed	TopSpeed	laptime pit	lap	Sect-1	Speed	Sect-2	Speed	Sect-3	Speed	Topspeed	laptime pit
1	Out	96.3	1:24.754	92.9	31.375	81.7		2:44.235	6	Out	104.2	1:20.714	110.4	29.883	82.4		4:35.222 P
2	49.896	104.4	1:19.507	109.7	28.949	80.6		2:38.352	7	49.361	105.5	1:19.451	110.7	29.011	83.3		2:37.823
3	52.392	90.1	1:29.249	89.1	31.325	82.4		2:52.966	8	52.161	102.3	1:20.980	109.1	29.253	82.7		2:42.394
4	49.394	105.4	1:19.238	111.3	28.536	82.6		2:37.168	9	49.723	105.0	1:25.247	99.1	31.461	78.6		2:46.431
5	53.018	84.5	1:29.623	90.1				2:53.257	10	50.189	104.7	1:19.872	108.9	29.582	80.3		2:39.643



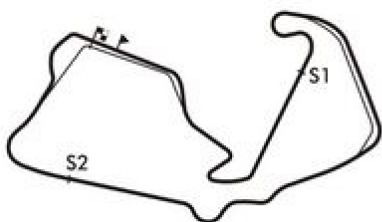
**Session Start: 18:10:44 - Finish: 18:40:46**  
**Weather/Track Conditions: Cloud / Dry**  
**Circuit: Silverstone Historic Grand Prix**  
**Track Length: 5.857 Km - 3.6394 miles**

# Silverstone Classic - 29 - 31 Jul 2016

## Big Engine Touring Cars (Pre '66)

### Qualifying for Race 16 - Best Sector Times

POS	NO	DRIVER/S	Sector 1			Sector 2			Sector 3			IDEAL LAP	BEST LAP	On
			TIME	LAP	POS	TIME	LAP	POS	TIME	LAP	POS			
1	64	Sean McInerney	47.073	9	1	1:15.543	5	3	28.293	6	1	2:30.909	<b>2:31.085</b>	5
2	35	Burton-O'Brien	47.373	7	3	1:15.514	6	2	28.676	6	5	2:31.563	<b>2:31.752</b>	6
3	2	Voyazides-Hadfield	47.271	10	2	1:15.452	6	1	28.902	11	9	2:31.625	<b>2:32.041</b>	4
4	223	Huxley-Greensall	47.420	7	5	1:15.850	7	4	29.069	7	13	2:32.339	<b>2:32.339</b>	7
5	9	Craig Davies	47.381	5	4	1:15.867	9	5	28.980	10	11	2:32.228	<b>2:32.717</b>	9
6	113	Wolfe-Gans	47.937	6	7	1:16.913	11	9	28.376	3	2	2:33.226	<b>2:33.482</b>	11
7	69	Roger Willis	47.821	4	6	1:16.335	3	6	28.770	10	7	2:32.926	<b>2:33.546</b>	4
8	81	Beighton C-Beighton B	48.199	7	11	1:16.686	7	8	29.161	8	16	2:34.046	<b>2:34.102</b>	7
9	166	Rob Fenn	48.107	7	10	1:16.607	3	7	29.220	5	17	2:33.934	<b>2:34.788</b>	5
10	140	Davison-Morris	47.953	3	8	1:17.850	4	14	28.722	5	6	2:34.525	<b>2:34.847</b>	4
11	88	Melling-Minshaw	48.216	2	12	1:17.541	5	12	28.987	2	12	2:34.744	<b>2:35.201</b>	2
12	187	Norris-Ellis	48.330	10	14	1:17.561	9	13	29.361	8	19	2:35.252	<b>2:35.421</b>	8
13	77	Steven Wood	48.768	6	18	1:17.215	6	10	29.436	5	20	2:35.419	<b>2:35.563</b>	6
14	12	Gregory Thornton	49.199	7	20	1:17.423	6	11	29.119	4	14	2:35.741	<b>2:36.230</b>	7
15	8	Buckley-Huff	48.300	5	13	1:18.243	5	17	29.717	3	23	2:36.260	<b>2:36.313</b>	5
16	16	David Tomlin	48.516	5	15	1:18.119	6	15	28.978	5	10	2:35.613	<b>2:36.421</b>	5
17	98	Ward-Furness	48.023	10	9	1:18.371	6	19	29.984	7	28	2:36.378	<b>2:36.843</b>	6
18	888	Wheeler-Owens	49.361	7	23	1:19.238	4	23	28.536	4	3	2:37.135	<b>2:37.168</b>	4
19	68	Graham Pattle	49.147	7	19	1:19.155	7	22	29.161	4	15	2:37.463	<b>2:37.761</b>	7
20	173	Sadler-Henderson	48.676	8	16	1:18.321	10	18	30.014	9	29	2:37.011	<b>2:37.810</b>	10
21	55	Ellis-Smare	48.703	3	17	1:18.536	5	20	29.894	4	26	2:37.133	<b>2:37.863</b>	4
22	24	Lewis-O'Connell	49.818	5	28	1:18.147	2	16	28.633	3	4	2:36.598	<b>2:37.924</b>	2
23	42	John Spiers	50.013	7	30	1:19.267	10	24	28.894	10	8	2:38.174	<b>2:38.466</b>	10
24	61	Katsuaki Kubota	49.479	10	26	1:19.521	10	27	29.307	11	18	2:38.307	<b>2:38.536</b>	10
25	91	Arne Berg	49.476	7	25	1:19.275	2	25	29.522	6	21	2:38.273	<b>2:38.824</b>	5
26	79	Martin-Haddon	49.365	11	24	1:19.653	3	28	29.664	11	22	2:38.682	<b>2:39.330</b>	11
27	111	Stanford R-Stanford J	49.508	4	27	1:19.744	4	29	30.104	4	30	2:39.356	<b>2:39.356</b>	4
28	44	Kjallgren-Nyquist	49.223	3	21	1:20.241	5	31	29.907	3	27	2:39.371	<b>2:39.755</b>	3
29	66	Lund-Strommen	49.835	11	29	1:19.488	5	26	30.123	4	31	2:39.446	<b>2:39.813</b>	4
30	65	Nicholas Ruddell	50.162	4	32	1:19.141	3	21	30.400	3	33	2:39.703	<b>2:40.552</b>	3
31	163	Michael McInerney	50.122	2	31	1:20.484	10	32	29.746	3	24	2:40.352	<b>2:40.924</b>	2
32	136	Nigel Batchelor	51.047	9	34	1:20.091	7	30	30.928	9	34	2:42.066	<b>2:42.169</b>	9
33	116	Carlino-Jones	51.030	7	33	1:21.418	6	34	30.359	5	32	2:42.807	<b>2:43.393</b>	6
34	58	Charlie Birkett	52.128	8	35	1:23.574	6	35	29.874	8	25	2:45.576	<b>2:45.901</b>	7
35	75	Richard Bateman	52.525	4	36	1:24.482	5	39	32.119	5	38	2:49.126	<b>2:49.216</b>	5
36	59	Gary Wright	53.291	8	38	1:24.298	8	38	31.219	10	36	2:48.808	<b>2:49.269</b>	8
37	146	Hardie-Paterson	52.823	10	37	1:24.199	8	37	31.851	2	37	2:48.873	<b>2:49.405</b>	8
38	40	Hiscocks-Kield	53.665	9	39	1:23.705	3	36	32.865	1	39	2:50.235	<b>2:50.709</b>	3
39	123	Hyett-Avill	49.227	2	22	1:20.775	1	33	30.946	1	35	2:40.948		



Session Start: 18:10:44 - Finish: 18:40:46

Weather/Track Conditions: Cloud / Dry

Circuit: Silverstone Historic Grand Prix

Track Length: 5.857 Km - 3.6394 miles

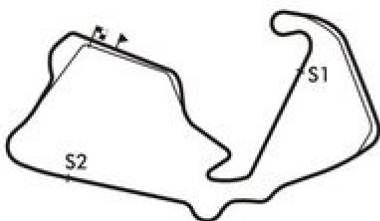


# Silverstone Classic - 29 - 31 Jul 2016

## Big Engine Touring Cars (Pre '66)

### Qualifying for Race 16 - Best Sector Speeds

	NO	SECTOR 1	MPH	NO	SECTOR 2	MPH	NO	SECTOR 3	MPH
1	9	Craig Davies	128.6	2	Voyazides-Hadfield	139.2	64	Sean McInerney	89.7
2	2	Voyazides-Hadfield	126.9	9	Craig Davies	136.4	35	Burton-O'Brien	88.4
3	35	Burton-O'Brien	125.0	223	Huxley-Greensall	134.8	9	Craig Davies	88.2
4	88	Melling-Minshaw	123.8	166	Rob Fenn	133.7	113	Wolfe-Gans	88.1
5	223	Huxley-Greensall	123.8	65	Nicholas Ruddell	133.4	77	Steven Wood	87.7
6	8	Buckley-Huff	123.6	64	Sean McInerney	133.2	81	Beighton C-Beighton B	87.5
7	64	Sean McInerney	122.9	98	Ward-Furness	132.9	173	Sadler-Henderson	87.0
8	173	Sadler-Henderson	122.2	187	Norris-Ellis	132.6	187	Norris-Ellis	87.0
9	187	Norris-Ellis	121.4	81	Beighton C-Beighton B	131.8	223	Huxley-Greensall	87.0
10	98	Ward-Furness	121.1	8	Buckley-Huff	131.3	55	Ellis-Smare	86.9
11	55	Ellis-Smare	120.9	88	Melling-Minshaw	131.3	69	Roger Wills	86.8
12	65	Nicholas Ruddell	120.9	69	Roger Wills	129.3	2	Voyazides-Hadfield	86.7
13	77	Steven Wood	119.8	173	Sadler-Henderson	129.3	68	Graham Pattle	86.5
14	69	Roger Wills	119.2	12	Gregory Thornton	129.1	98	Ward-Furness	86.4
15	12	Gregory Thornton	117.1	77	Steven Wood	129.1	65	Nicholas Ruddell	86.3
16	166	Rob Fenn	116.5	35	Burton-O'Brien	128.6	12	Gregory Thornton	86.1
17	44	Kjallgren-Nyquist	115.9	123	Hyett-Avill	128.6	79	Martin-Haddon	86.1
18	136	Nigel Batchelor	115.7	55	Ellis-Smare	128.3	140	Davison-Morris	86.1
19	140	Davison-Morris	115.3	136	Nigel Batchelor	127.1	16	David Tomlin	86.0
20	16	David Tomlin	114.7	40	Hiscocks-Kield	124.3	166	Rob Fenn	85.6
21	111	Stanford R-Stanford J	114.7	44	Kjallgren-Nyquist	124.3	91	Arne Berg	85.4
22	113	Wolfe-Gans	114.3	113	Wolfe-Gans	122.5	111	Stanford R-Stanford J	85.2
23	40	Hiscocks-Kield	114.1	140	Davison-Morris	120.3	44	Kjallgren-Nyquist	84.9
24	68	Graham Pattle	113.2	79	Martin-Haddon	119.8	136	Nigel Batchelor	84.9
25	123	Hyett-Avill	112.8	16	David Tomlin	119.4	88	Melling-Minshaw	84.6
26	81	Beighton C-Beighton B	112.4	68	Graham Pattle	119.4	61	Katsuaki Kubota	84.4
27	79	Martin-Haddon	112.0	66	Lund-Strommen	119.2	66	Lund-Strommen	84.4
28	66	Lund-Strommen	111.7	61	Katsuaki Kubota	117.1	123	Hyett-Avill	84.2
29	61	Katsuaki Kubota	110.6	91	Arne Berg	117.1	8	Buckley-Huff	84.0
30	91	Arne Berg	110.2	111	Stanford R-Stanford J	116.5	42	John Spiers	84.0
31	75	Richard Bateman	108.8	75	Richard Bateman	115.1	24	Lewis-O'Connell	83.9
32	163	Michael McInerney	108.2	163	Michael McInerney	114.7	163	Michael McInerney	83.7
33	42	John Spiers	107.4	42	John Spiers	112.4	888	Wheeler-Owens	83.3
34	24	Lewis-O'Connell	105.5	24	Lewis-O'Connell	111.5	116	Carlino-Jones	82.3
35	888	Wheeler-Owens	105.5	888	Wheeler-Owens	111.3	58	Charlie Birkett	80.7
36	116	Carlino-Jones	104.4	116	Carlino-Jones	109.7	59	Gary Wright	80.7
37	59	Gary Wright	103.1	146	Hardie-Paterson	109.1	75	Richard Bateman	80.4
38	146	Hardie-Paterson	102.8	59	Gary Wright	108.9	40	Hiscocks-Kield	80.0
39	58	Charlie Birkett	99.6	58	Charlie Birkett	105.7	146	Hardie-Paterson	79.4



**Session Start: 18:10:44 - Finish: 18:40:46**  
**Weather/Track Conditions: Cloud / Dry**  
**Circuit: Silverstone Historic Grand Prix**  
**Track Length: 5.857 Km - 3.6394 miles**



### Silverstone Classic - 29 - 31 Jul 2016

## Big Engine Touring Cars (Pre '66) Race 16 - Starting Grid - AMENDED

Sheet No:

Start Time : 14:35 - Heat Duration : 40 Minutes

20	39	123	Hyett-Avill			
19	37	146	Hardie-Paterson	38	40	Hiscocks-Kield
18	35	75	Richard Bateman	36	59	Gary Wright
17	33	116	Carlino-Jones	34	58	Charlie Birkett
16	31	163	Michael McI nerney	32	136	Nigel Batchelor
15	29	66	Lund-Strommen	30	65	Nicholas Ruddell
14	27	111	Stanford R-Stanford J	28	44	Kjallgren-Nyquist
13	25	91	Arne Berg	26	79	Martin-Haddon
12	23	42	John Spiers	24	61	Katsuaki Kubota
11	21	55	Ellis-Smare	22	24	Lewis-O'Connell
10	19	68	Graham Pattle	20	173	Sadler-Henderson
9	17	98	Ward-Furness	18	888	Wheeler-Owens
8	15	8	Buckley-Huff	16	16	David Tomlin
7	13	77	Steven Wood	14	12	Gregory Thornton
6	11	88	Melling-Minshaw	12	187	Norris-Ellis
5	9	166	Rob Fenn	10	140	Davison-Morris
4	7	69	Roger Wills	8	81	Beighton C-Beighton B
3	5	9	Craig Davies	6	113	Wolfe-Gans
2	3	2	Voyazides-Hadfield	4	223	Huxley-Greensall
1	1	64	Sean McI nerney	2	35	Burton-O'Brien

Pole Right



Circuit: Silverstone Historic Grand Prix  
Track Length: 5.857 Km - 3.6394 miles

These results are provisional until the conclusion of any judicial and technical matters.

Clerk of the Course:

Bernard Cottrell

Timekeeper:

Issued at:





## Silverstone Classic - 29 - 31 Jul 2016

### JET Super Touring Car Trophy Qualifying for Race 6 - Classification

Sheet No:

POS	NO	DRIVER/S	CLASS	CLASS POS	CAR MAKE / MODEL	TIME	ON	LAPS	GAP	DIFF	MPH
1	18	Colin Noble Jnr	GA1	1	Vauxhall Vectra	2:13.252	9	9			98.32
2	3	James Dodd	ST1	1	Honda Accord	2:14.234	8	8	0.982	0.982	97.60
3	7	Frank Wrathall	ST1	2	Audi A4	2:14.866	6	8	1.614	0.632	97.15
4	97	Neil Smith	ST1	3	Alfa Romeo 156	2:16.299	7	8	3.047	1.433	96.12
5	2	Paul Smith	ST1	4	BMW 320	2:18.000	8	8	4.748	1.701	94.94
6	6	Dave Jarman	ST1	5	Nissan Primera	2:20.088	7	8	6.836	2.088	93.53
7	20	Jon Finnemore	ST1	6	Honda Accord	2:20.321	8	8	7.069	0.233	93.37
8	53	Mark Hazell	ST1	7	BMW	2:20.597	8	8	7.345	0.276	93.19
9	4	Graeme Dodd	ST1	8	Honda Accord	2:20.690	4	8	7.438	0.093	93.12
10	17	Mark Smith	GA2	1	BMW E3 M3	2:21.255	8	8	8.003	0.565	92.75
11	44	Guy Minshaw	ST1	9	Audi A4	2:21.802	8	8	8.550	0.547	92.39
12	15	Craig Davies	GA1	2	Ford Sierra RS500	2:22.590	3	4	9.338	0.788	91.88
13	62	John Pearson	ST1	10	Alfa Romeo	2:23.234	7	8	9.982	0.644	91.47
14	25	Tony Longhurst	ST2	1	BMW 318	2:23.831	8	8	10.579	0.597	91.09
15	8	Darren Fielding	ST2	2	BMW E36 318	2:23.832	7	8	10.580	0.001	91.09
16	42	Gianfranco Brancatelli	GA2	2	BMW M3	2:24.116	6	7	10.864	0.284	90.91
17	67	Tony Absolom	ST2	3	Vauxhall Cavalier	2:24.457	7	8	11.205	0.341	90.70
18	31	Scott O'Donnell	ST3	1	Ford Mondeo	2:27.635	5	6	14.383	3.178	88.74
19	61	Tom Houlbrook	GA2	3	BMW E30 M3	2:28.018	7	8	14.766	0.383	88.51
20	5	Alvin Powell	ST1	11	Ford Mondeo	2:30.549	4	6	17.297	2.531	87.03
21	16	Don Grice	ST1	12	BMW E36	2:31.553	8	8	18.301	1.004	86.45
22	33	Stuart Hall	ST2	4	Ford Mondeo	2:32.011	3	4	18.759	0.458	86.19
23	40	Lindsay O'Donnell	ST1	13	Volvo S40	2:32.168	7	7	18.916	0.157	86.10
24	27	Rick Wood	ST2	5	Mazda 323	2:32.193	7	8	18.941	0.025	86.09
25	60	Mark Wright	GA1	3	Ford Sierra	2:34.568	3	4	21.316	2.375	84.76
26	19	Phiroze Bilimoria	GA1	4	Ford RS500	2:59.238	2	2	45.986	24.670	73.10
27	9	Jason Minshaw	ST1	14	Volvo S40			1			0.00
28	79	Mark Jones	ST1	15	Renault Laguna			1			0.00
29	88	Warren Good	ST3	2	BMW 318			1			0.00
30	14	James Hanson	ST1	16	Vauxhall Vectra						

CAR 62 - PLEASE DISPLAY CORRECT RACE NUMBER

Session Start: 18:50:14 - Finish: 19:10:17  
Weather/Track Conditions: Cloud / Dry  
Circuit: Silverstone Historic Grand Prix  
Track Length: 5.857 Km - 3.6394 miles

These results are provisional until the conclusion of any judicial and technical matters.

Clerk of the Course:

Timekeeper:

Issued at:

# Silverstone Classic - 29 - 31 Jul 2016

## JET Super Touring Car Trophy

### Qualifying for Race 6 - Sector Analysis

2 Paul Smith (ST1)									BMW 320										
lap	Sect-1	Speed	Sect-2	Speed	Sect-3	Speed	TopSpeed	laptime	pit	lap	Sect-1	Speed	Sect-2	Speed	Sect-3	Speed	Topspeed	laptime	pit
1	Out	108.8	1:18.332	110.2	28.798	89.8		2:34.883		5	48.650	120.3	1:11.850	127.3	26.352	97.8		2:26.852	
2	48.450	120.9	1:12.691	127.8	31.870	90.7		2:33.011		6	43.286	125.9	1:08.854	132.1	26.644	91.9		2:18.784	
3	45.455	122.7	1:17.815	124.7				2:26.074		7	44.113	124.7	1:09.573	130.3	25.559	99.1		2:19.245	
4	Out	113.7	1:19.263	80.0	27.902	94.1		3:52.100	P	8	43.451	126.1	1:09.018	130.6	25.531	98.0		2:18.000	

3 James Dodd (ST1)									Honda Accord										
lap	Sect-1	Speed	Sect-2	Speed	Sect-3	Speed	TopSpeed	laptime	pit	lap	Sect-1	Speed	Sect-2	Speed	Sect-3	Speed	Topspeed	laptime	pit
1	Out	108.9	1:16.498	128.8	27.817	95.2		2:28.932		5	42.825	129.8	1:07.906	137.2	24.667	101.7		2:15.398	
2	46.224	119.6	1:12.795	134.8	27.871	97.0		2:26.890		6	42.817	117.3	1:12.147	120.9				2:20.800	
3	48.959	121.8	1:12.621	135.8	26.823	99.3		2:28.403		7	Out	110.9	1:20.815	90.8	29.512	97.7		3:32.972	P
4	43.830	129.8	1:08.476	136.4	25.200	101.5		2:17.506		8	42.218	130.8	1:07.414	137.0	24.602	99.4		2:14.234	

4 Graeme Dodd (ST1)									Honda Accord										
lap	Sect-1	Speed	Sect-2	Speed	Sect-3	Speed	TopSpeed	laptime	pit	lap	Sect-1	Speed	Sect-2	Speed	Sect-3	Speed	Topspeed	laptime	pit
1	Out	115.9	1:16.166	131.3	28.238	94.3		2:28.587		5	44.198	127.3	1:10.400	132.9	26.411	98.5		2:21.009	
2	47.182	119.2	1:14.285	132.6	27.395	93.1		2:28.862		6	43.528	128.6	1:10.751	134.2	27.378	93.3		2:21.657	
3	46.009	125.9	1:12.278	131.6	26.911	98.1		2:25.198		7	48.021	117.9	1:17.091	116.9	28.712	98.0		2:33.824	
4	44.096	126.9	1:10.271	134.8	26.323	99.0		2:20.690		8	43.642	128.6	1:10.470	133.4	26.846	92.7		2:20.958	

5 Alvin Powell (ST1)									Ford Mondeo										
lap	Sect-1	Speed	Sect-2	Speed	Sect-3	Speed	TopSpeed	laptime	pit	lap	Sect-1	Speed	Sect-2	Speed	Sect-3	Speed	Topspeed	laptime	pit
1	Out	87.7	1:26.331	127.8	32.082	86.0		2:47.417		4	46.858	121.1	1:15.017	128.3	28.674	92.2		2:30.549	
2	49.759	118.6	1:16.990	130.6	30.949	90.7		2:37.698		5	47.272	121.1	1:15.383	129.1	28.500	59.8		2:31.155	
3	47.728	120.9	1:16.923	128.8	29.246	91.9		2:33.897		6	1:08.323	119.6	1:16.448	124.0				3:04.007	

6 Dave Jarman (ST1)									Nissan Primera										
lap	Sect-1	Speed	Sect-2	Speed	Sect-3	Speed	TopSpeed	laptime	pit	lap	Sect-1	Speed	Sect-2	Speed	Sect-3	Speed	Topspeed	laptime	pit
1	Out	93.9	1:27.570	119.0	29.313	86.8		2:43.991		5	50.597	87.2	1:18.313	128.1	29.728	83.3		2:38.638	
2	48.901	118.6	1:13.362	132.4	26.969	94.4		2:29.232		6	44.694	127.1	1:11.574	132.9	26.611	96.6		2:22.879	
3	44.216	127.6	1:34.595	129.8	27.161	93.3		2:45.972		7	43.209	128.3	1:10.475	131.1	26.404	94.1		2:20.088	
4	44.757	126.4	1:12.511	131.1	27.090	94.1		2:24.358		8	51.406	81.9	1:20.581	91.6	28.628	95.9		2:40.615	

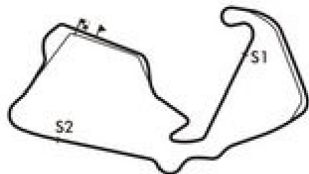
7 Frank Wrathall (ST1)									Audi A4										
lap	Sect-1	Speed	Sect-2	Speed	Sect-3	Speed	TopSpeed	laptime	pit	lap	Sect-1	Speed	Sect-2	Speed	Sect-3	Speed	Topspeed	laptime	pit
1	Out				29.259	83.3		2:41.764		5					25.221			2:17.753	
2	48.130	119.2	1:11.902		26.551	97.8		2:26.583		6	42.551	127.6	1:07.772		24.543			2:14.866	
3					26.100			2:18.452		7	41.663	128.1	1:07.968		25.397	97.0		2:15.028	
4	43.774	123.6	1:08.678		25.470	98.1		2:17.922		8								2:42.785	

8 Darren Fielding (ST2)									BMW E36 318										
lap	Sect-1	Speed	Sect-2	Speed	Sect-3	Speed	TopSpeed	laptime	pit	lap	Sect-1	Speed	Sect-2	Speed	Sect-3	Speed	Topspeed	laptime	pit
1	Out	106.0	1:19.681	124.7	28.451	85.8		2:37.139		5	46.157	120.9	1:13.175	127.3	26.930	91.6		2:26.262	
2	47.940	115.9	1:17.324	126.6	28.277	85.2		2:33.541		6	45.249	121.1	1:12.821	126.4	27.041	92.1		2:25.111	
3	47.715	120.3	1:16.006	124.7	28.826	86.5		2:32.547		7	44.624	124.0	1:12.286	126.9	26.922	92.3		2:23.832	
4	48.071	121.1	1:13.907	126.1	28.681	91.7		2:30.659		8	45.489	122.2	1:11.885	127.8	27.005	90.8		2:24.379	

9 Jason Minshaw (ST1)									Volvo S40										
lap	Sect-1	Speed	Sect-2	Speed	Sect-3	Speed	TopSpeed	laptime	pit	lap	Sect-1	Speed	Sect-2	Speed	Sect-3	Speed	Topspeed	laptime	pit
1	Out	116.3	1:13.894	131.8	26.474	96.1		2:26.743		2									

14 James Hanson (ST1)									Vauxhall Vectra										
lap	Sect-1	Speed	Sect-2	Speed	Sect-3	Speed	TopSpeed	laptime	pit	lap	Sect-1	Speed	Sect-2	Speed	Sect-3	Speed	Topspeed	laptime	pit

15 Craig Davies (GA1)									Ford Sierra RS500										
lap	Sect-1	Speed	Sect-2	Speed	Sect-3	Speed	TopSpeed	laptime	pit	lap	Sect-1	Speed	Sect-2	Speed	Sect-3	Speed	Topspeed	laptime	pit
1	Out	90.6	1:18.872	128.8	29.475	91.2		2:35.190		3	44.538	130.1	1:10.885	144.6	27.167	96.1		2:22.590	
2	45.925	130.3	1:12.946	143.1	27.402	95.2		2:26.273		4	44.039	130.3	1:10.019	145.9				2:25.906	



Session Start: 18:50:14 - Finish: 19:10:17  
Weather/Track Conditions: Cloud / Dry  
Circuit: Silverstone Historic Grand Prix  
Track Length: 5.857 Km - 3.6394 miles

# Silverstone Classic - 29 - 31 Jul 2016

## JET Super Touring Car Trophy

### Qualifying for Race 6 - Sector Analysis

16 Don Grice (ST1)									BMW E36										
lap	Sect-1	Speed	Sect-2	Speed	Sect-3	Speed	TopSpeed	laptime	pit	lap	Sect-1	Speed	Sect-2	Speed	Sect-3	Speed	Topspeed	laptime	pit
1	Out	107.9	1:22.343	122.5	32.218	83.9		2:45.674		5	49.358	118.8	1:16.083	124.3	27.446	80.7		2:32.887	
2	50.760	113.0	1:18.008	122.7	30.542	83.6		2:39.310		6	48.945	117.7	1:17.776	123.8	29.119	80.6		2:35.840	
3	51.254	116.7	1:17.592	124.5	28.715	85.3		2:37.561		7	51.162	110.9	1:16.349	125.0	28.671	78.3		2:36.182	
4	50.240	116.1	1:15.308	124.0	27.949	82.0		2:33.497		8	48.388	119.0	1:14.717	123.1	28.448	88.9		2:31.553	

17 Mark Smith (GA2)									BMW E3 M3										
lap	Sect-1	Speed	Sect-2	Speed	Sect-3	Speed	TopSpeed	laptime	pit	lap	Sect-1	Speed	Sect-2	Speed	Sect-3	Speed	Topspeed	laptime	pit
1	Out	112.0	1:18.729	130.6	31.126	92.4		2:37.905		5	44.772	129.6	1:10.861	138.1	26.932	96.3		2:22.565	
2	46.044	127.3	1:12.481	134.8	28.027	92.1		2:26.552		6	44.695	130.6	1:12.015	135.6	26.536	96.1		2:23.246	
3	45.981	126.9	1:12.922	135.3	28.014	94.8		2:26.917		7	44.494	129.6	1:10.452	137.5	26.768	96.7		2:21.714	
4	45.454	126.9	1:11.952	136.4	27.207	94.3		2:24.613		8	43.948	129.1	1:10.550	137.2	26.757	96.6		2:21.255	

18 Colin Noble Jnr (GA1)									Vauxhall Vectra										
lap	Sect-1	Speed	Sect-2	Speed	Sect-3	Speed	TopSpeed	laptime	pit	lap	Sect-1	Speed	Sect-2	Speed	Sect-3	Speed	Topspeed	laptime	pit
1	Out	124.3	1:13.178	130.6	27.686	95.9		2:25.820		6	41.377	130.6	1:07.025	135.6	26.346	102.9		2:14.748	
2	44.717	126.4	1:09.306	134.2	26.577	99.9		2:20.600		7	41.553	131.3	1:07.197	136.7	25.492	101.8		2:14.242	
3	42.853	130.3	1:08.849	135.0	25.989	100.3		2:17.691		8	41.710	132.1	1:08.259	135.8	24.943	100.2		2:14.912	
4	42.382	130.6	1:07.697	135.0	25.466	101.5		2:15.545		9	41.642	131.3	1:06.682	135.6	24.928	101.5		2:13.252	
5	41.868	131.1	1:08.543	134.5	26.007	102.3		2:16.418		10									

19 Phiroze Bilimoria (GA1)									Ford RS500										
lap	Sect-1	Speed	Sect-2	Speed	Sect-3	Speed	TopSpeed	laptime	pit	lap	Sect-1	Speed	Sect-2	Speed	Sect-3	Speed	Topspeed	laptime	pit
1	Out	93.7	1:27.530	112.6	32.851	75.0		2:49.316		2				109.7	35.235	78.3		2:59.238	

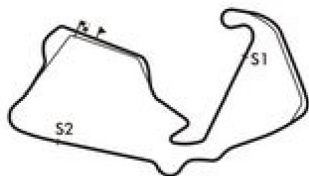
20 Jon Finnemore (ST1)									Honda Accord										
lap	Sect-1	Speed	Sect-2	Speed	Sect-3	Speed	TopSpeed	laptime	pit	lap	Sect-1	Speed	Sect-2	Speed	Sect-3	Speed	Topspeed	laptime	pit
1	Out	100.2	1:22.200	129.6	29.923	89.4		2:39.930		5	45.437	126.6	1:12.001	133.7	27.038	95.1		2:24.476	
2	47.393	122.0	1:15.534	132.6	29.482	88.3		2:32.409		6	43.981	127.6	1:10.970	134.2	26.316	97.8		2:21.267	
3	45.698	126.6	1:12.700	132.1	27.442	93.2		2:25.840		7	43.790	127.8	1:10.435	135.0	26.183	99.3		2:20.408	
4	47.010	125.9	1:12.433	133.2	27.242	93.5		2:26.685		8	43.795	129.3	1:10.366	134.8	26.160	99.9		2:20.321	

25 Tony Longhurst (ST2)									BMW 318										
lap	Sect-1	Speed	Sect-2	Speed	Sect-3	Speed	TopSpeed	laptime	pit	lap	Sect-1	Speed	Sect-2	Speed	Sect-3	Speed	Topspeed	laptime	pit
1	Out	100.6	1:20.371	101.1	31.035	92.9		2:38.026		5	44.667	123.6	1:12.658	128.6	27.015	94.3		2:24.340	
2	45.428	122.9	1:13.909	126.6	29.790	88.1		2:29.127		6	45.142	124.0	1:13.033	130.3	27.254	94.3		2:25.429	
3	46.793	122.2	1:14.160	128.8	27.521	92.8		2:28.474		7	44.907	122.9	1:12.717	128.1	27.325	94.0		2:24.949	
4	45.417	122.5	1:13.111	128.3	27.070	93.5		2:25.598		8	44.964	123.1	1:12.116	128.6	26.751	94.8		2:23.831	

27 Rick Wood (ST2)									Mazda 323										
lap	Sect-1	Speed	Sect-2	Speed	Sect-3	Speed	TopSpeed	laptime	pit	lap	Sect-1	Speed	Sect-2	Speed	Sect-3	Speed	Topspeed	laptime	pit
1	Out	98.1	1:25.571	124.0	32.129	83.1		2:48.935		5	47.405	120.1	1:15.834	125.4	29.275	85.4		2:32.514	
2	49.581	116.1	1:17.897	125.9	34.289	77.8		2:41.767		6	50.255	120.5	1:16.185	126.4	29.930	90.0		2:36.370	
3	51.062	115.1	1:17.987	123.4	30.575	84.4		2:39.624		7	48.031	119.8	1:15.218	128.6	28.944	89.6		2:32.193	
4	48.828	117.3	1:16.418	127.3	29.428	88.2		2:34.674		8	47.469	112.4	1:15.731	125.9				2:32.555	

31 Scott O'Donnell (ST3)									Ford Mondeo										
lap	Sect-1	Speed	Sect-2	Speed	Sect-3	Speed	TopSpeed	laptime	pit	lap	Sect-1	Speed	Sect-2	Speed	Sect-3	Speed	Topspeed	laptime	pit
1	Out	84.2	1:26.921	102.6	32.247	71.7		2:51.271		4	45.734	122.7	1:15.050	127.6	29.386	88.4		2:30.170	
2	54.371	112.8	1:15.169	127.8	28.784	89.6		2:38.324		5	45.765	123.4	1:13.427	128.3	28.443	91.8		2:27.635	
3	46.339	122.2	1:14.248	127.8	28.698	89.6		2:29.285		6	45.529	122.9	1:13.950	128.6	28.806	92.6		2:28.285	

33 Stuart Hall (ST2)									Ford Mondeo										
lap	Sect-1	Speed	Sect-2	Speed	Sect-3	Speed	TopSpeed	laptime	pit	lap	Sect-1	Speed	Sect-2	Speed	Sect-3	Speed	Topspeed	laptime	pit
1	Out	106.2	1:19.259		29.024	88.5		2:34.326		3	48.094	117.3	1:14.488	125.9	29.429	87.4		2:32.011	
2	48.122	112.2				81.0		2:36.943		4	57.839	82.8	1:33.200	101.7				3:06.498	



**Session Start: 18:50:14 - Finish: 19:10:17**  
**Weather/Track Conditions: Cloud / Dry**  
**Circuit: Silverstone Historic Grand Prix**  
**Track Length: 5.857 Km - 3.6394 miles**

# Silverstone Classic - 29 - 31 Jul 2016

## JET Super Touring Car Trophy

### Qualifying for Race 6 - Sector Analysis

40 Lindsay O'Donnell (ST1)									Volvo S40										
lap	Sect-1	Speed	Sect-2	Speed	Sect-3	Speed	TopSpeed	laptime	pit	lap	Sect-1	Speed	Sect-2	Speed	Sect-3	Speed	Topspeed	laptime	pit
1	Out	102.6	1:22.542	126.4	31.056	87.6		2:44.204		5	48.216	119.2	1:15.568	126.4	30.404	87.6		2:34.188	
2	50.177	116.1	1:18.031	123.6	32.946	85.9		2:41.154		6	47.806	121.6	1:20.710	126.1	29.990	89.1		2:38.506	
3	49.303	119.2	1:17.621	126.1	30.661	87.2		2:37.585		7	47.638	116.9	1:14.912	126.1	29.618	87.6		2:32.168	
4	52.177	106.5	1:17.844	125.4	30.727	87.3		2:40.748		8									

42 Gianfranco Brancatelli (GA2)									BMW M3										
lap	Sect-1	Speed	Sect-2	Speed	Sect-3	Speed	TopSpeed	laptime	pit	lap	Sect-1	Speed	Sect-2	Speed	Sect-3	Speed	Topspeed	laptime	pit
1	Out	57.3	1:41.975	108.6	31.061	88.0		3:15.282		5	45.362	126.4	1:12.275	132.6	27.683	91.6		2:25.320	
2	48.014	111.1	1:15.280	131.6	28.802	88.7		2:32.096		6	44.979	122.0	1:11.808	134.5	27.329	91.2		2:24.116	
3	46.284	119.4	1:14.226	128.8				2:35.446		7	46.359	125.0	1:11.888	133.7	27.130	92.3		2:25.377	
4	Out	122.2	1:12.898	132.6	28.016	90.4		4:03.817	P	8									

44 Guy Minshaw (ST1)									Audi A4										
lap	Sect-1	Speed	Sect-2	Speed	Sect-3	Speed	TopSpeed	laptime	pit	lap	Sect-1	Speed	Sect-2	Speed	Sect-3	Speed	Topspeed	laptime	pit
1	Out	90.8	1:19.472	125.9	34.776	87.0		2:41.996		5	45.146	124.5	1:11.405	128.8	26.894	93.7		2:23.445	
2	46.155	120.1	1:12.302	128.6	27.337	89.5		2:25.794		6	44.104	124.5	1:11.189	127.6	26.702	93.5		2:21.995	
3	44.399	124.0	1:10.714	128.8	27.118	93.6		2:22.231		7	44.430	125.2	1:10.927	127.6	26.539	96.3		2:21.896	
4	47.099	120.7	1:11.044	127.1	26.557	87.8		2:24.700		8	44.290	125.4	1:11.057	125.7	26.455	95.2		2:21.802	

53 Mark Hazell (ST1)									BMW										
lap	Sect-1	Speed	Sect-2	Speed	Sect-3	Speed	TopSpeed	laptime	pit	lap	Sect-1	Speed	Sect-2	Speed	Sect-3	Speed	Topspeed	laptime	pit
1	Out	98.8	1:22.265	122.7	31.639	89.1		2:43.688		5	45.365	122.9	1:13.070	128.3				2:28.115	
2	47.617	116.7	1:15.766	128.3	28.940	90.4		2:32.323		6	Out	122.0	1:14.515	128.8	27.475	93.5		4:11.030	P
3	46.068	124.0	1:13.198	130.6	27.264	93.7		2:26.530		7	44.550	124.5	1:11.006	130.8	26.676	93.9		2:22.232	
4	44.938	121.8	1:12.986	129.6	27.330	92.2		2:25.254		8	43.956	125.7	1:10.210	131.1	26.431	96.1		2:20.597	

60 Mark Wright (GA1)									Ford Sierra										
lap	Sect-1	Speed	Sect-2	Speed	Sect-3	Speed	TopSpeed	laptime	pit	lap	Sect-1	Speed	Sect-2	Speed	Sect-3	Speed	Topspeed	laptime	pit
1	Out	72.5	1:26.508	120.7	31.732	78.0		2:51.217		3	49.410	113.6	1:16.395	128.1	28.763	88.2		2:34.568	
2	49.059	117.9	1:16.409	113.7	31.459	86.6		2:36.927		4	47.524	109.3	1:45.750	70.1				3:14.646	

61 Tom Houlbrook (GA2)									BMW E30 M3										
lap	Sect-1	Speed	Sect-2	Speed	Sect-3	Speed	TopSpeed	laptime	pit	lap	Sect-1	Speed	Sect-2	Speed	Sect-3	Speed	Topspeed	laptime	pit
1	Out	95.2	1:27.920	105.8	31.658	81.2		2:49.124		5	46.048	122.7	1:14.393	130.1	28.422	84.0		2:28.863	
2	49.650	109.1	1:17.994	127.1	30.000	86.7		2:37.644		6	52.301	117.5	1:17.899	94.1	31.408	90.6		2:41.608	
3	47.171	113.6	1:17.255	127.6	28.612	85.3		2:33.038		7	46.249	121.8	1:13.581	129.1	28.188	87.0		2:28.018	
4	47.846	120.3	1:17.687	128.8	28.821	88.8		2:34.354		8	46.528	120.1	1:16.054	89.5	33.990	91.4		2:36.572	

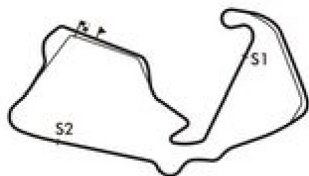
62 John Pearson (ST1)									Alfa Romeo										
lap	Sect-1	Speed	Sect-2	Speed	Sect-3	Speed	TopSpeed	laptime	pit	lap	Sect-1	Speed	Sect-2	Speed	Sect-3	Speed	Topspeed	laptime	pit
1	Out	101.1	1:19.094	120.7	29.329	89.2		2:36.033		5	45.943	122.7	1:13.981	125.4	27.482	94.8		2:27.406	
2	49.210	114.7	1:17.454	125.2	28.803	91.2		2:35.467		6	45.667	122.5	1:12.308	127.6	26.544	94.5		2:24.519	
3	47.101	120.1	1:15.641	126.9	27.276	94.8		2:30.018		7	44.579	123.1	1:11.889	127.6	26.766	95.5		2:23.234	
4	46.929	115.3	1:14.542	127.6	28.188	93.6		2:29.659		8	45.437	121.6	1:12.406	127.8	26.819	94.8		2:24.662	

67 Tony Absolom (ST2)									Vauxhall Cavalier										
lap	Sect-1	Speed	Sect-2	Speed	Sect-3	Speed	TopSpeed	laptime	pit	lap	Sect-1	Speed	Sect-2	Speed	Sect-3	Speed	Topspeed	laptime	pit
1	Out	108.2	1:19.024	127.1	28.874	92.2		2:36.014		5	46.324	122.5	1:30.307	119.0	28.100	92.7		2:44.731	
2	45.987	120.9	1:14.903	128.8	28.622	90.9		2:29.512		6	45.708	124.3	1:13.636	128.6	28.631	94.4		2:27.975	
3	46.550	122.0	1:15.829	128.1	28.321	90.8		2:30.700		7	45.034	125.9	1:12.249	129.6	27.174	94.5		2:24.457	
4	46.724	122.5	1:14.317	124.0	28.584	92.2		2:29.625		8	44.863	124.3	1:12.304	129.1	27.346	96.1		2:24.513	

79 Mark Jones (ST1)									Renault Laguna										
lap	Sect-1	Speed	Sect-2	Speed	Sect-3	Speed	TopSpeed	laptime	pit	lap	Sect-1	Speed	Sect-2	Speed	Sect-3	Speed	Topspeed	laptime	pit
1	Out	52.4	2:25.767	43.9				4:26.375		2									



**Session Start: 18:50:14 - Finish: 19:10:17**  
**Weather/Track Conditions: Cloud / Dry**  
**Circuit: Silverstone Historic Grand Prix**  
**Track Length: 5.857 Km - 3.6394 miles**

# Silverstone Classic - 29 - 31 Jul 2016

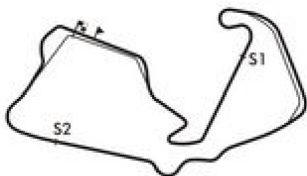
## JET Super Touring Car Trophy

### Qualifying for Race 6 - Sector Analysis

88 Warren Good (ST3)									BMW 318											
lap	Sect-1	Speed	Sect-2	Speed	Sect-3	Speed	TopSpeed	laptime	pit	lap	Sect-1	Speed	Sect-2	Speed	Sect-3	Speed	Topspeed	laptime	pit	
1	Out	69.1	1:39.040	104.7	34.601	75.0		3:09.876		2										

97 Neil Smith (ST1)									Alfa Romeo 156										
lap	Sect-1	Speed	Sect-2	Speed	Sect-3	Speed	TopSpeed	laptime	pit	lap	Sect-1	Speed	Sect-2	Speed	Sect-3	Speed	Topspeed	laptime	pit
1	Out	118.4	1:16.495	132.9	27.026	96.1		2:27.796		5	43.049	130.3	1:09.109	135.8	25.981	98.5		2:18.139	
2	45.327	125.7	1:12.826	133.7	27.531	88.2		2:25.684		6	43.002	129.1	1:08.780	134.8	25.700	97.7		2:17.482	
3	43.686	130.1	1:12.631	132.9	26.559	96.0		2:22.876		7	42.358	129.6	1:08.562	135.3	25.379	100.5		2:16.299	
4	1:16.729	125.7	1:11.027	133.9	26.061	99.1		2:53.817		8	41.956	130.1	1:09.210	135.0	25.278	100.8		2:16.444	

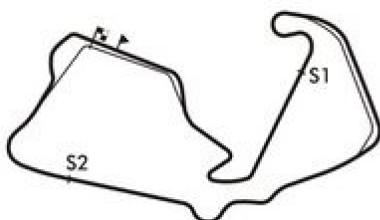


# Silverstone Classic - 29 - 31 Jul 2016

## JET Super Touring Car Trophy

### Qualifying for Race 6 - Best Sector Times

POS	NO	DRIVER/S	Sector 1			Sector 2			Sector 3			IDEAL LAP	BEST LAP	On
			TIME	LAP	POS	TIME	LAP	POS	TIME	LAP	POS			
1	18	Colin Noble Jnr	41.377	6	1	1:06.682	9	1	24.928	9	3	2:12.987	<b>2:13.252</b>	<b>9</b>
2	3	James Dodd	42.218	8	4	1:07.414	8	2	24.602	8	2	2:14.234	<b>2:14.234</b>	<b>8</b>
3	7	Frank Wrathall	41.663	7	2	1:07.772	6	3	24.543	6	1	2:13.978	<b>2:14.866</b>	<b>6</b>
4	97	Neil Smith	41.956	8	3	1:08.562	7	4	25.278	8	4	2:15.796	<b>2:16.299</b>	<b>7</b>
5	2	Paul Smith	43.286	6	6	1:08.854	6	5	25.531	8	5	2:17.671	<b>2:18.000</b>	<b>8</b>
6	6	Dave Jarman	43.209	7	5	1:10.475	7	11	26.404	7	8	2:20.088	<b>2:20.088</b>	<b>7</b>
7	20	Jon Finnemore	43.790	7	8	1:10.366	8	9	26.160	8	6	2:20.316	<b>2:20.321</b>	<b>8</b>
8	53	Mark Hazell	43.956	8	10	1:10.210	8	7	26.431	8	9	2:20.597	<b>2:20.597</b>	<b>8</b>
9	4	Graeme Dodd	43.528	6	7	1:10.271	4	8	26.323	4	7	2:20.122	<b>2:20.690</b>	<b>4</b>
10	17	Mark Smith	43.948	8	9	1:10.452	7	10	26.536	6	12	2:20.936	<b>2:21.255</b>	<b>8</b>
11	44	Guy Minshaw	44.104	6	12	1:10.714	3	12	26.455	8	10	2:21.273	<b>2:21.802</b>	<b>8</b>
12	15	Craig Davies	44.039	4	11	1:10.019	4	6	27.167	3	17	2:21.225	<b>2:22.590</b>	<b>3</b>
13	62	John Pearson	44.579	7	13	1:11.889	7	15	26.544	6	13	2:23.012	<b>2:23.234</b>	<b>7</b>
14	25	Tony Longhurst	44.667	5	15	1:12.116	8	16	26.751	8	14	2:23.534	<b>2:23.831</b>	<b>8</b>
15	8	Darren Fielding	44.624	7	14	1:11.885	8	14	26.922	7	15	2:23.431	<b>2:23.832</b>	<b>7</b>
16	42	Gianfranco Brancatelli	44.979	6	17	1:11.808	6	13	27.130	7	16	2:23.917	<b>2:24.116</b>	<b>6</b>
17	67	Tony Absolom	44.863	8	16	1:12.249	7	17	27.174	7	18	2:24.286	<b>2:24.457</b>	<b>7</b>
18	31	Scott O'Donnell	45.529	6	18	1:13.427	5	18	28.443	5	21	2:27.399	<b>2:27.635</b>	<b>5</b>
19	61	Tom Houlbrook	46.048	5	19	1:13.581	7	19	28.188	7	20	2:27.817	<b>2:28.018</b>	<b>7</b>
20	5	Alvin Powell	46.858	4	20	1:15.017	4	24	28.500	5	22	2:30.375	<b>2:30.549</b>	<b>4</b>
21	16	Don Grice	48.388	8	25	1:14.717	8	22	27.446	5	19	2:30.551	<b>2:31.553</b>	<b>8</b>
22	33	Stuart Hall	48.094	3	24	1:14.488	3	21	29.024	1	25	2:31.606	<b>2:32.011</b>	<b>3</b>
23	40	Lindsay O'Donnell	47.638	7	23	1:14.912	7	23	29.618	7	26	2:32.168	<b>2:32.168</b>	<b>7</b>
24	27	Rick Wood	47.405	5	21	1:15.218	7	25	28.944	7	24	2:31.567	<b>2:32.193</b>	<b>7</b>
25	60	Mark Wright	47.524	4	22	1:16.395	3	26	28.763	3	23	2:32.682	<b>2:34.568</b>	<b>3</b>
26	19	Phiroze Bilimoria				1:27.530	1	28	32.851	1	27		<b>2:59.238</b>	<b>2</b>
27	9	Jason Minshaw	59.460	2	27	1:13.894	1	20	26.474	1	11	2:39.828		
28	79	Mark Jones				2:25.767	1	30						
29	88	Warren Good	58.199	2	26	1:39.040	1	29	34.601	1	28	3:11.840		
30	14	James Hanson												



**Session Start: 18:50:14 - Finish: 19:10:17**  
**Weather/Track Conditions: Cloud / Dry**  
**Circuit: Silverstone Historic Grand Prix**  
**Track Length: 5.857 Km - 3.6394 miles**

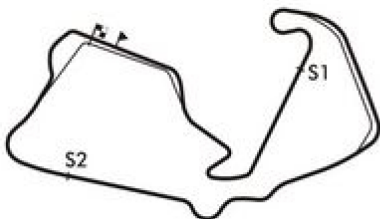


# Silverstone Classic - 29 - 31 Jul 2016

## JET Super Touring Car Trophy

### Qualifying for Race 6 - Best Sector Speeds

	NO	SECTOR 1	MPH	NO	SECTOR 2	MPH	NO	SECTOR 3	MPH
1	18	Colin Noble Jnr	132.1	15	Craig Davies	145.9	18	Colin Noble Jnr	102.9
2	3	James Dodd	130.8	17	Mark Smith	138.1	3	James Dodd	101.7
3	17	Mark Smith	130.6	3	James Dodd	137.2	97	Neil Smith	100.8
4	15	Craig Davies	130.3	18	Colin Noble Jnr	136.7	20	Jon Finnemore	99.9
5	97	Neil Smith	130.3	97	Neil Smith	135.8	2	Paul Smith	99.1
6	20	Jon Finnemore	129.3	20	Jon Finnemore	135.0	4	Graeme Dodd	99.0
7	4	Graeme Dodd	128.6	4	Graeme Dodd	134.8	7	Frank Wrathall	98.1
8	6	Dave Jarman	128.3	42	Gianfranco Brancatelli	134.5	17	Mark Smith	96.7
9	7	Frank Wrathall	128.1	6	Dave Jarman	132.9	6	Dave Jarman	96.6
10	42	Gianfranco Brancatelli	126.4	2	Paul Smith	132.1	44	Guy Minshaw	96.3
11	2	Paul Smith	126.1	9	Jason Minshaw	131.8	9	Jason Minshaw	96.1
12	67	Tony Absolom	125.9	53	Mark Hazell	131.1	15	Craig Davies	96.1
13	53	Mark Hazell	125.7	5	Alvin Powell	130.6	53	Mark Hazell	96.1
14	44	Guy Minshaw	125.4	25	Tony Longhurst	130.3	67	Tony Absolom	96.1
15	8	Darren Fielding	124.0	61	Tom Houlbrook	130.1	62	John Pearson	95.5
16	25	Tony Longhurst	124.0	14	James Hanson	129.8	25	Tony Longhurst	94.8
17	31	Scott O'Donnell	123.6	67	Tony Absolom	129.6	31	Scott O'Donnell	92.6
18	62	John Pearson	123.1	44	Guy Minshaw	128.8	8	Darren Fielding	92.3
19	61	Tom Houlbrook	122.7	27	Rick Wood	128.6	42	Gianfranco Brancatelli	92.3
20	40	Lindsay O'Donnell	121.6	31	Scott O'Donnell	128.6	5	Alvin Powell	92.2
21	5	Alvin Powell	121.1	60	Mark Wright	128.1	61	Tom Houlbrook	91.4
22	27	Rick Wood	120.5	8	Darren Fielding	127.8	27	Rick Wood	90.0
23	9	Jason Minshaw	120.1	62	John Pearson	127.8	40	Lindsay O'Donnell	89.1
24	16	Don Grice	119.0	40	Lindsay O'Donnell	126.4	16	Don Grice	88.9
25	60	Mark Wright	117.9	33	Stuart Hall	125.9	33	Stuart Hall	88.5
26	33	Stuart Hall	117.3	16	Don Grice	125.0	60	Mark Wright	88.2
27	14	James Hanson	109.5	19	Phiroze Bilimoria	112.6	19	Phiroze Bilimoria	78.3
28	88	Warren Good	108.6	88	Warren Good	104.7	88	Warren Good	75.0
29	19	Phiroze Bilimoria	93.7	79	Mark Jones	43.9	1	Stewart Whyte	0.0
30	79	Mark Jones	52.4	1	Stewart Whyte	0.0	14	James Hanson	0.0
31	1	Stewart Whyte	0.0	7	Frank Wrathall	0.0	28	Roger Lavender	0.0
32	28	Roger Lavender	0.0	28	Roger Lavender	0.0	36	Keith Butcher	0.0
33	36	Keith Butcher	0.0	36	Keith Butcher	0.0	79	Mark Jones	0.0



**Session Start: 18:50:14 - Finish: 19:10:17**  
**Weather/Track Conditions: Cloud / Dry**  
**Circuit: Silverstone Historic Grand Prix**  
**Track Length: 5.857 Km - 3.6394 miles**



## Silverstone Classic - 29 - 31 Jul 2016

### JET Super Touring Car Trophy Race 6 - Starting Grid - AMENDED

Sheet No:

Start Time : 14:55 - Heat Duration : 20 Minutes

15	29	<b>68</b> Scott O'Donnell	30	<b>88</b> Warren Good
14	27	<b>79</b> Mark Jones	28	<b>14</b> James Hanson
13	25	<b>19</b> Phiroze Bilimoria	26	<b>9</b> Jason Minshaw
12	23	<b>27</b> Rick Wood	24	<b>60</b> Mark Wright
11	21	<b>33</b> Stuart Hall	22	<b>40</b> Lindsay O'Donnell
10	19	<b>5</b> Alvin Powell	20	<b>16</b> Don Grice
9	17	<b>67</b> Tony Absolom	18	<b>61</b> Tom Houlbrook
8	15	<b>8</b> Darren Fielding	16	<b>42</b> Gianfranco Brancatelli
7	13	<b>62</b> John Pearson	14	<b>25</b> Tony Longhurst
6	11	<b>44</b> Guy Minshaw	12	<b>15</b> Craig Davies
5	9	<b>4</b> Graeme Dodd	10	<b>17</b> Mark Smith
4	7	<b>20</b> Jon Finnemore	8	<b>53</b> Mark Hazell
3	5	<b>2</b> Paul Smith	6	<b>6</b> Dave Jarman
2	3	<b>7</b> Frank Wrathall	4	<b>97</b> Neil Smith
1	1	<b>18</b> Colin Noble Jnr	2	<b>3</b> James Dodd

Pole Right

ROW

Cars 9, 79, 14, 68 & 88 - allowed to start from back of grid

Circuit: Silverstone Historic Grand Prix  
Track Length: 5.857 Km - 3.6394 miles

These results are provisional until the conclusion of any judicial and technical matters.

Clerk of the Course:

Timekeeper:

Issued at:



## Silverstone Classic - 29 - 31 Jul 2016

### FIA Masters Historic Sports Cars Qualifying for Race 9 - Provisional Classification

Sheet No:

POS	NO	DRIVER/S	CLASS	CLASS POS	CAR MAKE / MODEL	TIME	ON	LAPS	GAP	DIFF	MPH
1	51	Hall-Willis	MAR	1	Matra MS650	2:05.377	2	7			104.50
2	9	Smith-Hilliard-Padmore	MAR	2	Chevron B19	2:05.920	10	13	0.543	0.543	104.05
3	99	Gibson-Ward	ROD	1	Lola T70 Mk3B	2:06.058	10	11	0.681	0.138	103.93
4	44	Hall-Garofall	MAR	3	Lola T212	2:06.366	12	12	0.989	0.308	103.68
5	14	Oliver Bryant	ROD	2	Lola T70 Mk3B	2:07.165	13	13	1.788	0.799	103.03
6	6	Voyazides-Hadfield	ROD	3	Lola T70 Mk3B	2:07.839	12	13	2.462	0.674	102.49
7	25	Michael Gans	MAR	4	Lola T290	2:07.857	10	13	2.480	0.018	102.47
8	65	Ferrao-Stretton	INV	1	Lola T292	2:08.234	12	12	2.857	0.377	102.17
9	47	Pink-Mansell	MAR	5	Lola T210	2:08.331	3	10	2.954	0.097	102.09
10	23	Pearson-Smith	ROD	4	Lola T70 Mk3B	2:09.416	10	12	4.039	1.085	101.24
11	15	Piercy-Stretton	MAR	6	Lola T210	2:09.492	3	12	4.115	0.076	101.18
12	52	Robert Oldershaw	MAR	7	Lola T212	2:10.034	13	13	4.657	0.542	100.76
13	81	Chris Beighton	ROD	5	Lola T70 Mk3B	2:10.090	12	13	4.713	0.056	100.71
14	48	Gibson-Littlejohn	ROD	6	Lola T70 Mk3B	2:10.293	12	12	4.916	0.203	100.56
15	210	David Tomlin	MAR	8	Lola T210	2:10.928	12	12	5.551	0.635	100.07
16	95	Gary Culver	INV	2	Lola T70 Mk3	2:11.968	10	12	6.591	1.040	99.28
17	191	Smith-Hoad	HUL	1	McLaren M1B	2:12.734	9	10	7.357	0.766	98.71
18	3	Wright-Wolfe	ROD	7	Lola T70 Mk3B	2:12.790	2	6	7.413	0.056	98.67
19	58	Shaun Lynn	ROD	8	Lola T70 Mk3B	2:12.950	11	11	7.573	0.160	98.55
20	54	Jonathan Loader	MAR	9	Chevron B19	2:13.325	12	12	7.948	0.375	98.27
21	40	Watson-O'Connell	BON	1	Chevron B8	2:13.492	7	13	8.115	0.167	98.15
22	13	Wilson-Greensall	BON	2	Chevron B8	2:13.696	11	12	8.319	0.204	98.00
23	115	Ewan McIntyre	INV	3	McLaren M1C	2:14.702	13	13	9.325	1.006	97.26
24	63	Devis-Kennard	ROD	9	Lola T70 Mk3B	2:15.177	8	11	9.800	0.475	96.92
25	50	Kjallgren-Littlejohn	BON	3	Daren Mk2	2:15.300	3	7	9.923	0.123	96.83
26	46	Mike Whitaker	HUL	2	Lola T70 Mk2 Spyder	2:16.431	3	4	11.054	1.131	96.03
27	29	Ahlers-Bellinger	HUL	3	Cooper Monaco King Cobra	2:18.466	6	11	13.089	2.035	94.62
28	59	Boulton-Brooks-Beebee	BON	4	Chevron B8	2:18.858	11	12	13.481	0.392	94.35
29	7	Mahmoud T-Mahmoud G	INV	4	Lola T70 Mk3	2:19.310	11	11	13.933	0.452	94.05
30	119	Luke Davenport	HUL	4	Lotus 19 Monte Carlo	2:20.009	8	12	14.632	0.699	93.58
31	144	Pochciol-Hanson	PES	1	De Tomaso Pantera	2:20.403	7	9	15.026	0.394	93.32
32	12	Peter Hallford	PES	2	Chevrolet Corvette	2:20.912	8	11	15.535	0.509	92.98
33	90	Gregory Thornton	BON	5	Chevron B8	2:21.020	4	4	15.643	0.108	92.91
34	83	Galliers-Pratt-Blakeney-Edward	HUL	5	Lola T70 Spyder Mk2	2:21.349	8	8	15.972	0.329	92.69
35	148	Hunt-Wakeman	INV	5	Chevron B8	2:21.896	10	11	16.519	0.547	92.33
36	16	Jolly-Farthing	HUL	6	Cooper Monaco T61M	2:23.017	3	5	17.640	1.121	91.61
37	76	Wrigley-Wrigley	MAR	10	Chevron B19	2:23.560	7	8	18.183	0.543	91.26
38	86	Forsbrey-Newall	HUL	7	Ford GT40	2:23.978	11	11	18.601	0.418	91.00
39	72	Jamie Boot	SIF	1	Chevron B16	2:24.660	9	11	19.283	0.682	90.57
40	19	Owen A-Owen M	BON	6	Chevron B8	2:25.865	9	11	20.488	1.205	89.82

Cars 65 & 144 requires a working transponder.

Session Start: 19:25:00 - Finish: 20:05:25  
Weather/Track Conditions: Cloud / Dry  
Circuit: Silverstone Historic Grand Prix  
Track Length: 5.857 Km - 3.6394 miles

These results are provisional until the conclusion of any judicial and technical matters.

Clerk of the Course:	Timekeeper:	Issued at:
----------------------	-------------	------------



## Silverstone Classic - 29 - 31 Jul 2016

### FIA Masters Historic Sports Cars Qualifying for Race 9 - Final Classification

Sheet No:

POS	NO	DRIVER/S	CLASS	CLASS POS	CAR MAKE / MODEL	TIME	ON	LAPS	GAP	DIFF	MPH
1	51	Hall-Willis	MAR	1	Matra MS650	2:05.377	2	7			104.50
2	9	Smith-Hilliard-Padmore	MAR	2	Chevron B19	2:05.920	10	13	0.543	0.543	104.05
3	99	Gibson-Ward	ROD	1	Lola T70 Mk3B	2:06.058	10	11	0.681	0.138	103.93
4	44	Hall-Garofall	MAR	3	Lola T212	2:06.366	12	12	0.989	0.308	103.68
5	14	Oliver Bryant	ROD	2	Lola T70 Mk3B	2:07.165	13	13	1.788	0.799	103.03
6	6	Voyazides-Hadfield	ROD	3	Lola T70 Mk3B	2:07.839	12	13	2.462	0.674	102.49
7	25	Michael Gans	MAR	4	Lola T290	2:07.857	10	13	2.480	0.018	102.47
8	65	Ferrao-Stretton	INV	1	Lola T292	2:08.234	12	12	2.857	0.377	102.17
9	47	Pink-Mansell	MAR	5	Lola T210	2:08.331	3	10	2.954	0.097	102.09
10	23	Pearson-Smith	ROD	4	Lola T70 Mk3B	2:09.416	10	12	4.039	1.085	101.24
11	15	Piercy-Stretton	MAR	6	Lola T210	2:09.492	3	12	4.115	0.076	101.18
12	52	Robert Oldershaw	MAR	7	Lola T212	2:10.034	13	13	4.657	0.542	100.76
13	81	Chris Beighton	ROD	5	Lola T70 Mk3B	2:10.090	12	13	4.713	0.056	100.71
14	48	Gibson-Littlejohn	ROD	6	Lola T70 Mk3B	2:10.293	12	12	4.916	0.203	100.56
15	210	David Tomlin	MAR	8	Lola T210	2:10.928	12	12	5.551	0.635	100.07
16	95	Gary Culver	INV	2	Lola T70 Mk3	2:11.968	10	12	6.591	1.040	99.28
17	191	Smith-Hoad	HUL	1	McLaren M1B	2:12.734	9	10	7.357	0.766	98.71
18	3	Wright-Wolfe	ROD	7	Lola T70 Mk3B	2:12.790	2	6	7.413	0.056	98.67
19	58	Shaun Lynn	ROD	8	Lola T70 Mk3B	2:12.950	11	11	7.573	0.160	98.55
20	54	Jonathan Loader	MAR	9	Chevron B19	2:13.325	12	12	7.948	0.375	98.27
21	40	Watson-O'Connell	BON	1	Chevron B8	2:13.492	7	13	8.115	0.167	98.15
22	13	Wilson-Greensall	BON	2	Chevron B8	2:13.696	11	12	8.319	0.204	98.00
23	115	Ewan McIntyre	INV	3	McLaren M1C	2:14.702	13	13	9.325	1.006	97.26
24	63	Devis-Kennard	ROD	9	Lola T70 Mk3B	2:15.177	8	11	9.800	0.475	96.92
25	50	Kjallgren-Littlejohn	BON	3	Daren Mk2	2:15.300	3	7	9.923	0.123	96.83
26	46	Mike Whitaker	HUL	2	Lola T70 Mk2 Spyder	2:16.431	3	4	11.054	1.131	96.03
27	29	Ahlers-Bellinger	HUL	3	Cooper Monaco King Cobra	2:18.466	6	11	13.089	2.035	94.62
28	59	Boulton-Brooks-Beebee	BON	4	Chevron B8	2:18.858	11	12	13.481	0.392	94.35
29	7	Mahmoud T-Mahmoud G	INV	4	Lola T70 Mk3	2:19.310	11	11	13.933	0.452	94.05
30	119	Luke Davenport	HUL	4	Lotus 19 Monte Carlo	2:20.009	8	12	14.632	0.699	93.58
31	144	Pochciol-Hanson	PES	1	De Tomaso Pantera	2:20.403	7	9	15.026	0.394	93.32
32	12	Peter Hallford	PES	2	Chevrolet Corvette	2:20.912	8	11	15.535	0.509	92.98
33	90	Gregory Thornton	BON	5	Chevron B8	2:21.020	4	4	15.643	0.108	92.91
34	83	Galliers-Pratt-Blakeney-Edward	HUL	5	Lola T70 Spyder Mk2	2:21.349	8	8	15.972	0.329	92.69
35	148	Hunt-Wakeman	INV	5	Chevron B8	2:21.896	10	11	16.519	0.547	92.33
36	16	Jolly-Farthing	HUL	6	Cooper Monaco T61M	2:23.017	3	5	17.640	1.121	91.61
37	76	Wrigley-Wrigley	MAR	10	Chevron B19	2:23.560	7	8	18.183	0.543	91.26
38	86	Forsbrey-Newall	HUL	7	Ford GT40	2:23.978	11	11	18.601	0.418	91.00
39	72	Jamie Boot	SIF	1	Chevron B16	2:24.660	9	11	19.283	0.682	90.57
40	19	Owen A-Owen M	BON	6	Chevron B8	2:25.865	9	11	20.488	1.205	89.82

Cars 65 & 144 requires a working transponder.

Session Start: 19:25:00 - Finish: 20:05:25  
Weather/Track Conditions: Cloud / Dry  
Circuit: Silverstone Historic Grand Prix  
Track Length: 5.857 Km - 3.6394 miles

Steward: John Naylor	Steward: Jan Mienkinsky	Steward: Rod Parkin
----------------------	-------------------------	---------------------



## Silverstone Classic - 29 - 31 Jul 2016

### FIA Masters Historic Sports Cars Qualifying for Race 9 - Final Classification

Sheet No:

POS	NO	DRIVER/S	CLASS	CLASS POS	CAR MAKE / MODEL	TIME	ON	LAPS	GAP	DIFF	MPH
41	73	Keith Martin	MAR	11	Dulon Dino LD10B	2:28.967	9	11	23.590	3.102	87.95
42	30	White-Monk	PES	3	Porsche 911 RSR	2:29.221	10	11	23.844	0.254	87.80
43	60	Kennet Persson	HUL	8	Ford GT40	2:29.263	9	11	23.886	0.042	87.78
44	20	Rainer Becker	BON	7	Porsche 910	2:30.870	10	11	25.493	1.607	86.84
45	26	Rittweger-Hancock	PES	4	Ferrari 365 GTB/4 Daytona	2:31.507	2	10	26.130	0.637	86.48
46	163	Furness-Ward	MAR	12	Lola T212	2:38.948	2	3	33.571	7.441	82.43

Cars 65 & 144 requires a working transponder.

*Session Start: 19:25:00 - Finish: 20:05:25*  
*Weather/Track Conditions: Cloud / Dry*  
*Circuit: Silverstone Historic Grand Prix*  
*Track Length: 5.857 Km - 3.6394 miles*

Steward: John Naylor	Steward: Jan Mienkinsky	Steward: Rod Parkin
----------------------	-------------------------	---------------------



## Silverstone Classic - 29 - 31 Jul 2016

### FIA Masters Historic Sports Cars Qualifying for Race 9 - Provisional Classification

Sheet No:

POS	NO	DRIVER/S	CLASS	CLASS POS	CAR MAKE / MODEL	TIME	ON	LAPS	GAP	DIFF	MPH
41	73	Keith Martin	MAR	11	Dulon Dino LD10B	2:28.967	9	11	23.590	3.102	87.95
42	30	White-Monk	PES	3	Porsche 911 RSR	2:29.221	10	11	23.844	0.254	87.80
43	60	Kennet Persson	HUL	8	Ford GT40	2:29.263	9	11	23.886	0.042	87.78
44	20	Rainer Becker	BON	7	Porsche 910	2:30.870	10	11	25.493	1.607	86.84
45	26	Rittweger-Hancock	PES	4	Ferrari 365 GTB/4 Daytona	2:31.507	2	10	26.130	0.637	86.48
46	163	Furness-Ward	MAR	12	Lola T212	2:38.948	2	3	33.571	7.441	82.43

Cars 65 & 144 requires a working transponder.

**Session Start: 19:25:00 - Finish: 20:05:25**  
**Weather/Track Conditions: Cloud / Dry**  
**Circuit: Silverstone Historic Grand Prix**  
**Track Length: 5.857 Km - 3.6394 miles**

These results are provisional until the conclusion of any judicial and technical matters.

Clerk of the Course:	Timekeeper:	Issued at:
----------------------	-------------	------------

# Silverstone Classic - 29 - 31 Jul 2016

## FIA Masters Historic Sports Cars

### Qualifying for Race 9 - Sector Analysis

3 Wright-Wolfe (ROD)								Lola T70 Mk3B											
lap	Sect-1	Speed	Sect-2	Speed	Sect-3	Speed	TopSpeed	laptime	pit	lap	Sect-1	Speed	Sect-2	Speed	Sect-3	Speed	Topspeed	laptime	pit
1	Out	115.7	1:10.000	151.8	25.878	102.8		2:17.872		4	41.843	138.9	1:06.024	150.8	26.390	101.5		2:14.257	
2	40.806	143.1	1:06.079	152.9	25.905	98.5		2:12.790		5	43.453	128.8	1:07.290	150.5	25.886	103.1		2:16.629	
3	42.204	137.5	1:05.924	150.1	25.617	101.4		2:13.745		6	42.538	137.2	1:08.273	150.5				2:17.803	

6 Voyazides-Hadfield (ROD)								Lola T70 Mk3B											
lap	Sect-1	Speed	Sect-2	Speed	Sect-3	Speed	TopSpeed	laptime	pit	lap	Sect-1	Speed	Sect-2	Speed	Sect-3	Speed	Topspeed	laptime	pit
1	Out	112.6	1:11.761	142.2	27.630	90.0		2:25.811		8	Out	134.5	1:06.386	159.4	25.919	101.7		14:03.840	P
2	43.623	129.8	1:07.088	151.5	25.884	101.4		2:16.595		9	40.158	140.1	1:06.514	159.0	24.793	104.5		2:11.465	
3	42.950	131.1	1:05.934	157.9	24.896	101.2		2:13.780		10	41.669	143.7	1:04.619	160.5	24.419	103.9		2:10.707	
4	41.821	135.3	1:05.970	157.5	24.767	97.0		2:12.558		11	40.120	145.3	1:03.740	160.9	24.272	106.9		2:08.132	
5	41.599	134.5	1:08.930	149.8	25.845	97.0		2:16.374		12	39.735	144.9	1:03.908	158.6	24.196	108.8		2:07.839	
6	41.940	129.3	1:06.303	157.2	25.414	100.9		2:13.657		13	39.744	148.1	1:04.563	158.6	24.182	108.1		2:08.489	
7	41.391	133.7	1:06.414	149.8				2:19.001		14									

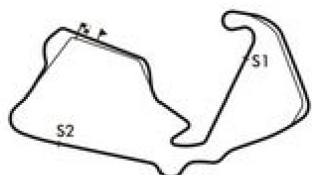
7 Mahmoud T-Mahmoud G (INV)								Lola T70 Mk3											
lap	Sect-1	Speed	Sect-2	Speed	Sect-3	Speed	TopSpeed	laptime	pit	lap	Sect-1	Speed	Sect-2	Speed	Sect-3	Speed	Topspeed	laptime	pit
1	Out	110.0	1:14.294	137.0	28.259	92.8		2:33.531		7	4:28.730	107.5	1:11.158	149.5	27.608	99.1		16:07.496	P
2	45.773	118.1	1:11.860	132.1	28.358	94.9		2:25.991		8	44.834	120.3	1:09.991	141.0	27.970	101.4		2:22.795	
3	44.633	121.4	1:10.870	137.0	27.493	95.1		2:22.996		9	43.542	121.4	1:09.241	137.2	27.925	99.7		2:20.708	
4	46.811	108.8	1:12.569	132.1	27.343	95.5		2:26.723		10	43.696	126.1	1:09.012	155.0	27.245	100.8		2:19.953	
5	45.396	117.3	1:09.904	135.3	27.575	96.3		2:22.875		11	43.314	129.8	1:08.794	143.1	27.202	103.6		2:19.310	
6	52.426	127.3	1:10.914	144.9	27.571	94.4		2:30.911		12									

9 Smith-Hilliard-Padmore (MAR)								Chevron B19											
lap	Sect-1	Speed	Sect-2	Speed	Sect-3	Speed	TopSpeed	laptime	pit	lap	Sect-1	Speed	Sect-2	Speed	Sect-3	Speed	Topspeed	laptime	pit
1	Out	95.6	1:11.191	142.5	25.558	97.3		2:21.949		8	2:50.595	134.5	1:04.849	144.9	24.196	100.2		14:19.640	P
2	42.260	133.7	1:06.967	141.0	24.898	103.9		2:14.125		9	39.936	139.2	1:06.342	116.3	25.079	105.8		2:11.357	
3	41.745	134.2	1:06.103	142.2	25.030	102.0		2:12.878		10	39.501	139.5	1:03.096	144.9	23.323	106.9		2:05.920	
4	41.943	116.3	1:06.880	142.5	24.764	99.0		2:13.587		11	42.158	124.7	1:05.354	143.1	23.644	107.2		2:11.156	
5	42.978	129.3	1:08.153	130.1	26.298	98.3		2:17.429		12	39.414	139.2	1:03.594	145.9	23.284	104.9		2:06.292	
6	42.153	132.9	1:07.277	142.5	26.332	100.3		2:15.762		13	39.453	141.0	1:05.863	140.4	23.426	105.5		2:08.742	
7	41.051	136.1	1:05.848	142.2	25.513	92.4		2:12.412		14									

12 Peter Hallford (PES)								Chevrolet Corvette											
lap	Sect-1	Speed	Sect-2	Speed	Sect-3	Speed	TopSpeed	laptime	pit	lap	Sect-1	Speed	Sect-2	Speed	Sect-3	Speed	Topspeed	laptime	pit
1	Out	111.5	1:12.302	140.4	28.027	93.1		2:21.714		7	4:02.490	112.8	1:13.065	143.1	28.326	91.4		15:43.881	P
2	44.170	110.0	1:11.523	148.8	27.515	92.1		2:23.208		8	44.003	122.0	1:09.914	145.6	26.995	97.7		2:20.912	
3	49.051	102.5	1:19.217	107.5	30.099	95.6		2:38.367		9	44.351	129.1	1:10.441	143.7	27.064	96.3		2:21.856	
4	45.606	104.5	1:12.259	143.1	27.156	97.7		2:25.021		10	43.845	123.6	1:10.771	146.8	27.339	98.1		2:21.955	
5	44.247	129.6	1:12.043	145.9	29.747	73.0		2:26.037		11	45.219	122.2	1:09.504	147.5	27.401	98.4		2:22.124	
6	46.023	131.1	1:10.038	145.3	27.391	97.7		2:23.452		12									

13 Wilson-Greensall (BON)								Chevron B8											
lap	Sect-1	Speed	Sect-2	Speed	Sect-3	Speed	TopSpeed	laptime	pit	lap	Sect-1	Speed	Sect-2	Speed	Sect-3	Speed	Topspeed	laptime	pit
1	Out	96.0	1:13.308	136.1	28.283	82.3		2:27.148		7	2:54.537	128.1	1:08.619	135.8	25.867	97.8		14:29.023	P
2	44.978	124.5	1:12.099	135.3	27.000	94.5		2:24.077		8	42.263	131.8	1:07.211	135.3	25.290	100.8		2:14.764	
3	46.101	127.8	1:11.229	135.6	26.940	97.5		2:24.270		9	41.741	132.4	1:07.229	137.0	25.020	101.4		2:13.990	
4	44.867	127.3	1:10.950	137.0	26.609	94.8		2:22.426		10	41.890	131.3	1:06.983	135.8	25.352	100.9		2:14.225	
5	45.099	129.6	1:11.227	131.3				2:21.588		11	41.745	132.9	1:06.941	138.7	25.010	99.6		2:13.696	
6	Out	131.3	1:09.623	136.1	25.480	99.6		3:52.791	P	12	42.237	133.7	1:06.678	138.1	26.134	97.4		2:15.049	

14 Oliver Bryant (ROD)								Lola T70 Mk3B											
lap	Sect-1	Speed	Sect-2	Speed	Sect-3	Speed	TopSpeed	laptime	pit	lap	Sect-1	Speed	Sect-2	Speed	Sect-3	Speed	Topspeed	laptime	pit
1	Out	119.4	1:09.618	153.6	26.572	95.1		2:20.641		8	3:14.669	123.6	1:06.159	155.7	25.894	99.4		14:46.722	P
2	43.778	131.3	1:05.419	155.0	24.648	105.2		2:13.845		9	40.216	138.4	1:06.721	157.2	24.731	106.2		2:11.668	
3	40.609	145.3	1:04.862	155.0	24.690	105.2		2:10.161		10	41.685	146.8	1:04.583	156.4	24.255	105.0		2:10.523	
4	40.333	146.2	1:04.526	154.6	24.360	106.7		2:09.219		11	39.959	147.8	1:04.162	156.4	24.087	106.4		2:08.208	
5	40.368	141.9	1:03.983	155.7	24.619	103.9		2:08.970		12	42.287	137.5	1:04.587	157.2	24.527	108.8		2:11.401	
6	41.293	122.5	1:09.647	146.5	25.636	100.0		2:16.576		13	39.738	151.1	1:03.365	157.5	24.062	106.4		2:07.165	
7	40.717	134.5	1:05.748	153.6	24.350	106.2		2:10.815		14									



**Session Start: 19:25:00 - Finish: 20:05:25**  
**Weather/Track Conditions: Cloud / Dry**  
**Circuit: Silverstone Historic Grand Prix**  
**Track Length: 5.857 Km - 3.6394 miles**

# Silverstone Classic - 29 - 31 Jul 2016

## FIA Masters Historic Sports Cars

### Qualifying for Race 9 - Sector Analysis

15 Piercy-Stretton (MAR)									Lola T210										
lap	Sect-1	Speed	Sect-2	Speed	Sect-3	Speed	TopSpeed	laptime	pit	lap	Sect-1	Speed	Sect-2	Speed	Sect-3	Speed	Topspeed	laptime	pit
1	Out	133.4	1:06.439	141.9	24.595	103.9		2:13.497		7	40.342	137.8	1:04.754	142.8	26.280	82.8		2:11.376	
2	40.835	136.7	1:05.305	140.4	24.455	103.7		2:10.595		8	39.735	127.8	1:07.344	140.4	24.963	101.8		14:12.042	P
3	40.819	138.1	1:04.689	142.2	23.984	106.0		2:09.492		9	41.579	136.1	1:06.665	141.0	24.643	102.5		2:12.887	
4	40.583	135.0	1:06.791	141.3	25.072	101.8		2:12.446		10	41.683	134.8	1:07.476	141.6	24.705	98.7		2:13.864	
5	40.436	137.2	1:06.407	140.4				2:07.975		11	41.520	135.0	1:06.402	141.3	24.703	100.5		2:12.625	
6	Out	136.4	1:06.116	141.0	24.625	103.1		4:24.561	P	12	42.253	134.2	1:07.524	141.9	25.703	98.5		2:15.480	

16 Jolly-Farthing (HUL)									Cooper Monaco T61M										
lap	Sect-1	Speed	Sect-2	Speed	Sect-3	Speed	TopSpeed	laptime	pit	lap	Sect-1	Speed	Sect-2	Speed	Sect-3	Speed	Topspeed	laptime	pit
1	Out	111.1	1:14.105	148.8	27.639	93.2		2:26.681		4	44.443	125.0	1:12.001	152.9	26.960	94.8		2:23.404	
2	44.989	116.5	1:12.429	149.5	27.331	95.9		2:24.749		5	45.115	126.6	1:12.128	141.9				2:23.498	
3	44.290	123.6	1:11.579	146.8	27.148	93.2		2:23.017		6									

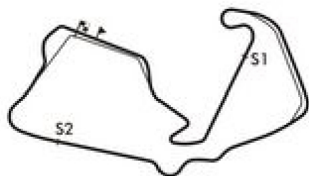
19 Owen A-Owen M (BON)									Chevron B8										
lap	Sect-1	Speed	Sect-2	Speed	Sect-3	Speed	TopSpeed	laptime	pit	lap	Sect-1	Speed	Sect-2	Speed	Sect-3	Speed	Topspeed	laptime	pit
1	Out	98.8	1:17.051	132.4	28.685	89.8		2:30.379		7	Out	122.5	1:14.544	131.8	28.117	86.8		13:54.008	P
2	45.641	106.9	1:14.064	132.1	28.910	93.1		2:28.615		8	47.614	118.4	1:17.233	130.8	27.918	86.6		2:32.765	
3	45.998	112.0	1:14.481	130.3	28.214	91.7		2:28.693		9	44.686	125.4	1:13.703	135.0	27.476	93.5		2:25.865	
4	47.225	101.7	1:12.910	134.5	27.667	91.3		2:27.802		10	45.591	123.4	1:13.357	132.6	28.179	92.4		2:27.127	
5	45.192	120.7	1:35.049	131.8	30.025	86.4		2:50.266		11	45.765	127.3	1:13.906	136.4	28.218	85.1		2:27.889	
6	46.576	107.5	1:15.552	121.1				2:30.427		12									

20 Rainer Becker (BON)									Porsche 910										
lap	Sect-1	Speed	Sect-2	Speed	Sect-3	Speed	TopSpeed	laptime	pit	lap	Sect-1	Speed	Sect-2	Speed	Sect-3	Speed	Topspeed	laptime	pit
1	Out	112.8	1:19.010	125.9	30.242	86.7		2:35.830		7	41.216	115.7	1:19.215	122.7	28.481	90.7		15:28.912	P
2	47.674	118.4	1:16.817	115.1	30.009	90.7		2:34.500		8	47.354	118.6	1:15.993	124.7	28.505	89.5		2:31.852	
3	50.250	105.5	1:17.368	123.4	28.608	92.2		2:36.226		9	47.440	119.8	1:15.424	120.3	29.373	90.1		2:32.237	
4	48.795	112.2	1:15.096	123.8	28.918	90.4		2:32.809		10	46.975	119.0	1:15.883	125.7	28.012	90.6		2:30.870	
5	47.349	117.1	1:15.200	124.0	29.448	90.8		2:31.997		11	46.958	120.3	1:16.979	124.0	29.061	91.4		2:32.998	
6	50.661	112.8	1:16.709	123.6	29.346	91.3		2:36.716		12									

23 Pearson-Smith (ROD)									Lola T70 Mk3B										
lap	Sect-1	Speed	Sect-2	Speed	Sect-3	Speed	TopSpeed	laptime	pit	lap	Sect-1	Speed	Sect-2	Speed	Sect-3	Speed	Topspeed	laptime	pit
1	Out	113.6	1:08.703	154.3	26.780	95.5		2:19.577		7	31.182	113.9	1:07.292	153.2	25.230	102.8		15:03.704	P
2	41.915	137.8	1:05.232	154.6	24.567	110.4		2:11.714		8	40.668	134.8	1:04.518	155.0	25.070	101.7		2:10.256	
3	40.500	131.3	1:04.814	153.9	24.603	109.5		2:09.917		9	40.364	141.0	1:04.538	154.6	24.674	104.7		2:09.576	
4	40.379	140.4	1:04.387	155.3	24.890	102.9		2:09.656		10	40.157	141.3	1:04.571	154.3	24.688	106.2		2:09.416	
5	46.107	100.8	1:11.865	126.9				2:32.074		11	40.174	143.7	1:05.166	155.0	25.676	106.0		2:11.016	
6	Out	105.4	1:08.360	147.8	27.812	101.4		3:43.481	P	12	39.916	141.6	1:04.968	157.2	24.729	106.9		2:09.613	

25 Michael Gans (MAR)									Lola T290										
lap	Sect-1	Speed	Sect-2	Speed	Sect-3	Speed	TopSpeed	laptime	pit	lap	Sect-1	Speed	Sect-2	Speed	Sect-3	Speed	Topspeed	laptime	pit
1	Out	132.9	1:07.395	139.5	24.805	101.7		2:11.287		8	31.829	125.2	1:05.693	143.7	24.504	102.6		14:48.416	P
2	40.638	136.1	1:05.761	139.8	24.200	101.5		2:10.599		9	40.437	139.5	1:04.281	142.8	24.020	103.7		2:08.738	
3	40.627	135.0	1:05.312	141.0	24.886	103.7		2:10.825		10	39.903	139.5	1:04.472	142.2	23.482	103.9		2:07.857	
4	41.071	128.8	1:06.338	140.7	24.895	100.2		2:12.304		11	40.428	137.0	1:04.943	143.1	23.640	104.5		2:09.011	
5	42.897	125.4	1:07.490	142.5	24.744	105.7		2:15.131		12	40.622	137.5	1:04.830	144.0	24.158	103.7		2:09.610	
6	40.328	135.3	1:05.273	141.9	24.547	102.3		2:10.148		13	40.592	138.7	1:04.141	135.8	23.884	105.0		2:08.617	
7	41.836	137.2	1:04.685	142.8	25.370	101.7		2:11.891		14									

26 Rittweger-Hancock (PES)									Ferrari 365 GTB/4 Daytona										
lap	Sect-1	Speed	Sect-2	Speed	Sect-3	Speed	TopSpeed	laptime	pit	lap	Sect-1	Speed	Sect-2	Speed	Sect-3	Speed	Topspeed	laptime	pit
1	Out	101.7	1:18.042	135.3	29.019	87.6		2:31.075		6	16.396	108.9	1:18.552	137.8	30.471	86.4		15:05.419	P
2	47.287	121.6	1:15.466	138.1	28.754	88.8		2:31.507		7	47.721	117.9	1:16.689	137.5	31.359	85.1		2:35.769	
3	47.515	113.9	1:15.855	123.6				2:29.437		8	48.736	111.8	1:17.262	126.6	30.552	85.5		2:36.550	
4	Out	105.8	1:23.489	126.9	31.754	82.2		5:13.995	P	9	48.346	122.9	1:16.109	136.1	30.166	84.3		2:34.621	
5	51.282	113.4	1:21.179	132.9	31.610	73.1		2:44.071		10	48.552	114.7	1:16.495	139.2	30.483	76.1		2:35.530	



**Session Start: 19:25:00 - Finish: 20:05:25**  
**Weather/Track Conditions: Cloud / Dry**  
**Circuit: Silverstone Historic Grand Prix**  
**Track Length: 5.857 Km - 3.6394 miles**



# Silverstone Classic - 29 - 31 Jul 2016

## FIA Masters Historic Sports Cars

### Qualifying for Race 9 - Sector Analysis

29 Ahlers-Bellinger (HUL)									Cooper Monaco King Cobra								
lap	Sect-1	Speed	Sect-2	Speed	Sect-3	Speed	TopSpeed	laptime pit	lap	Sect-1	Speed	Sect-2	Speed	Sect-3	Speed	Topspeed	laptime pit
1	Out	111.8	1:13.258	125.9	28.520	94.3		2:27.035	7	3:59.347	117.7	1:18.345	123.8	29.631	91.2		15:47.323 P
2	45.344	117.7	1:11.511	144.6	26.987	92.3		2:23.842	8	45.570	128.6	1:11.657	149.1	27.416	93.5		2:24.643
3	44.506	122.2	1:10.148	150.5	26.550	90.6		2:21.204	9	44.800	127.6	1:10.989	143.1	27.745	92.9		2:23.534
4	46.714	110.9	1:09.734	149.1	26.557	93.9		2:23.005	10	45.091	123.4	1:11.528	152.2	27.161	97.7		2:23.780
5	44.201	123.1	1:09.386	152.2	26.344	98.3		2:19.931	11	44.166	128.6	1:11.155	141.6	27.726	95.2		2:23.047
6	43.251	132.4	1:08.565	153.9	26.650	94.3		2:18.466									

30 White-Monk (PES)									Porsche 911 RSR								
lap	Sect-1	Speed	Sect-2	Speed	Sect-3	Speed	TopSpeed	laptime pit	lap	Sect-1	Speed	Sect-2	Speed	Sect-3	Speed	Topspeed	laptime pit
1	Out	110.0	1:20.284	121.6	29.798	81.2		2:38.051	7	2:34.352	109.3	1:16.273	121.1	28.372	85.9		14:18.997 P
2	50.792	113.9	1:18.660	124.0	29.398	86.4		2:38.850	8	47.602	110.0	1:15.500	124.7	28.698	88.9		2:31.800
3	50.917	110.6	1:19.492	123.1	29.519	86.3		2:39.928	9	46.716	116.7	1:14.684	124.0	28.383	90.4		2:29.783
4	51.444	111.8	1:18.606	123.4	29.556	84.2		2:39.606	10	46.596	117.1	1:14.372	125.2	28.253	89.6		2:29.221
5	49.126	113.2	1:16.905	123.6	32.229	80.3		2:38.260	11	47.136	117.9	1:14.498	124.7	28.024	91.6		2:29.658
6	50.323	115.5	1:16.764	123.1	32.045	74.7		2:39.132	12								

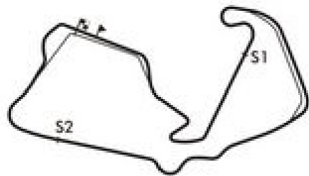
40 Watson-O'Connell (BON)									Chevron B8								
lap	Sect-1	Speed	Sect-2	Speed	Sect-3	Speed	TopSpeed	laptime pit	lap	Sect-1	Speed	Sect-2	Speed	Sect-3	Speed	Topspeed	laptime pit
1	Out	109.8	1:17.897	131.6	28.384	101.5		2:29.698	8	2:09.612	114.3	1:12.366	133.7	26.408	97.7		13:48.386 P
2	41.583	129.1	1:07.464	135.3	24.739	98.3		2:13.786	9	43.421	128.3	1:09.911	125.7	27.926	93.1		2:21.258
3	42.905	128.3	1:07.773	133.2	24.741	98.8		2:15.419	10	43.087	128.3	1:09.809	135.3	26.343	95.9		2:19.239
4	42.759	126.1	1:08.341	133.7	24.819	100.8		2:15.919	11	43.740	127.8	1:10.450	135.0	26.359	94.1		2:20.549
5	41.591	129.1	1:07.180	132.9	24.786	98.7		2:13.557	12	43.384	129.3	1:09.621	135.0	26.292	97.8		2:19.297
6	41.677	129.3	1:07.496	133.4	24.935	97.4		2:14.108	13	43.602	128.3	1:09.759	135.8	26.889	94.1		2:20.250
7	41.638	129.6	1:07.144	134.2	24.710	98.3		2:13.492	14								

44 Hall-Garofall (MAR)									Lola T212								
lap	Sect-1	Speed	Sect-2	Speed	Sect-3	Speed	TopSpeed	laptime pit	lap	Sect-1	Speed	Sect-2	Speed	Sect-3	Speed	Topspeed	laptime pit
1	Out	124.5	1:10.504	140.7	25.035	99.7		2:17.265	7	3:09.444	133.9	1:04.876	143.1	24.830	106.5		14:39.150 P
2	41.263	138.4	1:06.235	142.8	25.250	99.1		2:12.748	8	39.467	140.7	1:03.939	143.1	25.596	104.9		2:09.002
3	41.710	135.8	1:05.575	141.0	24.516	105.7		2:11.801	9	39.575	139.8	1:04.061	142.8	23.875	105.4		2:07.511
4	41.893	131.6	1:06.563	140.1				2:09.722	10	39.710	140.7	1:04.255	142.8	23.879	104.4		2:07.844
5	Out	135.6	1:09.056	119.2	26.679	106.9		4:24.938 P	11	41.238	137.2	1:05.188	142.8	23.979	105.0		2:10.405
6	39.746	140.4	1:04.933	142.5	23.857	105.4		2:08.536	12	39.370	139.5	1:03.442	143.7	23.554	106.2		2:06.366

46 Mike Whitaker (HUL)									Lola T70 Mk2 Spyder								
lap	Sect-1	Speed	Sect-2	Speed	Sect-3	Speed	TopSpeed	laptime pit	lap	Sect-1	Speed	Sect-2	Speed	Sect-3	Speed	Topspeed	laptime pit
1	Out	108.9	1:15.601	148.5	26.854	100.2		2:26.259	3	42.594	127.8	1:07.808	153.9	26.029	98.5		2:16.431
2	45.503	96.6	1:12.433	157.2	25.993	101.5		2:23.929	4	43.482	130.1	1:08.738	141.6	26.325	98.7		2:18.545

47 Pink-Mansell (MAR)									Lola T210								
lap	Sect-1	Speed	Sect-2	Speed	Sect-3	Speed	TopSpeed	laptime pit	lap	Sect-1	Speed	Sect-2	Speed	Sect-3	Speed	Topspeed	laptime pit
1	Out	110.2	1:07.159	134.5	25.551	102.5		2:11.556	6	Out	129.3	1:11.271	140.1	27.710	93.5		4:24.888 P
2	40.059	139.5	1:04.288	144.9	24.146	105.8		2:08.493	7	4:48.915	131.6	1:08.564	139.8	26.174	98.4		16:23.653 P
3	39.781	138.7	1:04.539	141.6	24.011	104.4		2:08.331	8	42.519	134.5	1:08.238	140.7	26.079	101.1		2:16.836
4	40.504	135.3	1:07.377	142.2	24.914	105.7		2:12.795	9	42.561	134.2	1:08.526	139.5	25.939	100.6		2:17.026
5	40.181	137.0	1:08.364	130.1				2:14.880	10	48.026	88.9	1:21.168	100.5				2:40.999

48 Gibson-Littlejohn (ROD)									Lola T70 Mk3B								
lap	Sect-1	Speed	Sect-2	Speed	Sect-3	Speed	TopSpeed	laptime pit	lap	Sect-1	Speed	Sect-2	Speed	Sect-3	Speed	Topspeed	laptime pit
1	Out	136.4	1:07.758	156.8	26.238	97.4		2:16.282	7	Out	137.5	1:06.015	157.9	24.829	103.9		16:12.296 P
2	41.635	138.4	1:07.545	157.2	25.543	102.8		2:14.723	8	40.136	147.8	1:05.404	157.2	24.958	101.7		2:10.498
3	41.120	144.9	1:06.119	157.5	25.471	104.2		2:12.710	9	40.270	146.8	1:04.647	157.2	25.617	100.0		2:10.534
4	42.539	140.1	1:06.866	156.8	25.938	102.5		2:15.343	10	42.647	138.4	1:07.384	149.8	25.399	102.0		2:15.430
5	41.792	120.5	1:06.986	155.0	25.443	103.6		2:14.221	11	40.177	148.5	1:05.098	158.6	25.216	102.8		2:10.491
6	41.011	138.7	1:06.036	155.7				2:10.168	12	40.037	149.1	1:05.383	158.6	24.873	99.7		2:10.293



**Session Start: 19:25:00 - Finish: 20:05:25**  
**Weather/Track Conditions: Cloud / Dry**  
**Circuit: Silverstone Historic Grand Prix**  
**Track Length: 5.857 Km - 3.6394 miles**

# Silverstone Classic - 29 - 31 Jul 2016

## FIA Masters Historic Sports Cars

### Qualifying for Race 9 - Sector Analysis

50 Kjallgren-Littlejohn (BON)									Daren Mk2										
lap	Sect-1	Speed	Sect-2	Speed	Sect-3	Speed	TopSpeed	laptime	pit	lap	Sect-1	Speed	Sect-2	Speed	Sect-3	Speed	Topspeed	laptime	pit
1	Out	125.4	1:11.188	134.5	26.207	88.3		2:18.790		5	Out	122.5	1:10.832	133.7	27.851	95.6		4:21.736	P
2	43.461	130.6	1:07.875	137.8	25.616	102.3		2:16.952		6	43.675	126.9	1:11.948	129.3	27.138	95.1		2:22.761	
3	43.059	123.8	1:07.482	137.0	24.759	101.8		2:15.300		7	4:45.714	100.6	1:16.604	127.6	In			16:27.627	P
4	41.363	127.6	1:06.630	136.1				2:09.746		8									

51 Hall-Willis (MAR)									Matra MS650										
lap	Sect-1	Speed	Sect-2	Speed	Sect-3	Speed	TopSpeed	laptime	pit	lap	Sect-1	Speed	Sect-2	Speed	Sect-3	Speed	Topspeed	laptime	pit
1	Out	130.3	1:05.787	157.9	26.599	101.7		2:12.098		5	42.538	135.6	1:05.531	159.0				2:10.068	
2	39.149	144.6	1:02.741	164.1	23.487	107.5		2:05.377		6	Out	138.7	1:05.277	156.4	25.555	98.5		3:41.300	P
3	39.152	149.5	1:03.521	162.1	23.979	105.5		2:06.652		7	40.245	135.8	1:03.990	159.0	24.601	108.8		2:08.836	
4	39.932	143.7	1:03.316	162.9	23.206	103.9		2:06.454		8									

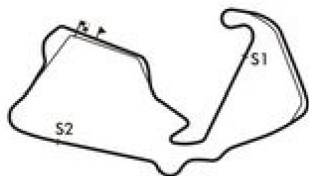
52 Robert Oldershaw (MAR)									Lola T212										
lap	Sect-1	Speed	Sect-2	Speed	Sect-3	Speed	TopSpeed	laptime	pit	lap	Sect-1	Speed	Sect-2	Speed	Sect-3	Speed	Topspeed	laptime	pit
1	Out	96.7	1:17.674	120.3	29.889	84.9		2:33.775		8	2:32.451	123.4	1:11.902	136.4	24.912	103.2		14:09.265	P
2	46.916	107.5	1:11.835	122.9	27.184	100.5		2:25.935		9	44.278	129.6	1:07.606	137.2	25.492	102.9		2:17.376	
3	43.666	121.4	1:08.885	139.2	25.825	102.0		2:18.376		10	42.770	133.7	1:05.990	140.4	24.764	102.9		2:13.524	
4	42.230	123.1	1:08.039	137.2	24.698	104.4		2:14.967		11	41.329	132.9	1:05.868	138.9	24.057	104.7		2:11.254	
5	42.497	131.6	1:06.832	139.2	25.124	104.9		2:14.453		12	40.773	133.9	1:05.741	138.4	24.178	103.7		2:10.692	
6	41.945	130.6	1:07.266	139.2	25.193	101.1		2:14.404		13	40.859	133.2	1:05.193	140.1	23.982	102.5		2:10.034	
7	41.713	132.6	1:07.703	137.0	24.661	102.5		2:14.077		14									

54 Jonathan Loader (MAR)									Chevron B19										
lap	Sect-1	Speed	Sect-2	Speed	Sect-3	Speed	TopSpeed	laptime	pit	lap	Sect-1	Speed	Sect-2	Speed	Sect-3	Speed	Topspeed	laptime	pit
1	Out	99.6	1:17.332	126.4	27.479	99.3		2:33.450		7	Out	116.1	1:13.499	131.1	25.659	102.8		15:57.115	P
2	44.767	127.3	1:11.355	138.1	25.688	99.0		2:21.810		8	42.682	131.1	1:09.303	140.7	26.222	98.4		2:18.207	
3	44.270	125.2	1:08.730	137.8	25.626	99.1		2:18.626		9	43.264	131.8	1:07.557	138.9	24.608	103.1		2:15.429	
4	42.863	131.8	1:07.320	138.9	24.992	99.3		2:15.175		10	42.129	132.6	1:06.823	140.4	24.809	103.7		2:13.761	
5	42.478	131.6	1:07.572	139.5	25.000	103.2		2:15.050		11	41.866	134.8	1:07.045	140.1	24.797	103.9		2:13.708	
6	43.340	104.0	1:18.302	108.8				2:30.225		12	41.763	132.6	1:06.945	141.3	24.617	104.2		2:13.325	

58 Shaun Lynn (ROD)									Lola T70 Mk3B										
lap	Sect-1	Speed	Sect-2	Speed	Sect-3	Speed	TopSpeed	laptime	pit	lap	Sect-1	Speed	Sect-2	Speed	Sect-3	Speed	Topspeed	laptime	pit
1	Out	116.3	1:12.044	139.2	28.047	98.3		2:24.438		7	3:47.267	127.3	1:06.396	155.0	26.613	101.1		15:20.276	P
2	43.984	132.9	1:06.997	149.5	26.081	101.2		2:17.062		8	42.093	130.3	1:07.307	155.7	25.991	100.0		2:15.391	
3	41.442	125.7	1:07.926	153.9	26.198	101.1		2:15.566		9	41.440	143.1	1:06.433	157.5	25.921	102.5		2:13.794	
4	42.413	127.6	1:08.128	133.9				2:20.904		10	43.363	134.8	1:09.128	155.7	26.341	100.9		2:18.832	
5	Out	130.8	1:07.989	154.6	29.270	89.7		4:24.296	P	11	41.543	143.7	1:05.740	156.8	25.667	95.6		2:12.950	
6	44.237	122.7	1:07.008	156.1	25.461	100.5		2:16.706		12									

59 Boulton-Brooks-Beebe (BON)									Chevron B8										
lap	Sect-1	Speed	Sect-2	Speed	Sect-3	Speed	TopSpeed	laptime	pit	lap	Sect-1	Speed	Sect-2	Speed	Sect-3	Speed	Topspeed	laptime	pit
1	Out	111.3	1:16.931	118.6	31.960	85.2		2:32.710		7	3:33.326	122.5	1:12.255	119.0	27.414	89.0		15:12.995	P
2	46.306	114.9	1:13.196	127.8	26.285	95.2		2:25.787		8	45.309	119.4	1:10.221	139.5	25.994	97.3		2:21.524	
3	45.023	120.9	1:11.302	131.3	31.944	95.7		2:28.269		9	44.423	126.6	1:11.563	132.9	25.908	92.7		2:21.894	
4	43.109	126.4	1:10.812	132.4	26.594	92.4		2:20.515		10	43.920	126.1	1:09.728	133.2	26.114	95.9		2:19.762	
5	43.524	126.1	1:12.300	131.1	26.358	93.7		2:22.182		11	42.882	128.6	1:09.893	134.5	26.083	96.6		2:18.858	
6	43.660	128.1	1:09.931	132.9	26.542	95.7		2:20.133		12	43.483	126.9	1:09.930	135.0	26.283	94.5		2:19.696	

60 Kennet Persson (HUL)									Ford GT40										
lap	Sect-1	Speed	Sect-2	Speed	Sect-3	Speed	TopSpeed	laptime	pit	lap	Sect-1	Speed	Sect-2	Speed	Sect-3	Speed	Topspeed	laptime	pit
1	Out	95.1	1:17.765	120.9	30.437	89.2		2:33.379		7	3:13.177	101.4	1:17.085	128.6	29.820	89.7		15:00.082	P
2	46.947	104.7	1:14.761	133.7	30.091	90.3		2:31.799		8	47.339	126.6	1:13.493	129.3	28.863	94.4		2:29.695	
3	48.124	108.6	1:16.319	134.5	29.042	92.3		2:33.485		9	46.447	121.4	1:13.850	133.9	28.966	91.4		2:29.263	
4	49.175	104.2	1:14.867	123.4	29.947	91.1		2:33.989		10	48.236	120.5	1:14.489	135.3	30.132	93.5		2:32.857	
5	48.432	108.4	1:14.517	126.6	31.424	78.7		2:34.373		11	47.287	115.3	1:15.632	135.6	28.912	90.8		2:31.831	
6	50.105	111.1	1:15.560	119.0	29.389	92.8		2:35.054		12									



**Session Start: 19:25:00 - Finish: 20:05:25**  
**Weather/Track Conditions: Cloud / Dry**  
**Circuit: Silverstone Historic Grand Prix**  
**Track Length: 5.857 Km - 3.6394 miles**

# Silverstone Classic - 29 - 31 Jul 2016

## FIA Masters Historic Sports Cars

### Qualifying for Race 9 - Sector Analysis

63 Devis-Kennard (ROD)									Lola T70 Mk3B											
lap	Sect-1	Speed	Sect-2	Speed	Sect-3	Speed	TopSpeed	laptime	pit	lap	Sect-1	Speed	Sect-2	Speed	Sect-3	Speed	Topspeed	laptime	pit	
1	Out	109.3	1:15.866	135.3	28.197	94.8		2:28.919		7	Out	131.1	1:06.316	152.9	28.021	93.3		15:56.442	P	
2	44.694	128.3	1:10.837	144.6	27.210	95.1		2:22.741		8	41.370	136.7	1:06.319	110.0	27.488	102.8		2:15.177		
3	44.129	124.5	1:10.019	150.1	26.755	93.9		2:20.903		9	44.194	139.8	1:05.996	148.5	26.306	102.3		2:16.496		
4	43.425	132.6	1:10.650	149.5	26.830	97.0		2:20.905		10	47.815	70.1	1:16.827	131.6	25.896	103.9		2:30.538		
5	43.659	110.0	1:13.444	134.5	28.897	89.0		2:26.000		11	40.749	114.3	1:16.006	102.5	26.628	96.6		2:23.383		
6	54.197	74.8	1:35.969	93.5				2:59.829		12										

65 Ferrao-Stretton (INV)									Lola T292										
lap	Sect-1	Speed	Sect-2	Speed	Sect-3	Speed	TopSpeed	laptime	pit	lap	Sect-1	Speed	Sect-2	Speed	Sect-3	Speed	Topspeed	laptime	pit
1	Out	130.3	1:06.825	136.4	24.313	102.5		2:12.782		7	Out	131.6	In		In			15:10.315	P
2				138.4	24.871	102.1		2:11.015		8								2:11.719	
3					27.461	91.3		2:09.925		9								2:09.840	
4	41.369	125.7	1:07.906	137.0	25.117			2:14.392		10								2:08.771	
5								2:14.073		11								2:08.333	
6								4:29.560		12								2:08.234	

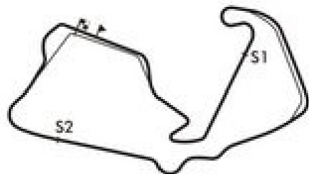
72 Jamie Boot (SIF)									Chevron B16											
lap	Sect-1	Speed	Sect-2	Speed	Sect-3	Speed	TopSpeed	laptime	pit	lap	Sect-1	Speed	Sect-2	Speed	Sect-3	Speed	Topspeed	laptime	pit	
1	Out	97.7	1:21.314	120.9	31.375	82.8		2:45.442		7	3:12.668	111.8	1:13.592	129.8	27.495	92.2		14:53.755	P	
2	47.511	117.7	1:13.996	131.3	28.198	91.1		2:29.705		8	46.297	115.7	1:14.136	130.8	27.270	92.1		2:27.703		
3	49.503	102.5	1:15.371	131.3	27.461	91.3		2:32.335		9	45.581	124.5	1:12.141	132.1	26.938	91.4		2:24.660		
4	46.090	112.4	1:12.813	130.3	26.934	93.1		2:25.837		10	45.316	122.9	1:13.220	133.7	27.362	89.0		2:25.898		
5	45.945	121.6	1:13.152	129.6	27.655	90.7		2:26.752		11	45.369	125.2	1:12.082	131.3	28.071	90.8		2:25.522		
6	46.575	120.7	1:12.802	130.6	27.636	90.0		2:27.013		12										

73 Keith Martin (MAR)									Dulon Dino LD10B											
lap	Sect-1	Speed	Sect-2	Speed	Sect-3	Speed	TopSpeed	laptime	pit	lap	Sect-1	Speed	Sect-2	Speed	Sect-3	Speed	Topspeed	laptime	pit	
1	Out	105.5	1:20.781	121.6	30.330	83.7		2:39.374		7	Out	102.3	1:19.604	112.8	28.641	86.5		14:35.130	P	
2	49.054	111.5	1:18.986	124.5	29.647	84.5		2:37.687		8	46.465	119.4	1:16.063	125.2	28.013	90.4		2:30.541		
3	49.244	110.6	1:16.357	124.5	28.543	86.7		2:34.144		9	46.719	118.6	1:14.154	125.9	28.094	85.3		2:28.967		
4	46.885	119.4	1:15.433	124.5	28.943	86.3		2:31.261		10	46.824	117.9	1:14.660	126.1	27.508	92.8		2:28.992		
5	47.530	115.9	1:15.744	125.4	28.424	85.3		2:31.698		11	46.390	117.7	1:15.316	124.0	27.402	92.7		2:29.108		
6	49.302	110.2	1:18.688	114.7				2:40.661		12										

76 Wrigley-Wrigley (MAR)									Chevron B19										
lap	Sect-1	Speed	Sect-2	Speed	Sect-3	Speed	TopSpeed	laptime	pit	lap	Sect-1	Speed	Sect-2	Speed	Sect-3	Speed	Topspeed	laptime	pit
1	Out	116.5	1:15.583	115.1	27.514	94.1		2:25.823		5	Out	100.6	1:14.921	119.6	28.111	92.1		4:50.179	P
2	46.235	116.7	1:12.277	120.5				2:19.976		6	2:01.088	103.2	1:15.276	133.7	26.936	91.4		13:43.300	P
3	Out	128.3	1:13.098	108.1	25.720	96.6		4:20.448	P	7	45.316	129.8	1:11.391	136.4	26.853	90.9		2:23.560	
4	43.232	124.5	1:13.366	121.4				2:17.567		8	44.630	124.5	1:13.858	131.3				2:21.197	

81 Chris Beighton (ROD)									Lola T70 Mk3B											
lap	Sect-1	Speed	Sect-2	Speed	Sect-3	Speed	TopSpeed	laptime	pit	lap	Sect-1	Speed	Sect-2	Speed	Sect-3	Speed	Topspeed	laptime	pit	
1	Out	120.9	1:10.769	135.8	27.651	102.5		2:19.400		8	2:14.965	121.6	1:07.723	153.9	25.202	106.0		13:47.890	P	
2	43.285	138.1	1:06.434	152.9	25.430	106.2		2:15.149		9	42.139	136.7	1:05.352	153.9	25.093	106.0		2:12.584		
3	44.022	121.8	1:07.407	151.5	25.835	95.7		2:17.264		10	45.660	131.8	1:05.359	154.3	26.682	106.0		2:17.701		
4	44.091	113.6	1:07.072	149.8	25.004	102.8		2:16.167		11	41.136	135.0	1:05.867	156.4	24.963	102.3		2:11.966		
5	42.102	141.0	1:06.324	152.2	25.042	104.2		2:13.468		12	40.650	142.8	1:04.631	156.8	24.809	108.2		2:10.090		
6	41.670	142.5	1:05.933	150.8	25.394	103.2		2:12.997		13	41.850	136.4	1:05.480	155.3	25.282	104.5		2:12.612		
7	41.877	125.2	1:06.123	154.3	24.894	101.8		2:12.894		14										

83 Galliers-Pratt-Blakeney-Edwards (HUL)									Lola T70 Spyder Mk2										
lap	Sect-1	Speed	Sect-2	Speed	Sect-3	Speed	TopSpeed	laptime	pit	lap	Sect-1	Speed	Sect-2	Speed	Sect-3	Speed	Topspeed	laptime	pit
1	Out	97.8	1:22.209	123.1	31.489	82.7		2:40.938		5	44.236	131.8	1:10.554	152.5	27.145	97.8		2:21.935	
2	50.415	95.9	1:21.829	92.3				2:49.329		6	44.833	122.9	1:11.591	148.5	26.956	96.8		2:23.380	
3	Out	86.0	1:23.397	104.5	In			4:35.144	P	7	45.042	120.3	1:10.613	149.5	27.536	93.3		2:23.191	
4	Out	112.2	1:13.625	145.6	27.245	96.4		19:55.783	P	8	44.109	125.4	1:10.072	147.8	27.168	97.0		2:21.349	



**Session Start: 19:25:00 - Finish: 20:05:25**  
**Weather/Track Conditions: Cloud / Dry**  
**Circuit: Silverstone Historic Grand Prix**  
**Track Length: 5.857 Km - 3.6394 miles**

# Silverstone Classic - 29 - 31 Jul 2016

## FIA Masters Historic Sports Cars

### Qualifying for Race 9 - Sector Analysis

86 Forsbrey-Newall (HUL)										Ford GT40									
lap	Sect-1	Speed	Sect-2	Speed	Sect-3	Speed	TopSpeed	laptime	pit	lap	Sect-1	Speed	Sect-2	Speed	Sect-3	Speed	Topspeed	laptime	pit
1	Out	92.2	1:16.944	125.2	29.913	91.2		2:34.261		7	45.862	128.8	1:13.238	136.7	28.292	94.9		2:27.392	
2	48.260	81.0	1:15.672	135.3				2:34.303		8	45.085	127.8	1:13.498	142.5	27.723	94.7		2:26.306	
3	Out	83.3	1:15.790	134.8	27.780	91.7		4:10.214	P	9	45.968	117.7	1:12.006	142.8	27.426	91.2		2:25.400	
4	46.218	124.3	1:13.347	140.7	28.881	90.6		2:28.446		10	45.459	133.2	1:11.683	138.9	27.879	91.8		2:25.021	
5	45.955	119.2	1:12.214	138.4	28.448	94.8		2:26.617		11	45.276	128.6	1:11.145	145.9	27.557	91.4		2:23.978	
6	13:23.986	101.5	1:14.112	139.2	27.762	95.7		15:05.860	P	12									

90 Gregory Thornton (BON)										Chevron B8									
lap	Sect-1	Speed	Sect-2	Speed	Sect-3	Speed	TopSpeed	laptime	pit	lap	Sect-1	Speed	Sect-2	Speed	Sect-3	Speed	Topspeed	laptime	pit
1	Out	114.9	1:14.507	131.6	28.957	89.0		2:28.530		3	45.717	122.2	1:09.178	131.8	26.681	90.8		2:21.576	
2	45.571	122.5	1:11.239	133.2	26.751	95.2		2:23.561		4	44.955	114.7	1:09.566	132.1	26.499	94.7		2:21.020	

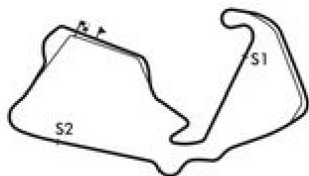
95 Gary Culver (INV)										Lola T70 Mk3									
lap	Sect-1	Speed	Sect-2	Speed	Sect-3	Speed	TopSpeed	laptime	pit	lap	Sect-1	Speed	Sect-2	Speed	Sect-3	Speed	Topspeed	laptime	pit
1	Out	118.6	1:10.100	142.8	28.106	97.8		2:23.675		7	42.505	126.1	1:07.611	138.1	25.641	102.8		2:15.757	
2	42.249	135.8	1:08.712	151.8	25.962	102.8		2:16.923		8	3:24.305	130.1	1:08.610	150.1	25.540	101.4		14:58.455	P
3	42.484	138.1	1:07.835	147.5	25.866	102.8		2:16.185		9	42.021	141.3	1:07.118	152.5	25.187	103.9		2:14.326	
4	41.769	136.1	1:07.131	152.2	25.946	97.3		2:14.846		10	41.186	141.6	1:05.809	153.2	24.973	102.9		2:11.968	
5	41.941	139.2	1:09.002	151.1	25.539	102.6		2:16.482		11	1:29.156	117.7	1:07.674	152.9	25.806	102.8		3:02.636	
6	42.137	130.8	1:06.990	152.2	25.657	104.0		2:14.784		12	41.517	141.6	1:07.709	153.6	25.480	103.4		2:14.706	

99 Gibson-Ward (ROD)										Lola T70 Mk3B									
lap	Sect-1	Speed	Sect-2	Speed	Sect-3	Speed	TopSpeed	laptime	pit	lap	Sect-1	Speed	Sect-2	Speed	Sect-3	Speed	Topspeed	laptime	pit
1	Out	123.8	1:09.139	152.5	26.209	101.2		2:21.874		7	43.257	131.6	1:06.462	152.2				2:15.055	
2	41.979	141.3	1:06.951	157.2	25.497	100.3		2:14.427		8	Out	138.9	1:04.942	154.6	24.617	104.9		13:52.413	P
3	41.336	144.6	1:05.581	155.0	25.304	105.2		2:12.221		9	39.800	146.8	1:03.408	156.1	24.112	107.9		2:07.320	
4	40.751	134.5	1:06.456	156.4	25.676	105.2		2:12.883		10	39.180	148.5	1:02.883	156.1	23.995	105.5		2:06.058	
5	40.809	139.2	1:05.214	155.0	25.062	102.9		2:11.085		11	41.529	141.3	1:14.420	125.7				2:20.457	
6	41.054	142.8	1:04.524	155.0	26.532	92.6		2:12.110		12									

115 Ewan McIntyre (INV)										McLaren M1C									
lap	Sect-1	Speed	Sect-2	Speed	Sect-3	Speed	TopSpeed	laptime	pit	lap	Sect-1	Speed	Sect-2	Speed	Sect-3	Speed	Topspeed	laptime	pit
1	Out	106.9	1:15.991	139.2	28.268	97.4		2:31.288		8	2:22.218	119.6	1:09.618	148.8	26.311	101.1		13:58.147	P
2	46.143	128.8	1:11.343	137.0	27.264	100.9		2:24.750		9	42.676	139.2	1:09.535	152.2	25.503	103.6		2:17.714	
3	43.058	147.8	1:07.570	151.1	26.831	103.6		2:17.459		10	42.128	138.4	1:07.154	152.9	25.579	101.1		2:14.861	
4	43.623	138.7	1:07.478	151.1	25.970	104.4		2:17.071		11	42.929	143.7	1:07.239	152.5	26.001	101.4		2:16.169	
5	42.770	138.1	1:07.768	152.9	26.508	104.5		2:17.046		12	42.786	146.2	1:08.575	151.1	25.516	105.5		2:16.877	
6	44.511	127.1	1:07.158	152.2	26.319	97.4		2:17.988		13	41.891	135.8	1:07.442	152.5	25.369	103.7		2:14.702	
7	42.633	142.8	1:06.609	152.9	26.087	103.1		2:15.329		14									

119 Luke Davenport (HUL)										Lotus 19 Monte Carlo									
lap	Sect-1	Speed	Sect-2	Speed	Sect-3	Speed	TopSpeed	laptime	pit	lap	Sect-1	Speed	Sect-2	Speed	Sect-3	Speed	Topspeed	laptime	pit
1	Out	111.7	1:13.724	137.5	28.776	97.7		2:25.222		7	2:09.092	117.1	1:17.076	147.2	27.124	99.7		13:53.292	P
2	45.357	119.8	1:11.483	141.3	27.502	92.2		2:24.342		8	43.616	138.1	1:09.538	152.5	26.855	99.4		2:20.009	
3	47.924	89.6	1:11.387	141.3	27.773	96.8		2:27.084		9	44.430	133.2	1:09.079	148.5	26.786	99.9		2:20.295	
4	45.064	125.7	1:09.454	141.3	27.358	99.3		2:21.876		10	44.254	135.3	1:10.341	148.1	27.379	99.6		2:21.974	
5	44.560	124.5	1:10.531	139.5				2:24.215		11	43.845	131.8	1:08.953	149.1	27.290	98.4		2:20.088	
6	Out	119.2	1:09.500	148.1	27.244	96.8		3:59.944	P	12	43.740	133.9	1:09.546	149.5	27.665	94.5		2:20.951	

144 Pochciol-Hanson (PES)										De Tomaso Pantera									
lap	Sect-1	Speed	Sect-2	Speed	Sect-3	Speed	TopSpeed	laptime	pit	lap	Sect-1	Speed	Sect-2	Speed	Sect-3	Speed	Topspeed	laptime	pit
1								2:40.599		6								2:24.128	
2								2:39.088		7								2:20.403	
3								2:42.762		8								2:21.336	
4								2:52.502		9								2:23.052	
5			In		In			16:45.720	P	10									



# Silverstone Classic - 29 - 31 Jul 2016

## FIA Masters Historic Sports Cars

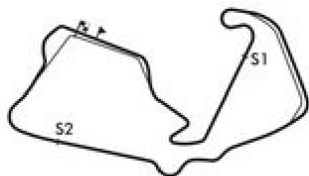
### Qualifying for Race 9 - Sector Analysis

148 Hunt-Wakeman (INV)									Chevron B8								
lap	Sect-1	Speed	Sect-2	Speed	Sect-3	Speed	TopSpeed	laptime pit	lap	Sect-1	Speed	Sect-2	Speed	Sect-3	Speed	Topspeed	laptime pit
1	Out	100.9	1:17.286	129.6	28.915	90.1		2:34.470	7	Out	109.7	1:14.749	129.6	28.002	92.2		14:05.823 P
2	46.421	113.0	1:14.362	128.6	28.586	90.9		2:29.369	8	46.378	121.8	1:13.841	133.9	27.441	90.4		2:27.660
3	46.960	108.2	1:17.036	130.8	28.219	91.4		2:32.215	9	45.827	120.5	1:11.656	136.1	26.584	95.9		2:24.067
4	47.081	114.3	1:13.200	133.2	28.135	90.2		2:28.416	10	44.817	126.6	1:10.552	135.3	26.527	94.3		2:21.896
5	47.574	107.9	1:14.749	126.6	31.259	76.3		2:33.582	11	44.706	125.9	1:36.562	131.3	27.820	95.6		2:49.088
6	47.308	114.1	1:14.037	130.6				2:30.623	12								

163 Furness-Ward (MAR)									Lola T212								
lap	Sect-1	Speed	Sect-2	Speed	Sect-3	Speed	TopSpeed	laptime pit	lap	Sect-1	Speed	Sect-2	Speed	Sect-3	Speed	Topspeed	laptime pit
1	Out	113.7	1:19.558	128.6	32.411	85.6		2:39.398	3	52.463	98.3	1:27.314	102.9				2:50.457
2	47.200	116.7	1:19.041	133.2	32.707	86.5		2:38.948	4								

191 Smith-Hoad (HUL)									McLaren M1B								
lap	Sect-1	Speed	Sect-2	Speed	Sect-3	Speed	TopSpeed	laptime pit	lap	Sect-1	Speed	Sect-2	Speed	Sect-3	Speed	Topspeed	laptime pit
1	Out	114.5	1:18.668	120.3	30.487	83.2		2:34.774	6	41.845	136.7	1:06.394	143.4	26.383	99.7		2:14.622
2	48.095	102.0	1:17.447	132.4	28.799	95.2		2:34.341	7	41.448	134.8	1:06.428	156.1	25.305	102.5		2:13.181
3	46.564	110.9	1:14.891	143.4	27.862	93.7		2:29.317	8	42.076	142.5	1:06.492	155.3	25.288	103.2		2:13.856
4	1:53.265	35.0	2:33.688	51.1				5:15.859	9	41.564	135.6	1:05.680	156.8	25.490	99.9		2:12.734
5	Out	119.6	1:08.777	155.0	25.776	101.1		17:14.519 P	10	41.574	142.8	1:08.141	157.5	25.235	100.8		2:14.950

210 David Tomlin (MAR)									Lola T210								
lap	Sect-1	Speed	Sect-2	Speed	Sect-3	Speed	TopSpeed	laptime pit	lap	Sect-1	Speed	Sect-2	Speed	Sect-3	Speed	Topspeed	laptime pit
1	Out	116.5	1:10.292	138.1	25.426	98.1		2:21.751	7	Out	117.1	1:09.408	137.2	26.540	99.3		16:20.918 P
2	42.802	129.8	1:06.548	140.1	24.852	102.9		2:14.202	8	43.714	123.6	1:08.206	139.8	25.616	99.4		2:17.536
3	45.369	123.4	1:12.012	135.8	24.791	98.7		2:22.172	9	41.550	134.5	1:07.251	138.9	24.603	100.5		2:13.404
4	41.620	132.4	1:06.514	138.7	25.016	99.0		2:13.150	10	41.378	133.2	1:06.090	140.7	24.224	100.9		2:11.692
5	41.976	132.9	1:09.434	140.1	25.150	99.7		2:16.560	11	40.998	135.6	1:06.690	142.8	26.908	98.7		2:14.596
6	43.184	128.8	1:07.806	136.4				2:20.220	12	41.188	134.5	1:05.616	141.6	24.124	102.5		2:10.928



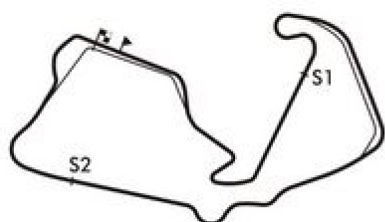
**Session Start: 19:25:00 - Finish: 20:05:25**  
**Weather/Track Conditions: Cloud / Dry**  
**Circuit: Silverstone Historic Grand Prix**  
**Track Length: 5.857 Km - 3.6394 miles**

# Silverstone Classic - 29 - 31 Jul 2016

## FIA Masters Historic Sports Cars

### Qualifying for Race 9 - Best Sector Times

POS	NO	DRIVER/S	Sector 1			Sector 2			Sector 3			IDEAL LAP	BEST LAP	On
			TIME	LAP	POS	TIME	LAP	POS	TIME	LAP	POS			
1	51	Hall-Willis	39.149	2	1	1:02.741	2	1	23.206	4	1	2:05.096	<b>2:05.377</b>	<b>2</b>
2	9	Smith-Hilliard-Padmore	39.414	12	4	1:03.096	10	3	23.284	12	2	2:05.794	<b>2:05.920</b>	<b>10</b>
3	99	Gibson-Ward	39.180	10	2	1:02.883	10	2	23.995	10	7	2:06.058	<b>2:06.058</b>	<b>10</b>
4	44	Hall-Garofall	39.370	12	3	1:03.442	12	5	23.554	12	4	2:06.366	<b>2:06.366</b>	<b>12</b>
5	14	Oliver Bryant	39.738	13	6	1:03.365	13	4	24.062	13	9	2:07.165	<b>2:07.165</b>	<b>13</b>
6	6	Voyazides-Hadfield	39.735	12	5	1:03.740	11	6	24.182	13	11	2:07.657	<b>2:07.839</b>	<b>12</b>
7	25	Michael Gans	39.903	10	8	1:04.141	13	7	23.482	10	3	2:07.526	<b>2:07.857</b>	<b>10</b>
8	65	Ferrao-Stretton	41.369	4	19	1:06.825	1	24	24.313	1	12	2:12.507	<b>2:08.234</b>	<b>12</b>
9	47	Pink-Mansell	39.781	3	7	1:04.288	2	8	24.011	3	8	2:08.080	<b>2:08.331</b>	<b>3</b>
10	23	Pearson-Smith	39.916	12	9	1:04.387	4	9	24.567	2	13	2:08.870	<b>2:09.416</b>	<b>10</b>
11	15	Piercy-Stretton	40.342	7	11	1:04.689	3	12	23.984	3	6	2:09.015	<b>2:09.492</b>	<b>3</b>
12	52	Robert Oldershaw	40.773	12	14	1:05.193	13	13	23.982	13	5	2:09.948	<b>2:10.034</b>	<b>13</b>
13	81	Chris Beighton	40.650	12	12	1:04.631	12	10	24.809	12	17	2:10.090	<b>2:10.090</b>	<b>12</b>
14	48	Gibson-Littlejohn	40.037	12	10	1:04.647	9	11	24.829	7	18	2:09.513	<b>2:10.293</b>	<b>12</b>
15	210	David Tomlin	40.998	11	16	1:05.616	12	14	24.124	12	10	2:10.738	<b>2:10.928</b>	<b>12</b>
16	95	Gary Culver	41.186	10	17	1:05.809	10	17	24.973	10	19	2:11.968	<b>2:11.968</b>	<b>10</b>
17	191	Smith-Hoad	41.448	7	21	1:05.680	9	15	25.235	10	21	2:12.363	<b>2:12.734</b>	<b>9</b>
18	3	Wright-Wolfe	40.806	2	15	1:05.924	3	18	25.617	3	24	2:12.347	<b>2:12.790</b>	<b>2</b>
19	58	Shaun Lynn	41.440	9	20	1:05.740	11	16	25.461	6	23	2:12.641	<b>2:12.950</b>	<b>11</b>
20	54	Jonathan Loader	41.763	12	24	1:06.823	10	23	24.608	9	14	2:13.194	<b>2:13.325</b>	<b>12</b>
21	40	Watson-O'Connell	41.583	2	22	1:07.144	7	25	24.710	7	15	2:13.437	<b>2:13.492</b>	<b>7</b>
22	13	Wilson-Greensall	41.741	9	23	1:06.678	12	22	25.010	11	20	2:13.429	<b>2:13.696</b>	<b>11</b>
23	115	Ewan McIntyre	41.891	13	25	1:06.609	7	20	25.369	13	22	2:13.869	<b>2:14.702</b>	<b>13</b>
24	63	Devis-Kennard	40.749	11	13	1:05.996	9	19	25.896	10	26	2:12.641	<b>2:15.177</b>	<b>8</b>
25	50	Kjallgren-Littlejohn	41.363	4	18	1:06.630	4	21	24.759	3	16	2:12.752	<b>2:15.300</b>	<b>3</b>
26	46	Mike Whitaker	42.457	5	26	1:07.808	3	26	25.993	2	28	2:16.258	<b>2:16.431</b>	<b>3</b>
27	29	Ahlers-Bellinger	43.251	6	29	1:08.565	6	27	26.344	5	29	2:18.160	<b>2:18.466</b>	<b>6</b>
28	59	Boulton-Brooks-Beebee	42.882	11	27	1:09.728	10	32	25.908	9	27	2:18.518	<b>2:18.858</b>	<b>11</b>
29	7	Mahmoud T-Mahmoud G	43.314	11	30	1:08.794	11	28	27.202	11	37	2:19.310	<b>2:19.310</b>	<b>11</b>
30	119	Luke Davenport	43.616	8	31	1:08.953	11	29	26.786	9	32	2:19.355	<b>2:20.009</b>	<b>8</b>
31	144	Pochciol-Hanson											<b>2:20.403</b>	<b>7</b>
32	12	Peter Hallford	43.702	7	32	1:09.504	11	31	26.995	8	36	2:20.201	<b>2:20.912</b>	<b>8</b>
33	90	Gregory Thornton	44.722	5	37	1:09.178	3	30	26.499	4	30	2:20.399	<b>2:21.020</b>	<b>4</b>
34	83	Galliers-Pratt-Blakeney-Edwards	44.109	8	33	1:10.072	8	33	26.956	6	34	2:21.137	<b>2:21.349</b>	<b>8</b>
35	148	Hunt-Wakeman	44.706	11	36	1:10.552	10	34	26.527	10	31	2:21.785	<b>2:21.896</b>	<b>10</b>
36	16	Jolly-Farthing	44.290	3	34	1:11.579	3	37	26.960	4	35	2:22.829	<b>2:23.017</b>	<b>3</b>
37	76	Wrigley-Wrigley	43.232	4	28	1:11.391	7	36	25.720	3	25	2:20.343	<b>2:23.560</b>	<b>7</b>
38	86	Forsbrey-Newall	45.085	8	38	1:11.145	11	35	27.426	9	39	2:23.656	<b>2:23.978</b>	<b>11</b>
39	72	Jamie Boot	45.316	10	39	1:12.082	11	38	26.934	4	33	2:24.332	<b>2:24.660</b>	<b>9</b>
40	19	Owen A-Owen M	44.686	9	35	1:12.910	4	39	27.476	9	40	2:25.072	<b>2:25.865</b>	<b>9</b>
41	73	Keith Martin	46.390	11	40	1:14.154	9	41	27.402	11	38	2:27.946	<b>2:28.967</b>	<b>9</b>
42	30	White-Monk	46.596	10	42	1:14.372	10	42	28.024	11	42	2:28.992	<b>2:29.221</b>	<b>10</b>
43	60	Kennet Persson	46.447	9	41	1:13.493	8	40	28.863	8	44	2:28.803	<b>2:29.263</b>	<b>9</b>
44	20	Rainer Becker	46.958	11	43	1:15.096	4	43	28.012	10	41	2:30.066	<b>2:30.870</b>	<b>10</b>



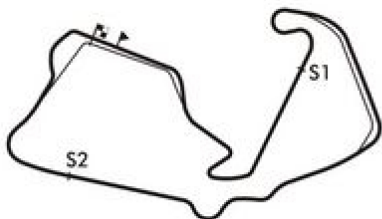
**Session Start: 19:25:00 - Finish: 20:05:25**  
**Weather/Track Conditions: Cloud / Dry**  
**Circuit: Silverstone Historic Grand Prix**  
**Track Length: 5.857 Km - 3.6394 miles**

# Silverstone Classic - 29 - 31 Jul 2016

## FIA Masters Historic Sports Cars

### Qualifying for Race 9 - Best Sector Times

POS	NO	DRIVER/S	Sector 1			Sector 2			Sector 3			IDEAL LAP	BEST LAP	On
			TIME	LAP	POS	TIME	LAP	POS	TIME	LAP	POS			
45	26	Rittweger-Hancock	47.287	2	45	1:15.466	2	44	28.754	2	43	2:31.507	<b>2:31.507</b>	<b>2</b>
46	163	Furness-Ward	47.200	2	44	1:19.041	2	45	32.411	1	45	2:38.652	<b>2:38.948</b>	<b>2</b>



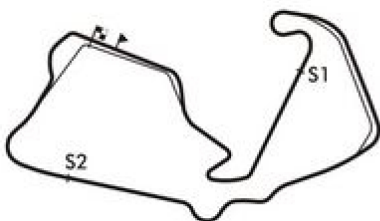
Session Start: 19:25:00 - Finish: 20:05:25  
Weather/Track Conditions: Cloud / Dry  
Circuit: Silverstone Historic Grand Prix  
Track Length: 5.857 Km - 3.6394 miles

# Silverstone Classic - 29 - 31 Jul 2016

## FIA Masters Historic Sports Cars

### Qualifying for Race 9 - Best Sector Speeds

	NO	SECTOR 1	MPH	NO	SECTOR 2	MPH	NO	SECTOR 3	MPH
1	14	Oliver Bryant	151.1	51	Hall-Willis	164.1	23	Pearson-Smith	110.4
2	51	Hall-Willis	149.5	6	Voyazides-Hadfield	160.9	6	Voyazides-Hadfield	108.8
3	48	Gibson-Littlejohn	149.1	48	Gibson-Littlejohn	158.6	14	Oliver Bryant	108.8
4	99	Gibson-Ward	148.5	14	Oliver Bryant	157.5	51	Hall-Willis	108.8
5	6	Voyazides-Hadfield	148.1	58	Shaun Lynn	157.5	81	Chris Beighton	108.2
6	115	Ewan McIntyre	147.8	191	Smith-Hoad	157.5	99	Gibson-Ward	107.9
7	23	Pearson-Smith	143.7	23	Pearson-Smith	157.2	9	Smith-Hilliard-Padmore	107.2
8	58	Shaun Lynn	143.7	46	Mike Whitaker	157.2	44	Hall-Garofall	106.9
9	3	Wright-Wolfe	143.1	99	Gibson-Ward	157.2	15	Piercy-Stretton	106.0
10	81	Chris Beighton	142.8	81	Chris Beighton	156.8	47	Pink-Mansell	105.8
11	191	Smith-Hoad	142.8	7	Mahmoud T-Mahmoud G	155.0	25	Michael Gans	105.7
12	95	Gary Culver	141.6	29	Ahlers-Bellinger	153.9	115	Ewan McIntyre	105.5
13	9	Smith-Hilliard-Padmore	141.0	95	Gary Culver	153.6	52	Robert Oldershaw	104.9
14	44	Hall-Garofall	141.0	3	Wright-Wolfe	152.9	48	Gibson-Littlejohn	104.2
15	63	Devis-Kennard	139.8	16	Jolly-Farthing	152.9	54	Jonathan Loader	104.2
16	25	Michael Gans	139.5	63	Devis-Kennard	152.9	95	Gary Culver	104.0
17	47	Pink-Mansell	139.5	115	Ewan McIntyre	152.9	63	Devis-Kennard	103.9
18	15	Piercy-Stretton	138.1	83	Galliers-Pratt-Blakeney-Edw	152.5	7	Mahmoud T-Mahmoud G	103.6
19	119	Luke Davenport	138.1	119	Luke Davenport	152.5	191	Smith-Hoad	103.2
20	46	Mike Whitaker	137.0	12	Peter Hallford	148.8	3	Wright-Wolfe	103.1
21	210	David Tomlin	135.6	9	Smith-Hilliard-Padmore	145.9	210	David Tomlin	102.9
22	29	Ahlers-Bellinger	135.0	86	Forsbrey-Newall	145.9	58	Shaun Lynn	102.5
23	54	Jonathan Loader	134.8	47	Pink-Mansell	144.9	65	Ferrao-Stretton	102.5
24	52	Robert Oldershaw	133.9	25	Michael Gans	144.0	50	Kjallgren-Littlejohn	102.3
25	13	Wilson-Greensall	133.7	44	Hall-Garofall	143.7	40	Watson-O'Connell	101.5
26	86	Forsbrey-Newall	133.2	15	Piercy-Stretton	142.8	46	Mike Whitaker	101.5
27	83	Galliers-Pratt-Blakeney-Edw	131.8	210	David Tomlin	142.8	13	Wilson-Greensall	101.4
28	65	Ferrao-Stretton	131.6	54	Jonathan Loader	141.3	119	Luke Davenport	99.9
29	12	Peter Hallford	131.1	52	Robert Oldershaw	140.4	12	Peter Hallford	98.4
30	50	Kjallgren-Littlejohn	130.6	59	Boulton-Brooks-Beebee	139.5	29	Ahlers-Bellinger	98.3
31	7	Mahmoud T-Mahmoud G	129.8	26	Rittweger-Hancock	139.2	83	Galliers-Pratt-Blakeney-Edw	97.8
32	76	Wrigley-Wrigley	129.8	13	Wilson-Greensall	138.7	59	Boulton-Brooks-Beebee	97.3
33	40	Watson-O'Connell	129.6	65	Ferrao-Stretton	138.4	76	Wrigley-Wrigley	96.6
34	59	Boulton-Brooks-Beebee	128.6	50	Kjallgren-Littlejohn	137.8	16	Jolly-Farthing	95.9
35	19	Owen A-Owen M	127.3	19	Owen A-Owen M	136.4	148	Hunt-Wakeman	95.9
36	16	Jolly-Farthing	126.6	76	Wrigley-Wrigley	136.4	86	Forsbrey-Newall	95.7
37	60	Kennet Persson	126.6	148	Hunt-Wakeman	136.1	90	Gregory Thornton	95.2
38	148	Hunt-Wakeman	126.6	40	Watson-O'Connell	135.8	60	Kennet Persson	94.4
39	72	Jamie Boot	125.2	60	Kennet Persson	135.6	19	Owen A-Owen M	93.5
40	90	Gregory Thornton	123.8	72	Jamie Boot	133.7	72	Jamie Boot	93.1



**Session Start: 19:25:00 - Finish: 20:05:25**  
**Weather/Track Conditions: Cloud / Dry**  
**Circuit: Silverstone Historic Grand Prix**  
**Track Length: 5.857 Km - 3.6394 miles**



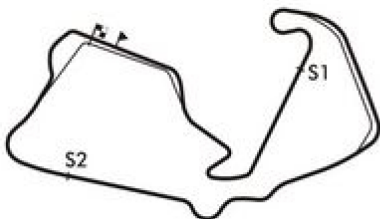


# Silverstone Classic - 29 - 31 Jul 2016

## FIA Masters Historic Sports Cars

### Qualifying for Race 9 - Best Sector Speeds

41	26	Rittweger-Hancock	122.9	90	Gregory Thornton	133.2	73	Keith Martin	92.8
42	20	Rainer Becker	120.3	163	Furness-Ward	133.2	20	Rainer Becker	92.2
43	73	Keith Martin	119.4	73	Keith Martin	126.1	30	White-Monk	91.6
44	30	White-Monk	118.4	20	Rainer Becker	125.9	26	Rittweger-Hancock	88.8
45	163	Furness-Ward	116.7	30	White-Monk	125.2	163	Furness-Ward	86.5
46	8	Meins-Huff	0.0	8	Meins-Huff	0.0	8	Meins-Huff	0.0
47	144	Pochciol-Hanson	0.0	144	Pochciol-Hanson	0.0	144	Pochciol-Hanson	0.0



Session Start: 19:25:00 - Finish: 20:05:25

Weather/Track Conditions: Cloud / Dry

Circuit: Silverstone Historic Grand Prix

Track Length: 5.857 Km - 3.6394 miles



### Silverstone Classic - 29 - 31 Jul 2016

## FIA Masters Historic Sports Cars Race 9 - Starting Grid

Sheet No:

Start Time : 17:35 - Heat Duration : 50 Minutes

23	45	163	Furness-Ward			
22	43	20	Rainer Becker	44	26	Rittweger-Hancock
21	41	30	White-Monk	42	60	Kennet Persson
20	39	19	Owen A-Owen M	40	73	Keith Martin
19	37	86	Forsbrey-Newall	38	72	Jamie Boot
18	35	148	Hunt-Wakeman	36	76	Wrigley-Wrigley
17	33	90	Gregory Thornton	34	83	Galliers-Pratt-Blakeney-Edwards
16	31	144	Pochciol-Hanson	32	12	Peter Hallford
15	29	7	Mahmoud T-Mahmoud G	30	119	Luke Davenport
14	27	29	Ahlers-Bellinger	28	59	Boulton-Beebe
13	25	50	Kjallgren-Littlejohn	26	46	Mike Whitaker
12	23	115	Ewan McIntyre	24	63	Devis-Kennard
11	21	40	Watson-O'Connell	22	13	Wilson-Greensall
10	19	58	Shaun Lynn	20	54	Jonathan Loader
9	17	191	Smith-Hoad	18	3	Wright-Wolfe
8	15	210	David Tomlin	16	95	Gary Culver
7	13	81	Chris Beighton	14	48	Gibson-Littlejohn
6	11	15	Piercy-Stretton	12	52	Robert Oldershaw
5	9	47	Pink-Mansell	10	23	Pearson-Smith
4	7	25	Michael Gans	8	65	Ferrao-Stretton
3	5	14	Oliver Bryant	6	6	Voyazides-Hadfield
2	3	99	Gibson-Ward	4	44	Hall-Garofall
1	1	51	Hall-Willis	2	9	Smith-Hilliard-Padmore

Pole Right

ROW

Car 16 withdrawn.

Circuit: Silverstone Historic Grand Prix  
Track Length: 5.857 Km - 3.6394 miles

Steward: John Naylor	Steward: Jan Mienkinsky	Steward: Rod Parkin
----------------------	-------------------------	---------------------





## Silverstone Classic - 29 - 31 Jul 2016

### Commander Yorke Trophy for Historic Formula Junior Race 1 - Classification - AMENDED

Sheet No:

POS	NO	DRIVER/S	CLASS	CLASS POS	CAR MAKE / MODEL	TIME	LAPS	GAP	DIFF	MPH	BEST	ON
1	53	Sam Wilson	E1	1	Lotus 20/22	21:16.830	9	-- 9 laps --		92.35	2:19.683	1
2	79	Andrew Hibberd	E1	2	Lotus 22	21:17.903	9	1.073	1.073	92.27	2:21.106	2
3	57	Callum Grant	E1	3	Merlyn Mk5/7	21:33.441	9	16.611	15.538	91.16	2:21.839	4
4	80	Nicholas Fennell	E1	4	Lotus 27	21:34.902	9	18.072	1.461	91.06	2:22.415	6
5	66	Cameron Jackson	E1	5	Brabham BT2	21:36.130	9	19.300	1.228	90.97	2:23.144	2
6	69	Stuart Roach	E1	6	Alexis Mk4	21:47.342	9	30.512	11.212	90.19	2:23.527	3
7	61	Simon Diffey	E1	7	Lotus 20	22:04.736	9	47.906	17.394	89.01	2:24.701	4
8	181	Gregory Thornton	E1	8	Lotus 22	22:05.175	9	48.345	0.439	88.98	2:24.234	3
9	70	John Fyda	E1	9	Brabham BT6	22:15.650	9	58.820	10.475	88.28	2:26.856	6
10	82	Andrew Garside	E1	10	Lotus 20	22:23.573	9	1:06.743	7.923	87.76	2:27.108	7
11	58	Richard Smeeton	E1	11	Wainer 63	22:28.047	9	1:11.217	4.474	87.47	2:25.670	4
12	65	Urs Mueller	E1	12	Lotus 20/22	22:29.130	9	1:12.300	1.083	87.40	2:27.613	3
13	41	Harrison Scott	C2	1	Cooper T56	22:42.303	9	1:25.473	13.173	86.55	2:28.763	6
14	32	Ray Mallock	B2	1	U2 Mk2	22:44.504	9	1:27.674	2.201	86.41	2:29.112	4
15	83	Martin Walford	E1	13	Lotus 22	22:44.940	9	1:28.110	0.436	86.38	2:28.439	6
16	48	John Delane	D2	1	Lotus 18	22:56.882	9	1:40.052	11.942	85.64	2:30.874	7
17	183	Jonathan Fyda	D2	2	U2 Mk3	22:57.315	9	1:40.485	0.433	85.61	2:31.536	9
18	161	Andrew Beaumont	E1	14	Lotus 22	23:01.992	9	1:45.162	4.677	85.32	2:27.566	3
19	50	David Innes	E1	15	Lotus 27	23:02.892	9	1:46.062	0.900	85.26	2:31.925	7
20	76	John Rees	E1	16	Lotus 22	23:03.368	9	1:46.538	0.476	85.23	2:31.861	7
21	194	Johannes Kistler	E1	17	Lotus 22	23:04.879	9	1:48.049	1.511	85.14	2:31.634	7
22	63	Greg Audi	E1	18	Lotus 22	23:05.320	9	1:48.490	0.441	85.12	2:31.161	6
23	14	Crispian Besley	C2	2	Cooper T56	23:11.912	9	1:55.082	6.592	84.71	2:32.409	7
24	88	Lukas Halusa	D2	3	Lotus 20	23:26.247	9	2:09.417	14.335	83.85	2:30.134	8
25	34	Nick Finburgh	C2	3	Envoy Mk1	23:32.547	9	2:15.717	6.300	83.48	2:34.528	9
26	72	Chris Chilcott	E1	19	Brabham BT2	23:33.015	9	2:16.185	0.468	83.44	2:27.892	3
27	98	Chris Merrick	E1	20	Cooper T59	23:35.694	9	2:18.864	2.679	83.29	2:34.243	8
28	42	Martin Aubert	D2	4	Lotus 20	23:41.001	9	2:24.171	5.307	82.98	2:34.518	5
29	46	Chris Alford	C2	4	Elva 200	23:50.285	9	2:33.455	9.284	82.44	2:36.756	7
30	19	Ralf Emmerling	B2	2	Gemini Mk2	21:19.705	8	-- 8 laps --	9.221	81.90	2:37.301	7
31	43	Ian Simmonds	C2	5	Envoy Mk1	21:20.234	8	0.529	0.529	81.87	2:37.182	7
32	283	Arlette Mueller	E1	21	Lotus 22	21:23.603	8	3.898	3.369	81.65	2:36.407	5
33	36	Tony Best	E1	22	Lotus 20/22	21:25.130	8	5.425	1.527	81.55	2:37.792	7
34	77	Richard Nitschke	E1	23	Elfin Catalina	21:42.558	8	22.853	17.428	80.47	2:41.099	8
35	2	Christopher Milner	E1	24	Lotus 20/22	21:59.668	8	39.963	17.110	79.42	2:39.586	6
36	39	Simon Durling	C1	1	Lotus 18	22:18.229	8	58.524	18.561	78.32	2:42.774	8
37	15	Ian Phillips	B2	3	BMC Mk1	22:20.308	8	1:00.603	2.079	78.20	2:44.122	7
38	94	Geoff Underwood	D2	5	Dolphin FJ	22:23.718	8	1:04.013	3.410	78.00	2:44.916	5
39	171	Andrew Thorpe	D2	6	Lotus 20	22:25.413	8	1:05.708	1.695	77.90	2:43.807	7

CAR 30 - DRIVER NAME CORRECTED (Skipp to Griffiths)  
Cars 28 & 34 require a working transponder - Regulation Q.12.2.1 refers.

Session Start: 09:05:52 - Finish: 09:27:08  
Weather/Track Conditions: Bright / Dry  
Circuit: Silverstone Historic Grand Prix  
Track Length: 5.857 Km - 3.6394 miles

These results are provisional until the conclusion of any judicial and technical matters.

Clerk of the Course:

Timekeeper:

Issued at:



**Silverstone Classic - 29 - 31 Jul 2016**

**Commander Yorke Trophy for Historic Formula Junior**

**Race 1 - Classification - AMENDED**

**Sheet No:**

40	30	Trevor Griffiths	C2	6	Emeryson FJ	22:37.698	8	1:17.993	12.285	77.20	2:46.232	6
41	9	Patrick Barford	B2	4	Lola Mk2	22:40.875	8	1:21.170	3.177	77.02	2:45.244	7
42	51	Larry Kinch	B2	5	Gemini Mk11	22:42.026	8	1:22.321	1.151	76.95	2:48.520	3
43	99	Simon Jones	B2	6	Elva 100	22:50.495	8	1:30.790	8.469	76.48	2:46.856	5
44	74	Francesco Baldanza	E1	25	Lotus 22	22:56.404	8	1:36.699	5.909	76.15	2:48.604	5
45	54	Martin Halusa	E1	26	Lotus 22	23:18.307	8	1:58.602	21.903	74.96	2:44.732	5
46	16	Peter Fenichel	A	1	Stanguellini FJ	23:42.010	8	2:22.305	23.703	73.71	2:52.262	3
47	26	Roger Dexter	B2	7	Elva-DKW 100	21:37.976	7	-- 7 laps --	53.231	70.66	3:02.954	3
48	190	Mike Gosbell	B1	1	Nota FJ	21:40.287	7	2.311	2.311	70.53	3:01.334	4
49	28	Anthony Nobles	A	2	Volpini FJ	22:51.780	7	1:13.804	1:11.493	66.85	3:12.444	7
50	114	Julia De Baldanza	A	3	OSCA FJ	21:17.407	6	-- 6 laps --	1:38.071	61.53	3:27.318	3

----- NOT CLASSIFIED -----

DNF	11	Will Mitcham	B2		U2 Mk2	17:33.880	7	-- 7 laps --		87.02	2:28.460	4
DNF	71	James Hicks	D2		Caravelle Mk3	7:38.296	3	-- 3 laps --	2.614	85.76	2:31.560	3
DNF	90	Andrew Hayden	D2		Envoy Mk3	2:46.043	1	-- 1 laps --	12.008	78.90	2:46.043	1
DNF	92	Westie Mitchell	E1		DeTomaso 63	7:08.571	3	-- 3 laps --		91.71	2:22.260	2

----- FASTEST LAP SUMMARY -----

NO	DRIVER/S	CLASS	CAR MAKE / MODEL	FASTEST LAP	ON	MPH
53	Sam Wilson	E1	Lotus 20/22	2:19.683	1	93.80
11	Will Mitcham	B2	U2 Mk2	2:28.460	4	88.25
41	Harrison Scott	C2	Cooper T56	2:28.763	6	88.07
88	Lukas Halusa	D2	Lotus 20	2:30.134	8	87.27
39	Simon Durling	C1	Lotus 18	2:42.774	8	80.49
16	Peter Fenichel	A	Stanguellini FJ	2:52.262	3	76.06
190	Mike Gosbell	B1	Nota FJ	3:01.334	4	72.25

CAR 30 - DRIVER NAME CORRECTED (Skipp to Griffiths)  
Cars 28 & 34 require a working transponder - Regulation Q.12.2.1 refers.

Session Start: 09:05:52 - Finish: 09:27:08  
Weather/Track Conditions: Bright / Dry  
Circuit: Silverstone Historic Grand Prix  
Track Length: 5.857 Km - 3.6394 miles

These results are provisional until the conclusion of any judicial and technical matters.

Clerk of the Course:	Timekeeper:	Issued at:















# Silverstone Classic - 29 - 31 Jul 2016

## Commander Yorke Trophy for Historic Formula Junior

### Race 1 - Sector Analysis

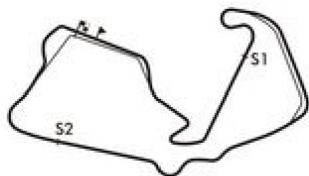
181 Gregory Thornton (E1)									Lotus 22								
lap	Sect-1	Speed	Sect-2	Speed	Sect-3	Speed	TopSpeed	laptime pit	lap	Sect-1	Speed	Sect-2	Speed	Sect-3	Speed	Topspeed	laptime pit
1		120.3	1:21.782	128.3	28.612	84.1		2:35.271	6	45.883	119.8	1:11.950	126.1	26.493	92.8		2:24.326
2	46.941	110.2	1:14.758	126.6	27.718	86.6		2:29.417	7	46.196	120.1	1:12.379	126.4	27.217	91.2		2:25.792
3	45.295	120.3	1:12.604	126.4	26.335	91.9		2:24.234	8	45.425	120.9	1:12.108	126.4	27.669	85.7		2:25.202
4	45.407	120.9	1:11.720	127.1	28.341	87.2		2:25.468	9	46.792	118.8	1:12.182	129.1	26.794	90.7		2:25.768
5	46.847	121.6	1:15.503	125.9	27.347	92.3		2:29.697	10								

183 Jonathan Fyda (D2)									U2 Mk3								
lap	Sect-1	Speed	Sect-2	Speed	Sect-3	Speed	TopSpeed	laptime pit	lap	Sect-1	Speed	Sect-2	Speed	Sect-3	Speed	Topspeed	laptime pit
1		107.0	1:17.392	121.8	28.943	87.3		2:36.958	6	47.878	105.2	1:16.415	119.0	28.550	87.6		2:32.843
2	48.011	109.5	1:16.214	121.1	28.393	87.7		2:32.618	7	47.313	114.5	1:16.246	123.1	28.277	87.8		2:31.836
3	47.438	112.0	1:16.528	119.4	29.026	88.3		2:32.992	8	49.471	104.4	1:16.326	122.0	28.734	84.0		2:34.531
4	47.525	104.9	1:16.229	119.6	27.976	88.9		2:31.730	9	48.036	114.5	1:15.031	125.2	28.469	87.2		2:31.536
5	47.482	110.0	1:16.668	118.1	28.121	83.7		2:32.271	10								

190 Mike Gosbell (B1)									Nota FJ								
lap	Sect-1	Speed	Sect-2	Speed	Sect-3	Speed	TopSpeed	laptime pit	lap	Sect-1	Speed	Sect-2	Speed	Sect-3	Speed	Topspeed	laptime pit
1		89.5	1:32.967	99.7	36.699	66.4		3:16.110	5	59.401	93.2	1:28.515	94.9	36.062	70.4		3:03.978
2	58.857	88.7	1:30.323	104.5	37.114	71.3		3:06.294	6	57.940	96.1	1:29.441	96.3	35.166	70.6		3:02.547
3	59.151	85.9	1:31.337	105.0	35.095	73.8		3:05.583	7	59.957	88.5	1:28.627	95.5	35.857	72.6		3:04.441
4	58.660	109.7	1:27.813	106.0	34.861	70.0		3:01.334	8								

194 Johannes Kistler (E1)									Lotus 22								
lap	Sect-1	Speed	Sect-2	Speed	Sect-3	Speed	TopSpeed	laptime pit	lap	Sect-1	Speed	Sect-2	Speed	Sect-3	Speed	Topspeed	laptime pit
1		107.5	1:17.576	122.2	29.693	88.7		2:38.367	6	47.068	123.1	1:15.725	122.5	29.457	76.7		2:32.250
2	48.812	114.5	1:15.081	123.6	29.089	89.2		2:32.982	7	47.677	114.3	1:15.046	123.4	28.911	91.2		2:31.634
3	46.763	111.5	1:17.462	119.4	29.200	89.1		2:33.425	8	50.195	114.5	1:16.839	123.1	28.621	89.2		2:35.655
4	47.707	112.6	1:16.684	123.4	30.355	78.3		2:34.746	9	47.829	115.7	1:15.445	122.9	28.686	87.2		2:31.960
5	48.922	112.4	1:16.165	120.1	28.773	84.6		2:33.860	10								

283 Arlette Mueller (E1)									Lotus 22								
lap	Sect-1	Speed	Sect-2	Speed	Sect-3	Speed	TopSpeed	laptime pit	lap	Sect-1	Speed	Sect-2	Speed	Sect-3	Speed	Topspeed	laptime pit
1		97.4	1:21.978	119.2	30.326	87.3		2:49.514	5	48.572	108.1	1:18.303	119.2	29.532	90.7		2:36.407
2	50.199	102.5	1:19.627	117.3	30.453	86.4		2:40.279	6	49.757	103.9	1:17.908	114.3	30.425	88.9		2:38.090
3	50.938	102.5	1:18.618	111.1	31.483	89.0		2:41.039	7	50.586	112.4	1:17.604	120.9	29.376	87.4		2:37.566
4	50.294	99.3	1:17.927	121.6	29.624	89.1		2:37.845	8	52.475	107.9	1:20.945	121.8	29.443	81.8		2:42.863



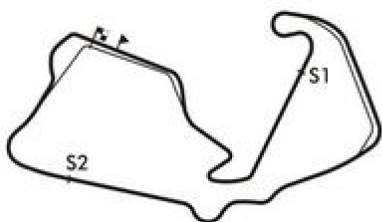
**Session Start: 09:05:52 - Finish: 09:27:08**  
**Weather/Track Conditions: Bright / Dry**  
**Circuit: Silverstone Historic Grand Prix**  
**Track Length: 5.857 Km - 3.6394 miles**

# Silverstone Classic - 29 - 31 Jul 2016

## Commander Yorke Trophy for Historic Formula Junior

### Race 1 - Best Sector Times

POS	NO	DRIVER/S	Sector 1			Sector 2			Sector 3			IDEAL LAP	BEST LAP	On
			TIME	LAP	POS	TIME	LAP	POS	TIME	LAP	POS			
1	53	Sam Wilson	43.991	6	1	1:10.560	7	2	25.886	3	2	2:20.437	<b>2:19.683</b>	1
2	79	Andrew Hibberd	44.113	3	2	1:10.439	7	1	25.849	5	1	2:20.401	<b>2:21.106</b>	2
3	57	Callum Grant	44.397	4	5	1:10.996	2	3	26.096	4	3	2:21.489	<b>2:21.839</b>	4
4	80	Nicholas Fennell	44.328	3	4	1:11.345	6	5	26.404	4	7	2:22.077	<b>2:22.415</b>	6
5	66	Cameron Jackson	44.467	6	6	1:11.691	7	6	26.370	2	6	2:22.528	<b>2:23.144</b>	2
6	69	Stuart Roach	44.962	3	7	1:12.070	2	8	26.351	5	5	2:23.383	<b>2:23.527</b>	3
7	61	Simon Diffey	44.975	4	8	1:12.656	9	9	26.724	2	9	2:24.355	<b>2:24.701</b>	4
8	181	Gregory Thornton	45.295	3	10	1:11.720	4	7	26.335	3	4	2:23.350	<b>2:24.234</b>	3
9	70	John Fyda	45.696	8	11	1:12.758	6	10	27.283	9	14	2:25.737	<b>2:26.856</b>	6
10	82	Andrew Garside	45.922	7	12	1:13.063	6	11	27.275	7	13	2:26.260	<b>2:27.108</b>	7
11	58	Richard Smeeton	45.164	8	9	1:13.166	4	12	26.672	4	8	2:25.002	<b>2:25.670</b>	4
12	65	Urs Mueller	46.037	7	14	1:13.945	3	17	27.350	9	15	2:27.332	<b>2:27.613</b>	3
13	41	Harrison Scott	46.962	7	21	1:14.563	6	19	26.976	5	11	2:28.501	<b>2:28.763</b>	6
14	32	Ray Mallock	46.747	4	18	1:14.550	4	18	27.534	6	17	2:28.831	<b>2:29.112</b>	4
15	83	Martin Walford	46.101	6	15	1:13.834	5	15	27.651	8	18	2:27.586	<b>2:28.439</b>	6
16	48	John Delane	46.961	7	20	1:15.637	7	26	27.777	5	21	2:30.375	<b>2:30.874</b>	7
17	183	Jonathan Fyda	47.313	7	24	1:15.031	9	20	27.976	4	23	2:30.320	<b>2:31.536</b>	9
18	161	Andrew Beaumont	45.954	3	13	1:13.576	7	14	27.512	7	16	2:27.042	<b>2:27.566</b>	3
19	50	David Innes	47.703	7	25	1:15.604	9	25	28.546	1	28	2:31.853	<b>2:31.925</b>	7
20	76	John Rees	48.075	7	28	1:15.154	4	23	27.681	3	20	2:30.910	<b>2:31.861</b>	7
21	194	Johannes Kistler	46.763	3	19	1:15.046	7	21	28.621	8	30	2:30.430	<b>2:31.634</b>	7
22	63	Greg Audi	46.983	6	22	1:15.250	9	24	28.188	5	25	2:30.421	<b>2:31.161</b>	6
23	14	Crispian Besley	47.861	6	26	1:15.731	7	28	28.219	5	27	2:31.811	<b>2:32.409</b>	7
24	88	Lukas Halusa	46.505	8	16	1:15.140	9	22	28.081	7	24	2:29.726	<b>2:30.134</b>	8
25	34	Nick Finburgh											<b>2:34.528</b>	9
26	72	Chris Chilcott	46.686	3	17	1:13.413	3	13	27.660	9	19	2:27.759	<b>2:27.892</b>	3
27	98	Chris Merrick	48.076	8	29	1:16.497	6	29	28.585	9	29	2:33.158	<b>2:34.243</b>	8
28	42	Martin Aubert	48.631	7	31	1:16.699	6	30	28.209	5	26	2:33.539	<b>2:34.518</b>	5
29	46	Chris Alford	48.742	7	32	1:17.866	4	32	29.558	5	35	2:36.166	<b>2:36.756</b>	7
30	19	Ralf Emmerling	48.925	7	33	1:18.481	7	34	29.643	6	36	2:37.049	<b>2:37.301</b>	7
31	43	Ian Simmonds	49.000	7	34	1:18.454	6	33	29.480	5	34	2:36.934	<b>2:37.182</b>	7
32	283	Arlette Mueller	48.572	5	30	1:17.604	7	31	29.376	7	32	2:35.552	<b>2:36.407</b>	5
33	36	Tony Best	49.515	7	36	1:18.896	5	35	29.247	7	31	2:37.658	<b>2:37.792</b>	7
34	77	Richard Nitschke	50.843	6	38	1:19.832	3	38	29.678	8	37	2:40.353	<b>2:41.099</b>	8
35	2	Christopher Milner	49.136	5	35	1:18.996	6	36	30.648	7	39	2:38.780	<b>2:39.586</b>	6
36	39	Simon Durling	51.383	5	41	1:20.893	4	41	29.402	8	33	2:41.678	<b>2:42.774</b>	8
37	15	Ian Phillips	51.205	7	40	1:20.799	7	40	31.177	8	42	2:43.181	<b>2:44.122</b>	7
38	94	Geoff Underwood	51.403	7	42	1:21.781	5	44	31.030	6	41	2:44.214	<b>2:44.916</b>	5
39	171	Andrew Thorpe	50.301	7	37	1:19.215	8	37	31.963	8	47	2:41.479	<b>2:43.807</b>	7
40	30	Trevor Griffiths	51.794	5	44	1:22.245	6	45	31.329	6	45	2:45.368	<b>2:46.232</b>	6
41	9	Patrick Barford	51.025	5	39	1:21.502	7	42	31.002	7	40	2:43.529	<b>2:45.244</b>	7
42	51	Larry Kinch	52.417	5	47	1:23.489	2	48	31.232	8	44	2:47.138	<b>2:48.520</b>	3
43	99	Simon Jones	52.253	5	46	1:22.438	4	46	31.232	6	43	2:45.923	<b>2:46.856</b>	5
44	74	Francesco Baldanza	51.827	3	45	1:23.283	8	47	32.962	6	49	2:48.072	<b>2:48.604</b>	5



Session Start: 09:05:52 - Finish: 09:27:08

Weather/Track Conditions: Bright / Dry

Circuit: Silverstone Historic Grand Prix

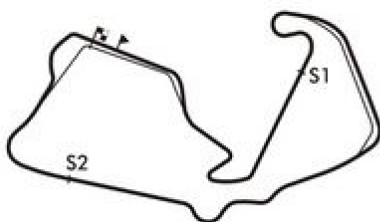
Track Length: 5.857 Km - 3.6394 miles

# Silverstone Classic - 29 - 31 Jul 2016

## Commander Yorke Trophy for Historic Formula Junior

### Race 1 - Best Sector Times

POS	NO	DRIVER/S	Sector 1			Sector 2			Sector 3			IDEAL LAP	BEST LAP	On
			TIME	LAP	POS	TIME	LAP	POS	TIME	LAP	POS			
45	54	Martin Halusa	51.505	5	43	1:20.779	5	39	31.595	4	46	2:43.879	<b>2:44.732</b>	<b>5</b>
46	16	Peter Fenichel	54.284	3	48	1:25.850	3	49	32.128	3	48	2:52.262	<b>2:52.262</b>	<b>3</b>
47	11	Will Mitcham	47.020	4	23	1:13.862	7	16	27.267	7	12	2:28.149	<b>2:28.460</b>	<b>4</b>
48	26	Roger Dexter	56.665	3	49	1:29.434	1	51	33.214	3	50	2:59.313	<b>3:02.954</b>	<b>3</b>
49	190	Mike Gosbell	57.940	6	50	1:27.813	4	50	34.861	4	51	3:00.614	<b>3:01.334</b>	<b>4</b>
50	28	Anthony Nobles											<b>3:12.444</b>	<b>7</b>
51	114	Julia De Baldanza	1:05.938	3	51	1:40.209	4	52	40.870	6	52	3:27.017	<b>3:27.318</b>	<b>3</b>
52	92	Westie Mitchell	44.167	2	3	1:11.134	2	4	26.885	1	10	2:22.186	<b>2:22.260</b>	<b>2</b>
53	71	James Hicks	47.949	2	27	1:15.662	3	27	27.805	3	22	2:31.416	<b>2:31.560</b>	<b>3</b>
54	90	Andrew Hayden	1:57.842	1	52	1:21.713	1	43	30.347	1	38	3:49.902	<b>2:46.043</b>	<b>1</b>



**Session Start: 09:05:52 - Finish: 09:27:08**

**Weather/Track Conditions: Bright / Dry**

**Circuit: Silverstone Historic Grand Prix**

**Track Length: 5.857 Km - 3.6394 miles**

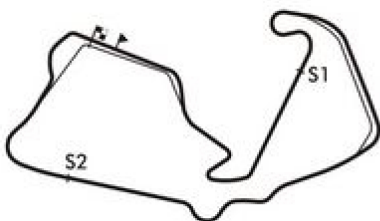


# Silverstone Classic - 29 - 31 Jul 2016

## Commander Yorke Trophy for Historic Formula Junior

### Race 1 - Best Sector Speeds

	NO	SECTOR 1	MPH	NO	SECTOR 2	MPH	NO	SECTOR 3	MPH
1	80	Nicholas Fennell	123.6	70	John Fyda	131.3	92	Westie Mitchell	95.5
2	70	John Fyda	123.1	79	Andrew Hibberd	130.3	79	Andrew Hibberd	95.2
3	79	Andrew Hibberd	123.1	82	Andrew Garside	129.6	53	Sam Wilson	94.5
4	82	Andrew Garside	123.1	181	Gregory Thornton	129.1	66	Cameron Jackson	94.5
5	194	Johannes Kistler	123.1	57	Callum Grant	128.1	80	Nicholas Fennell	94.0
6	161	Andrew Beaumont	122.5	58	Richard Smeeton	127.8	82	Andrew Garside	93.5
7	83	Martin Walford	122.2	161	Andrew Beaumont	127.8	57	Callum Grant	93.3
8	53	Sam Wilson	122.0	53	Sam Wilson	127.6	69	Stuart Roach	93.2
9	57	Callum Grant	121.8	80	Nicholas Fennell	127.6	83	Martin Walford	93.1
10	181	Gregory Thornton	121.6	83	Martin Walford	127.6	181	Gregory Thornton	92.8
11	92	Westie Mitchell	120.9	92	Westie Mitchell	127.6	72	Chris Chilcott	92.7
12	32	Ray Mallock	120.7	72	Chris Chilcott	126.9	61	Simon Diffey	92.4
13	58	Richard Smeeton	120.7	65	Urs Mueller	125.9	88	Lukas Halusa	92.4
14	61	Simon Diffey	119.8	61	Simon Diffey	125.7	63	Greg Audi	92.3
15	65	Urs Mueller	119.8	32	Ray Mallock	125.2	65	Urs Mueller	92.3
16	72	Chris Chilcott	119.6	183	Jonathan Fyda	125.2	58	Richard Smeeton	91.9
17	66	Cameron Jackson	119.2	66	Cameron Jackson	125.0	161	Andrew Beaumont	91.9
18	11	Will Mitcham	117.9	48	John Delane	124.3	70	John Fyda	91.6
19	69	Stuart Roach	117.9	69	Stuart Roach	124.0	194	Johannes Kistler	91.2
20	88	Lukas Halusa	117.7	11	Will Mitcham	123.8	283	Arlette Mueller	90.7
21	48	John Delane	117.1	194	Johannes Kistler	123.6	41	Harrison Scott	90.3
22	15	Ian Phillips	116.7	71	James Hicks	123.4	50	David Innes	90.1
23	71	James Hicks	116.1	88	Lukas Halusa	123.4	71	James Hicks	89.8
24	63	Greg Audi	115.5	2	Christopher Milner	122.9	11	Will Mitcham	89.1
25	50	David Innes	115.3	90	Andrew Hayden	122.5	32	Ray Mallock	89.1
26	43	Ian Simmonds	114.7	283	Arlette Mueller	121.8	48	John Delane	89.1
27	98	Chris Merrick	114.5	98	Chris Merrick	121.6	76	John Rees	89.0
28	183	Jonathan Fyda	114.5	63	Greg Audi	121.4	183	Jonathan Fyda	88.9
29	42	Martin Aubert	114.3	76	John Rees	121.4	98	Chris Merrick	88.5
30	76	John Rees	113.6	43	Ian Simmonds	121.1	42	Martin Aubert	88.3
31	2	Christopher Milner	113.4	14	Crispian Besley	120.1	14	Crispian Besley	88.0
32	171	Andrew Thorpe	112.8	50	David Innes	120.1	19	Ralf Emmerling	87.6
33	283	Arlette Mueller	112.4	42	Martin Aubert	119.8	46	Chris Alford	87.4
34	14	Crispian Besley	111.7	36	Tony Best	119.4	36	Tony Best	87.0
35	36	Tony Best	111.5	171	Andrew Thorpe	118.6	90	Andrew Hayden	86.8
36	46	Chris Alford	111.3	54	Martin Halusa	118.4	43	Ian Simmonds	86.6
37	41	Harrison Scott	110.2	74	Francesco Baldanza	118.4	77	Richard Nitschke	86.6
38	54	Martin Halusa	109.8	46	Chris Alford	117.3	39	Simon Durling	86.3
39	190	Mike Gosbell	109.7	41	Harrison Scott	116.7	54	Martin Halusa	85.4
40	39	Simon Durling	109.5	77	Richard Nitschke	116.5	171	Andrew Thorpe	84.7



**Session Start: 09:05:52 - Finish: 09:27:08**

**Weather/Track Conditions: Bright / Dry**

**Circuit: Silverstone Historic Grand Prix**

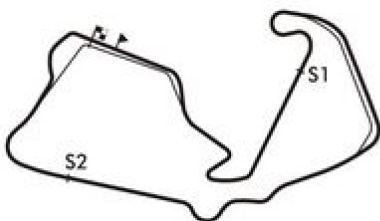
**Track Length: 5.857 Km - 3.6394 miles**

# Silverstone Classic - 29 - 31 Jul 2016

## Commander Yorke Trophy for Historic Formula Junior

### Race 1 - Best Sector Speeds

41	19	Ralf Emmerling	108.8	9	Patrick Barford	115.9	74	Francesco Baldanza	83.9
42	9	Patrick Barford	107.4	39	Simon Durling	115.7	94	Geoff Underwood	83.9
43	94	Geoff Underwood	107.2	19	Ralf Emmerling	113.7	9	Patrick Barford	83.6
44	77	Richard Nitschke	106.9	15	Ian Phillips	113.2	2	Christopher Milner	82.0
45	74	Francesco Baldanza	106.5	94	Geoff Underwood	113.2	15	Ian Phillips	81.1
46	51	Larry Kinch	105.4	51	Larry Kinch	111.8	30	Trevor Griffiths	81.1
47	30	Trevor Griffiths	104.2	30	Trevor Griffiths	110.7	51	Larry Kinch	80.4
48	99	Simon Jones	104.0	99	Simon Jones	110.6	99	Simon Jones	78.0
49	16	Peter Fenichel	99.3	16	Peter Fenichel	108.1	16	Peter Fenichel	76.3
50	90	Andrew Hayden	94.4	190	Mike Gosbell	106.0	26	Roger Dexter	75.3
51	26	Roger Dexter	92.2	26	Roger Dexter	101.1	190	Mike Gosbell	73.8
52	114	Julia De Baldanza	80.5	114	Julia De Baldanza	90.8	114	Julia De Baldanza	64.9
53	28	Anthony Nobles	0.0	28	Anthony Nobles	0.0	28	Anthony Nobles	0.0
54	34	Nick Finburgh	0.0	34	Nick Finburgh	0.0	34	Nick Finburgh	0.0



**Session Start: 09:05:52 - Finish: 09:27:08**

**Weather/Track Conditions: Bright / Dry**

**Circuit: Silverstone Historic Grand Prix**

**Track Length: 5.857 Km - 3.6394 miles**





# Silverstone Classic - 29 - 31 Jul 2016

## Commander Yorke Trophy for Historic Formula Junior

### Race 1 - Lap Chart

Lap 7			Lap 8			Lap 9		
NO	Behind	Laptime	NO	Behind	Laptime	NO	Behind	Laptime
53		2:21.986	53		2:20.896	53		2:23.870
79	1.372	2:21.109	79	2.675	2:22.199	114	3 LAPS	3:31.589
2	1 LAP	2:39.586	77	1 LAP	2:42.226	79	1.073	2:22.268
80	14.119	2:24.742	57	16.780	2:23.378	19	1 LAP	2:40.546
57	14.298	2:26.329	80	17.806	2:24.583	43	1 LAP	2:40.431
66	14.545	2:23.701	66	18.407	2:24.758	283	1 LAP	2:42.863
15	1 LAP	2:45.560	2	1 LAP	2:42.157	36	1 LAP	2:40.123
94	1 LAP	2:46.246	69	27.510	2:26.471	57	16.611	2:23.701
39	1 LAP	2:47.378	15	1 LAP	2:44.122	80	18.072	2:24.136
69	21.935	2:26.186	39	1 LAP	2:43.860	66	19.300	2:24.763
171	1 LAP	2:46.790	94	1 LAP	2:46.081	26	2 LAPS	3:06.836
51	1 LAP	2:50.372	61	44.305	2:30.157	190	2 LAPS	3:04.441
30	1 LAP	2:46.232	28	2 LAPS	3:12.708	77	1 LAP	2:41.099
99	1 LAP	2:47.492	181	46.447	2:25.202	69	30.512	2:26.872
61	35.044	2:26.635	171	1 LAP	2:43.807	2	1 LAP	2:43.494
9	1 LAP	2:45.538	70	54.170	2:27.745	61	47.906	2:27.471
181	42.141	2:25.792	30	1 LAP	2:47.651	181	48.345	2:25.768
74	1 LAP	2:49.116	82	57.419	2:30.700	70	58.820	2:28.520
70	47.321	2:27.415	51	1 LAP	2:50.966	39	1 LAP	2:42.774
82	47.615	2:27.108	9	1 LAP	2:45.244	15	1 LAP	2:47.026
65	57.714	2:28.154	99	1 LAP	2:51.758	82	1:06.743	2:33.194
58	1:00.697	2:27.635	65	1:06.164	2:29.346	94	1 LAP	2:46.630
11	1:01.816	2:28.697	58	1:06.417	2:26.616	171	1 LAP	2:44.102
32	1:03.671	2:29.630	74	1 LAP	2:50.917	58	1:11.217	2:28.670
41	1:05.182	2:29.379	41	1:15.697	2:31.411	65	1:12.300	2:30.006
54	1 LAP	2:46.300	32	1:19.180	2:36.405	30	1 LAP	2:47.538
16	1 LAP	2:59.856	83	1:22.327	2:29.810	9	1 LAP	2:46.208
83	1:13.413	2:29.055	48	1:32.060	2:34.139	51	1 LAP	2:49.086
114	2 LAPS	3:30.883	183	1:32.819	2:34.531	41	1:25.473	2:33.646
48	1:18.817	2:30.874	54	1 LAP	2:48.068	32	1:27.674	2:32.364
183	1:19.184	2:31.836	50	1:37.584	2:34.222	83	1:28.110	2:29.653
50	1:24.258	2:31.925	76	1:38.365	2:33.587	99	1 LAP	2:53.759
194	1:25.200	2:31.634	161	1:39.373	2:30.078	28	2 LAPS	3:12.444
76	1:25.674	2:31.861	194	1:39.959	2:35.655	74	1 LAP	2:48.713
63	1:28.826	2:32.289	63	1:40.476	2:32.546	48	1:40.052	2:31.862
14	1:29.691	2:32.409	14	1:44.109	2:35.314	183	1:40.485	2:31.536
161	1:30.191	2:27.708	16	1 LAP	3:00.462	161	1:45.162	2:29.659
34	1:51.072	2:34.777	88	2:02.426	2:30.134	50	1:46.062	2:32.348
88	1:53.188	2:32.078	34	2:05.059	2:34.883	76	1:46.538	2:32.043
98	1:54.689	2:36.204	98	2:08.036	2:34.243	194	1:48.049	2:31.960
42	1:55.914	2:37.760	42	2:10.438	2:35.420	63	1:48.490	2:31.884
26	1 LAP	3:05.442	72	2:10.888	2:29.220	14	1:55.082	2:34.843
46	1:59.097	2:36.756	46	2:17.524	2:39.323	54	1 LAP	2:48.821
72	2:02.564	2:29.712				88	2:09.417	2:30.861
190	1 LAP	3:02.547				34	2:15.717	2:34.528
19	2:07.095	2:37.301				72	2:16.185	2:29.167
43	2:07.739	2:37.182				98	2:18.864	2:34.698
283	2:08.676	2:37.566				42	2:24.171	2:37.603
36	2:12.943	2:37.792				16	1 LAP	2:57.265
						46	2:33.455	2:39.801

Session Start: 09:05:52 - Finish: 09:27:08

Weather/Track Conditions: Bright / Dry

Circuit: Silverstone Historic Grand Prix

Track Length: 5.857 Km - 3.6394 miles

# Silverstone Classic - 29 - 31 Jul 2016

## Commander Yorke Trophy for Historic Formula Junior

### Race 1 - Lap Chart

Lap 1			Lap 2			Lap 3			Lap 4			Lap 5			Lap 6		
NO	Behind	Laptime	NO	Behind	Laptime	NO	Behind	Laptime	NO	Behind	Laptime	NO	Behind	Laptime	NO	Behind	Laptime
114	1:24.364	3:44.047															

*Session Start: 09:05:52 - Finish: 09:27:08*  
*Weather/Track Conditions: Bright / Dry*  
*Circuit: Silverstone Historic Grand Prix*  
*Track Length: 5.857 Km - 3.6394 miles*

# Silverstone Classic - 29 - 31 Jul 2016

## Commander Yorke Trophy for Historic Formula Junior

### Race 1 - Lap Chart

Lap 7			Lap 8			Lap 9		
NO	Behind	Laptime	NO	Behind	Laptime	NO	Behind	Laptime

*Session Start: 09:05:52 - Finish: 09:27:08*  
*Weather/Track Conditions: Bright / Dry*  
*Circuit: Silverstone Historic Grand Prix*  
*Track Length: 5.857 Km - 3.6394 miles*



**Silverstone Classic - 29 - 31 Jul 2016**

**Commander Yorke Trophy for Historic Formula Junior  
Race 12 - Starting Grid - Amended**

Sheet No:

Start Time : 09:00 - Heat Duration : 20 Minutes

27	53	<b>114</b> Julia De Baldanza	54	<b>72</b> Chris Chilcott
26	51	<b>26</b> Roger Dexter	52	<b>28</b> Anthony Nobles
25	49	<b>190</b> Mike Gosbell	50	<b>2</b> Christopher Milner
24	47	<b>99</b> Simon Jones	48	<b>94</b> Geoff Underwood
23	45	<b>74</b> Francesco Baldanza	46	<b>16</b> Peter Fenichel
22	43	<b>54</b> Martin Halusa	44	<b>51</b> Larry Kinch
21	41	<b>9</b> Patrick Barford	42	<b>171</b> Andrew Thorpe
20	39	<b>77</b> Richard Nitschke	40	<b>15</b> Ian Phillips
19	37	<b>43</b> Ian Simmonds	38	<b>30</b> Trevor Griffiths
18	35	<b>283</b> Arlette Mueller	36	<b>39</b> Simon Durling
17	33	<b>36</b> Tony Best	34	<b>19</b> Ralf Emmerling
16	31	<b>90</b> Andrew Hayden	32	<b>42</b> Martin Aubert
15	29	<b>34</b> Nick Finburgh	30	<b>46</b> Chris Alford
14	27	<b>194</b> Johannes Kistler	28	<b>98</b> Chris Merrick
13	25	<b>14</b> Crispian Besley	26	<b>63</b> Greg Audi
12	23	<b>50</b> David Innes	24	<b>183</b> Jonathan Fyda
11	21	<b>88</b> Lukas Halusa	22	<b>32</b> Ray Mallock

Reserves in order: 40, 170.

Circuit: Silverstone Historic Grand Prix  
Track Length: 5.857 Km - 3.6394 miles

These results are provisional until the conclusion of any judicial and technical matters.

Clerk of the Course:

Timekeeper:

Issued at:



## Silverstone Classic - 29 - 31 Jul 2016

### Commander Yorke Trophy for Historic Formula Junior Race 12 - Starting Grid - Amended

Sheet No:

Start Time : 09:00 - Heat Duration : 20 Minutes

10	19	<b>76</b> John Rees	20	<b>41</b> Harrison Scott
9	17	<b>71</b> James Hicks	18	<b>48</b> John Delane
8	15	<b>161</b> Andrew Beaumont	16	<b>83</b> Martin Walford
7	13	<b>33</b> Christopher Drake	14	<b>65</b> Urs Mueller
6	11	<b>69</b> Stuart Roach	12	<b>58</b> Richard Smeeton
5	9	<b>82</b> Andrew Garside	10	<b>70</b> John Fyda
4	7	<b>80</b> Nicholas Fennell	8	<b>61</b> Simon Diffey
3	5	<b>57</b> Callum Grant	6	<b>181</b> Gregory Thornton
2	3	<b>92</b> Westie Mitchell	4	<b>66</b> Cameron Jackson
1	1	<b>79</b> Andrew Hibberd	2	<b>53</b> Sam Wilson

ROW Pole Right

Reserves in order: 40, 170.

Circuit: Silverstone Historic Grand Prix  
Track Length: 5.857 Km - 3.6394 miles

These results are provisional until the conclusion of any judicial and technical matters.

Clerk of the Course:

Timekeeper:

Issued at:



## Silverstone Classic - 29 - 31 Jul 2016

### Stirling Moss Trophy for Pre '61 Sports Cars Race 2 - Classification

Sheet No:

POS	NO	DRIVER/S	CLASS	CLASS POS	CAR MAKE / MODEL	TIME	LAPS	GAP	DIFF	MPH	BEST	ON
1	46	Sam Hancock	MT6	1	Ferrari 246S	50:53.526	20	-- 20 laps		85.81	2:26.904	12
2	16	Richard Kent	MT6	2	Lister Costin Jaguar	51:21.781	20	28.255	28.255	85.02	2:27.519	2
3	8	Wood-Nuthall	MT6	3	Lister Knobbly	51:23.363	20	29.837	1.582	84.98	2:28.032	19
4	251	Lewis-McIntyre	MT6	4	Lister Knobbly	51:49.606	20	56.080	26.243	84.26	2:26.975	15
5	1	Bryant O-Bryant G	MT5	1	Lotus 15	52:07.521	20	1:13.995	17.915	83.78	2:26.537	12
6	29	Bellinger-Ahlers	MT1	1	Lola Mk1 Prototype	52:20.749	20	1:27.223	13.228	83.43	2:29.233	2
7	42	Paul Woolley	MT5	2	Cooper Monaco	52:57.476	20	2:03.950	36.727	82.46	2:31.379	2
8	12	Brooks-Blakeney Edwards	MT6	5	Lister Jaguar 'Flat Iron'	53:01.979	20	2:08.453	4.503	82.34	2:32.221	2
9	23	Darren McWhirter	MT6	6	Tojeiro Jaguar	53:04.615	20	2:11.089	2.636	82.28	2:29.778	2
10	77	Mahmoud-Audi	MT5	3	Cooper Monaco T49	51:09.308	19	-- 19 laps	35.903	81.10	2:32.017	18
11	66	Maeers-Martin	MT5	4	Cooper Monaco	51:12.260	19	2.952	2.952	81.02	2:32.891	13
12	4	Champion-Stretton	MT4	1	Lotus XI Le Mans	51:52.569	19	43.261	40.309	79.98	2:32.881	17
13	85	Fell-Nuthall	MT6	7	Lister Jaguar Knobbly	52:42.967	19	1:33.659	50.398	78.70	2:36.847	12
14	20	Harrison-Watts	MT3	1	Rejo Mk3	52:43.700	19	1:34.392	0.733	78.68	2:36.858	19
15	18	Ditheridge-Cannell	MT5	5	Cooper Monaco	52:57.185	19	1:47.877	13.485	78.35	2:36.192	15
16	35	Gregory De Prins	MT3	2	Rejo Mk4	53:20.602	19	2:11.294	23.417	77.77	2:40.174	15
17	70	Kremer D-Kremer G	MT5	6	Lotus 15	53:59.369	19	2:50.061	38.767	76.84	2:29.151	2
18	111	Hans Hübner	MT6	8	Lister Jaguar Knobbly	51:12.025	18	-- 18 laps	30.221	76.76	2:41.122	16
19	19	Hooper-Emmerling	MT1	2	Elva Mk5	52:50.721	18	1:38.696	1:38.696	74.37	2:46.529	17
20	59	Roger Whiteside	MT5	7	Cooper T49 Monaco	53:21.340	18	2:09.315	30.619	73.66	2:48.136	16
21	21	Yates-Twyman	MT4	2	Lotus XI	51:44.066	17	-- 17 laps	1:12.949	71.75	2:38.526	17
22	123	Chris Lunn	MT6	9	Lister Jaguar Knobbly	51:30.836	16	-- 16 laps	2:25.296	67.82	2:50.103	11
----- NOT CLASSIFIED -----												
DNF 26		Bernberg-Ugo	MT1		Cooper T39 Bobtail	5:56.002	2	-- 2 laps --	1.242	73.60	2:52.011	1
DNF 22		Karsten Le Blanc	MT5		Cooper Monaco	40:40.092	15	-- 15 laps		80.54	2:33.884	2
DNF 6		Newall-Gibbon	MT6		Lister Chevrolet	24:12.676	9	-- 9 laps --	34.983	81.17	2:33.706	2
DNF 68		Marc Gordon	MT6		Jaguar XK150	23:23.910	8	-- 8 laps --	1:54.805	74.66	2:52.032	5
DNF 5		Gary Pearson	MT6		Lister Jaguar Knobbly	12:18.119	4	-- 4 laps --	30.934	71.00	2:27.759	1
DNF 64		Thorne-Todd	INV		Austin Healey 300	21:58.810	8	-- 8 laps --		79.47	2:42.394	2

#### ----- FASTEST LAP SUMMARY -----

NO	DRIVER/S	CLASS	CAR MAKE / MODEL	FASTEST LAP	ON	MPH
1	Bryant O-Bryant G	MT5	Lotus 15	2:26.537	12	89.41
46	Sam Hancock	MT6	Ferrari 246S	2:26.904	12	89.19
29	Bellinger-Ahlers	MT1	Lola Mk1 Prototype	2:29.233	2	87.79
4	Champion-Stretton	MT4	Lotus XI Le Mans	2:32.881	17	85.70
20	Harrison-Watts	MT3	Rejo Mk3	2:36.858	19	83.53
64	Thorne-Todd	INV	Austin Healey 300	2:42.394	2	80.68

Car 64 transponder working intermittently - Regulation Q.12.2.1 refers.  
Cars 44 & 118 - Non Starters

Session Start: 09:42:28 - Finish: 10:33:20  
Weather/Track Conditions: Bright / Dry  
Circuit: Silverstone Historic Grand Prix  
Track Length: 5.857 Km - 3.6394 miles

These results are provisional until the conclusion of any judicial and technical matters.

Clerk of the Course:

Timekeeper:

Issued at:







# Silverstone Classic - 29 - 31 Jul 2016

## Stirling Moss Trophy for Pre '61 Sports Cars

### Race 2 - Sector Analysis

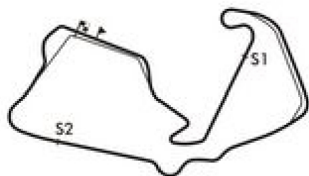
21 Yates-Twyman (MT4)									Lotus XI								
lap	Sect-1	Speed	Sect-2	Speed	Sect-3	Speed	TopSpeed	laptime pit	lap	Sect-1	Speed	Sect-2	Speed	Sect-3	Speed	Topspeed	laptime pit
1		96.3	1:33.603	106.5	36.729	70.6		3:13.929	10	51.302	106.5	1:21.828	113.0	30.522	83.0		2:43.652
2	1:01.635	93.2	1:35.180	102.8	40.031	68.6		3:16.846	11	50.204	107.2	1:20.902	114.7	29.860	84.0		2:40.966
3	1:02.685	97.3	1:35.131	107.2	37.820	66.4		3:15.636	12	50.096	108.1	1:20.286	113.6	29.494	84.6		2:39.876
4	1:03.145	99.0	1:34.600	106.4	37.627	71.1		3:15.372	13	49.719	107.9	1:20.674	113.9	30.292	78.4		2:40.685
5	1:00.844	98.8	1:34.422	107.5	37.397	71.5		3:12.663	14	50.318	108.1	1:20.315	113.9	29.862	85.1		2:40.495
6	1:00.609	99.4	1:34.862	105.5	37.221	72.2		3:12.692	15	49.831	107.9	1:20.182	113.4	29.645	85.9		2:39.658
7	1:01.065	93.2	1:34.837	102.5	38.232	71.4		3:14.134	16	50.200	109.1	1:19.931	114.1	29.836	85.2		2:39.967
8	1:00.289	98.1	1:33.556	104.4	37.889	70.6		3:11.734	17	49.615	107.9	1:19.424	114.1	29.487	84.6		2:38.526
9	1:00.809	93.2	2:54.904	111.3	31.522	81.7		4:27.235 P	18								

22 Karsten Le Blanc (MT5)									Cooper Monaco								
lap	Sect-1	Speed	Sect-2	Speed	Sect-3	Speed	TopSpeed	laptime pit	lap	Sect-1	Speed	Sect-2	Speed	Sect-3	Speed	Topspeed	laptime pit
1		105.8	1:18.635	128.1	29.357	89.0		2:42.768	9	47.725	116.9	1:17.364	129.3	30.407	89.4		2:35.496
2	47.850	121.1	1:16.872	127.6	29.162	88.7		2:33.884	10	48.256	111.8	1:17.442	126.6	29.384	87.0		2:35.082
3	48.160	111.7	1:19.262	126.6	30.918	87.6		2:38.340	11	48.209	115.5	1:16.912	120.3	29.996	88.7		2:35.117
4	48.182	117.3	1:19.806	123.1	30.668	83.2		2:38.656	12	48.308	114.7	1:17.168	127.1	29.718	85.8		2:35.194
5	49.390	112.6	1:18.222	125.0	31.267	87.6		2:38.879	13	49.201	116.1	1:20.149	125.0	29.278	87.8		2:38.628
6	49.146	111.7	1:18.264	128.6	30.080	87.7		2:37.490	14	48.628	117.7	1:17.935	125.7	29.576	85.9		2:36.139
7	48.665	108.1	1:18.004	129.3	29.678	87.0		2:36.347	15	49.015	114.5	2:43.244	125.2	29.980	86.7		4:02.239 P
8	48.501	119.4	1:17.219	126.9	30.113	88.1		2:35.833	16								

23 Darren McWhirter (MT6)									Tojeiro Jaguar								
lap	Sect-1	Speed	Sect-2	Speed	Sect-3	Speed	TopSpeed	laptime pit	lap	Sect-1	Speed	Sect-2	Speed	Sect-3	Speed	Topspeed	laptime pit
1		104.0	1:14.634	134.2	28.657	90.8		2:35.754	11	47.376	118.1	1:15.673	134.2	30.089	81.9		2:33.138
2	46.917	118.6	1:13.732	135.8	29.129	87.5		2:29.778	12	47.392	121.8	1:15.409	135.6	29.265	88.0		2:32.066
3	47.603	116.5	1:21.530	117.3	31.256	83.2		2:40.389	13	47.955	119.8	3:09.797	127.3	29.091	85.6		4:26.843 P
4	47.911	119.6	1:18.121	128.3	29.846	85.1		2:35.878	14	47.137	124.3	1:16.387	134.8	29.657	88.3		2:33.181
5	47.610	120.9	1:16.170	127.1	30.218	86.5		2:33.998	15	48.482	118.4	1:16.162	132.6	29.055	89.2		2:33.699
6	47.305	120.1	1:21.155	129.3	29.819	88.2		2:38.279	16	46.825	120.5	1:15.571	137.2	29.183	88.9		2:31.579
7	47.334	116.9	1:16.573	133.9	29.764	86.4		2:33.671	17	47.262	119.0	1:14.625	138.4	29.481	89.5		2:31.368
8	47.690	118.4	1:16.496	129.3	30.029	82.2		2:34.215	18	48.320	119.2	1:14.749	137.2	28.625	91.3		2:31.694
9	48.142	111.8	1:16.173	130.8	29.480	87.0		2:33.795	19	47.090	118.8	1:14.603	138.7	28.640	88.4		2:30.333
10	47.650	115.1	1:16.670	135.3	29.427	86.7		2:33.747	20	47.851	122.5	1:14.545	137.2	28.814	87.0		2:31.210

26 Bernberg-Ugo (MT1)									Cooper T39 Bobtail								
lap	Sect-1	Speed	Sect-2	Speed	Sect-3	Speed	TopSpeed	laptime pit	lap	Sect-1	Speed	Sect-2	Speed	Sect-3	Speed	Topspeed	laptime pit
1		99.4	1:22.164	113.9	31.048	78.1		2:52.011	2	51.815	108.1	1:22.183	103.2	49.993			3:03.991

29 Bellinger-Ahlers (MT1)									Lola Mk1 Prototype								
lap	Sect-1	Speed	Sect-2	Speed	Sect-3	Speed	TopSpeed	laptime pit	lap	Sect-1	Speed	Sect-2	Speed	Sect-3	Speed	Topspeed	laptime pit
1		113.0	1:15.697	121.4	27.709	88.1		2:33.436	11	46.544	116.1	2:47.079	119.0	28.688	86.3		4:02.311 P
2	46.951	116.3	1:14.518	120.9	27.764	84.1		2:29.233	12	48.061	115.5	1:17.588	119.0	28.881	85.9		2:34.530
3	47.496	114.5	1:17.048	119.6	29.506	84.9		2:34.050	13	48.263	112.4	1:17.457	119.4	28.577	87.5		2:34.297
4	48.369	116.3	1:17.358	121.4	28.675	87.4		2:34.402	14	47.877	113.7	1:16.678	119.4	30.682	89.2		2:35.237
5	47.501	114.1	1:17.376	120.7	28.419	87.2		2:33.296	15	47.593	116.5	1:16.510	120.7	28.182	89.1		2:32.285
6	47.371	116.7	1:15.716	123.1	28.271	88.1		2:31.358	16	47.668	113.7	1:17.090	124.5	28.434	88.5		2:33.192
7	47.148	114.5	1:15.242	119.6	28.040	87.2		2:30.430	17	47.646	114.1	1:16.907	119.2	28.341	86.3		2:32.894
8	46.881	114.5	1:15.274	120.7	28.391	89.5		2:30.546	18	47.904	113.6	1:15.790	121.1	28.728	86.0		2:32.422
9	46.660	117.1	1:15.069	120.1	27.845	89.7		2:29.574	19	48.282	112.4	1:16.194	120.1	28.243	86.7		2:32.719
10	47.547	115.7	1:15.255	120.5	27.821	89.5		2:30.623	20	48.018	113.2	1:17.803	119.8	28.093	88.8		2:33.914



**Session Start: 09:42:28 - Finish: 10:33:20**  
**Weather/Track Conditions: Bright / Dry**  
**Circuit: Silverstone Historic Grand Prix**  
**Track Length: 5.857 Km - 3.6394 miles**





# Silverstone Classic - 29 - 31 Jul 2016

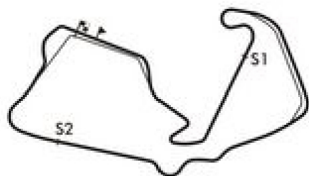
## Stirling Moss Trophy for Pre '61 Sports Cars

### Race 2 - Sector Analysis

111 Hans Hübner (MT6)									Lister Jaguar Knobbly								
lap	Sect-1	Speed	Sect-2	Speed	Sect-3	Speed	TopSpeed	laptime pit	lap	Sect-1	Speed	Sect-2	Speed	Sect-3	Speed	Topspeed	laptime pit
1		99.0	1:20.482	122.7	31.832	79.0		2:54.075	10	50.555	109.1	1:21.019	128.6	32.863	81.0		2:44.437
2	51.621	104.7	1:21.442	102.1	34.772	73.9		2:47.835	11	50.739	105.8	1:20.189	124.5	31.116	82.5		2:42.044
3	53.649	106.0	1:22.461	122.0	33.286	78.8		2:49.396	12	50.669	105.8	1:21.212	126.9	31.436	78.6		2:43.317
4	51.352	112.8	1:21.309	124.0	31.880	77.3		2:44.541	13	50.587	117.1	1:20.076	130.3	32.287	81.4		2:42.950
5	51.652	90.1	1:22.060	125.7	32.102	77.9		2:45.814	14	50.873	110.9	1:19.761	132.1	30.819	83.3		2:41.453
6	52.785	100.3	1:22.039	126.6	32.633	78.7		2:47.457	15	50.772	114.9	1:20.049	129.3	31.541	82.5		2:42.362
7	52.147	94.8	1:22.878	126.4	31.905	80.2		2:46.930	16	50.213	108.9	1:19.975	127.3	30.934	83.4		2:41.122
8	51.002	114.1	1:20.023	124.0	32.146	77.6		2:43.171	17	51.716	107.2	1:20.377	126.4	32.837	76.8		2:44.930
9	51.958	107.4	3:03.598	129.1	30.888	79.7		4:26.444 P	18	51.613	115.1	1:20.842	120.5	31.292	81.6		2:43.747

123 Chris Lunn (MT6)									Lister Jaguar Knobbly								
lap	Sect-1	Speed	Sect-2	Speed	Sect-3	Speed	TopSpeed	laptime pit	lap	Sect-1	Speed	Sect-2	Speed	Sect-3	Speed	Topspeed	laptime pit
1		106.2	1:22.431	127.6	33.066	73.3		2:58.276	9	53.831	96.1	3:04.276	102.1	33.193	76.0		4:31.300 P
2	53.888	103.9	1:25.795	128.8	36.801	72.7		2:56.484	10	54.152	104.7	1:22.568	118.4	33.978	75.7		2:50.698
3	55.774	103.2	1:28.167	121.6	34.655	76.0		2:58.596	11	54.510	106.4	1:22.380	122.9	33.213	78.4		2:50.103
4	53.969	108.1	1:24.471	122.9	34.214	74.2		2:52.654	12	54.501	106.7	1:25.859	111.5	33.739	67.7		2:54.099
5	53.881	103.4	1:24.258	113.2	34.127	78.4		2:52.266	13	56.431	105.0	3:12.208	93.3	36.161	62.4		4:44.800
6	55.056	104.4	1:25.435	120.7	37.250	74.3		2:57.741	14	57.457	91.6	2:58.448	117.5	33.410	73.7		4:29.315 P
7	53.125	104.7	1:26.138	121.1	33.179	79.8		2:52.442	15	55.615	105.8	1:27.734	113.7	33.621	72.7		2:56.970
8	54.830	107.9	1:24.374	122.7	32.847	78.6		2:52.051	16	53.348	101.2	1:26.133	117.9	33.560	77.0		2:53.041

251 Lewis-McIntyre (MT6)									Lister Knobbly								
lap	Sect-1	Speed	Sect-2	Speed	Sect-3	Speed	TopSpeed	laptime pit	lap	Sect-1	Speed	Sect-2	Speed	Sect-3	Speed	Topspeed	laptime pit
1		115.9	1:14.534	132.9	28.649	92.2		2:32.550	11	46.432	126.1	2:49.924	144.0	39.796	89.6		4:16.152 P
2	46.377	122.2	1:13.753	135.8	29.129	82.5		2:29.259	12	47.533	112.6	1:14.991	143.1	29.540	90.2		2:32.064
3	46.860	123.1	1:15.868	129.1	31.055	85.2		2:33.783	13	47.161	127.8	1:13.461	138.1	29.555	92.2		2:30.177
4	47.576	111.3	1:17.292	136.7	29.825	89.0		2:34.693	14	46.972	136.7	1:13.022	141.6	29.443	91.6		2:29.437
5	46.974	125.2	1:15.328	137.0	29.731	88.3		2:32.033	15	46.020	138.7	1:12.613	152.9	28.342	92.2		2:26.975
6	47.028	124.0	1:14.308	146.2	29.426	89.6		2:30.762	16	46.929	131.3	1:12.865	153.6	28.316	91.8		2:28.110
7	46.757	119.2	1:14.292	144.6	29.405	90.9		2:30.454	17	46.994	129.6	1:12.879	148.5	28.589	91.1		2:28.462
8	47.276	119.8	1:14.999	134.2	29.835	88.2		2:32.110	18	47.201	132.6	1:12.431	155.0	28.279	87.7		2:27.911
9	46.675	125.9	1:13.724	144.6	29.207	86.6		2:29.606	19	46.318	139.5	1:12.769	155.3	28.229	90.6		2:27.316
10	47.507	126.6	1:13.762	142.8	28.698	91.1		2:29.967	20	46.505	138.4	1:12.894	153.9	28.386	90.3		2:27.785



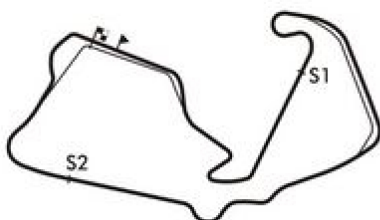
**Session Start: 09:42:28 - Finish: 10:33:20**  
**Weather/Track Conditions: Bright / Dry**  
**Circuit: Silverstone Historic Grand Prix**  
**Track Length: 5.857 Km - 3.6394 miles**

# Silverstone Classic - 29 - 31 Jul 2016

## Stirling Moss Trophy for Pre '61 Sports Cars

### Race 2 - Best Sector Times

POS	NO	DRIVER/S	Sector 1			Sector 2			Sector 3			IDEAL LAP	BEST LAP	On
			TIME	LAP	POS	TIME	LAP	POS	TIME	LAP	POS			
1	46	Sam Hancock	45.725	13	2	1:12.872	2	2	27.554	1	2	2:26.151	<b>2:26.904</b>	<b>12</b>
2	16	Richard Kent	45.944	15	3	1:13.245	1	3	27.612	1	3	2:26.801	<b>2:27.519</b>	<b>2</b>
3	8	Wood-Nuthall	45.978	9	4	1:13.613	1	5	27.956	19	5	2:27.547	<b>2:28.032</b>	<b>19</b>
4	251	Lewis-McIntyre	46.020	15	6	1:12.431	18	1	28.229	19	8	2:26.680	<b>2:26.975</b>	<b>15</b>
5	1	Bryant O-Bryant G	45.630	12	1	1:13.362	12	4	27.439	1	1	2:26.431	<b>2:26.537</b>	<b>12</b>
6	29	Bellinger-Ahlers	46.544	11	7	1:14.518	2	9	27.709	1	4	2:28.771	<b>2:29.233</b>	<b>2</b>
7	42	Paul Woolley	46.717	2	9	1:15.225	2	10	28.432	1	10	2:30.374	<b>2:31.379</b>	<b>2</b>
8	12	Brooks-Blakeney Edwards	47.208	8	11	1:15.711	1	12	28.603	2	12	2:31.522	<b>2:32.221</b>	<b>2</b>
9	23	Darren McWhirter	46.825	16	10	1:13.732	2	6	28.625	18	13	2:29.182	<b>2:29.778</b>	<b>2</b>
10	77	Mahmoud-Audi	47.728	16	15	1:15.376	18	11	28.820	18	14	2:31.924	<b>2:32.017</b>	<b>18</b>
11	66	Maeers-Martin	47.753	13	16	1:15.786	13	13	29.352	13	18	2:32.891	<b>2:32.891</b>	<b>13</b>
12	4	Champion-Stretton	47.302	15	12	1:16.409	17	15	28.567	17	11	2:32.278	<b>2:32.881</b>	<b>17</b>
13	85	Fell-Nuthall	48.752	12	17	1:17.477	18	18	29.738	11	21	2:35.967	<b>2:36.847</b>	<b>12</b>
14	20	Harrison-Watts	49.605	19	19	1:18.879	19	19	28.374	19	9	2:36.858	<b>2:36.858</b>	<b>19</b>
15	18	Ditheridge-Cannell	49.068	15	18	1:17.265	16	17	29.706	11	20	2:36.039	<b>2:36.192</b>	<b>15</b>
16	35	Gregory De Prins	49.863	14	21	1:19.681	19	21	29.074	16	16	2:38.618	<b>2:40.174</b>	<b>15</b>
17	70	Kremer D-Kremer 2	46.622	2	8	1:14.309	2	8	27.957	1	6	2:28.888	<b>2:29.151</b>	<b>2</b>
18	111	Hans Hübner	50.213	16	22	1:19.761	14	22	30.819	14	23	2:40.793	<b>2:41.122</b>	<b>16</b>
19	19	Hooper-Emmerling	51.940	18	25	1:22.877	18	27	31.469	17	25	2:46.286	<b>2:46.529</b>	<b>17</b>
20	59	Roger Whiteside	52.771	13	26	1:22.247	16	25	32.051	16	26	2:47.069	<b>2:48.136</b>	<b>16</b>
21	21	Yates-Twyman	49.615	17	20	1:19.424	17	20	29.487	17	19	2:38.526	<b>2:38.526</b>	<b>17</b>
22	123	Chris Lunn	53.125	7	27	1:22.380	11	26	32.847	8	28	2:48.352	<b>2:50.103</b>	<b>11</b>
23	22	Karsten Le Blanc	47.725	9	14	1:16.872	2	16	29.162	2	17	2:33.759	<b>2:33.884</b>	<b>2</b>
24	6	Newall-Gibbon	47.459	2	13	1:15.876	2	14	29.045	1	15	2:32.380	<b>2:33.706</b>	<b>2</b>
25	64	Thorne-Todd	50.918	4	23	1:21.891	6	23	30.543	3	22	2:43.352	<b>2:42.394</b>	<b>2</b>
26	68	Marc Gordon	53.836	5	28	1:25.720	5	28	32.197	4	27	2:51.753	<b>2:52.032</b>	<b>5</b>
27	5	Gary Pearson	45.988	2	5	1:13.943	2	7	28.117	1	7	2:28.048	<b>2:27.759</b>	<b>1</b>
28	26	Bernberg-Ugo	51.815	2	24	1:22.164	1	24	31.048	1	24	2:45.027	<b>2:52.011</b>	<b>1</b>



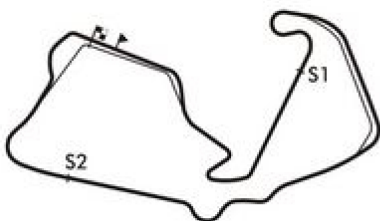
**Session Start: 09:42:28 - Finish: 10:33:20**  
**Weather/Track Conditions: Bright / Dry**  
**Circuit: Silverstone Historic Grand Prix**  
**Track Length: 5.857 Km - 3.6394 miles**

# Silverstone Classic - 29 - 31 Jul 2016

## Stirling Moss Trophy for Pre '61 Sports Cars

### Race 2 - Best Sector Speeds

	NO	SECTOR 1	MPH	NO	SECTOR 2	MPH	NO	SECTOR 3	MPH
1	251	Lewis-McIntyre	139.5	251	Lewis-McIntyre	155.3	46	Sam Hancock	93.7
2	16	Richard Kent	133.4	16	Richard Kent	145.3	8	Wood-Nuthall	92.2
3	46	Sam Hancock	129.8	5	Gary Pearson	143.4	251	Lewis-McIntyre	92.2
4	8	Wood-Nuthall	129.1	8	Wood-Nuthall	139.8	1	Bryant O-Bryant G	91.9
5	12	Brooks-Blakeney Edwards	126.4	46	Sam Hancock	139.8	6	Newall-Gibbon	91.8
6	1	Bryant O-Bryant G	124.5	23	Darren McWhirter	138.7	42	Paul Woolley	91.6
7	23	Darren McWhirter	124.3	6	Newall-Gibbon	137.5	66	Maeers-Martin	91.4
8	66	Maeers-Martin	124.3	12	Brooks-Blakeney Edwards	135.0	23	Darren McWhirter	91.3
9	70	Kremer D-Kremer G	123.8	85	Fell-Nuthall	134.5	16	Richard Kent	90.6
10	5	Gary Pearson	123.6	1	Bryant O-Bryant G	133.2	5	Gary Pearson	90.2
11	85	Fell-Nuthall	122.0	70	Kremer D-Kremer G	132.4	29	Bellinger-Ahlers	89.7
12	22	Karsten Le Blanc	121.1	111	Hans Hübner	132.1	22	Karsten Le Blanc	89.4
13	42	Paul Woolley	120.3	66	Maeers-Martin	131.6	12	Brooks-Blakeney Edwards	89.1
14	77	Mahmoud-Audi	120.3	22	Karsten Le Blanc	129.3	70	Kremer D-Kremer G	89.0
15	4	Champion-Stretton	120.1	42	Paul Woolley	129.3	4	Champion-Stretton	88.8
16	18	Ditheridge-Cannell	118.4	123	Chris Lunn	128.8	18	Ditheridge-Cannell	88.2
17	6	Newall-Gibbon	117.1	18	Ditheridge-Cannell	128.6	77	Mahmoud-Audi	88.0
18	29	Bellinger-Ahlers	117.1	77	Mahmoud-Audi	127.1	85	Fell-Nuthall	86.3
19	111	Hans Hübner	117.1	4	Champion-Stretton	126.4	21	Yates-Twyman	85.9
20	59	Roger Whiteside	116.7	29	Bellinger-Ahlers	124.5	20	Harrison-Watts	85.5
21	64	Thorne-Todd	110.7	59	Roger Whiteside	122.2	35	Gregory De Prins	85.1
22	21	Yates-Twyman	109.1	68	Marc Gordon	118.4	64	Thorne-Todd	84.7
23	68	Marc Gordon	108.9	21	Yates-Twyman	114.7	111	Hans Hübner	83.4
24	26	Bernberg-Ugo	108.1	26	Bernberg-Ugo	113.9	59	Roger Whiteside	82.6
25	123	Chris Lunn	108.1	35	Gregory De Prins	113.4	19	Hooper-Emmerling	82.3
26	19	Hooper-Emmerling	107.0	64	Thorne-Todd	111.8	123	Chris Lunn	79.8
27	35	Gregory De Prins	106.9	20	Harrison-Watts	110.9	26	Bernberg-Ugo	78.1
28	20	Harrison-Watts	105.2	19	Hooper-Emmerling	110.6	68	Marc Gordon	77.8



**Session Start: 09:42:28 - Finish: 10:33:20**  
**Weather/Track Conditions: Bright / Dry**  
**Circuit: Silverstone Historic Grand Prix**  
**Track Length: 5.857 Km - 3.6394 miles**

# Silverstone Classic - 29 - 31 Jul 2016

## Stirling Moss Trophy for Pre '61 Sports Cars

### Race 2 - Lap Chart

Lap 1			Lap 2			Lap 3			Lap 4			Lap 5			Lap 6		
NO	Behind	Laptime	NO	Behind	Laptime	NO	Behind	Laptime	NO	Behind	Laptime	NO	Behind	Laptime	NO	Behind	Laptime
5		2:27.759	5		2:28.365	46		2:30.757	46		2:28.978	46		2:29.433	46		2:28.901
8	0.421	2:28.180	46	0.209	2:27.882	1	0.712	2:30.451	1	0.390	2:28.656	16	6.177	2:31.119	16	6.349	2:29.073
46	0.692	2:28.451	8	0.891	2:28.835	16	2.254	2:32.131	8	3.652	2:30.103	8	6.839	2:32.620	1	8.239	2:28.565
1	1.030	2:28.789	16	1.089	2:27.519	8	2.527	2:32.602	16	4.491	2:31.215	1	8.575	2:37.618	8	9.265	2:31.327
16	1.935	2:29.694	1	1.227	2:28.562	5	7.214	2:38.180	251	14.217	2:34.693	251	16.817	2:32.033	251	18.678	2:30.762
70	3.823	2:31.582	70	4.609	2:29.151	251	8.502	2:33.783	70	14.923	2:34.644	70	18.402	2:32.912	29	21.373	2:31.358
251	4.791	2:32.550	251	5.685	2:29.259	70	9.257	2:35.614	29	15.053	2:34.402	29	18.916	2:33.296	70	23.476	2:33.975
29	5.677	2:33.436	29	6.545	2:29.233	29	9.629	2:34.050	42	19.505	2:34.737	42	24.043	2:33.971	42	28.434	2:33.292
42	6.684	2:34.443	23	9.408	2:29.778	42	13.746	2:35.014	12	21.730	2:34.572	12	26.482	2:34.185	12	31.546	2:33.965
23	7.995	2:35.754	42	9.698	2:31.379	12	16.136	2:34.808	23	25.731	2:35.878	23	30.296	2:33.998	23	39.674	2:38.279
12	8.438	2:36.197	12	12.294	2:32.221	23	18.831	2:40.389	6	35.922	2:39.853	21	1 LAP	3:15.372	66	54.776	2:37.869
66	11.160	2:38.919	66	17.879	2:35.084	6	25.047	2:37.423	66	36.583	2:38.607	66	45.808	2:38.658	77	55.261	2:37.988
77	11.646	2:39.405	6	18.590	2:33.706	66	26.954	2:40.041	77	37.184	2:38.659	77	46.174	2:38.423	22	55.615	2:37.490
6	13.249	2:41.008	77	18.921	2:35.640	77	27.503	2:39.548	22	37.580	2:38.656	22	47.026	2:38.879	6	1:07.924	2:44.180
22	15.009	2:42.768	22	20.528	2:33.884	22	27.902	2:38.340	85	58.778	2:42.601	6	52.645	2:46.156	21	1 LAP	3:12.663
4	17.284	2:45.043	4	28.546	2:39.627	85	45.155	2:46.174	4	59.585	2:43.060	85	1:13.397	2:44.052	4	1:26.512	2:41.465
85	18.467	2:46.226	85	29.947	2:39.845	4	45.503	2:47.923	64	1:04.679	2:45.439	4	1:13.948	2:43.796	85	1:27.551	2:43.055
18	18.896	2:46.655	18	30.510	2:39.979	64	48.218	2:44.772	20	1:04.919	2:43.277	18	1:20.131	2:42.985	64	1:38.070	2:46.465
64	20.383	2:48.142	64	34.412	2:42.394	20	50.620	2:46.858	18	1:06.579	2:42.155	64	1:20.506	2:45.260	18	1:38.751	2:47.521
20	21.567	2:49.326	20	34.728	2:41.526	18	53.402	2:53.858	111	1:19.779	2:44.541	20	1:30.422	2:54.936	20	1:44.727	2:43.206
26	24.252	2:52.011	111	45.786	2:47.835	111	1:04.216	2:49.396	35	1:20.614	2:45.184	111	1:36.160	2:45.814	111	1:54.716	2:47.457
111	26.316	2:54.075	35	46.306	2:48.207	35	1:04.408	2:49.068	19	1:45.980	2:53.844	35	1:36.266	2:45.085	35	1:57.635	2:50.270
35	26.464	2:54.223	19	55.898	2:55.497	19	1:21.114	2:56.182	59	1:48.454	2:52.150	19	2:09.118	2:52.571			
19	28.766	2:56.525	123	58.636	2:56.484	59	1:25.282	2:54.239	123	1:49.942	2:52.654	59	2:09.919	2:50.898			
123	30.517	2:58.276	26	59.878	3:03.991	123	1:26.266	2:58.596	68	1:51.117	2:53.026	123	2:12.775	2:52.266			
68	36.294	3:04.053	59	1:02.009	2:53.560	68	1:27.069	2:54.996	5	2:22.051	4:43.815	68	2:13.716	2:52.032			
59	36.814	3:04.573	68	1:03.039	2:55.110	21	2:19.321	3:15.636									
21	46.170	3:13.929	21	1:34.651	3:16.846												

Session Start: 09:42:28 - Finish: 10:33:20

Weather/Track Conditions: Bright / Dry

Circuit: Silverstone Historic Grand Prix

Track Length: 5.857 Km - 3.6394 miles

# Silverstone Classic - 29 - 31 Jul 2016

## Stirling Moss Trophy for Pre '61 Sports Cars

### Race 2 - Lap Chart

Lap 7			Lap 8			Lap 9			Lap 10			Lap 11			Lap 12		
NO	Behind	Laptime	NO	Behind	Laptime	NO	Behind	Laptime	NO	Behind	Laptime	NO	Behind	Laptime	NO	Behind	Laptime
46		2:28.962	46		2:28.415	46		2:28.245	46		2:28.247	46		2:27.913	46		2:26.904
59	1 LAP	2:50.361	1	6.022	2:27.860	1	5.086	2:27.309	1	4.697	2:27.858	1	3.516	2:26.732	1	3.149	2:26.537
19	1 LAP	2:52.489	16	10.522	2:30.912	16	11.779	2:29.502	16	12.766	2:29.234	20	1 LAP	2:40.507	8	15.820	2:28.951
1	6.577	2:27.300	8	11.995	2:29.537	8	12.788	2:29.038	8	13.614	2:29.073	16	13.201	2:28.348	21	3 LAPS	4:27.235
16	8.025	2:30.638	251	23.865	2:32.110	21	2 LAPS	3:14.134	35	1 LAP	2:47.340	8	13.773	2:28.072	35	1 LAP	2:41.396
68	1 LAP	2:54.933	29	24.972	2:30.546	251	25.226	2:29.606	251	26.946	2:29.967	35	1 LAP	2:41.130	59	2 LAPS	4:29.942
8	10.873	2:30.570	59	1 LAP	2:53.389	29	26.301	2:29.574	29	28.677	2:30.623	123	2 LAPS	4:31.300	70	55.883	2:32.988
123	1 LAP	2:57.741	19	1 LAP	2:52.493	70	39.506	2:37.459	70	44.604	2:33.345	70	49.799	2:33.108	123	2 LAPS	2:50.698
251	20.170	2:30.454	70	30.292	2:32.873	42	46.192	2:35.673	42	50.932	2:32.987	42	55.090	2:32.071	42	1:01.949	2:33.763
29	22.841	2:30.430	123	1 LAP	2:52.442	12	47.293	2:34.188	12	54.079	2:35.033	12	1:04.643	2:38.477	23	1:11.620	2:32.066
70	25.834	2:31.320	68	1 LAP	2:55.679	19	1 LAP	2:50.051	23	1:01.233	2:33.747	23	1:06.458	2:33.138	4	1 LAP	2:35.589
42	33.526	2:34.054	42	38.764	2:33.653	59	1 LAP	2:52.322	21	2 LAPS	3:11.734	4	1 LAP	2:38.221	66	1:37.674	2:34.891
12	36.846	2:34.262	12	41.350	2:32.919	23	55.733	2:33.795	19	1 LAP	2:49.829	66	1:29.687	2:34.116	22	1:39.998	2:35.194
23	44.383	2:33.671	23	50.183	2:34.215	123	1 LAP	2:52.051	59	1 LAP	2:51.323	77	1:30.635	2:34.551	16	1:45.730	3:59.433
66	1:02.328	2:36.514	66	1:09.070	2:35.157	68	1 LAP	2:54.081	4	1 LAP	4:23.842	22	1:31.708	2:35.117	20	1 LAP	4:13.086
77	1:02.817	2:36.518	22	1:10.418	2:35.833	66	1:16.336	2:35.511	66	1:23.484	2:35.395	19	1 LAP	2:50.466	85	1 LAP	2:39.645
22	1:03.000	2:36.347	77	1:10.711	2:36.309	77	1:17.122	2:34.656	77	1:23.997	2:35.122	85	1 LAP	4:32.393	29	2:10.701	2:34.530
6	1:23.265	2:44.303	6	1:37.326	2:42.476	22	1:17.669	2:35.496	22	1:24.504	2:35.082	18	1 LAP	2:39.438	18	1 LAP	2:37.949
4	1:38.527	2:40.977	4	1:50.737	2:40.625	18	1 LAP	4:38.498	18	1 LAP	2:40.895	29	2:03.075	4:02.311	251	2:20.345	2:32.064
85	1:40.996	2:42.407	85	1:55.008	2:42.427	6	1:52.652	2:43.571	111	1 LAP	4:26.444	111	1 LAP	2:44.437	111	1 LAP	2:42.044
64	1:52.524	2:43.416	64	2:07.031	2:42.922	85	2:07.659	2:40.896				251	2:15.185	4:16.152			
18	1:54.796	2:45.007	20	2:11.869	2:40.875	20	2:24.381	2:40.757									
20	1:59.409	2:43.644	111	2:27.440	2:43.171												
21	1 LAP	3:12.692	35	2:27.473	2:42.676												
111	2:12.684	2:46.930															
35	2:13.212	2:44.539															

**Session Start: 09:42:28 - Finish: 10:33:20**  
**Weather/Track Conditions: Bright / Dry**  
**Circuit: Silverstone Historic Grand Prix**  
**Track Length: 5.857 Km - 3.6394 miles**



# Silverstone Classic - 29 - 31 Jul 2016

## Stirling Moss Trophy for Pre '61 Sports Cars

### Race 2 - Lap Chart

Lap 13			Lap 14			Lap 15			Lap 16			Lap 17			Lap 18		
NO	Behind	Laptime	NO	Behind	Laptime	NO	Behind	Laptime	NO	Behind	Laptime	NO	Behind	Laptime	NO	Behind	Laptime
1		2:26.846	46		2:27.807	46		2:27.203	46		2:29.900	46		2:27.134	46		2:26.911
12	1 LAP	4:13.306	59	2 LAPS	2:51.607	19	2 LAPS	2:49.745	70	1 LAP	3:21.721	21	3 LAPS	2:40.495	77	1 LAP	2:34.265
21	3 LAPS	2:43.652	1	18.245	4:10.695	16	22.908	2:28.351	21	3 LAPS	2:40.685	16	24.039	2:29.275	16	26.805	2:29.677
77	1 LAP	4:18.685	123	2 LAPS	2:54.099	8	26.337	2:31.035	123	3 LAPS	4:44.800	8	28.592	2:29.668	21	3 LAPS	2:39.658
19	2 LAPS	4:21.318	16	21.760	2:29.620	1	28.504	2:37.462	16	21.898	2:28.890	4	1 LAP	2:34.049	8	29.905	2:28.224
70	1:00.235	2:34.347	8	22.505	2:31.070	4	1 LAP	2:34.599	8	26.058	2:29.621	1	44.303	2:36.490	4	1 LAP	2:32.881
59	2 LAPS	2:51.958	66	23.252	2:35.132	59	2 LAPS	2:50.576	1	34.947	2:36.343	70	1 LAP	3:17.097	1	55.815	2:38.423
123	2 LAPS	2:50.103	4	1 LAP	2:34.406	251	57.286	2:26.975	4	1 LAP	2:34.069	251	56.824	2:28.462	251	57.824	2:27.911
46	1:24.643	3:54.638	22	32.320	2:36.139	85	1 LAP	2:38.052	19	2 LAPS	2:49.537	19	2 LAPS	2:48.020	29	1:17.435	2:32.422
66	1:40.570	2:32.891	85	1 LAP	2:36.942	20	1 LAP	2:38.332	59	2 LAPS	2:50.745	29	1:11.924	2:32.894	19	2 LAPS	2:48.312
4	1 LAP	2:34.653	20	1 LAP	2:38.043	29	1:02.872	2:32.285	251	55.496	2:28.110	59	2 LAPS	2:50.918	85	1 LAP	2:37.696
8	1:43.885	3:58.060	251	57.514	2:29.437	18	1 LAP	2:38.483	29	1:06.164	2:33.192	85	1 LAP	2:38.258	20	1 LAP	2:39.653
16	1:44.590	2:28.855	29	57.790	2:35.237	35	1 LAP	2:40.420	85	1 LAP	2:38.905	20	1 LAP	2:37.342	70	1 LAP	3:08.287
22	1:48.631	2:38.628	18	1 LAP	2:36.486	42	1:26.430	2:34.604	20	1 LAP	2:37.683	18	1 LAP	2:36.839	59	2 LAPS	2:48.136
85	1 LAP	2:36.847	35	1 LAP	2:41.887	12	1:42.547	2:33.475	18	1 LAP	2:36.192	42	1:36.741	2:33.852	42	1:42.586	2:32.756
20	1 LAP	2:39.714	42	1:19.029	2:34.318	111	1 LAP	2:41.453	42	1:30.023	2:33.493	35	1 LAP	2:40.550	18	1 LAP	2:37.845
29	2:15.003	2:34.297	111	1 LAP	2:42.950	23	1:55.695	2:33.699	35	1 LAP	2:40.174	12	1:52.572	2:33.500	12	1:59.283	2:33.622
35	1 LAP	4:03.094	12	1:36.275	2:33.663	66	2:07.096	4:11.047	12	1:46.206	2:33.559	23	2:01.608	2:31.368	35	1 LAP	2:41.962
251	2:20.527	2:30.177	70	1:38.045	4:30.260	22	2:07.356	4:02.239	23	1:57.374	2:31.579	123	3 LAPS	4:29.315	23	2:06.391	2:31.694
18	1 LAP	2:39.200	23	1:49.199	2:33.181	77	2:20.019	2:35.832	111	1 LAP	2:42.362	111	1 LAP	2:41.122			
42	2:37.161	4:05.207	77	2:11.390	2:35.078				66	2:14.586	2:37.390	66	2:24.436	2:36.984			
111	1 LAP	2:43.317	21	2 LAPS	2:39.876				77	2:23.635	2:33.516						
12	2:55.062	2:34.012															
23	3:08.468	4:26.843															
77	3:28.762	2:36.341															
21	2 LAPS	2:40.966															
19	1 LAP	2:50.328															

**Session Start: 09:42:28 - Finish: 10:33:20**  
**Weather/Track Conditions: Bright / Dry**  
**Circuit: Silverstone Historic Grand Prix**  
**Track Length: 5.857 Km - 3.6394 miles**

# Silverstone Classic - 29 - 31 Jul 2016

## Stirling Moss Trophy for Pre '61 Sports Cars

### Race 2 - Lap Chart

Lap 19			Lap 20		
NO	Behind	Laptime	NO	Behind	Laptime
46		2:29.045	46		2:27.800
111	2 LAPS	2:44.930	77	1 LAP	2:36.755
66	1 LAP	2:38.084	111	2 LAPS	2:43.747
77	1 LAP	2:32.017	66	1 LAP	2:39.970
123	4 LAPS	2:56.970	16	28.255	2:29.190
16	26.865	2:29.105	8	29.837	2:28.745
8	28.892	2:28.032	123	4 LAPS	2:53.041
21	3 LAPS	2:39.967	21	3 LAPS	2:38.526
4	1 LAP	2:33.673	251	56.080	2:27.785
251	56.095	2:27.316	4	1 LAP	2:34.071
1	1:03.737	2:36.967	1	1:13.995	2:38.058
29	1:21.109	2:32.719	29	1:27.223	2:33.914
19	2 LAPS	2:46.529	85	1 LAP	2:38.729
85	1 LAP	2:37.817	20	1 LAP	2:36.858
20	1 LAP	2:38.077	19	2 LAPS	2:46.985
18	1 LAP	2:40.125	18	1 LAP	2:37.075
42	1:58.061	2:44.520	42	2:03.950	2:33.689
12	2:03.303	2:33.065	12	2:08.453	2:32.950
59	2 LAPS	2:54.420	23	2:11.089	2:31.210
23	2:07.679	2:30.333	35	1 LAP	2:41.401
35	1 LAP	2:41.996	59	2 LAPS	2:50.223
70	1 LAP	3:11.121	70	1 LAP	3:17.565

Session Start: 09:42:28 - Finish: 10:33:20  
Weather/Track Conditions: Bright / Dry  
Circuit: Silverstone Historic Grand Prix  
Track Length: 5.857 Km - 3.6394 miles



## Silverstone Classic - 29 - 31 Jul 2016

### RAC Tourist Trophy for Historic Cars (Pre '63 GT)

#### Race 3 - Classification

Sheet No:  

POS	NO	DRIVER/S	CLASS	CLASS POS	CAR MAKE / MODEL	TIME	LAPS	GAP	DIFF	MPH	BEST	ON
1	1	Friedrichs-Hadfield	D	1	Aston Martin DB4 GT	50:57.599	18	-- 18 laps		77.12	2:33.373	12
2	65	Hunt-Blakeney-Edwards	D	2	AC Cobra	51:14.067	18	16.468	16.468	76.71	2:34.987	11
3	73	Cottingham-Smith	D	3	Jaguar E-Type	51:28.297	18	30.698	14.230	76.36	2:35.347	6
4	16	Halusa L-Halusa M	C	1	Ferrari 250 SWB	51:28.613	18	31.014	0.316	76.35	2:31.843	7
5	55	Melling-Hall	D	4	Jaguar E-Type FHC	51:54.150	18	56.551	25.537	75.73	2:35.524	8
6	6	Andrew Haddon	D	5	Jaguar E-Type	52:02.120	18	1:04.521	7.970	75.53	2:36.766	15
7	38	Young Jo-Young Ja	D	6	Jaguar E-Type	52:25.107	18	1:27.508	22.987	74.98	2:36.846	2
8	21	Greensall-Le Blanc	C	2	Austin Healey 3000 Mk2	52:29.820	18	1:32.221	4.713	74.87	2:36.616	7
9	15	John Burton	D	7	Jaguar E-Type	53:12.307	18	2:14.708	42.487	73.87	2:40.870	15
10	7	Naismith N-Naismith H	INV	1	Aston Martin DB4	53:16.252	18	2:18.653	3.945	73.78	2:38.232	7
11	28	Michael Gans	A	1	Lotus Elite	53:24.701	18	2:27.102	8.449	73.59	2:42.324	13
12	23	Peter Stöhrmann Jnr	A	2	Lotus Elite S1	53:27.816	18	2:30.217	3.115	73.51	2:41.211	18
13	82	Bob Binfield	D	8	Jaguar E-Type	53:37.972	18	2:40.373	10.156	73.28	2:41.932	7
14	84	McKinnon-Clark	D	9	Jaguar E-Type FHC	53:39.724	18	2:42.125	1.752	73.24	2:42.058	13
15	75	Müller U-Müller A	D	10	Aston Martin DB4GT	53:40.364	18	2:42.765	0.640	73.23	2:39.763	8
16	90	Halstead-McPherson	A	3	Lotus Elite S2	51:00.469	17	-- 17 laps	22.943	72.77	2:41.741	9
17	97	Oliver Stirling	A	4	Lotus Elite	51:03.319	17	2.850	2.850	72.71	2:45.088	16
18	60	Katarina Kyvalova	D	11	Jaguar E-Type	51:19.743	17	19.274	16.424	72.32	2:44.898	14
19	66	Wood T-Wood B	D	12	Jaguar E-Type	51:26.625	17	26.156	6.882	72.15	2:37.064	2
20	59	Simon King	B	1	Morgan +4 Supersports	51:43.344	17	42.875	16.719	71.77	2:46.430	2
21	22	Goble-Miller	INV	2	Aston Martin DB4	52:10.941	17	1:10.472	27.597	71.13	2:40.725	9
22	42	Michael Birch	A	5	Lotus Elite S2	52:15.096	17	1:14.627	4.155	71.04	2:48.893	6
23	121	Allen-Roberts	C	3	Aston Martin DB2	52:21.075	17	1:20.606	5.979	70.90	2:49.405	15
24	53	Bason-Green	A	6	Lotus Elite S2	52:29.572	17	1:29.103	8.497	70.71	2:48.152	15
25	207	Harris-Wilmoth	C	4	Austin Healey 3000 Mk1	52:32.032	17	1:31.563	2.460	70.66	2:41.905	6
26	17	Milner-Gedda	D	13	Jaguar E-Type	52:35.943	17	1:35.474	3.911	70.57	2:44.516	6
27	26	Mark Ellis	B	2	MG MGA Twin Cam	52:36.307	17	1:35.838	0.364	70.56	2:48.121	7
28	68	Drabble A-Drabble S	C	5	Reliant Sabre Six	52:36.720	17	1:36.251	0.413	70.56	2:44.510	9
29	13	Wolfe-Wilson	A	7	Lotus Elite	52:39.445	17	1:38.976	2.725	70.49	2:47.763	2
30	79	Bianchi T-Bianchi P	C	6	Austin Healey 3000 Mk1	52:43.790	17	1:43.321	4.345	70.40	2:44.821	7
31	58	Marc Gordon	D	14	Jaguar XK 150S	53:08.946	17	2:08.477	25.156	69.84	2:51.564	15
32	5	Tom Pead	B	3	Porsche 356	53:13.191	17	2:12.722	4.245	69.75	2:53.754	7
33	70	Kremer D-Kremer G	C	7	Morgan +4 Supersports	53:21.292	17	2:20.823	8.101	69.57	2:37.399	7
34	177	Davison B-Davison J	A	8	Lotus Elite	51:01.044	16	-- 16 laps	42.995	68.48	2:42.723	13
35	77	Ken Prichard Jones	INV	3	Turner Mk3	51:14.660	16	13.616	13.616	68.18	2:52.036	7
36	149	Woodgate-Greaves	C	8	Aston Martin DB Mk3	51:22.009	16	20.965	7.349	68.02	2:55.459	6
37	33	Peter Adams	A	9	Turner Climax Mk2	51:27.097	16	26.053	5.088	67.90	2:56.813	14
38	50	Dutton-Chudecki	A	10	TVR Grantura Mk2	52:48.465	16	1:47.421	1:21.368	66.16	2:52.673	6
39	91	Wood-Bilderbeck	A	11	Turner Climax Mk1	53:23.335	16	2:22.291	34.870	65.44	2:50.273	16

Cars 71 & 110 - Non Starters

Session Start: 10:49:26 - Finish: 11:40:22

Weather/Track Conditions: Bright / Dry

Circuit: Silverstone Historic Grand Prix

Track Length: 5.857 Km - 3.6394 miles

These results are provisional until the conclusion of any judicial and technical matters.

Clerk of the Course:

Timekeeper:

Issued at:



**Silverstone Classic - 29 - 31 Jul 2016**

**RAC Tourist Trophy for Historic Cars (Pre '63 GT)**

**Race 3 - Classification**

**Sheet No:**

40	10	Charles Clegg	D	15	Chevrolet Corvette C1	53:46.898	16	2:45.854	23.563	64.96	2:55.863	14
41	144	Christopher Wilks	B	4	MG MGA Twin Cam	53:57.593	16	2:56.549	10.695	64.75	3:04.607	16
42	18	Weston-Sutcliffe	A	12	Lotus Elite S2	53:58.269	16	2:57.225	0.676	64.73	3:02.586	14

----- NOT CLASSIFIED -----

DNF	49	Middlehurst-Beaumont	A		Lotus Elite S2	22:28.309	7	-- 7 laps --	22:41.73	68.02	2:45.239	6
DNF	14	Paul Garside	A		Lotus Elite	34:54.350	7	12:26.041	12:26.04	43.79	2:55.932	6
DNF	46	Ant Anstead	A		Lotus Elite	37:13.724	7	14:45.415	2:19.374	41.05	3:14.958	2
DNF	63	McGlone-Clegg	A		Abarth Bialbero	14:51.968	4	-- 4 laps --	13:30.45	58.75	3:33.839	2
DNF	96	Bentley-Wilson	A		Ginetta G4	5:45.163	2	-- 2 laps --		75.91	2:44.014	2
DNF	31	Vandyk-Daniell	B		MG MGA Twin Cam	39:13.180	11	-- 11 laps		61.24	2:58.099	11
DNF	44	Gareth Burnett	B		Porsche 356 Pre-A	22:17.290	7	-- 7 laps --		68.57	2:45.372	6
DNF	20	Hall-O'Shea	D		Jaguar E-Type	26:59.593	8	-- 8 laps --		64.72	2:49.077	6
DNC	86	Till Bechtolsheimer	INV		Tojeiro Ecurie Ecosse	51:13.437	13	-- 13 laps		55.41	2:34.498	7
DNF	29	Draper-James	INV		Fletcher Ogle SX1000	36:04.513	11	-- 11 laps	5:05.824	66.58	2:52.536	6
DNF	57	Mason Franchitti-Knill-Jones	INV		Alfa Romeo TZ1	5:42.311	2	-- 2 laps --		76.55	2:47.267	2

----- FASTEST LAP SUMMARY -----

NO	DRIVER/S	CLASS	CAR MAKE / MODEL	FASTEST LAP	ON	MPH
16	Halusa L-Halusa M	C	Ferrari 250 SWB	2:31.843	7	86.28
1	Friedrichs-Hadfield	D	Aston Martin DB4 GT	2:33.373	12	85.42
86	Till Bechtolsheimer	INV	Tojeiro Ecurie Ecosse Buic	2:34.498	7	84.80
23	Peter Stöhrmann Jnr	A	Lotus Elite S1	2:41.211	18	81.27
44	Gareth Burnett	B	Porsche 356 Pre-A	2:45.372	6	79.23

Cars 71 & 110 - Non Starters

**Session Start: 10:49:26 - Finish: 11:40:22**

**Weather/Track Conditions: Bright / Dry**

**Circuit: Silverstone Historic Grand Prix**

**Track Length: 5.857 Km - 3.6394 miles**

These results are provisional until the conclusion of any judicial and technical matters.

Clerk of the Course:	Timekeeper:	Issued at:



# Silverstone Classic - 29 - 31 Jul 2016

## RAC Tourist Trophy for Historic Cars (Pre '63 GT)

### Race 3 - Sector Analysis

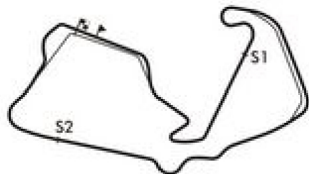
13 Wolfe-Wilson (A)									Lotus Elite										
lap	Sect-1	Speed	Sect-2	Speed	Sect-3	Speed	TopSpeed	laptime	pit	lap	Sect-1	Speed	Sect-2	Speed	Sect-3	Speed	Topspeed	laptime	pit
1		100.2	1:24.968	108.6	30.786	78.0		2:55.874		10	55.811	98.4	1:28.069	108.4	32.178	74.5		2:56.058	
2	53.012	103.1	1:23.770	109.8	30.981	75.2		2:47.763		11	56.984	98.1	1:28.862	106.9	32.379	77.4		2:58.225	
3	54.627	102.0	1:23.977	109.8	30.376	80.1		2:48.980		12	53.746	100.3	1:27.588	106.7	31.718	77.3		2:53.052	
4	1:07.512	46.0	2:56.307	37.5	55.681	68.4		4:59.500		13	55.071	96.6	1:26.139	107.0	31.291	78.4		2:52.501	
5	1:02.808	86.5	2:51.916	103.4	32.404	69.7		4:27.128	P	14	53.879	100.5	1:28.065	107.0	31.494	79.3		2:53.438	
6	54.281	95.9	1:26.470	106.9	32.712	73.4		2:53.463		15	54.361	100.2	1:25.622	107.2	31.106	78.0		2:51.089	
7	54.191	99.4	1:25.644	107.0	31.875	78.1		2:51.710		16	53.671	101.1	1:24.566	109.1	31.647	74.9		2:49.884	
8	56.833	100.2	1:26.839	106.7	31.370	79.1		2:55.042		17	54.347	101.5	1:25.284	108.8	30.794	79.7		2:50.425	
9	53.587	99.7	1:28.969	106.4	32.757	76.9		2:55.313		18									

14 Paul Garside (A)									Lotus Elite										
lap	Sect-1	Speed	Sect-2	Speed	Sect-3	Speed	TopSpeed	laptime	pit	lap	Sect-1	Speed	Sect-2	Speed	Sect-3	Speed	Topspeed	laptime	pit
1		98.0	1:28.147	108.8	31.324	78.4		3:02.049		5	58.422	91.4	9:41.960	98.4	33.251	76.1		11:13.633	P
2	53.692	103.1	1:37.883	110.9	32.892	74.6		3:04.467		6	54.894	98.0	1:28.539	110.6	32.499	79.3		2:55.932	
3	55.446	102.8	7:00.868	100.0	35.684	73.4		8:31.998	P	7	54.639	100.8	1:31.645	106.0	34.225	75.2		3:00.509	
4	57.341	94.5	1:31.125	84.9	37.296	67.0		3:05.762		8									

15 John Burton (D)									Jaguar E-Type										
lap	Sect-1	Speed	Sect-2	Speed	Sect-3	Speed	TopSpeed	laptime	pit	lap	Sect-1	Speed	Sect-2	Speed	Sect-3	Speed	Topspeed	laptime	pit
1		107.0	1:22.565	119.4	31.441	81.0		2:53.347		10	51.781	127.6	1:22.152	122.9	30.642	81.0		2:44.575	
2	52.556	112.6	1:23.045	122.2	32.030	81.9		2:47.631		11	53.031	114.1	1:22.163	124.5	30.589	82.3		2:45.783	
3	53.003	109.7	1:21.578	121.4	31.162	82.6		2:45.743		12	51.575	115.7	1:19.887	125.0	30.509	81.0		2:41.971	
4	1:05.952	48.1	2:55.367	37.7	55.561	61.4		4:56.880		13	50.912	115.1	1:20.775	123.6	31.153	82.4		2:42.840	
5	1:02.863	65.9	1:38.921	61.6	35.922	82.5		3:17.706		14	51.231	116.7	1:21.663	122.2	31.010	83.3		2:43.904	
6	51.099	114.9	1:20.181	123.1	30.998	84.6		2:42.278		15	50.456	113.6	1:20.462	125.7	29.952	84.4		2:40.870	
7	51.257	113.4	1:20.350	119.8	31.332	79.0		2:42.939		16	50.527	116.1	1:20.690	125.9	30.559	81.1		2:41.776	
8	52.196	103.9	2:27.570	125.0	30.156	83.9		3:49.922	P	17	50.345	116.7	1:20.767	116.3	32.181	80.7		2:43.293	
9	50.653	113.9	1:23.372	121.1	31.857	77.0		2:45.882		18	51.823	110.6	1:21.914	122.0	31.230	77.0		2:44.967	

16 Halusa L-Halusa M (C)									Ferrari 250 SWB										
lap	Sect-1	Speed	Sect-2	Speed	Sect-3	Speed	TopSpeed	laptime	pit	lap	Sect-1	Speed	Sect-2	Speed	Sect-3	Speed	Topspeed	laptime	pit
1		121.6	1:17.101	132.1	30.069	89.5		2:35.266		10	48.140	121.8	1:17.208	131.8	29.813	86.6		2:35.161	
2	48.539	122.0	1:16.654	131.3	29.426	90.1		2:34.619		11	47.582	120.9	1:15.999	131.3	29.612	88.3		2:33.193	
3	47.318	121.6	1:15.827	131.6	29.784	88.8		2:32.929		12	47.107	121.4	1:16.592	131.8	29.267	90.9		2:32.966	
4	1:29.069	38.5	3:42.176	59.0	57.406	68.5		6:08.651	P	13	46.743	125.7	1:16.153	132.4	29.023	88.1		2:31.919	
5	1:04.689	90.3	1:33.714	103.7	32.524	86.1		3:10.927		14	48.215	122.5	1:16.784	133.2	29.859	88.2		2:34.858	
6	50.900	106.4	2:14.856	131.1	30.780	83.4		3:36.536	P	15	47.742	110.4	1:20.158	130.8	29.834	88.4		2:37.734	
7	47.400	123.6	1:15.544	132.9	28.899	88.0		2:31.843		16	47.150	118.1	1:19.495	133.4	29.295	87.0		2:35.940	
8	48.399	119.4	1:15.389	133.7	29.623	90.3		2:33.411		17	48.045	122.0	1:15.551	132.9	29.532	90.2		2:33.128	
9	47.239	120.3	1:20.613	128.6	29.593	88.1		2:37.445		18	47.133	113.4	1:15.912	132.9	29.042	90.0		2:32.087	

17 Milner-Gedda (D)									Jaguar E-Type										
lap	Sect-1	Speed	Sect-2	Speed	Sect-3	Speed	TopSpeed	laptime	pit	lap	Sect-1	Speed	Sect-2	Speed	Sect-3	Speed	Topspeed	laptime	pit
1		103.4	1:23.928	118.4	32.633	81.8		3:00.681		10	53.438	101.1	1:27.770	108.2	33.256	78.7		2:54.464	
2	53.769	106.4	1:23.396	123.8	31.221	82.1		2:48.386		11	53.261	106.0	1:26.273	114.5	33.417	72.2		2:52.951	
3	51.353	111.1	1:22.602	120.1	31.466	83.5		2:45.421		12	54.214	101.5	1:26.355	122.7	33.717	74.8		2:54.286	
4	1:07.035	49.6	2:56.119	40.0	57.098	60.9		5:00.252		13	53.477	110.9	1:27.851	118.1	33.439	76.8		2:54.767	
5	1:03.826	80.9	1:32.014	72.7	40.034	77.8		3:15.874		14	54.168	110.9	1:26.137	107.4	33.951	73.4		2:54.256	
6	50.683	113.2	1:22.355	124.5	31.478	83.1		2:44.516		15	52.968	108.2	1:25.660	125.2	33.276	74.5		2:51.904	
7	50.812	113.6	1:21.947	124.0	32.158	82.4		2:44.917		16	53.404	99.4	1:27.530	118.6	35.467	74.4		2:56.401	
8	51.522	116.7	1:21.904	124.7	31.453	82.8		2:44.879		17	54.553	98.4	1:26.376	115.5	34.516	75.9		2:55.445	
9	50.055	114.9	2:49.976	111.3	36.512	77.2		4:16.543	P	18									



**Session Start: 10:49:26 - Finish: 11:40:22**  
**Weather/Track Conditions: Bright / Dry**  
**Circuit: Silverstone Historic Grand Prix**  
**Track Length: 5.857 Km - 3.6394 miles**

# Silverstone Classic - 29 - 31 Jul 2016

## RAC Tourist Trophy for Historic Cars (Pre '63 GT)

### Race 3 - Sector Analysis

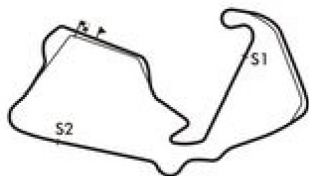
18 Weston-Sutcliffe (A)									Lotus Elite S2								
lap	Sect-1	Speed	Sect-2	Speed	Sect-3	Speed	TopSpeed	laptime pit	lap	Sect-1	Speed	Sect-2	Speed	Sect-3	Speed	Topspeed	laptime pit
1		92.4	1:39.454	97.5	37.306	67.4		3:34.319	9	1:01.645	93.6	1:37.798	97.8	35.710	65.6		3:15.153
2	1:01.624	87.5	1:38.370	98.5	37.071	68.3		3:17.065	10	59.327	87.2	1:38.949	99.3	36.358	70.2		3:14.634
3	1:03.667	86.7	1:37.209	96.4	44.847	51.5		3:25.723	11	57.845	94.0	1:35.875	90.3	38.045	53.5		3:11.765
4	1:11.638	71.3	1:54.832	74.2	40.876	63.2		3:47.346	12	59.413	91.8	1:32.229	100.3	37.108	56.8		3:08.750
5	1:04.781	85.5	1:40.008	83.0	37.594	68.8		3:22.383	13	58.961	93.9	1:36.652	100.9	34.495	71.9		3:10.108
6	1:02.448	90.0	1:37.066	100.2	36.375	67.6		3:15.889	14	56.883	94.3	1:31.527	99.9	34.176	71.3		3:02.586
7	1:01.093	90.2	1:37.331	98.4	36.340	69.3		3:14.764	15	59.856	89.6	1:31.304	100.8	34.113	73.0		3:05.273
8	1:00.889	85.4	3:09.705	96.3	37.555	61.9		4:48.149 P	16	59.773	92.4	1:30.862	101.1	33.727	74.0		3:04.362

20 Hall-O'Shea (D)									Jaguar E-Type								
lap	Sect-1	Speed	Sect-2	Speed	Sect-3	Speed	TopSpeed	laptime pit	lap	Sect-1	Speed	Sect-2	Speed	Sect-3	Speed	Topspeed	laptime pit
1		105.0	1:25.401	118.4	32.104	77.4		3:03.667	5	1:05.269	64.9	1:29.335	93.5	38.627	78.6		3:13.231
2	54.051	108.8	1:23.424	118.8	31.654	81.0		2:49.129	6	52.855	113.6	1:24.793	116.9	31.429	80.6		2:49.077
3	53.163	111.1	1:23.619	118.4	32.501	77.6		2:49.283	7	52.092	112.4	1:25.325	111.8	32.025	79.7		2:49.442
4	1:04.986	48.7	2:55.123	39.6	56.847	57.6		4:56.956	8	54.357	106.0	2:59.606	105.2	34.845	69.8		4:28.808 P

21 Greensall-Le Blanc (C)									Austin Healey 3000 Mk2								
lap	Sect-1	Speed	Sect-2	Speed	Sect-3	Speed	TopSpeed	laptime pit	lap	Sect-1	Speed	Sect-2	Speed	Sect-3	Speed	Topspeed	laptime pit
1		115.9	1:19.178	125.2	30.263	85.2		2:42.584	10	52.423	117.1	2:18.732	122.0	31.384	84.1		3:42.539 P
2	49.347	113.7	1:18.319	126.4	29.405	86.7		2:37.071	11	50.610	112.4	1:20.871	124.7	30.988	79.5		2:42.469
3	49.970	115.5	1:18.200	127.6	29.708	86.6		2:37.878	12	52.231	108.8	1:21.010	124.5	31.879	75.0		2:45.120
4	1:23.013	40.0	2:57.702	40.8	55.966	63.4		5:16.681	13	51.938	112.8	1:20.230	125.2	30.547	84.5		2:42.715
5	1:04.442	69.0	1:41.932	71.3	33.974	86.5		3:20.348	14	49.978	116.1	1:20.265	125.9	30.472	82.5		2:40.715
6	49.986	113.9	1:19.091	125.2	29.212	86.8		2:38.289	15	50.767	115.5	1:22.610	126.1	30.360	84.8		2:43.737
7	48.736	113.9	1:18.271	125.9	29.609	85.1		2:36.616	16	50.685	115.9	1:20.733	125.9	30.369	83.8		2:41.787
8	49.943	118.4	1:17.994	126.6	29.989	86.3		2:37.926	17	49.901	115.3	1:20.828	125.4	30.651	79.9		2:41.380
9	50.089	115.7	1:17.971	125.9	29.576	86.5		2:37.636	18	51.457	114.3	1:22.465	125.9	30.407	84.1		2:44.329

22 Goble-Miller (INV)									Aston Martin DB4								
lap	Sect-1	Speed	Sect-2	Speed	Sect-3	Speed	TopSpeed	laptime pit	lap	Sect-1	Speed	Sect-2	Speed	Sect-3	Speed	Topspeed	laptime pit
1		106.2	1:23.305	127.3	32.153	78.0		2:51.753	10	50.297	114.9	2:30.698	109.3	34.569	73.7		3:55.564 P
2	53.107	107.0	1:22.698	124.7	30.709	84.5		2:46.514	11	54.793	101.2	1:28.268	119.0	35.611	71.5		2:58.672
3	50.279	110.7	1:20.621	128.6	30.899	85.3		2:41.799	12	57.876	99.1	1:28.879	104.4	34.452	77.2		3:01.207
4	1:07.441	44.6	2:55.732	40.1	56.267	62.3		4:59.440	13	56.099	101.5	1:29.687	111.1	34.640	76.1		3:00.426
5	1:03.100	66.5	1:40.942	65.5	34.841	79.5		3:18.883	14	54.980	101.7	1:28.963	115.1	34.165	77.0		2:58.108
6	50.587	116.3	1:19.630	129.1	30.919	81.9		2:41.136	15	53.967	106.2	1:29.502	115.5	35.022	77.1		2:58.491
7	51.934	117.9	1:20.306	128.3	30.554	83.8		2:42.794	16	54.392	98.0	1:28.485	112.0	33.843	78.3		2:56.720
8	50.345	110.0	1:20.998	130.6	30.645	81.9		2:41.988	17	54.562	108.2	1:27.961	113.7	34.198	78.1		2:56.721
9	50.073	114.7	1:20.209	131.3	30.443	83.0		2:40.725	18								

23 Peter Stöhrmann Jnr (A)									Lotus Elite S1								
lap	Sect-1	Speed	Sect-2	Speed	Sect-3	Speed	TopSpeed	laptime pit	lap	Sect-1	Speed	Sect-2	Speed	Sect-3	Speed	Topspeed	laptime pit
1		106.2	1:23.778	115.7	31.554	74.4		2:53.726	10	51.049	108.9	1:22.991	116.1	30.064	81.2		2:44.104
2	52.735	106.7	1:24.049	119.0	31.924	73.3		2:48.708	11	50.866	109.7	1:22.812	116.9	29.429	81.1		2:43.107
3	56.584	107.9	1:23.083	111.1	30.867	74.6		2:50.534	12	51.455	109.3	1:21.429	116.7	30.322	80.5		2:43.206
4	1:08.036	44.0	2:56.154	40.5	56.975	58.5		5:01.165	13	51.457	108.4	1:20.484	116.3	29.689	81.4		2:41.630
5	1:03.878	83.0	1:31.983	75.7	39.266	81.0		3:15.127	14	51.073	108.8	1:20.422	116.7	30.363	75.5		2:41.858
6	51.737	107.5	1:21.755	113.9	29.318	83.1		2:42.810	15	51.931	109.8	1:21.750	116.9	29.749	78.8		2:43.430
7	52.153	105.2	2:38.053	113.4	29.473	81.9		3:59.679 P	16	50.696	107.2	1:21.569	116.7	29.471	81.8		2:41.736
8	59.759	108.2	1:20.306	115.9	29.497	82.6		2:49.562	17	51.340	109.3	1:22.079	114.9	29.638	80.1		2:43.057
9	50.696	109.8	1:22.581	115.7	29.889	81.4		2:43.166	18	50.678	109.7	1:21.136	114.9	29.397	82.5		2:41.211



Session Start: 10:49:26 - Finish: 11:40:22  
 Weather/Track Conditions: Bright / Dry  
 Circuit: Silverstone Historic Grand Prix  
 Track Length: 5.857 Km - 3.6394 miles

# Silverstone Classic - 29 - 31 Jul 2016

## RAC Tourist Trophy for Historic Cars (Pre '63 GT)

### Race 3 - Sector Analysis

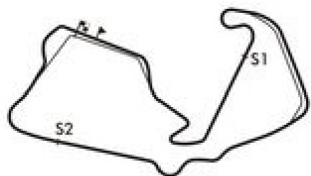
26 Mark Ellis (B)									MG MGA Twin Cam										
lap	Sect-1	Speed	Sect-2	Speed	Sect-3	Speed	TopSpeed	laptime	pit	lap	Sect-1	Speed	Sect-2	Speed	Sect-3	Speed	Topspeed	laptime	pit
1		98.3	1:24.184	113.6	32.492	75.7		2:59.822		10	56.981	99.3	1:27.868	108.1	33.597	76.2		2:58.446	
2	54.457	99.9	1:23.962	113.4	31.367	79.2		2:49.786		11	55.748	100.5	1:28.947	110.4	31.576	77.4		2:56.271	
3	55.326	98.7	1:24.046	113.2	32.034	77.1		2:51.406		12	53.341	105.8	1:27.611	108.9	31.866	79.0		2:52.818	
4	1:04.968	46.3	2:55.146	35.5	56.465	63.5		4:56.579		13	52.830	103.7	1:24.793	113.0	32.481	78.6		2:50.104	
5	1:05.751	72.6	2:48.051	112.0	35.913	73.1		4:29.715	P	14	52.401	105.8	1:25.780	113.9	32.322	78.5		2:50.503	
6	54.012	105.2	1:23.930	113.0	30.747	79.1		2:48.689		15	54.183	101.8	1:26.064	109.3	31.756	78.1		2:52.003	
7	52.694	107.4	1:23.941	112.8	31.486	75.7		2:48.121		16	52.845	105.2	1:24.044	112.6	34.638	71.6		2:51.527	
8	55.477	103.9	1:24.566	113.0	31.730	76.0		2:51.773		17	54.759	103.9	1:24.875	113.4	31.569	77.0		2:51.203	
9	54.375	94.8	1:28.926	108.9	34.240	66.8		2:57.541		18									

28 Michael Gans (A)									Lotus Elite										
lap	Sect-1	Speed	Sect-2	Speed	Sect-3	Speed	TopSpeed	laptime	pit	lap	Sect-1	Speed	Sect-2	Speed	Sect-3	Speed	Topspeed	laptime	pit
1		102.9	1:24.432	110.4	31.430	79.0		2:54.861		10	51.890	103.2	1:24.569	109.8	29.639	81.2		2:46.098	
2	52.458	102.1	1:23.817	111.3	31.473	75.4		2:47.748		11	50.684	103.6	2:27.431	110.7	29.794	81.7		3:47.909	P
3	55.435	103.9	1:23.130	110.4	30.659	81.4		2:49.224		12	51.771	103.1	1:21.931	110.7	29.626	80.6		2:43.328	
4	1:06.606	46.5	2:56.258	39.4	55.161	67.3		4:58.025		13	50.916	103.4	1:21.660	110.0	29.748	81.3		2:42.324	
5	1:03.132	79.2	1:35.905	60.7	38.941	79.0		3:17.978		14	51.745	103.6	1:23.803	110.0	29.753	81.2		2:45.301	
6	51.798	103.7	1:21.350	111.3	30.376	79.7		2:43.524		15	51.808	103.2	1:23.438	111.1	31.018	79.8		2:46.264	
7	52.208	102.8	1:22.316	110.0	30.341	80.7		2:44.865		16	51.907	103.2	1:21.860	110.7	29.777	81.1		2:43.544	
8	51.117	102.5	1:22.247	109.1	29.555	81.1		2:42.919		17	51.528	103.6	1:22.070	111.1	30.063	80.1		2:43.661	
9	51.043	102.6	1:21.571	109.5	29.788	80.9		2:42.402		18	52.632	101.8	1:22.240	109.7	29.854	78.9		2:44.726	

29 Draper-James (INV)									Fletcher Ogle SX1000										
lap	Sect-1	Speed	Sect-2	Speed	Sect-3	Speed	TopSpeed	laptime	pit	lap	Sect-1	Speed	Sect-2	Speed	Sect-3	Speed	Topspeed	laptime	pit
1		90.8	1:29.229	108.8	33.995	77.0		3:12.575		7	54.392	102.1	3:09.228	105.0	32.692	76.1		4:36.312	P
2	55.810	101.7	1:25.891	91.6	33.109	75.6		2:54.810		8	54.948	100.8	1:26.823	107.0	32.290	77.4		2:54.061	
3	55.160	100.9	1:26.071	106.4	33.774	67.6		2:55.005		9	54.082	100.8	1:27.385	103.2	33.269	76.5		2:54.736	
4	59.351	81.9	2:47.089	51.1	56.449	56.1		4:42.889		10	55.968	101.1	1:26.830	101.8	33.031	78.0		2:55.829	
5	1:04.695	72.2	1:31.771	102.9	34.832	78.0		3:11.298		11	54.726	99.3	1:27.295	101.2	32.441	78.3		2:54.462	
6	54.292	104.0	1:26.518	106.4	31.726	79.1		2:52.536		12									

31 Vandyk-Daniell (B)									MG MGA Twin Cam										
lap	Sect-1	Speed	Sect-2	Speed	Sect-3	Speed	TopSpeed	laptime	pit	lap	Sect-1	Speed	Sect-2	Speed	Sect-3	Speed	Topspeed	laptime	pit
1		93.7	1:37.742	97.8	39.461	65.0		3:32.780		7	1:01.592	90.1	3:00.101	103.7	32.328	76.6		4:34.021	P
2	1:02.002	88.4	1:39.493	102.8	38.046	66.8		3:19.541		8	56.004	96.4	1:39.885	92.9	39.955	56.9		3:15.844	
3	1:03.116	85.2	1:36.506	99.1	44.652	54.0		3:24.274		9	1:08.131	74.4	2:57.358	104.9	33.003	75.7		4:38.492	P
4	1:11.702	70.3	1:54.778	75.1	40.903	60.3		3:47.383		10	56.738	95.9	1:30.403	105.0	33.955	71.5		3:01.096	
5	1:04.555	82.2	1:40.173	81.1	37.648	66.6		3:22.376		11	56.329	98.5	1:29.144	103.4	32.626	75.5		2:58.099	
6	1:02.003	92.3	1:38.483	101.2	38.788	63.7		3:19.274		12									

33 Peter Adams (A)									Turner Climax Mk2										
lap	Sect-1	Speed	Sect-2	Speed	Sect-3	Speed	TopSpeed	laptime	pit	lap	Sect-1	Speed	Sect-2	Speed	Sect-3	Speed	Topspeed	laptime	pit
1		95.5	1:30.362	102.6	34.040	70.2		3:17.854		9	56.064	98.0	1:29.044	103.9	32.692	74.3		2:57.800	
2	58.418	94.8	1:30.131	102.1	33.484	72.1		3:02.033		10	57.053	96.3	1:28.841	103.9	32.783	74.5		2:58.677	
3	58.356	94.7	1:30.227	102.1	33.605	73.4		3:02.188		11	57.208	97.7	1:29.850	102.3	34.476	71.1		3:01.534	
4	1:04.161	83.7	2:31.314	61.2	55.325	62.1		4:30.800		12	58.503	98.4	1:27.757	103.2	32.109	73.8		2:58.369	
5	1:07.128	89.2	1:31.894	96.6	34.287	73.5		3:13.309		13	57.017	97.8	1:29.068	105.0	32.464	76.7		2:58.549	
6	57.853	95.2	2:59.559	98.7	33.103	72.8		4:30.515	P	14	57.148	96.8	1:27.791	104.7	31.874	75.5		2:56.813	
7	58.424	94.7	1:30.070	103.7	32.845	74.9		3:01.339		15	57.779	94.4	1:30.391	105.2	32.712	75.6		3:00.882	
8	57.383	96.7	1:28.746	102.9	32.039	74.9		2:58.168		16	57.236	96.6	1:28.727	104.5	32.304	74.2		2:58.267	



**Session Start: 10:49:26 - Finish: 11:40:22**  
**Weather/Track Conditions: Bright / Dry**  
**Circuit: Silverstone Historic Grand Prix**  
**Track Length: 5.857 Km - 3.6394 miles**





# Silverstone Classic - 29 - 31 Jul 2016

## RAC Tourist Trophy for Historic Cars (Pre '63 GT)

### Race 3 - Sector Analysis

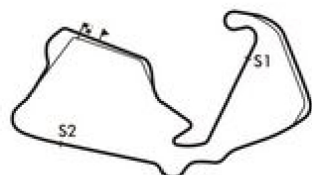
53 Bason-Green (A)									Lotus Elite S2								
lap	Sect-1	Speed	Sect-2	Speed	Sect-3	Speed	TopSpeed	laptime pit	lap	Sect-1	Speed	Sect-2	Speed	Sect-3	Speed	Topspeed	laptime pit
1		90.1	1:29.916	110.9	34.174	76.9		3:12.446	10	54.490	104.2	1:24.752	110.4	32.413	78.4		2:51.655
2	57.738	100.9	1:27.955	110.2	32.958	76.0		2:58.651	11	52.484	105.0	1:25.915	110.6	33.158	77.5		2:51.557
3	56.962	102.5	1:27.914	104.9	35.989	59.3		3:00.865	12	52.836	104.9	1:25.591	110.0	31.719	79.4		2:50.146
4	1:00.647	98.5	2:37.893	55.0	56.053	57.8		4:34.593	13	52.695	101.5	1:24.481	111.1	32.099	77.5		2:49.275
5	1:05.339	73.7	1:33.574	97.8	33.479	75.0		3:12.392	14	52.461	102.6	1:25.448	112.4	33.409	70.8		2:51.318
6	54.450	103.2	1:26.918	110.4	31.914	77.2		2:53.282	15	52.940	105.0	1:23.238	112.4	31.974	80.4		2:48.152
7	53.797	104.9	1:26.846	110.9	32.932	76.6		2:53.575	16	52.770	104.9	1:24.785	111.5	33.371	79.0		2:50.926
8	54.455	102.6	2:36.650	109.1	33.213	77.3		4:04.318 P	17	53.915	96.0	1:24.356	110.7	31.671	79.0		2:49.942
9	54.115	103.4	1:29.258	108.6	33.106	72.3		2:56.479	18								

55 Melling-Hall (D)									Jaguar E-Type FHC								
lap	Sect-1	Speed	Sect-2	Speed	Sect-3	Speed	TopSpeed	laptime pit	lap	Sect-1	Speed	Sect-2	Speed	Sect-3	Speed	Topspeed	laptime pit
1		104.2	1:22.983	121.8	32.410	81.1		2:49.734	10	49.009	119.2	1:19.500	129.1	30.574	84.6		2:39.083
2	52.524	103.7	1:25.340	112.0	32.230	82.2		2:50.094	11	48.672	116.5	1:17.994	129.1	29.055	86.6		2:35.721
3	53.860	106.5	1:23.320	119.0	31.564	81.2		2:48.744	12	49.091	114.7	1:17.987	129.8	31.007	78.6		2:38.085
4	1:05.443	49.8	2:56.146	39.5	55.616	66.1		4:57.205	13	48.986	116.7	1:17.991	129.8	28.935	86.5		2:35.912
5	1:02.794	72.1	2:55.098	127.3	29.597	84.3		4:27.489 P	14	48.702	112.6	1:19.549	130.1	29.563	86.4		2:37.814
6	48.763	115.7	1:18.872	128.6	29.319	85.9		2:36.954	15	48.683	114.5	1:17.952	129.6	29.518	79.6		2:36.153
7	48.659	113.0	1:17.832	128.8	29.303	86.3		2:35.794	16	49.372	116.1	1:17.919	130.6	29.203	86.4		2:36.494
8	48.340	119.4	1:17.884	128.8	29.300	85.9		2:35.524	17	48.887	116.1	1:17.807	129.1	29.089	85.5		2:35.783
9	48.674	113.7	1:21.917	123.8	30.198	85.6		2:40.789	18	49.452	117.1	1:18.046	128.8	29.280	83.6		2:36.778

57 Mason Franchitti-Knill-Jones (INV)									Alfa Romeo TZ1								
lap	Sect-1	Speed	Sect-2	Speed	Sect-3	Speed	TopSpeed	laptime pit	lap	Sect-1	Speed	Sect-2	Speed	Sect-3	Speed	Topspeed	laptime pit
1		104.4	1:24.148	120.1	31.829	73.7		2:55.044	2	53.350	109.5	1:22.635	121.1	31.282	79.9		2:47.267

58 Marc Gordon (D)									Jaguar XK 150S								
lap	Sect-1	Speed	Sect-2	Speed	Sect-3	Speed	TopSpeed	laptime pit	lap	Sect-1	Speed	Sect-2	Speed	Sect-3	Speed	Topspeed	laptime pit
1		99.3	1:28.032	117.1	32.233	75.3		3:06.344	10	54.326	107.0	1:25.578	118.4	32.328	72.5		2:52.232
2	54.807	102.9	1:26.500	117.5	32.108	75.5		2:53.415	11	54.686	105.8	1:26.223	117.9	32.165	77.7		2:53.074
3	56.410	105.0	1:27.901	116.3	32.260	74.0		2:56.571	12	54.350	106.9	1:27.264	116.7	32.864	77.0		2:54.478
4	1:01.049	83.2	2:46.537	48.0	57.318	61.1		4:44.904	13	54.318	106.7	1:27.439	116.7	33.143	73.5		2:54.900
5	1:05.239	79.0	3:05.013	115.1	31.994	77.6		4:42.246 P	14	53.742	107.0	1:28.337	118.8	32.190	74.8		2:54.269
6	54.760	104.5	1:25.553	118.8	32.290	77.0		2:52.603	15	54.342	108.9	1:25.132	119.4	32.090	76.6		2:51.564
7	53.963	107.9	1:25.617	118.1	32.111	78.6		2:51.691	16	54.089	106.2	1:26.802	117.5	32.771	75.8		2:53.662
8	55.087	108.1	1:26.556	117.5	32.660	75.2		2:54.303	17	56.270	104.5	1:26.002	117.5	32.085	77.7		2:54.357
9	56.736	104.9	1:28.814	116.1	32.783	76.6		2:58.333	18								

59 Simon King (B)									Morgan + 4 Supersports								
lap	Sect-1	Speed	Sect-2	Speed	Sect-3	Speed	TopSpeed	laptime pit	lap	Sect-1	Speed	Sect-2	Speed	Sect-3	Speed	Topspeed	laptime pit
1		104.0	1:24.176	112.0	31.733	79.0		2:58.530	10	52.868	104.5	1:23.232	110.9	30.337	80.4		2:46.437
2	52.518	103.6	1:23.301	113.4	30.611	79.8		2:46.430	11	58.820	103.6	1:23.262	110.6	30.357	81.5		2:52.439
3	54.521	106.9	1:23.587	113.0	31.715	78.5		2:49.823	12	52.495	103.9	1:23.433	111.8	31.012	80.2		2:46.940
4	1:08.366	42.2	2:55.330	40.5	57.191	62.1		5:00.887	13	52.382	104.4	1:23.746	109.5	30.718	79.6		2:46.846
5	1:04.977	76.5	2:48.872	87.7	37.514	70.1		4:31.363 P	14	52.931	102.9	1:26.105	110.9	30.873	79.9		2:49.909
6	54.061	104.4	1:23.151	110.6	30.375	81.7		2:47.587	15	51.897	105.0	1:24.413	110.7	31.107	79.0		2:47.417
7	52.315	105.7	1:23.629	108.4	30.956	80.4		2:46.900	16	52.015	104.2	1:23.786	111.8	31.083	80.1		2:46.884
8	53.432	105.4	1:22.637	109.1	30.638	77.1		2:46.707	17	52.634	104.0	1:23.429	110.2	31.057	78.2		2:47.120
9	52.291	104.7	1:27.253	110.6	31.581	77.8		2:51.125	18								



**Session Start: 10:49:26 - Finish: 11:40:22**  
**Weather/Track Conditions: Bright / Dry**  
**Circuit: Silverstone Historic Grand Prix**  
**Track Length: 5.857 Km - 3.6394 miles**

# Silverstone Classic - 29 - 31 Jul 2016

## RAC Tourist Trophy for Historic Cars (Pre '63 GT)

### Race 3 - Sector Analysis

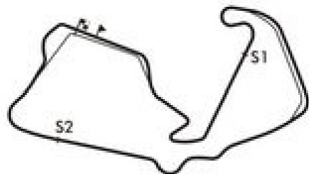
60 Katarina Kyvalova (D)									Jaguar E-Type								
lap	Sect-1	Speed	Sect-2	Speed	Sect-3	Speed	TopSpeed	laptime pit	lap	Sect-1	Speed	Sect-2	Speed	Sect-3	Speed	Topspeed	laptime pit
1		89.4	1:28.392	99.1	33.397	77.0		3:08.988	10	51.814	109.7	1:24.698	122.5	31.363	82.4		2:47.875
2	54.183	91.6	1:24.653	120.7	32.602	81.0		2:51.438	11	52.074	107.2	1:23.934	120.3	33.495	71.5		2:49.503
3	55.993	99.1	1:24.927	119.0	32.104	78.1		2:53.024	12	52.307	99.7	1:21.963	119.4	31.289	83.0		2:45.559
4	59.222	76.2	2:50.739	44.7	57.066	61.6		4:47.027	13	51.741	102.3	1:25.456	115.3	31.250	82.2		2:48.447
5	1:05.212	63.3	1:29.337	96.6	39.046	77.4		3:13.595	14	51.616	106.9	1:21.985	121.6	31.297	82.0		2:44.898
6	51.945	95.5	1:23.757	121.1	32.281	82.2		2:47.983	15	50.921	106.0	1:25.080	115.5	31.502	81.0		2:47.503
7	51.562	107.5	1:24.904	120.3	32.943	79.2		2:49.409	16	51.911	107.5	1:21.953	119.6	31.732	79.1		2:45.596
8	57.720	102.6	2:16.853	116.9	31.331	80.5		3:45.904 P	17	51.729	108.2	1:22.604	120.5	31.922	81.0		2:46.255
9	51.390	108.1	1:23.798	118.4	31.551	82.4		2:46.739	18								

63 McGlone-Clegg (A)									Abarth Bialbero								
lap	Sect-1	Speed	Sect-2	Speed	Sect-3	Speed	TopSpeed	laptime pit	lap	Sect-1	Speed	Sect-2	Speed	Sect-3	Speed	Topspeed	laptime pit
1		74.2	1:48.039	83.3	40.161	60.2		4:01.969	3	1:11.747	77.3	1:45.542	81.7	41.519	62.8		3:38.808
2	1:06.411	76.2	1:46.159	82.2	41.269	62.4		3:33.839	4	1:09.678	77.9	1:46.695	83.6	40.979	60.8		3:37.352

65 Hunt-Blakeney-Edwards (D)									AC Cobra								
lap	Sect-1	Speed	Sect-2	Speed	Sect-3	Speed	TopSpeed	laptime pit	lap	Sect-1	Speed	Sect-2	Speed	Sect-3	Speed	Topspeed	laptime pit
1		117.7	1:19.223	130.8	30.551	86.0		2:39.607	10	48.304	119.8	1:18.149	130.3	29.243	85.4		2:35.696
2	49.733	120.9	1:17.690	131.3	30.476	84.0		2:37.899	11	48.313	123.1	1:17.564	130.6	29.110	85.6		2:34.987
3	49.356	122.2	1:18.234	130.1	31.203	86.1		2:38.793	12	48.428	122.0	1:18.419	130.1	29.295	85.8		2:36.142
4	1:20.522	34.8	2:56.291	40.6	57.682	64.4		5:14.495	13	48.401	124.0	1:19.381	125.9	29.111	86.1		2:36.893
5	1:05.601	64.3	1:41.465	74.4	35.540	87.0		3:22.606	14	48.515	137.8	1:17.696	130.8	29.712	86.0		2:35.923
6	49.257	115.7	2:07.448	131.3	29.757	85.6		3:26.462 P	15	48.505	121.8	1:18.448	131.3	29.569	84.4		2:36.522
7	49.069	120.7	1:18.122	130.3	29.582	86.3		2:36.773	16	48.256	114.3	1:17.804	131.6	29.191	86.3		2:35.251
8	50.167	116.3	1:18.291	127.1	29.522	85.5		2:37.980	17	48.607	116.9	1:18.036	130.6	29.161	85.4		2:35.804
9	48.468	120.3	1:17.366	130.6	29.969	85.4		2:35.803	18	48.164	135.3	1:18.118	129.1	30.149	80.7		2:36.431

66 Wood T-Wood B (D)									Jaguar E-Type								
lap	Sect-1	Speed	Sect-2	Speed	Sect-3	Speed	TopSpeed	laptime pit	lap	Sect-1	Speed	Sect-2	Speed	Sect-3	Speed	Topspeed	laptime pit
1		115.3	1:18.853	132.1	30.046	84.7		2:41.486	10	51.224	119.2	1:22.179	130.6	30.322	85.1		2:43.725
2	49.141	118.1	1:18.217	132.6	29.706	86.4		2:37.064	11	50.027	119.4	1:18.804	130.6	29.615	86.1		2:38.446
3	49.574	119.4	1:18.154	130.1	30.478	85.4		2:38.206	12	49.064	115.1	2:49.050	100.5	35.258	75.8		4:13.372 P
4	1:21.178	36.0	2:56.358	40.4	57.963	67.0		5:15.499	13	56.229	95.2	1:26.885	112.8	33.582	80.4		2:56.696
5	1:04.475	61.6	1:41.564	67.8	35.625	83.3		3:21.664	14	57.520	91.3	1:27.455	110.2	34.023	76.6		2:58.998
6	49.554	120.3	1:18.026	132.4	29.969	85.6		2:37.549	15	55.457	96.1	1:28.398	119.4	34.230	78.0		2:58.085
7	49.415	119.4	1:17.703	131.1	30.114	85.5		2:37.232	16	54.112	104.9	1:26.414	116.5	33.593	76.0		2:54.119
8	49.641	120.5	1:18.490	131.1	29.803	85.8		2:37.934	17	57.758	96.1	1:27.453	116.5	33.357	77.9		2:58.568
9	49.606	121.8	1:18.033	131.8	30.343	81.8		2:37.982	18								

68 Drabble A-Drabble S (C)									Reliant Sabre Six								
lap	Sect-1	Speed	Sect-2	Speed	Sect-3	Speed	TopSpeed	laptime pit	lap	Sect-1	Speed	Sect-2	Speed	Sect-3	Speed	Topspeed	laptime pit
1		98.5	1:24.184	119.0	31.967	77.8		2:57.223	10	52.035	100.2	2:51.652	111.1	34.846	75.4		4:18.533 P
2	51.582	110.2	1:23.352	120.3	31.605	75.7		2:46.539	11	57.153	100.3	1:29.020	108.6	33.135	74.6		2:59.308
3	54.207	107.9	1:21.966	120.1	30.741	80.3		2:46.914	12	54.937	100.6	1:27.384	112.8	32.093	78.2		2:54.414
4	1:07.142	49.9	2:56.139	38.9	55.292	68.3		4:58.573	13	53.950	106.0	1:26.785	110.4	36.139	69.3		2:56.874
5	1:03.328	78.4	1:36.016	61.6	38.399	79.4		3:17.743	14	56.104	92.2	1:29.212	112.8	32.203	72.8		2:57.519
6	51.448	108.4	1:21.724	119.0	31.549	79.0		2:44.721	15	55.210	105.0	1:26.754	110.6	32.620	75.7		2:54.584
7	52.074	104.2	1:22.241	117.5	31.456	79.4		2:45.771	16	55.812	103.9	1:25.422	113.4	35.331	72.2		2:56.565
8	52.310	109.5	1:21.880	117.1	30.453	80.4		2:44.643	17	54.928	107.5	1:25.060	114.1	32.298	79.2		2:52.286
9	50.731	110.4	1:23.165	117.5	30.614	79.4		2:44.510	18								



Session Start: 10:49:26 - Finish: 11:40:22

Weather/Track Conditions: Bright / Dry

Circuit: Silverstone Historic Grand Prix

Track Length: 5.857 Km - 3.6394 miles





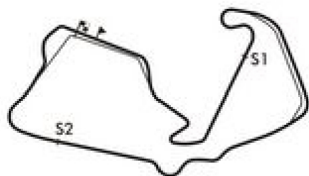


# Silverstone Classic - 29 - 31 Jul 2016

## RAC Tourist Trophy for Historic Cars (Pre '63 GT)

### Race 3 - Sector Analysis

207 Harris-Wilmoth (C)									Austin Healey 3000 Mk1								
lap	Sect-1	Speed	Sect-2	Speed	Sect-3	Speed	TopSpeed	laptime pit	lap	Sect-1	Speed	Sect-2	Speed	Sect-3	Speed	Topspeed	laptime pit
1		104.7	1:23.018	121.6	31.151	80.6		2:50.553	10	50.312	114.3	2:58.947	108.1	32.285	77.5		4:21.544 P
2	52.901	109.8	1:21.935	121.8	30.131	84.7		2:44.967	11	54.949	93.3	1:28.595	108.8	34.937	72.8		2:58.481
3	52.285	105.2	1:20.829	122.2	30.538	85.2		2:43.652	12	52.770	103.7	1:27.610	110.6	33.705	75.2		2:54.085
4	1:07.141	43.3	2:56.598	39.9	55.618	69.1		4:59.357	13	52.239	101.5	1:25.687	110.7	36.263	70.9		2:54.189
5	1:03.553	65.9	1:40.669	65.3	35.340	79.4		3:19.562	14	55.050	99.0	1:25.729	109.3	34.088	75.3		2:54.867
6	50.802	116.1	1:20.412	123.4	30.691	81.8		2:41.905	15	52.450	107.9	1:24.427	110.0	33.045	75.6		2:49.922
7	1:00.102	113.2	1:20.884	123.1	30.384	84.4		2:51.370	16	54.929	108.2	1:23.310	105.8	32.764	78.4		2:51.003
8	1:02.483	111.7	1:20.801	124.3	30.541	83.5		2:53.825	17	1:02.706	99.7	1:25.971	114.7	32.105	77.4		3:00.782
9	50.841	113.6	1:20.812	120.7	30.315	83.0		2:41.968	18								

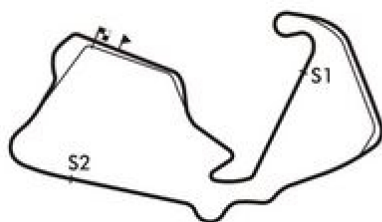


# Silverstone Classic - 29 - 31 Jul 2016

## RAC Tourist Trophy for Historic Cars (Pre '63 GT)

### Race 3 - Best Sector Times

POS	NO	DRIVER/S	Sector 1			Sector 2			Sector 3			IDEAL LAP	BEST LAP	On
			TIME	LAP	POS	TIME	LAP	POS	TIME	LAP	POS			
1	1	Friedrichs-Hadfield	47.645	13	2	1:16.512	12	3	28.601	7	1	2:32.758	<b>2:33.373</b>	<b>12</b>
2	65	Hunt-Blakeney-Edwards	48.164	18	4	1:17.366	9	5	29.110	11	7	2:34.640	<b>2:34.987</b>	<b>11</b>
3	73	Cottingham-Smith	48.049	7	3	1:16.473	15	2	29.039	8	6	2:33.561	<b>2:35.347</b>	<b>6</b>
4	16	Halusa L-Halusa M	46.743	13	1	1:15.389	8	1	28.899	7	3	2:31.031	<b>2:31.843</b>	<b>7</b>
5	55	Melling-Hall	48.340	8	6	1:17.807	17	8	28.935	13	4	2:35.082	<b>2:35.524</b>	<b>8</b>
6	6	Andrew Haddon	48.886	16	8	1:17.979	2	10	29.588	15	15	2:36.453	<b>2:36.766</b>	<b>15</b>
7	38	Young Jo-Young Ja	49.334	2	11	1:17.409	7	6	29.486	8	11	2:36.229	<b>2:36.846</b>	<b>2</b>
8	21	Greensall-Le Blanc	48.736	7	7	1:17.971	9	9	29.212	6	8	2:35.919	<b>2:36.616</b>	<b>7</b>
9	15	John Burton	50.345	17	18	1:19.887	12	15	29.952	15	19	2:40.184	<b>2:40.870</b>	<b>15</b>
10	7	Naismith N-Naismith H	49.030	8	9	1:19.005	7	12	29.882	6	18	2:37.917	<b>2:38.232</b>	<b>7</b>
11	28	Michael Gans	50.684	11	22	1:21.350	6	22	29.555	8	14	2:41.589	<b>2:42.324</b>	<b>13</b>
12	23	Peter Stöhrmann Jnr	50.678	18	21	1:20.306	8	17	29.318	6	9	2:40.302	<b>2:41.211</b>	<b>18</b>
13	82	Bob Binfield	50.044	13	14	1:20.717	16	20	30.344	6	25	2:41.105	<b>2:41.932</b>	<b>7</b>
14	84	McKinnon-Clark	50.412	9	19	1:20.171	16	16	30.180	8	22	2:40.763	<b>2:42.058</b>	<b>13</b>
15	75	Müller U-Müller A	49.825	8	13	1:19.384	7	13	29.598	8	16	2:38.807	<b>2:39.763</b>	<b>8</b>
16	90	Halstead-McPherson	50.622	9	20	1:20.601	6	19	29.486	7	12	2:40.709	<b>2:41.741</b>	<b>9</b>
17	97	Oliver Stirling	51.788	15	28	1:22.579	16	30	30.103	17	20	2:44.470	<b>2:45.088</b>	<b>16</b>
18	60	Katarina Kyvalova	50.921	15	24	1:21.953	16	27	31.250	13	34	2:44.124	<b>2:44.898</b>	<b>14</b>
19	66	Wood T-Wood B	49.064	12	10	1:17.703	7	7	29.615	11	17	2:36.382	<b>2:37.064</b>	<b>2</b>
20	59	Simon King	51.897	15	29	1:22.637	8	32	30.337	10	24	2:44.871	<b>2:46.430</b>	<b>2</b>
21	22	Goble-Miller	50.073	9	16	1:19.630	6	14	30.443	9	27	2:40.146	<b>2:40.725</b>	<b>9</b>
22	42	Michael Birch	52.877	6	34	1:24.329	8	37	30.566	8	29	2:47.772	<b>2:48.893</b>	<b>6</b>
23	121	Allen-Roberts	52.910	15	35	1:24.609	15	38	31.799	6	40	2:49.318	<b>2:49.405</b>	<b>15</b>
24	53	Bason-Green	52.461	14	33	1:23.238	15	33	31.671	17	38	2:47.370	<b>2:48.152</b>	<b>15</b>
25	207	Harris-Wilmoth	50.312	10	17	1:20.412	6	18	30.131	2	21	2:40.855	<b>2:41.905</b>	<b>6</b>
26	17	Milner-Gedda	50.055	9	15	1:21.904	8	26	31.221	2	33	2:43.180	<b>2:44.516</b>	<b>6</b>
27	26	Mark Ellis	52.401	14	32	1:23.930	6	36	30.747	6	30	2:47.078	<b>2:48.121</b>	<b>7</b>
28	68	Drabble A-Drabble S	50.731	9	23	1:21.724	6	24	30.453	8	28	2:42.908	<b>2:44.510</b>	<b>9</b>
29	13	Wolfe-Wilson	53.012	2	36	1:23.770	2	35	30.376	3	26	2:47.158	<b>2:47.763</b>	<b>2</b>
30	79	Bianchi T-Bianchi P	51.595	7	27	1:21.798	7	25	31.024	6	31	2:44.417	<b>2:44.821</b>	<b>7</b>
31	58	Marc Gordon	53.742	14	41	1:25.132	15	41	31.994	5	44	2:50.868	<b>2:51.564</b>	<b>15</b>
32	5	Tom Pead	53.958	9	43	1:26.366	7	44	32.576	6	46	2:52.900	<b>2:53.754</b>	<b>7</b>
33	70	Kremer D-Kremer G	49.516	7	12	1:18.936	7	11	28.842	6	2	2:37.294	<b>2:37.399</b>	<b>7</b>
34	177	Davison B-Davison J	51.055	13	25	1:21.545	13	23	29.418	16	10	2:42.018	<b>2:42.723</b>	<b>13</b>
35	77	Ken Prichard Jones	54.062	15	44	1:24.801	7	40	31.954	7	42	2:50.817	<b>2:52.036</b>	<b>7</b>
36	149	Woodgate-Greaves	55.512	2	47	1:27.212	6	45	32.646	6	48	2:55.370	<b>2:55.459</b>	<b>6</b>
37	33	Peter Adams	56.064	9	49	1:27.757	12	47	31.874	14	41	2:55.695	<b>2:56.813</b>	<b>14</b>
38	50	Dutton-Chudecki	53.804	7	42	1:25.675	3	42	32.627	3	47	2:52.106	<b>2:52.673</b>	<b>6</b>
39	91	Wood-Bilderbeck	53.676	16	39	1:24.630	16	39	31.967	16	43	2:50.273	<b>2:50.273</b>	<b>16</b>
40	10	Charles Clegg	54.545	15	46	1:27.308	10	46	33.216	10	49	2:55.069	<b>2:55.863</b>	<b>14</b>
41	144	Christopher Wilks	57.977	10	51	1:30.989	16	51	34.922	16	51	3:03.888	<b>3:04.607</b>	<b>16</b>
42	18	Weston-Sutcliffe	56.883	14	50	1:30.862	16	50	33.727	16	50	3:01.472	<b>3:02.586</b>	<b>14</b>
43	86	Till Bechtolsheimer	48.202	7	5	1:17.181	7	4	28.983	10	5	2:34.366	<b>2:34.498</b>	<b>7</b>
44	29	Draper-James	54.082	9	45	1:25.891	2	43	31.726	6	39	2:51.699	<b>2:52.536</b>	<b>6</b>



**Session Start: 10:49:26 - Finish: 11:40:22**  
**Weather/Track Conditions: Bright / Dry**  
**Circuit: Silverstone Historic Grand Prix**  
**Track Length: 5.857 Km - 3.6394 miles**

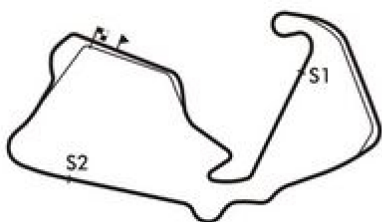


# Silverstone Classic - 29 - 31 Jul 2016

## RAC Tourist Trophy for Historic Cars (Pre '63 GT)

### Race 3 - Best Sector Times

POS	NO	DRIVER/S	Sector 1			Sector 2			Sector 3			IDEAL LAP	BEST LAP	On
			TIME	LAP	POS	TIME	LAP	POS	TIME	LAP	POS			
45	31	Vandyk-Daniell	56.004	8	48	1:29.144	11	49	32.328	7	45	2:57.476	<b>2:58.099</b>	<b>11</b>
46	20	Hall-O'Shea	52.092	7	31	1:23.424	2	34	31.429	6	37	2:46.945	<b>2:49.077</b>	<b>6</b>
47	44	Gareth Burnett	51.425	6	26	1:22.529	6	29	31.165	3	32	2:45.119	<b>2:45.372</b>	<b>6</b>
48	49	Middlehurst-Beaumont	51.991	6	30	1:22.098	3	28	30.303	3	23	2:44.392	<b>2:45.239</b>	<b>6</b>
49	14	Paul Garside	53.692	2	40	1:28.147	1	48	31.324	1	36	2:53.163	<b>2:55.932</b>	<b>6</b>
50	46	Ant Anstead	1:00.602	3	52	1:34.791	6	52	36.472	5	52	3:11.865	<b>3:14.958</b>	<b>2</b>
51	63	McGlone-Clegg	1:06.411	2	53	1:45.542	3	53	40.161	1	53	3:32.114	<b>3:33.839</b>	<b>2</b>
52	57	Mason Franchitti-Knill-Jones	53.350	2	38	1:22.635	2	31	31.282	2	35	2:47.267	<b>2:47.267</b>	<b>2</b>
53	96	Bentley-Wilson	53.258	2	37	1:21.268	2	21	29.488	2	13	2:44.014	<b>2:44.014</b>	<b>2</b>



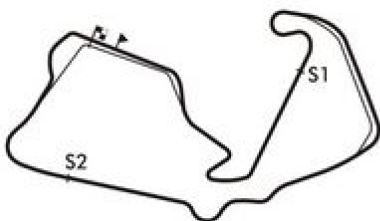
**Session Start: 10:49:26 - Finish: 11:40:22**  
**Weather/Track Conditions: Bright / Dry**  
**Circuit: Silverstone Historic Grand Prix**  
**Track Length: 5.857 Km - 3.6394 miles**

# Silverstone Classic - 29 - 31 Jul 2016

## RAC Tourist Trophy for Historic Cars (Pre '63 GT)

### Race 3 - Best Sector Speeds

	NO	SECTOR 1	MPH	NO	SECTOR 2	MPH	NO	SECTOR 3	MPH
1	65	Hunt-Blakeney-Edwards	137.8	1	Friedrichs-Hadfield	137.2	16	Halusa L-Halusa M	90.9
2	7	Naismith N-Naismith H	133.2	38	Young Jo-Young Ja	134.2	86	Till Bechtolsheimer	88.3
3	15	John Burton	127.6	16	Halusa L-Halusa M	133.7	1	Friedrichs-Hadfield	88.1
4	1	Friedrichs-Hadfield	126.4	75	Müller U-Müller A	133.7	6	Andrew Haddon	87.4
5	16	Halusa L-Halusa M	125.7	6	Andrew Haddon	132.9	38	Young Jo-Young Ja	87.3
6	38	Young Jo-Young Ja	123.6	66	Wood T-Wood B	132.6	65	Hunt-Blakeney-Edwards	87.0
7	66	Wood T-Wood B	121.8	86	Till Bechtolsheimer	131.8	21	Greensall-Le Blanc	86.8
8	73	Cottingham-Smith	121.6	65	Hunt-Blakeney-Edwards	131.6	73	Cottingham-Smith	86.8
9	86	Till Bechtolsheimer	121.4	22	Goble-Miller	131.3	55	Melling-Hall	86.6
10	6	Andrew Haddon	121.1	55	Melling-Hall	130.6	66	Wood T-Wood B	86.4
11	55	Melling-Hall	119.4	84	McKinnon-Clark	129.8	84	McKinnon-Clark	86.4
12	75	Müller U-Müller A	119.0	73	Cottingham-Smith	129.6	82	Bob Binfield	86.0
13	21	Greensall-Le Blanc	118.4	21	Greensall-Le Blanc	127.6	70	Kremer D-Kremer G	85.5
14	22	Goble-Miller	117.9	7	Naismith N-Naismith H	126.9	75	Müller U-Müller A	85.4
15	17	Milner-Gedda	116.7	82	Bob Binfield	126.4	22	Goble-Miller	85.3
16	82	Bob Binfield	116.5	15	John Burton	125.9	207	Harris-Wilmoth	85.2
17	207	Harris-Wilmoth	116.1	17	Milner-Gedda	125.2	15	John Burton	84.6
18	79	Bianchi T-Bianchi P	115.9	207	Harris-Wilmoth	124.3	90	Halstead-McPherson	84.2
19	84	McKinnon-Clark	115.7	79	Bianchi T-Bianchi P	122.9	7	Naismith N-Naismith H	84.0
20	44	Gareth Burnett	114.7	60	Katarina Kyvalova	122.5	17	Milner-Gedda	83.5
21	20	Hall-O'Shea	113.6	57	Mason Franchitti-Knill-Jones	121.1	23	Peter Stöhrmann Jnr	83.1
22	70	Kremer D-Kremer G	111.8	68	Drabble A-Drabble S	120.3	60	Katarina Kyvalova	83.0
23	68	Drabble A-Drabble S	110.4	58	Marc Gordon	119.4	96	Bentley-Wilson	82.7
24	23	Peter Stöhrmann Jnr	109.8	23	Peter Stöhrmann Jnr	119.0	177	Davison B-Davison J	82.1
25	60	Katarina Kyvalova	109.7	77	Ken Prichard Jones	119.0	28	Michael Gans	81.7
26	57	Mason	109.5	20	Hall-O'Shea	118.8	59	Simon King	81.7
27	77	Ken Prichard Jones	109.1	70	Kremer D-Kremer G	118.6	49	Middlehurst-Beaumont	81.3
28	58	Marc Gordon	108.9	44	Gareth Burnett	117.7	97	Oliver Stirling	81.2
29	121	Allen-Roberts	108.1	90	Halstead-McPherson	116.3	79	Bianchi T-Bianchi P	81.1
30	90	Halstead-McPherson	107.9	5	Tom Pead	114.1	20	Hall-O'Shea	81.0
31	26	Mark Ellis	107.4	26	Mark Ellis	113.9	42	Michael Birch	80.4
32	50	Dutton-Chudecki	107.2	49	Middlehurst-Beaumont	113.7	53	Bason-Green	80.4
33	5	Tom Pead	107.0	59	Simon King	113.4	68	Drabble A-Drabble S	80.4
34	59	Simon King	106.9	53	Bason-Green	112.4	13	Wolfe-Wilson	80.1
35	49	Middlehurst-Beaumont	106.2	121	Allen-Roberts	112.4	57	Mason Franchitti-Knill-Jones	79.9
36	53	Bason-Green	105.0	50	Dutton-Chudecki	112.2	44	Gareth Burnett	79.8
37	177	Davison B-Davison J	105.0	97	Oliver Stirling	111.7	91	Wood-Bilderbeck	79.4
38	29	Draper-James	104.0	177	Davison B-Davison J	111.7	14	Paul Garside	79.3
39	28	Michael Gans	103.9	149	Woodgate-Greaves	111.5	26	Mark Ellis	79.2
40	97	Oliver Stirling	103.6	28	Michael Gans	111.3	29	Draper-James	79.1



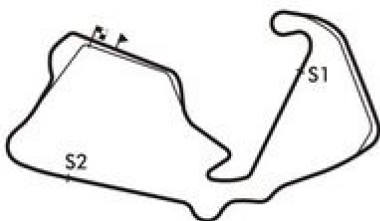
**Session Start: 10:49:26 - Finish: 11:40:22**  
**Weather/Track Conditions: Bright / Dry**  
**Circuit: Silverstone Historic Grand Prix**  
**Track Length: 5.857 Km - 3.6394 miles**

# Silverstone Classic - 29 - 31 Jul 2016

## RAC Tourist Trophy for Historic Cars (Pre '63 GT)

### Race 3 - Best Sector Speeds

41	13	Wolfe-Wilson	103.1	14	Paul Garside	110.9	50	Dutton-Chudecki	79.0
42	14	Paul Garside	103.1	13	Wolfe-Wilson	109.8	77	Ken Prichard Jones	79.0
43	42	Michael Birch	100.8	91	Wood-Bilderbeck	108.9	10	Charles Clegg	78.8
44	149	Woodgate-Greaves	100.6	29	Draper-James	108.8	58	Marc Gordon	78.6
45	91	Wood-Bilderbeck	100.5	10	Charles Clegg	108.2	149	Woodgate-Greaves	78.4
46	31	Vandyk-Daniell	98.5	42	Michael Birch	107.5	5	Tom Pead	78.1
47	33	Peter Adams	98.4	96	Bentley-Wilson	106.4	121	Allen-Roberts	77.8
48	96	Bentley-Wilson	98.3	33	Peter Adams	105.2	33	Peter Adams	76.7
49	46	Ant Anstead	97.7	31	Vandyk-Daniell	105.0	31	Vandyk-Daniell	76.6
50	10	Charles Clegg	96.0	144	Christopher Wilks	103.4	18	Weston-Sutcliffe	74.0
51	144	Christopher Wilks	95.7	18	Weston-Sutcliffe	101.1	144	Christopher Wilks	72.6
52	18	Weston-Sutcliffe	94.3	46	Ant Anstead	91.3	46	Ant Anstead	68.4
53	63	McGlone-Clegg	77.9	63	McGlone-Clegg	83.6	63	McGlone-Clegg	62.8



**Session Start: 10:49:26 - Finish: 11:40:22**  
**Weather/Track Conditions: Bright / Dry**  
**Circuit: Silverstone Historic Grand Prix**  
**Track Length: 5.857 Km - 3.6394 miles**









### Silverstone Classic - 29 - 31 Jul 2016

## FIA Masters Historic Formula One

### Race 5 - Starting Grid

Sheet No:

Start Time : 14:10 - Heat Duration : 25 Minutes

15	29	9	Judy Lyons			
14	27	177	Christian Perrier	28	15	Michel Baudoin
13	25	28	Doug Mockett	26	39	Marc Devis
12	23	22	James Hagan	24	33	John Delane
11	21	61	Jason Wright	22	82	Chris Drake
10	19	30	David Abbott	20	36	Alexander Furiani
9	17	88	Max Smith-Hilliard	18	66	Tommy Dreelan
8	15	97	Jamie Constable	16	21	Derek Jones
7	13	48	Bill Coombs	14	32	Philip Hall
6	11	8	Rob Hall	12	4	Joaquin Folch-Rusinol
5	9	14	Simon Fish	10	34	Mike Cantillon
4	7	70	Loic Deman	8	31	Steve Hartley
3	5	27	Mike Wrigley	6	37	Christophe D'Ansembourg
2	3	44	Martin Stretton	4	5	Ollie Hancock
1	1	6	Nick Padmore	2	11	Gregory Thornton

Pole Right

ROW

Circuit: Silverstone Historic Grand Prix  
Track Length: 5.857 Km - 3.6394 miles

Steward: John Naylor

Steward: Jan Mienkinsky

Steward: Rod Parkin





## Silverstone Classic - 29 - 31 Jul 2016

### FIA Masters Historic Formula One Race 15 - Starting Grid

Sheet No:

Start Time : 13:05 - Heat Duration : 25 Minutes

14	27	<b>15</b> Michel Baudoin	28	<b>9</b> Judy Lyons
13	25	<b>39</b> Marc Devis	26	<b>177</b> Christian Perrier
12	23	<b>33</b> John Delane	24	<b>28</b> Doug Mockett
11	21	<b>82</b> Chris Drake	22	<b>22</b> James Hagan
10	19	<b>36</b> Alexander Furiani	20	<b>61</b> Jason Wright
9	17	<b>66</b> Tommy Dreelan	18	<b>30</b> David Abbott
8	15	<b>21</b> Derek Jones	16	<b>88</b> Max Smith-Hilliard
7	13	<b>32</b> Philip Hall	14	<b>97</b> Jamie Constable
6	11	<b>8</b> Rob Hall	12	<b>48</b> Bill Coombs
5	9	<b>14</b> Simon Fish	10	<b>34</b> Mike Cantillon
4	7	<b>70</b> Loic Deman	8	<b>31</b> Steve Hartley
3	5	<b>27</b> Mike Wrigley	6	<b>37</b> Christophe D'Ansembourg
2	3	<b>44</b> Martin Stretton	4	<b>5</b> Ollie Hancock
1	1	<b>6</b> Nick Padmore	2	<b>11</b> Gregory Thornton

Pole Right

ROW

Circuit: Silverstone Historic Grand Prix  
Track Length: 5.857 Km - 3.6394 miles

Steward: John Naylor

Steward: Jan Mienkinsky

Steward: Rod Parkin





## Silverstone Classic - 29 - 31 Jul 2016

### RAC Woodcote Trophy for Pre '56 Sports Cars Presented by Jaguar Race 4 - Classification - AMENDED

Sheet No:

POS	NO	DRIVER/S	CLASS	CLASS POS	CAR MAKE / MODEL	TIME	LAPS	GAP	DIFF	MPH	BEST	ON
1	54	Chris Ward	WT4	1	Cooper Jaguar T33	50:10.487	19	-- 19 laps		82.69	2:31.526	3
2	11	Wakeman-Blakeney-Edwards	WT4	2	Cooper T38	50:13.857	19	3.370	3.370	82.59	2:31.850	12
3	23	Wood T-Wood B	WT4	1	RGS Atalanta	51:45.927	19	1:35.440	1:32.070	80.14	2:36.167	2
4	10	Bourne-Paul	WT3	1	Lotus Mk10	51:53.076	19	1:42.589	7.149	79.96	2:36.057	5
5	45	Stretton-Wilson	WT3	1	Maserati 250S	52:12.151	19	2:01.664	19.075	79.47	2:33.964	2
6	2	Friedrichs-Hadfield	WT3	2	Aston Martin DB3S	52:22.651	19	2:12.164	10.500	79.21	2:35.967	14
7	20	Rudiger Friedrichs	WT4	2	Jaguar C-Type	52:31.979	19	2:21.492	9.328	78.98	2:38.878	14
8	101	Till Bechtolsheimer	WT4	3	Allard J2	52:36.661	19	2:26.174	4.682	78.86	2:36.228	14
9	12	Steve Brooks	WT3	2	Aston Martin DB3S	52:49.194	19	2:38.707	12.533	78.55	2:39.724	3
10	8	Pearson J-Pearson G	WT4	3	Jaguar D-Type	50:17.128	18	-- 18 laps	14.513	78.16	2:39.321	15
11	6	Wigley-Ure	WT2	1	Cooper Bristol T24/25	50:19.260	18	2.132	2.132	78.11	2:39.878	17
12	98	Llewellyn O -Llewellyn T	WT4	4	Allard J2	50:20.613	18	3.485	1.353	78.07	2:39.705	15
13	120	Abecassis-Woolmer	WT3	3	Austin-Healey 100/4	50:40.597	18	23.469	19.984	77.56	2:41.738	4
14	9	Eastick-Jones	WT4	4	Jaguar D-Type	50:47.030	18	29.902	6.433	77.39	2:39.623	5
15	22	Karsten Le Blanc	WT3	4	Austin-Healey 100S	51:24.252	18	1:07.124	37.222	76.46	2:43.253	18
16	17	Melling-Hall	WT3	3	Aston Martin DB3	51:46.380	18	1:29.252	22.128	75.91	2:40.539	16
17	14	Brown J-Brown C	WT4	5	Jaguar C-Type	52:17.644	18	2:00.516	31.264	75.16	2:46.659	6
18	72	Katarina Kyvalova	WT4	5	Cooper Jaguar T33	52:28.876	18	2:11.748	11.232	74.89	2:44.889	12
19	16	Christopher Jolly	WT3	4	Aston Martin DB2	52:45.083	18	2:27.955	16.207	74.51	2:48.181	14
20	132	Patrick Rignell	WT3	5	Austin-Healey 100S	50:11.644	17	-- 17 laps	17.562	73.96	2:46.398	6
21	56	Nils-Fredrik Nyblæus	WT3	6	Austin-Healey 100M	50:32.024	17	20.380	20.380	73.46	2:49.291	6
22	27	Martyn Corfield	WT2	2	Frazer Nash Le Mans	50:33.021	17	21.377	0.997	73.43	2:50.112	15
23	4	Champion-Stretton	WT2	3	Frazer Nash Mille Miglia	50:33.959	17	22.315	0.938	73.41	2:48.959	16
24	76	Knight-Harris	WT3	7	Austin-Healey 100	50:35.932	17	24.288	1.973	73.36	2:46.746	5
25	121	Allen-Roberts	WT3	5	Aston Martin DB2	50:43.214	17	31.570	7.282	73.19	2:50.921	11
26	36	Nigel Batchelor	WT3	6	Aston Martin DB2/4	50:57.419	17	45.775	14.205	72.84	2:52.422	6
27	29	Clarke-Stamper	WT3	7	Austin-Healey 100M	51:22.212	17	1:10.568	24.793	72.26	2:50.839	14
28	28	David Cottingham	WT2	4	Ferrari 500 TRC	51:28.905	17	1:17.261	6.693	72.10	2:51.270	17
29	38	Müller U-Müller A	WT3	8	Aston Martin DB3 Coupe	51:41.312	17	1:29.668	12.407	71.81	2:49.346	6
30	18	Mahmoud-Bustros	WT3	9	Austin-Healey 100M	51:45.620	17	1:33.976	4.308	71.71	2:50.670	5
31	33	Phillips C-Phillips O	WT2	5	Cooper Bristol	52:28.154	17	2:16.510	42.534	70.74	2:53.890	15
32	154	Ziller-Arif	WT2	6	Triumph TR2	52:59.963	17	2:48.319	31.809	70.04	2:58.572	6
33	30	Woodbridge-Rowley	WT4	6	Jaguar XK120 OTS	50:54.243	16	-- 16 laps	54.784	68.63	2:58.169	13
34	24	Ward S-Ward J	WT4	7	Jaguar XK120 Ecurie	51:55.483	16	1:01.240	1:01.240	67.28	2:59.508	15
35	51	John Cleland	WT1	1	Lotus Mk6	52:16.075	16	1:21.832	20.592	66.84	3:06.519	5
36	31	Mitchell-Campbell	WT2	7	Frazer Nash Miglia Mille	50:30.880	15	-- 15 laps	1:23.489	64.84	3:02.078	13
----- NOT CLASSIFIED -----												
DNF	71	Stanton-Perkins	WT2		Tojeiro Sports	42:11.544	14	-- 14 laps		72.45	2:49.827	8
DNF	19	Matthew Holme	WT2		Alfa Romeo 1900 CSS	40:26.630	13	-- 13 laps	1:06.961	70.18	2:57.199	7

Car 16 - 20 second penalty, short pit stop, Final Instruction 33/34 refers.  
 Car 36 - 26 second penalty, short pit stop, Final Instruction 33/34 refers.  
 Car 76 - 20 second penalty, failing to stop in pit window, Final Instruction 33/34 refers.

Session Start: 11:59:33 - Finish: 12:49:43  
 Weather/Track Conditions: Cloud / Dry  
 Circuit: Silverstone Historic Grand Prix  
 Track Length: 5.857 Km - 3.6394 miles

These results are provisional until the conclusion of any judicial and technical matters.

Clerk of the Course:

Timekeeper:

Issued at:



**Silverstone Classic - 29 - 31 Jul 2016**

**RAC Woodcote Trophy for Pre '56 Sports Cars Presented by Jaguar**

**Race 4 - Classification - AMENDED**

**Sheet No:**

DNF 34	Harrison-Taft	WT2	Cooper Bristol T25						
DNF 25	Nick Ruddell	WT3	Aston Martin DB2/4 Mk1	14:41.495	5	-- 5 laps --	74.31	2:52.008	3
DNF 15	Patrick Watts	WT4	Allard J2	44:28.116	15	-- 15 laps	73.65	2:38.849	3
DNF 32	Blakeney-Edwards-Hunt	WT4	HWM Sports	16:02.213	6	-- 6 laps --	81.69	2:37.716	4

----- FASTEST LAP SUMMARY -----

NO	DRIVER/S	CLASS	CAR MAKE / MODEL	FASTEST LAP	ON	MPH
54	Chris Ward	WT4A	Cooper Jaguar T33	2:31.526	3	86.47
45	Stretton-Wilson	WT3	Maserati 250S	2:33.964	2	85.10
2	Friedrichs-Hadfield	WT3A	Aston Martin DB3S	2:35.967	14	84.00
23	Wood T-Wood B	WT4	RGS Atalanta	2:36.167	2	83.90
6	Wigley-Ure	WT2	Cooper Bristol T24/25	2:39.878	17	81.95
51	John Cleland	WT1	Lotus Mk6	3:06.519	5	70.24

Car 16 - 20 second penalty, short pit stop, Final Instruction 33/34 refers.  
Car 36 - 26 second penalty, short pit stop, Final Instruction 33/34 refers.  
Car 76 - 20 second penalty, failing to stop in pit window, Final Instruction 33/34 refers.

*Session Start: 11:59:33 - Finish: 12:49:43*  
*Weather/Track Conditions: Cloud / Dry*  
*Circuit: Silverstone Historic Grand Prix*  
*Track Length: 5.857 Km - 3.6394 miles*

These results are provisional until the conclusion of any judicial and technical matters.

Clerk of the Course:

Timekeeper:

Issued at:











# Silverstone Classic - 29 - 31 Jul 2016

## RAC Woodcote Trophy for Pre '56 Sports Cars Presented by Jaguar

### Race 4 - Sector Analysis

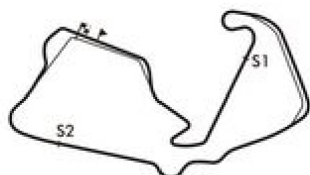
33 Phillips C-Phillips O (WT2)									Cooper Bristol								
lap	Sect-1	Speed	Sect-2	Speed	Sect-3	Speed	TopSpeed	laptime pit	lap	Sect-1	Speed	Sect-2	Speed	Sect-3	Speed	Topspeed	laptime pit
1		82.8	1:31.440	106.7	34.228	73.6		3:14.610	10	58.128	95.9	1:31.623	105.8	34.859	73.4		3:04.610
2	55.995	93.6	1:28.321	105.5	33.593	75.1		2:57.909	11	58.351	99.7	1:27.946	106.4	33.753	74.2		3:00.050
3	56.126	94.7	1:28.817	104.4	33.551	74.2		2:58.494	12	56.087	98.8	1:26.644	108.4	33.368	75.1		2:56.099
4	56.102	98.5	1:28.311	105.4	32.559	73.7		2:56.972	13	55.802	100.0	1:27.749	107.9	33.936	73.7		2:57.487
5	54.897	97.5	1:27.032	106.4	33.287	74.4		2:55.216	14	55.548	101.1	1:26.215	106.9	33.804	73.7		2:55.567
6	54.698	98.5	1:27.762	104.4	33.068	73.3		2:55.528	15	54.651	100.2	1:25.655	105.8	33.584	73.9		2:53.890
7	56.433	95.3	1:27.224	104.5	32.905	72.7		2:56.562	16	57.698	100.2	1:30.469	88.7	36.893	71.9		3:05.060
8	55.563	97.5	1:28.890	104.4	32.928	74.0		2:57.381	17	57.821	98.8	1:30.263	104.5	34.256	74.6		3:02.340
9	55.835	95.3	3:06.396	93.9	38.148	71.5		4:40.379 P	18								

34 Harrison-Taft (WT2)									Cooper Bristol T25								
lap	Sect-1	Speed	Sect-2	Speed	Sect-3	Speed	TopSpeed	laptime pit	lap	Sect-1	Speed	Sect-2	Speed	Sect-3	Speed	Topspeed	laptime pit

36 Nigel Batchelor (WT3)									Aston Martin DB2/4								
lap	Sect-1	Speed	Sect-2	Speed	Sect-3	Speed	TopSpeed	laptime pit	lap	Sect-1	Speed	Sect-2	Speed	Sect-3	Speed	Topspeed	laptime pit
1		89.4	1:30.995	108.2	34.337	72.4		3:10.764	10	54.755	101.1	1:28.264	109.5	32.149	76.2		2:55.168
2	56.062	100.6	1:27.257	108.9	32.090	77.0		2:55.409	11	54.560	100.9	1:26.772	109.8	32.092	77.4		2:53.424
3	53.691	100.2	1:27.411	106.2	32.392	77.7		2:53.494	12	54.212	102.5	1:27.421	109.1	32.518	76.3		2:54.151
4	54.079	97.8	1:27.111	107.9	32.369	76.2		2:53.559	13	54.033	103.2	1:26.914	109.5	32.425	76.3		2:53.372
5	54.664	102.0	1:26.268	107.5	32.001	77.3		2:52.933	14	54.159	102.9	1:25.603	111.3	32.903	77.0		2:52.665
6	54.578	102.0	1:25.414	110.2	32.430	76.0		2:52.422	15	54.428	103.6	1:27.923	109.5	34.039	78.7		2:56.390
7	55.453	99.7	1:25.983	109.5	32.717	75.8		2:54.153	16	54.055	100.9	1:28.719	108.2	32.524	78.0		2:55.298
8	54.858	104.4	1:27.279	108.6	32.076	76.4		2:54.213	17	55.788	100.3	1:27.824	110.2	32.372	77.0		2:55.984
9	54.775	102.3	2:20.851	107.0	32.394	78.3		3:48.020 P	18								

38 Müller U-Müller A (WT3A)									Aston Martin DB3 Coupe								
lap	Sect-1	Speed	Sect-2	Speed	Sect-3	Speed	TopSpeed	laptime pit	lap	Sect-1	Speed	Sect-2	Speed	Sect-3	Speed	Topspeed	laptime pit
1		92.1	1:29.208	109.5	33.011	73.1		3:07.428	10	57.784	94.0	1:28.389	109.3	33.333	76.3		2:59.506
2	55.089	105.5	1:26.103	111.8	32.954	76.0		2:54.146	11	56.461	90.8	1:29.141	104.5	33.075	76.6		2:58.677
3	54.581	106.2	1:25.958	112.4	32.126	76.8		2:52.665	12	55.288	89.1	1:28.667	110.2	34.346	76.6		2:58.301
4	53.879	105.0	1:25.404	110.7	31.881	76.6		2:51.164	13	57.761	91.9	1:27.344	110.4	34.584	76.9		2:59.689
5	55.829	100.6	1:24.875	113.6	32.152	78.3		2:52.856	14	55.834	93.6	1:27.465	107.4	33.893	77.4		2:57.192
6	53.154	106.0	1:24.804	111.3	31.388	79.6		2:49.346	15	54.236	99.6	1:28.552	108.8	34.243	76.9		2:57.031
7	52.788	108.9	1:26.428	105.4	32.795	75.4		2:52.011	16	54.235	93.3	1:27.801	109.8	32.963	78.2		2:54.999
8	53.874	94.5	3:04.813	99.7	36.496	74.9		4:35.183 P	17	54.242	92.8	1:28.787	105.5	34.003	73.9		2:57.032
9	58.860	77.7	1:31.160	105.2	34.066	73.8		3:04.086	18								

45 Stretton-Wilson (WT3)									Maserati 250S								
lap	Sect-1	Speed	Sect-2	Speed	Sect-3	Speed	TopSpeed	laptime pit	lap	Sect-1	Speed	Sect-2	Speed	Sect-3	Speed	Topspeed	laptime pit
1		117.7	1:17.404	131.6	29.537	88.2		2:37.244	11	48.106	119.6	1:18.281	128.3	28.950	89.4		2:35.337
2	47.736	118.8	1:17.652	124.0	28.576	89.0		2:33.964	12	48.681	110.6	1:18.724	128.3	29.140	88.2		2:36.545
3	47.644	121.8	1:17.963	126.1	29.062	86.4		2:34.669	13	48.777	111.5	1:18.889	126.4	29.947	88.1		2:37.613
4	47.999	114.7	1:18.288	125.2	28.876	87.7		2:35.163	14	48.720	113.2	3:05.505	119.0	32.299	82.0		4:26.524 P
5	48.711	119.4	1:17.540	127.1	29.254	84.6		2:35.505	15	51.213	117.3	1:24.711	121.8	31.823	83.4		2:47.747
6	48.197	120.1	1:17.318	127.6	28.516	87.7		2:34.031	16	51.622	108.1	1:23.654	119.8	32.701	77.0		2:47.977
7	47.848	115.3	1:17.878	124.0	29.111	86.7		2:34.837	17	52.384	110.9	1:23.639	122.0	32.490	84.4		2:48.513
8	48.127	115.5	1:18.100	126.1	28.559	89.7		2:34.786	18	51.386	112.6	1:26.127	119.6	32.995	79.4		2:50.508
9	48.283	117.1	1:17.739	127.1	29.389	84.4		2:35.411	19	52.855	105.5	1:24.878	110.6	32.455	83.6		2:50.188
10	48.176	114.1	1:18.009	128.6	29.404	84.2		2:35.589	20								



Session Start: 11:59:33 - Finish: 12:49:43  
Weather/Track Conditions: Cloud / Dry  
Circuit: Silverstone Historic Grand Prix  
Track Length: 5.857 Km - 3.6394 miles







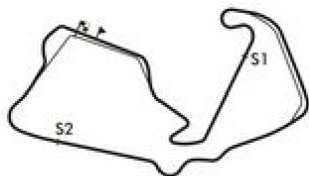
# Silverstone Classic - 29 - 31 Jul 2016

## RAC Woodcote Trophy for Pre '56 Sports Cars Presented by Jaguar

### Race 4 - Sector Analysis

132 Patrick Rignell (WT3A)									Austin-Healey 100S								
lap	Sect-1	Speed	Sect-2	Speed	Sect-3	Speed	TopSpeed	laptime pit	lap	Sect-1	Speed	Sect-2	Speed	Sect-3	Speed	Topspeed	laptime pit
1		94.0	1:27.967	110.4	32.070	78.6		3:01.195	10	52.281	106.4	1:23.739	113.6	30.849	82.0		2:46.869
2	54.138	103.4	1:25.330	111.1	31.540	77.8		2:51.008	11	51.654	105.8	3:45.446	109.8	31.187	82.0		5:08.287 P
3	52.433	108.8	1:22.892	111.7	31.581	80.6		2:46.906	12	53.738	101.2	1:23.228	113.2	31.057	80.5		2:48.023
4	51.764	105.7	1:23.776	112.6	32.060	78.9		2:47.600	13	52.221	106.9	1:23.385	113.6	31.113	82.0		2:46.719
5	52.368	108.4	1:23.053	112.8	31.698	80.9		2:47.119	14	52.115	106.9	1:23.336	112.4	33.360	76.1		2:48.811
6	52.008	108.9	1:23.326	114.3	31.064	79.2		2:46.398	15	53.883	100.3	1:23.916	113.6	31.614	80.9		2:49.413
7	52.602	108.2	1:24.303	112.8	31.114	82.4		2:48.019	16	52.530	100.5	1:23.310	104.7	31.460	82.4		2:47.300
8	51.817	109.5	1:23.351	113.6	31.377	78.9		2:46.545	17	51.912	103.2	1:24.514	113.7	34.183	75.0		2:50.609
9	53.788	104.9	1:24.718	113.6	32.317	77.0		2:50.823	18								

154 Ziller-Arif (WT2)									Triumph TR2								
lap	Sect-1	Speed	Sect-2	Speed	Sect-3	Speed	TopSpeed	laptime pit	lap	Sect-1	Speed	Sect-2	Speed	Sect-3	Speed	Topspeed	laptime pit
1		91.6	1:31.770	102.0	33.889	70.5		3:12.651	10	58.668	94.1	1:31.430	101.5	33.448	74.3		3:03.546
2	57.015	94.9	1:29.097	102.3	33.384	71.4		2:59.496	11	56.994	94.1	1:30.745	100.6	34.635	69.0		3:02.374
3	56.069	95.7	1:29.132	101.8	33.460	71.5		2:58.661	12	57.362	94.1	1:30.053	101.1	33.355	76.2		3:00.770
4	56.052	95.6	1:29.869	101.7	34.042	70.5		2:59.963	13	56.255	94.4	1:29.408	102.0	33.394	74.6		2:59.057
5	55.949	95.3	1:29.995	101.1	33.473	72.9		2:59.417	14	57.007	95.3	1:31.263	103.6	33.427	75.1		3:01.697
6	56.035	95.9	1:29.749	100.0	32.788	74.7		2:58.572	15	57.329	96.0	1:29.976	102.1	34.092	73.7		3:01.397
7	56.288	95.5	1:29.606	101.7	33.577	74.5		2:59.471	16	56.977	94.5	1:35.309	102.5	33.224	74.7		3:05.510
8	56.268	94.5	3:01.240	99.3	36.015	73.6		4:33.523 P	17	57.509	96.0	1:29.876	100.8	33.119	76.4		3:00.504
9	58.310	94.7	1:31.050	99.7	33.994	74.6		3:03.354	18								



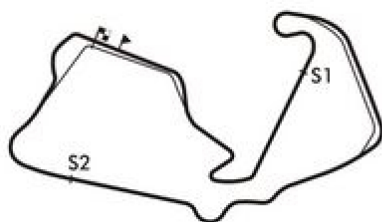
**Session Start: 11:59:33 - Finish: 12:49:43**  
**Weather/Track Conditions: Cloud / Dry**  
**Circuit: Silverstone Historic Grand Prix**  
**Track Length: 5.857 Km - 3.6394 miles**

# Silverstone Classic - 29 - 31 Jul 2016

## RAC Woodcote Trophy for Pre '56 Sports Cars Presented by Jaguar

### Race 4 - Best Sector Times

POS	NO	DRIVER/S	Sector 1			Sector 2			Sector 3			IDEAL LAP	BEST LAP	On
			TIME	LAP	POS	TIME	LAP	POS	TIME	LAP	POS			
1	54	Chris Ward	47.180	13	1	1:15.463	2	1	28.522	17	3	2:31.165	<b>2:31.526</b>	<b>3</b>
2	11	Wakeman-Blakeney-Edwards	47.223	12	2	1:15.710	16	2	28.514	8	1	2:31.447	<b>2:31.850</b>	<b>12</b>
3	23	Wood T-Wood B	48.472	6	6	1:18.134	4	6	28.989	5	6	2:35.595	<b>2:36.167</b>	<b>2</b>
4	10	Bourne-Paul	48.410	13	5	1:17.944	3	5	28.862	12	5	2:35.216	<b>2:36.057</b>	<b>5</b>
5	45	Stretton-Wilson	47.644	3	3	1:17.318	6	3	28.516	6	2	2:33.478	<b>2:33.964</b>	<b>2</b>
6	2	Friedrichs-Hadfield	48.696	11	7	1:18.197	14	7	28.799	17	4	2:35.692	<b>2:35.967</b>	<b>14</b>
7	20	Rudiger Friedrichs	49.300	12	9	1:18.927	17	10	29.963	16	16	2:38.190	<b>2:38.878</b>	<b>14</b>
8	101	Till Bechtolsheimer	48.309	15	4	1:17.688	14	4	29.663	6	13	2:35.660	<b>2:36.228</b>	<b>14</b>
9	12	Steve Brooks	49.503	7	11	1:20.019	3	15	29.219	7	7	2:38.741	<b>2:39.724</b>	<b>3</b>
10	8	Pearson J-Pearson G	49.538	17	13	1:19.623	15	14	29.599	16	10	2:38.760	<b>2:39.321</b>	<b>15</b>
11	6	Wigley-Ure	49.442	17	10	1:19.401	3	12	29.625	6	12	2:38.468	<b>2:39.878</b>	<b>17</b>
12	98	Llewellyn O -Llewellyn T	49.576	17	14	1:18.837	15	9	30.578	15	18	2:38.991	<b>2:39.705</b>	<b>15</b>
13	120	Abecassis-Woolmer	49.835	10	15	1:20.998	4	17	29.888	13	15	2:40.721	<b>2:41.738</b>	<b>4</b>
14	9	Eastick-Jones	49.982	5	16	1:19.117	5	11	30.141	6	17	2:39.240	<b>2:39.623</b>	<b>5</b>
15	22	Karsten Le Blanc	51.190	5	19	1:21.607	12	18	29.844	18	14	2:42.641	<b>2:43.253</b>	<b>18</b>
16	17	Melling-Hall	50.267	15	17	1:20.301	16	16	29.621	12	11	2:40.189	<b>2:40.539</b>	<b>16</b>
17	14	Brown J-Brown C	50.745	8	18	1:22.560	13	20	31.649	6	30	2:44.954	<b>2:46.659</b>	<b>6</b>
18	16	Christopher Jolly	52.143	13	23	1:24.230	9	23	31.087	14	22	2:47.460	<b>2:48.181</b>	<b>14</b>
19	72	Katarina Kyvalova	51.653	14	20	1:21.779	9	19	31.170	12	23	2:44.602	<b>2:44.889</b>	<b>12</b>
20	132	Patrick Rignell	51.654	11	21	1:22.892	3	21	30.849	10	21	2:45.395	<b>2:46.398</b>	<b>6</b>
21	76	Knight-Harris	52.059	5	22	1:23.150	6	22	30.709	14	19	2:45.918	<b>2:46.746</b>	<b>5</b>
22	36	Nigel Batchelor	53.691	3	34	1:25.414	6	33	32.001	5	33	2:51.106	<b>2:52.422</b>	<b>6</b>
23	56	Nils-Fredrik Nyblæus	53.458	6	33	1:24.562	6	25	31.271	6	24	2:49.291	<b>2:49.291</b>	<b>6</b>
24	27	Martyn Corfield	52.481	8	24	1:25.343	15	32	31.478	10	29	2:49.302	<b>2:50.112</b>	<b>15</b>
25	4	Champion-Stretton	52.651	11	25	1:24.851	12	30	30.758	10	20	2:48.260	<b>2:48.959</b>	<b>16</b>
26	121	Allen-Roberts	52.689	15	26	1:24.658	14	28	31.679	4	31	2:49.026	<b>2:50.921</b>	<b>11</b>
27	29	Clarke-Stamper	53.380	9	32	1:24.589	13	26	31.293	14	25	2:49.262	<b>2:50.839</b>	<b>14</b>
28	28	David Cottingham	52.838	4	28	1:24.277	15	24	31.853	17	32	2:48.968	<b>2:51.270</b>	<b>17</b>
29	38	Müller U-Müller A	52.788	7	27	1:24.804	6	29	31.388	6	26	2:48.980	<b>2:49.346</b>	<b>6</b>
30	18	Mahmoud-Bustros	53.364	10	31	1:25.318	3	31	31.398	5	27	2:50.080	<b>2:50.670</b>	<b>5</b>
31	33	Phillips C-Phillips O	54.651	15	35	1:25.655	15	34	32.559	4	34	2:52.865	<b>2:53.890</b>	<b>15</b>
32	154	Ziller-Arif	55.949	5	39	1:29.097	2	38	32.788	6	37	2:57.834	<b>2:58.572</b>	<b>6</b>
33	30	Woodbridge-Rowley	54.797	16	36	1:28.527	14	37	33.366	12	38	2:56.690	<b>2:58.169</b>	<b>13</b>
34	24	Ward S-Ward J	55.405	14	38	1:29.908	16	39	33.436	13	39	2:58.749	<b>2:59.508</b>	<b>15</b>
35	51	John Cleland	59.130	5	41	1:32.532	5	41	33.710	11	40	3:05.372	<b>3:06.519</b>	<b>5</b>
36	15	Patrick Watts	49.528	2	12	1:19.515	3	13	29.545	3	8	2:38.588	<b>2:38.849</b>	<b>3</b>
37	31	Mitchell-Campbell	57.130	15	40	1:30.054	11	40	34.565	13	41	3:01.749	<b>3:02.078</b>	<b>13</b>
38	71	Stanton-Perkins	53.362	9	30	1:24.604	8	27	31.467	11	28	2:49.433	<b>2:49.827</b>	<b>8</b>
39	19	Matthew Holme	55.378	5	37	1:28.167	7	36	32.784	2	36	2:56.329	<b>2:57.199</b>	<b>7</b>
40	32	Blakeney-Edwards-Hunt	49.217	2	8	1:18.792	4	8	29.589	4	9	2:37.598	<b>2:37.716</b>	<b>4</b>
41	25	Nick Ruddell	52.881	3	29	1:26.277	3	35	32.623	4	35	2:51.781	<b>2:52.008</b>	<b>3</b>
42	34	Harrison-Taft												



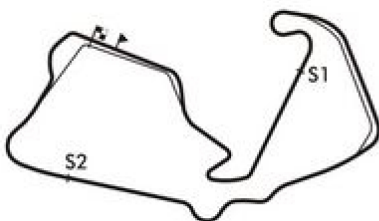
**Session Start: 11:59:33 - Finish: 12:49:43**  
**Weather/Track Conditions: Cloud / Dry**  
**Circuit: Silverstone Historic Grand Prix**  
**Track Length: 5.857 Km - 3.6394 miles**

# Silverstone Classic - 29 - 31 Jul 2016

## RAC Woodcote Trophy for Pre '56 Sports Cars Presented by Jaguar

### Race 4 - Best Sector Speeds

	NO	SECTOR 1	MPH	NO	SECTOR 2	MPH	NO	SECTOR 3	MPH
1	11	Wakeman-Blakeney-Edwar	125.9	11	Wakeman-Blakeney-Edward	136.7	11	Wakeman-Blakeney-Edward	89.8
2	54	Chris Ward	125.9	9	Eastick-Jones	135.0	45	Stretton-Wilson	89.7
3	101	Till Bechtolsheimer	122.5	54	Chris Ward	133.9	54	Chris Ward	88.5
4	32	Blakeney-Edwards-Hunt	122.2	20	Rudiger Friedrichs	132.6	98	Llewellyn O -Llewellyn T	87.4
5	20	Rudiger Friedrichs	121.8	45	Stretton-Wilson	131.6	12	Steve Brooks	87.2
6	45	Stretton-Wilson	121.8	101	Till Bechtolsheimer	131.3	10	Bourne-Paul	87.0
7	2	Friedrichs-Hadfield	118.6	2	Friedrichs-Hadfield	128.8	2	Friedrichs-Hadfield	86.7
8	8	Pearson J-Pearson G	117.9	8	Pearson J-Pearson G	125.7	15	Patrick Watts	86.6
9	10	Bourne-Paul	116.1	98	Llewellyn O -Llewellyn T	125.7	23	Wood T-Wood B	86.6
10	23	Wood T-Wood B	114.7	10	Bourne-Paul	125.2	101	Till Bechtolsheimer	86.6
11	9	Eastick-Jones	114.3	32	Blakeney-Edwards-Hunt	125.2	72	Katarina Kyvalova	86.5
12	15	Patrick Watts	114.3	24	Ward S-Ward J	124.0	8	Pearson J-Pearson G	86.3
13	98	Llewellyn O -Llewellyn T	114.3	23	Wood T-Wood B	123.8	20	Rudiger Friedrichs	85.7
14	120	Abecassis-Woolmer	113.2	28	David Cottingham	122.7	32	Blakeney-Edwards-Hunt	85.7
15	14	Brown J-Brown C	112.8	72	Katarina Kyvalova	122.7	9	Eastick-Jones	84.9
16	30	Woodbridge-Rowley	112.0	12	Steve Brooks	122.5	17	Melling-Hall	84.9
17	6	Wigley-Ure	111.5	15	Patrick Watts	121.4	6	Wigley-Ure	84.8
18	12	Steve Brooks	111.3	14	Brown J-Brown C	120.3	22	Karsten Le Blanc	83.4
19	72	Katarina Kyvalova	111.1	120	Abecassis-Woolmer	119.8	120	Abecassis-Woolmer	82.5
20	22	Karsten Le Blanc	110.4	6	Wigley-Ure	119.2	132	Patrick Rignell	82.4
21	28	David Cottingham	110.2	17	Melling-Hall	119.0	14	Brown J-Brown C	81.7
22	16	Christopher Jolly	110.0	22	Karsten Le Blanc	117.7	76	Knight-Harris	81.6
23	132	Patrick Rignell	109.5	16	Christopher Jolly	117.3	4	Champion-Stretton	81.4
24	38	Müller U-Müller A	108.9	25	Nick Ruddell	115.7	71	Stanton-Perkins	80.4
25	25	Nick Ruddell	107.4	132	Patrick Rignell	114.3	27	Martyn Corfield	79.9
26	24	Ward S-Ward J	106.9	4	Champion-Stretton	113.6	18	Mahmoud-Bustros	79.8
27	121	Allen-Roberts	106.9	38	Müller U-Müller A	113.6	29	Clarke-Stamper	79.8
28	19	Matthew Holme	106.4	71	Stanton-Perkins	112.0	38	Müller U-Müller A	79.6
29	29	Clarke-Stamper	106.2	121	Allen-Roberts	112.0	16	Christopher Jolly	79.0
30	71	Stanton-Perkins	105.7	29	Clarke-Stamper	111.8	36	Nigel Batchelor	78.7
31	17	Melling-Hall	105.5	76	Knight-Harris	111.5	28	David Cottingham	78.3
32	18	Mahmoud-Bustros	105.2	18	Mahmoud-Bustros	111.3	24	Ward S-Ward J	78.0
33	76	Knight-Harris	104.9	36	Nigel Batchelor	111.3	30	Woodbridge-Rowley	77.8
34	36	Nigel Batchelor	104.4	30	Woodbridge-Rowley	110.7	56	Nils-Fredrik Nyblæus	77.8
35	56	Nils-Fredrik Nyblæus	103.2	56	Nils-Fredrik Nyblæus	110.7	121	Allen-Roberts	77.0
36	4	Champion-Stretton	102.8	31	Mitchell-Campbell	109.7	154	Ziller-Arif	76.4
37	33	Phillips C-Phillips O	101.1	33	Phillips C-Phillips O	108.4	31	Mitchell-Campbell	75.8
38	27	Martyn Corfield	99.6	27	Martyn Corfield	103.9	25	Nick Ruddell	75.6
39	31	Mitchell-Campbell	98.0	19	Matthew Holme	103.7	19	Matthew Holme	75.5
40	154	Ziller-Arif	96.0	154	Ziller-Arif	103.6	33	Phillips C-Phillips O	75.1



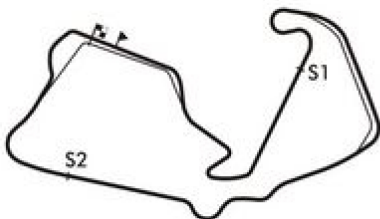
**Session Start: 11:59:33 - Finish: 12:49:43**  
**Weather/Track Conditions: Cloud / Dry**  
**Circuit: Silverstone Historic Grand Prix**  
**Track Length: 5.857 Km - 3.6394 miles**

# Silverstone Classic - 29 - 31 Jul 2016

## RAC Woodcote Trophy for Pre '56 Sports Cars Presented by Jaguar

### Race 4 - Best Sector Speeds

41	51	John Cleland	83.6	51	John Cleland	86.4	51	John Cleland	71.3
42	34	Harrison-Taft	0.0	34	Harrison-Taft	0.0	34	Harrison-Taft	0.0



**Session Start: 11:59:33 - Finish: 12:49:43**  
**Weather/Track Conditions: Cloud / Dry**  
**Circuit: Silverstone Historic Grand Prix**  
**Track Length: 5.857 Km - 3.6394 miles**



# Silverstone Classic - 29 - 31 Jul 2016

## RAC Woodcote Trophy for Pre '56 Sports Cars Presented by Jaguar

### Race 4 - Lap Chart

Lap 7			Lap 8			Lap 9			Lap 10			Lap 11			Lap 12		
NO	Behind	Laptime	NO	Behind	Laptime	NO	Behind	Laptime	NO	Behind	Laptime	NO	Behind	Laptime	NO	Behind	Laptime
54		2:33.813	54		2:33.220	54		2:35.645	54		2:34.545	45		2:35.337	45		2:36.545
33	1 LAP	2:55.528	121	1 LAP	2:54.057	18	1 LAP	2:51.437	154	2 LAPS	4:33.523	72	1 LAP	2:49.574	20	1 LAP	2:39.515
11	5.008	2:34.323	28	1 LAP	2:54.242	11	6.719	2:35.593	72	1 LAP	2:45.007	33	2 LAPS	4:40.379	12	1 LAP	2:42.941
19	1 LAP	2:58.402	36	1 LAP	2:54.153	56	1 LAP	2:54.126	11	7.428	2:35.254	6	1 LAP	2:43.858	29	2 LAPS	2:51.565
45	10.859	2:34.837	11	6.771	2:34.983	45	12.191	2:35.411	45	13.235	2:35.589	154	2 LAPS	3:03.354	9	1 LAP	4:23.408
154	1 LAP	2:58.572	27	1 LAP	2:52.525	71	1 LAP	2:49.827	16	1 LAP	2:49.409	2	1 LAP	2:38.143	6	1 LAP	2:43.403
10	29.079	2:37.464	45	12.425	2:34.786	121	1 LAP	2:54.853	15	1 LAP	4:17.355	98	1 LAP	4:20.017	2	1 LAP	2:36.653
101	33.789	2:38.504	33	1 LAP	2:56.562	31	2 LAPS	3:28.315	4	1 LAP	2:52.741	8	1 LAP	2:42.053	10	26.502	2:38.130
23	34.208	2:38.697	19	1 LAP	2:57.199	28	1 LAP	2:54.127	6	1 LAP	4:16.878	10	24.917	2:38.253	8	1 LAP	2:41.098
30	1 LAP	3:09.404	10	32.831	2:36.972	36	1 LAP	2:54.213	18	1 LAP	2:51.277	15	1 LAP	3:04.489	120	1 LAP	4:15.995
12	53.676	2:39.980	101	38.042	2:37.473	27	1 LAP	2:50.344	56	1 LAP	2:51.890	56	1 LAP	2:52.583	98	1 LAP	2:43.132
15	54.806	2:42.569	23	38.278	2:37.290	10	33.677	2:36.491	71	1 LAP	2:50.724	23	36.016	2:39.000	33	2 LAPS	3:04.610
9	57.814	2:41.105	154	1 LAP	2:59.471	23	40.825	2:38.192	8	1 LAP	4:09.883	27	1 LAP	2:50.557	23	38.805	2:39.334
51	1 LAP	3:09.605	12	1:00.377	2:39.921	33	1 LAP	2:57.381	2	1 LAP	4:06.586	16	1 LAP	3:47.862	154	2 LAPS	3:03.546
20	1:04.122	2:42.263	9	1:05.622	2:41.028	19	1 LAP	2:57.587	10	35.236	2:36.104	54	1:18.880	4:07.452	56	1 LAP	2:52.594
6	1:04.915	2:42.769	15	1:08.259	2:46.673	12	1:04.814	2:40.082	27	1 LAP	2:53.951	11	1:19.446	4:00.590	15	1 LAP	3:03.089
98	1:06.794	2:41.624	20	1:11.743	2:40.841	9	1:10.841	2:40.864	28	1 LAP	2:56.939	30	2 LAPS	4:57.574	31	3 LAPS	5:03.865
120	1:15.528	2:44.060	6	1:12.743	2:41.048	20	1:16.665	2:40.567	23	45.588	2:39.308	19	1 LAP	2:58.490	54	1:14.405	2:32.070
8	1:19.407	2:43.765	98	1:15.217	2:41.643	98	1:26.209	2:46.637	9	1:18.293	2:41.997	51	2 LAPS	4:41.630	11	1:14.751	2:31.850
2	1:25.130	2:46.561	30	1 LAP	3:11.936	120	1:30.809	2:42.007	19	1 LAP	3:00.225	36	1 LAP	2:55.168	16	1 LAP	2:49.064
22	1:26.414	2:45.106	120	1:24.447	2:42.139	17	1 LAP	4:23.640	31	2 LAPS	3:31.677	17	1 LAP	2:43.613	14	1 LAP	4:23.345
24	1 LAP	3:14.477	8	1:30.536	2:44.349	22	1:47.433	2:45.192	24	2 LAPS	4:37.059	24	2 LAPS	3:04.811	72	1 LAP	4:15.995
76	1:47.083	2:49.330	2	1:36.681	2:44.771	38	1 LAP	4:35.183	36	1 LAP	3:48.020	4	1 LAP	4:25.141	17	1 LAP	2:43.423
29	1 LAP	4:43.677	51	1 LAP	3:08.631	30	1 LAP	3:10.705	120	1:38.376	2:42.112	71	1 LAP	4:28.117	19	1 LAP	2:58.865
14	1:52.155	2:46.850	22	1:37.886	2:44.692	51	1 LAP	3:10.233	17	1 LAP	2:42.977	101	2:11.686	2:37.752	30	2 LAPS	3:02.992
132	1:53.691	2:48.019	76	2:01.056	2:47.193	76	2:12.504	2:47.093	121	1 LAP	4:23.480	18	1 LAP	4:39.266	36	1 LAP	2:53.424
31	1 LAP	3:33.952	14	2:05.983	2:47.048	14	2:19.073	2:48.735	38	1 LAP	3:04.086	121	1 LAP	2:51.907	4	1 LAP	2:49.293
4	2:16.097	2:51.624	24	1 LAP	3:11.215	101	2:19.341	4:16.944	22	2:21.143	3:08.255	22	2:18.626	2:46.055	51	2 LAPS	3:13.559
72	2:16.800	2:49.729	132	2:07.016	2:46.545	132	2:22.194	2:50.823	101	2:22.506	2:37.710	76	2:23.877	2:47.682	101	2:13.574	2:38.433
16	2:17.591	2:51.813	29	1 LAP	2:53.558	29	1 LAP	2:51.499	76	2:24.767	2:46.808	28	1 LAP	4:28.520	24	2 LAPS	3:02.960
18	2:22.534	2:52.398	72	2:30.151	2:46.571				14	2:32.430	2:47.902	38	1 LAP	2:59.506	132	1 LAP	5:08.287
38	2:25.062	2:52.011	4	2:34.135	2:51.258				132	2:34.518	2:46.869				27	1 LAP	4:12.894
17	2:25.678	2:55.815	16	2:35.025	2:50.654				29	1 LAP	2:51.111				71	1 LAP	2:52.853
56	2:26.114	2:54.166							12	2:45.561	4:15.292				22	2:25.932	2:43.851
71	2:32.703	2:51.606							20	2:46.983	4:04.863				121	1 LAP	2:50.921
															76	2:34.897	2:47.565

Session Start: 11:59:33 - Finish: 12:49:43

Weather/Track Conditions: Cloud / Dry

Circuit: Silverstone Historic Grand Prix

Track Length: 5.857 Km - 3.6394 miles



# Silverstone Classic - 29 - 31 Jul 2016

## RAC Woodcote Trophy for Pre '56 Sports Cars Presented by Jaguar

### Race 4 - Lap Chart

Lap 13			Lap 14			Lap 15			Lap 16			Lap 17			Lap 18		
NO	Behind	Laptime	NO	Behind	Laptime	NO	Behind	Laptime	NO	Behind	Laptime	NO	Behind	Laptime	NO	Behind	Laptime
45		2:37.613	10		2:37.561	11		2:32.942	11		2:33.421	11		2:33.825	54		2:32.504
18	2 LAPS	3:04.370	18	2 LAPS	3:03.428	54	1.641	2:32.778	54	2.131	2:33.911	54	0.410	2:32.104	11	0.481	2:33.395
20	1 LAP	2:40.038	6	1 LAP	2:41.214	22	1 LAP	2:43.540	9	1 LAP	2:45.667	120	1 LAP	2:42.864	98	1 LAP	2:41.543
28	2 LAPS	2:53.194	8	1 LAP	2:41.295	19	2 LAPS	3:05.197	28	2 LAPS	2:56.719	9	1 LAP	2:44.539	56	2 LAPS	2:50.886
12	1 LAP	2:42.848	38	2 LAPS	2:58.301	33	2 LAPS	2:57.487	29	2 LAPS	2:50.839	29	2 LAPS	2:52.915	27	2 LAPS	2:52.156
38	2 LAPS	2:58.677	98	1 LAP	2:41.130	154	2 LAPS	2:59.057	51	3 LAPS	3:13.859	28	2 LAPS	3:11.629	121	2 LAPS	2:53.277
29	2 LAPS	2:51.134	29	2 LAPS	2:54.542	16	1 LAP	2:48.181	18	2 LAPS	2:59.746	38	2 LAPS	2:57.031	120	1 LAP	2:44.322
2	1 LAP	2:37.384	9	1 LAP	2:46.361	45	58.789	2:47.747	38	2 LAPS	2:57.192	18	2 LAPS	3:02.684	30	3 LAPS	2:58.368
10	25.628	2:36.739	120	1 LAP	2:42.723	14	1 LAP	2:47.184	24	3 LAPS	3:00.767	24	3 LAPS	2:59.777	9	1 LAP	2:43.425
6	1 LAP	2:42.872	19	2 LAPS	4:26.325	17	1 LAP	2:41.567	22	1 LAP	2:44.580	22	1 LAP	2:46.735	29	2 LAPS	2:53.770
9	1 LAP	2:52.175	11	39.351	2:33.126	10	1:04.476	4:16.769	33	2 LAPS	2:55.567	51	3 LAPS	3:12.264	28	2 LAPS	2:52.988
8	1 LAP	2:40.995	54	41.156	2:34.528	23	1:10.659	2:37.903	17	1 LAP	2:43.880	33	2 LAPS	2:53.890	22	1 LAP	2:44.888
98	1 LAP	2:41.660	33	2 LAPS	2:56.099	72	1 LAP	2:46.290	45	1:13.345	2:47.977	17	1 LAP	2:40.539	38	2 LAPS	2:54.999
120	1 LAP	2:45.492	22	1 LAP	4:12.243	101	1:11.436	2:36.972	76	1 LAP	4:30.912	101	1:21.201	2:38.825	18	2 LAPS	2:57.696
33	2 LAPS	3:00.050	154	2 LAPS	3:00.770	15	1 LAP	3:10.113	10	1:14.065	2:43.010	23	1:21.379	2:38.762	24	3 LAPS	2:59.508
11	1:09.414	2:32.276	15	1 LAP	3:00.027	31	3 LAPS	3:06.150	101	1:16.201	2:38.186	10	1:22.841	2:42.601	17	1 LAP	2:41.426
54	1:09.817	2:33.025	16	1 LAP	2:48.410	20	1:47.075	2:40.192	23	1:16.442	2:39.204	45	1:28.033	2:48.513	23	1:29.402	2:40.937
154	2 LAPS	3:02.374	45	1:23.335	4:26.524	36	1 LAP	2:52.665	14	1 LAP	2:50.851	14	1 LAP	2:47.664	51	3 LAPS	3:08.803
15	1 LAP	3:00.333	14	1 LAP	2:47.645	132	1 LAP	2:48.811	16	1 LAP	2:56.260	16	1 LAP	2:48.412	10	1:33.785	2:43.858
31	3 LAPS	3:03.148	31	3 LAPS	3:05.891	4	1 LAP	2:53.199	154	2 LAPS	3:01.697	72	1 LAP	2:50.935	101	1:38.399	2:50.112
16	1 LAP	2:48.410	17	1 LAP	2:40.954	2	1:57.003	2:37.016	72	1 LAP	2:47.512	154	2 LAPS	3:01.397	45	1:45.627	2:50.508
14	1 LAP	2:48.300	72	1 LAP	2:47.696	30	2 LAPS	2:58.169	31	3 LAPS	3:02.078	20	1:58.474	2:38.949	33	2 LAPS	3:05.060
72	1 LAP	2:44.889	23	1:45.049	2:37.405	56	1 LAP	2:51.662	20	1:53.350	2:39.696	76	1 LAP	3:21.695	14	1 LAP	2:50.956
17	1 LAP	2:40.869	101	1:46.757	2:36.228	12	2:01.412	2:42.405	15	1 LAP	3:16.677	2	2:03.621	2:36.636	16	1 LAP	2:55.275
23	2:10.833	4:09.641	36	1 LAP	2:53.372	27	1 LAP	2:50.424	2	2:00.810	2:37.228	12	2:15.592	2:40.419	72	1 LAP	2:51.073
101	2:13.718	2:37.757	4	1 LAP	2:51.885	121	1 LAP	2:51.048	132	1 LAP	2:49.413	132	1 LAP	2:47.300	2	2:09.390	2:38.683
36	1 LAP	2:54.151	132	1 LAP	2:46.719	71	1 LAP	2:51.875	4	1 LAP	2:51.380	4	1 LAP	2:48.959	20	2:15.827	2:50.267
4	1 LAP	2:50.325	30	2 LAPS	2:58.849	8	2:16.808	2:39.321	12	2:08.998	2:41.007	31	3 LAPS	3:05.730	154	2 LAPS	3:05.510
30	2 LAPS	3:02.985	20	2:19.176	2:38.878	6	2:18.668	2:42.453	36	1 LAP	2:56.390	8	2:29.491	2:40.278	12	2:26.279	2:43.601
132	1 LAP	2:48.023	56	1 LAP	2:49.983	98	2:19.981	2:39.705	56	1 LAP	2:51.241	36	1 LAP	2:55.298			
56	1 LAP	4:23.979	27	1 LAP	2:51.887	120	2:31.012	2:42.550	27	1 LAP	2:50.112	6	2:32.459	2:39.878			
27	1 LAP	2:51.829	76	2:28.836	2:47.032				8	2:23.038	2:39.651						
24	2 LAPS	3:01.323	121	1 LAP	2:52.392				6	2:26.406	2:41.159						
71	1 LAP	2:51.459	12	2:31.300	2:42.107				30	2 LAPS	2:59.699						
121	1 LAP	2:51.003	2	2:32.280	2:35.967				98	2:27.393	2:40.833						
51	2 LAPS	3:12.450	71	1 LAP	2:59.432				121	1 LAP	2:53.100						
20	2:43.487	2:39.681	6	2:48.508	2:43.649												
76	2:44.993	2:47.709	51	2 LAPS	3:08.966												
12	2:52.382	2:43.762	8	2:49.780	2:40.029												
2	2:59.502	2:36.975	28	1 LAP	2:53.777												
28	1 LAP	2:57.335	98	2:52.569	2:40.885												
			120	3:00.755	2:44.088												

Session Start: 11:59:33 - Finish: 12:49:43

Weather/Track Conditions: Cloud / Dry

Circuit: Silverstone Historic Grand Prix

Track Length: 5.857 Km - 3.6394 miles

# Silverstone Classic - 29 - 31 Jul 2016

## RAC Woodcote Trophy for Pre '56 Sports Cars Presented by Jaguar

### Race 4 - Lap Chart

Lap 19		
NO	Behind	Laptime
54		2:34.151
132	2 LAPS	2:50.609
11	3.370	2:37.040
76	2 LAPS	3:10.606
8	1 LAP	2:44.215
6	1 LAP	2:43.379
98	1 LAP	2:42.080
31	4 LAPS	3:06.033
36	2 LAPS	2:55.984
56	2 LAPS	2:52.412
27	2 LAPS	2:51.681
4	2 LAPS	3:09.127
120	1 LAP	2:46.223
121	2 LAPS	2:51.828
9	1 LAP	2:47.020
30	3 LAPS	2:59.115
29	2 LAPS	2:55.574
22	1 LAP	2:43.253
28	2 LAPS	2:51.270
38	2 LAPS	2:57.032
18	2 LAPS	2:56.894
23	1:35.440	2:40.189
17	1 LAP	2:43.260
10	1:42.589	2:42.955
24	3 LAPS	3:00.645
45	2:01.664	2:50.188
51	3 LAPS	3:08.684
14	1 LAP	2:51.305
2	2:12.164	2:36.925
16	1 LAP	2:51.001
33	2 LAPS	3:02.340
72	1 LAP	2:51.980
20	2:21.492	2:39.816
101	2:26.174	3:21.926
12	2:38.707	2:46.579
154	2 LAPS	3:00.504

Session Start: 11:59:33 - Finish: 12:49:43  
Weather/Track Conditions: Cloud / Dry  
Circuit: Silverstone Historic Grand Prix  
Track Length: 5.857 Km - 3.6394 miles



## Silverstone Classic - 29 - 31 Jul 2016

### FIA Masters Historic Formula One Race 5 - Provisional Classification

Sheet No:

POS	NO	DRIVER/S	NAT	CLASS	CLASS POS	CAR MAKE / MODEL	TIME	LAPS	GAP	DIFF	MPH	BEST	ON
1	6	Nick Padmore	GB	HEA	1	Williams FW07C	26:40.430	14	-- 14 laps		114.6	1:53.112	5
2	70	Loic Deman	BE	HEA	2	Tyrrell 010	26:44.291	14	3.861	3.861	114.3	1:52.819	5
3	11	Gregory Thornton	GB	HEA	3	Lotus 91/5	26:48.832	14	8.402	4.541	114.0	1:53.099	5
4	37	Christophe D'Ansembourg	BE	HEA	4	Williams FW07/C	27:14.578	14	34.148	25.746	112.2	1:55.629	11
5	27	Mike Wrigley	GB	HEA	5	Williams FW07D	27:15.520	14	35.090	0.942	112.1	1:55.486	8
6	8	Rob Hall	GB	HEA	6	Ligier JS/17	27:15.998	14	35.568	0.478	112.1	1:55.227	8
7	5	Ollie Hancock	GB	FIT	1	Fittipaldi F5A	27:19.200	14	38.770	3.202	111.9	1:55.958	14
8	34	Mike Cantillon	GB	INV	1	Tyrrell 010	27:20.147	14	39.717	0.947	111.8	1:56.009	13
9	4	Joaquin Folch-Rusinol	ES	HEA	7	Brabham BT49C	27:43.214	14	1:02.784	23.067	110.2	1:57.039	3
10	21	Derek Jones	US	FIT	2	Hesketh 308C	28:09.461	14	1:29.031	26.247	108.5	1:58.834	9
11	32	Philip Hall	GB	FIT	3	Theodore TR1	28:16.988	14	1:36.558	7.527	108.0	1:59.102	11
12	48	Bill Coombs	GB	FIT	4	March 761	28:26.018	14	1:45.588	9.030	107.5	1:59.091	5
13	66	Tommy Dreelan	IE	HEA	8	Williams FW08	26:45.577	13	-- 13 laps	23.737	106.0	2:01.787	11
14	36	Alexander Furiani	IT	FIT	5	Surtees TS20	27:00.384	13	14.807	14.807	105.1	2:02.197	10
15	61	Jason Wright	IT	FIT	6	Shadow DN8	27:09.033	13	23.456	8.649	104.5	2:03.502	5
16	30	David Abbott	GB	HEA	9	Arrows A4	27:31.073	13	45.496	22.040	103.1	2:01.784	13
17	33	John Delane	US	STE	1	Tyrrell 001	28:06.827	13	1:21.250	35.754	100.9	2:07.567	4
18	177	Christian Perrier	FR	INV	2	ATS HS01	28:14.555	13	1:28.978	7.728	100.5	2:06.428	10
19	39	Marc Devis	BE	FIT	7	Maki F101	28:24.119	13	1:38.542	9.564	99.95	2:08.800	3
20	22	James Hagan	IE	FIT	8	Hesketh 308/1	28:35.430	13	1:49.853	11.311	99.28	2:05.821	5
21	82	Chris Drake	GB	FIT	9	Penske PC3	26:07.063	12	-- 12 laps	20.254	100.3	2:05.300	5
22	15	Michel Baudoin	FR	FIT	10	Hesketh 308E	27:28.614	12	1:21.551	1:21.551	95.36	2:13.826	2
23	28	Doug Mockett	US	FIT	11	Penske PC4	28:01.773	12	1:54.710	33.159	93.48	2:08.449	8
24	44	Martin Stretton	GB	LAU	1	Tyrrell 012	23:34.976	11	-- 11 laps		101.8	1:53.396	7
25	88	Max Smith-Hilliard	GB	STE	2	Surtees TS9B	20:36.957	10	-- 10 laps	1:21.810	105.9	2:02.159	9
26	9	Judy Lyons	GB	STE	3	Surtees TS9	27:51.114	9	-- 9 laps --	9:17.843	70.56	2:47.270	2

----- NOT CLASSIFIED -----

DNC 97	Jamie Constable	GB	FIT		Shadow DN8	2:08.510	1	-- 1 laps --		101.9	2:08.510	1
DNC 14	Simon Fish	GB	HEA		Ensign N180	16:04.176	8	-- 8 laps --		108.7	1:56.032	6
DNC 31	Steve Hartley	GB	HEA		Arrows A4	11:42.660	6	-- 6 laps --		111.8	1:55.576	6

----- FASTEST LAP SUMMARY -----

NO	DRIVER/S	CLASS	CAR MAKE / MODEL	FASTEST LAP	ON	MPH
70	Loic Deman	HEA	Tyrrell 010	1:52.819	5	116.13
44	Martin Stretton	LAU	Tyrrell 012	1:53.396	7	115.54
5	Ollie Hancock	FIT	Fittipaldi F5A	1:55.958	14	112.99
34	Mike Cantillon	INV	Tyrrell 010	1:56.009	13	112.94
88	Max Smith-Hilliard	STE	Surtees TS9B	2:02.159	9	107.25

Car 30 requires a working transponder.

Session Start: 14:11:22 - Finish: 14:38:02

Weather/Track Conditions: Cloud / Dry

Circuit: Silverstone Historic Grand Prix

Track Length: 5.857 Km - 3.6394 miles

These results are provisional until the conclusion of any judicial and technical matters.

Clerk of the Course:

Bernard Cottrell

Timekeeper:

Issued at:



## Silverstone Classic - 29 - 31 Jul 2016

### FIA Masters Historic Formula One Race 5 - Final Classification

Sheet No:

POS	NO	DRIVER/S	NAT	CLASS	CLASS POS	CAR MAKE / MODEL	TIME	LAPS	GAP	DIFF	MPH	BEST	ON
1	6	Nick Padmore	GB	HEA	1	Williams FW07C	26:40.430	14	-- 14 laps		114.6	1:53.112	5
2	70	Loic Deman	BE	HEA	2	Tyrrell 010	26:44.291	14	3.861	3.861	114.3	1:52.819	5
3	11	Gregory Thornton	GB	HEA	3	Lotus 91/5	26:48.832	14	8.402	4.541	114.0	1:53.099	5
4	37	Christophe D'Ansembourg	BE	HEA	4	Williams FW07/C	27:14.578	14	34.148	25.746	112.2	1:55.629	11
5	27	Mike Wrigley	GB	HEA	5	Williams FW07D	27:15.520	14	35.090	0.942	112.1	1:55.486	8
6	8	Rob Hall	GB	HEA	6	Ligier JS/17	27:15.998	14	35.568	0.478	112.1	1:55.227	8
7	5	Ollie Hancock	GB	FIT	1	Fittipaldi F5A	27:19.200	14	38.770	3.202	111.9	1:55.958	14
8	34	Mike Cantillon	GB	INV	1	Tyrrell 010	27:20.147	14	39.717	0.947	111.8	1:56.009	13
9	4	Joaquin Folch-Rusinol	ES	HEA	7	Brabham BT49C	27:43.214	14	1:02.784	23.067	110.2	1:57.039	3
10	21	Derek Jones	US	FIT	2	Hesketh 308C	28:09.461	14	1:29.031	26.247	108.5	1:58.834	9
11	32	Philip Hall	GB	FIT	3	Theodore TR1	28:16.988	14	1:36.558	7.527	108.0	1:59.102	11
12	48	Bill Coombs	GB	FIT	4	March 761	28:26.018	14	1:45.588	9.030	107.5	1:59.091	5
13	66	Tommy Dreelan	IE	HEA	8	Williams FW08	26:45.577	13	-- 13 laps	23.737	106.0	2:01.787	11
14	36	Alexander Furiani	IT	FIT	5	Surtees TS20	27:00.384	13	14.807	14.807	105.1	2:02.197	10
15	61	Jason Wright	IT	FIT	6	Shadow DN8	27:09.033	13	23.456	8.649	104.5	2:03.502	5
16	30	David Abbott	GB	HEA	9	Arrows A4	27:31.073	13	45.496	22.040	103.1	2:01.784	13
17	33	John Delane	US	STE	1	Tyrrell 001	28:06.827	13	1:21.250	35.754	100.9	2:07.567	4
18	177	Christian Perrier	FR	INV	2	ATS HS01	28:14.555	13	1:28.978	7.728	100.5	2:06.428	10
19	39	Marc Devis	BE	FIT	7	Maki F101	28:24.119	13	1:38.542	9.564	99.95	2:08.800	3
20	22	James Hagan	IE	FIT	8	Hesketh 308/1	28:35.430	13	1:49.853	11.311	99.28	2:05.821	5
21	82	Chris Drake	GB	FIT	9	Penske PC3	26:07.063	12	-- 12 laps	20.254	100.3	2:05.300	5
22	15	Michel Baudoin	FR	FIT	10	Hesketh 308E	27:28.614	12	1:21.551	1:21.551	95.36	2:13.826	2
23	28	Doug Mockett	US	FIT	11	Penske PC4	28:01.773	12	1:54.710	33.159	93.48	2:08.449	8
24	44	Martin Stretton	GB	LAU	1	Tyrrell 012	23:34.976	11	-- 11 laps		101.8	1:53.396	7
25	88	Max Smith-Hilliard	GB	STE	2	Surtees TS9B	20:36.957	10	-- 10 laps	1:21.810	105.9	2:02.159	9
26	9	Judy Lyons	GB	STE	3	Surtees TS9	27:51.114	9	-- 9 laps --	9:17.843	70.56	2:47.270	2
----- NOT CLASSIFIED -----													
DNC 97		Jamie Constable	GB	FIT		Shadow DN8	2:08.510	1	-- 1 laps --		101.9	2:08.510	1
DNC 14		Simon Fish	GB	HEA		Ensign N180	16:04.176	8	-- 8 laps --		108.7	1:56.032	6
DNC 31		Steve Hartley	GB	HEA		Arrows A4	11:42.660	6	-- 6 laps --		111.8	1:55.576	6

#### ----- FASTEST LAP SUMMARY -----

NO	DRIVER/S	CLASS	CAR MAKE / MODEL	FASTEST LAP	ON	MPH
70	Loic Deman	HEA	Tyrrell 010	1:52.819	5	116.13
44	Martin Stretton	LAU	Tyrrell 012	1:53.396	7	115.54
5	Ollie Hancock	FIT	Fittipaldi F5A	1:55.958	14	112.99
34	Mike Cantillon	INV	Tyrrell 010	1:56.009	13	112.94
88	Max Smith-Hilliard	STE	Surtees TS9B	2:02.159	9	107.25

Car 30 requires a working transponder.

Session Start: 14:11:22 - Finish: 14:38:02

Weather/Track Conditions: Cloud / Dry

Circuit: Silverstone Historic Grand Prix

Track Length: 5.857 Km - 3.6394 miles

Steward: John Naylor	Steward: Jan Mienkinsky	Steward: Rod Parkin
----------------------	-------------------------	---------------------



# Silverstone Classic - 29 - 31 Jul 2016

## FIA Masters Historic Formula One

### Race 5 - Sector Analysis

14 Simon Fish (HEA)									Ensign N180								
lap	Sect-1	Speed	Sect-2	Speed	Sect-3	Speed	TopSpeed	laptime pit	lap	Sect-1	Speed	Sect-2	Speed	Sect-3	Speed	Topspeed	laptime pit
1		153.6	59.253	160.5	22.137	117.5		2:01.335	5	37.032	152.5	59.050	160.9	21.373	112.6		1:57.455
2	36.869	154.3	58.537	161.3	21.531	117.7		1:56.937	6	36.607	154.6	57.957	160.9	21.468	118.1		1:56.032
3	37.438	155.0	58.256	162.1	21.517	119.4		1:57.211	7	36.992	156.8	58.756	159.4	22.624	116.3		1:58.372
4	36.569	154.6	59.490	159.4	21.506	118.6		1:57.565	8	36.628	155.3	59.121	125.2				2:19.269

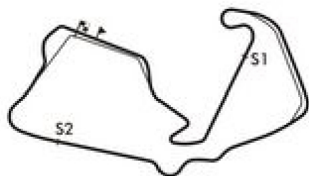
15 Michel Baudoin (FIT)									Hesketh 308E								
lap	Sect-1	Speed	Sect-2	Speed	Sect-3	Speed	TopSpeed	laptime pit	lap	Sect-1	Speed	Sect-2	Speed	Sect-3	Speed	Topspeed	laptime pit
1		136.4	1:05.975	152.9	25.977	100.3		2:19.191	7	42.743	122.7	1:07.751	146.5	27.138	94.4		2:17.632
2	41.624	137.5	1:06.005	153.2	26.197	100.3		2:13.826	8	42.329	129.3	1:07.915	152.2	26.552	95.3		2:16.796
3	44.071	122.5	1:09.313	150.1	27.273	94.4		2:20.657	9	42.544	139.5	1:07.651	149.1	27.035	93.9		2:17.230
4	43.000	141.0	1:06.736	151.5	26.899	102.5		2:16.635	10	43.523	141.9	1:07.360	144.6	27.027	101.5		2:17.910
5	42.401	123.6	1:07.356	150.5	27.465	92.4		2:17.222	11	42.786	136.1	1:06.788	152.2	26.845	101.5		2:16.419
6	42.631	128.8	1:08.383	146.8	27.916	98.0		2:18.930	12	42.363	116.7	1:07.704	151.8	26.099	104.9		2:16.166

21 Derek Jones (FIT)									Hesketh 308C								
lap	Sect-1	Speed	Sect-2	Speed	Sect-3	Speed	TopSpeed	laptime pit	lap	Sect-1	Speed	Sect-2	Speed	Sect-3	Speed	Topspeed	laptime pit
1		139.5	1:01.655	160.5	22.621	111.8		2:06.254	8	37.363	152.5	1:00.364	158.6	22.314	112.8		2:00.041
2	37.709	154.6	1:00.278	159.0	22.875	111.3		2:00.862	9	37.050	151.1	59.808	159.4	21.976	113.4		1:58.834
3	38.122	152.5	1:00.279	160.5	22.578	112.4		2:00.979	10	37.106	153.9	59.800	159.8	22.057	112.8		1:58.963
4	37.697	153.2	1:00.933	159.4	22.564	113.6		2:01.194	11	37.459	153.2	1:00.593	159.0	22.264	111.7		2:00.316
5	37.364	152.9	1:00.832	159.0	22.441	112.2		2:00.637	12	38.107	152.5	1:00.375	158.3	22.257	113.4		2:00.739
6	37.214	151.5	1:00.084	158.6	22.441	111.3		1:59.739	13	37.625	152.9	59.692	159.4	22.400	113.4		1:59.717
7	38.002	152.2	1:00.207	158.6	22.337	113.2		2:00.546	14	37.760	152.5	1:00.329	159.0	22.551	113.2		2:00.640

22 James Hagan (FIT)									Hesketh 308/1								
lap	Sect-1	Speed	Sect-2	Speed	Sect-3	Speed	TopSpeed	laptime pit	lap	Sect-1	Speed	Sect-2	Speed	Sect-3	Speed	Topspeed	laptime pit
1		135.0	1:03.861	150.5	24.633	105.7		2:13.647	8	39.222	149.8	1:03.144	147.8	24.867	110.9		2:07.233
2	39.229	146.2	1:02.536	150.5	24.619	108.1		2:06.384	9	44.679	148.5	1:03.008	146.8	25.820	100.9		2:13.507
3	38.887	146.2	1:02.771	147.8	24.406	109.3		2:06.064	10	39.427	153.2	1:04.317	137.2	25.617	109.7		2:09.361
4	38.965	139.8	1:03.942	150.8	24.856	110.6		2:07.763	11	41.832	154.3	1:02.299	150.8	25.243	108.1		2:09.374
5	39.018	140.1	1:02.374	149.8	24.429	109.7		2:05.821	12	38.922	147.5	1:02.440	150.8	26.532	96.3		2:07.894
6	38.458	143.7	1:03.115	148.8	24.344	108.2		2:05.917	13	42.576	97.4	1:33.168	82.8				2:48.621
7	38.670	150.5	1:10.138	146.2	25.036	107.9		2:13.844	14								

27 Mike Wrigley (HEA)									Williams FW07D								
lap	Sect-1	Speed	Sect-2	Speed	Sect-3	Speed	TopSpeed	laptime pit	lap	Sect-1	Speed	Sect-2	Speed	Sect-3	Speed	Topspeed	laptime pit
1		152.9	59.348	159.4	21.878	115.1		2:00.916	8	36.110	155.7	58.200	158.6	21.176	117.9		1:55.486
2	36.613	155.3	58.319	162.5	21.132	114.3		1:56.064	9	36.397	153.9	58.007	163.3	21.259	116.1		1:55.663
3	36.775	157.2	58.594	163.7	21.816	115.9		1:57.185	10	36.736	155.0	58.190	161.7	21.252	115.7		1:56.178
4	37.028	155.7	59.348	159.4	22.207	114.7		1:58.583	11	36.851	156.4	58.109	160.2	21.377	117.1		1:56.337
5	36.789	154.3	58.857	161.3	21.306	114.9		1:56.952	12	36.495	156.8	58.066	161.3	22.177	114.9		1:56.738
6	36.514	154.6	58.539	160.5	21.463	115.5		1:56.516	13	36.716	152.9	58.160	160.5	21.355	115.5		1:56.231
7	36.599	152.2	58.435	160.2	21.474	116.3		1:56.508	14	36.205	156.1	58.433	160.2	21.525	113.4		1:56.163

28 Doug Mockett (FIT)									Penske PC4								
lap	Sect-1	Speed	Sect-2	Speed	Sect-3	Speed	TopSpeed	laptime pit	lap	Sect-1	Speed	Sect-2	Speed	Sect-3	Speed	Topspeed	laptime pit
1		125.0	1:06.575	158.6	25.109	107.4		2:17.971	7	42.537	151.1	1:03.996	158.6	24.749	108.6		2:11.282
2	40.851	154.3	1:03.497	157.5	25.300	88.7		2:09.648	8	40.101	151.1	1:03.808	157.9	24.540	104.5		2:08.449
3	41.595	146.2	1:04.137	144.6				2:13.840	9	41.420	126.1	1:05.802	155.0	24.713	104.5		2:11.935
4	Out	141.9	1:05.119	141.0	24.999	108.6		3:34.172 P	10	41.379	149.1	1:05.385	111.7	29.748	104.7		2:16.512
5	40.420	148.1	1:03.298	156.8	25.200	105.4		2:08.918	11	41.448	147.2	1:04.280	156.4	24.437	108.2		2:10.165
6	41.556	122.9	1:05.493	154.3	24.895	106.9		2:11.944	12	43.923	118.8	1:15.688	125.2				2:26.937



**Session Start: 14:11:22 - Finish: 14:38:02**  
**Weather/Track Conditions: Cloud / Dry**  
**Circuit: Silverstone Historic Grand Prix**  
**Track Length: 5.857 Km - 3.6394 miles**

# Silverstone Classic - 29 - 31 Jul 2016

## FIA Masters Historic Formula One

### Race 5 - Sector Analysis

30 David Abbott (HEA)									Arrows A4										
lap	Sect-1	Speed	Sect-2	Speed	Sect-3	Speed	TopSpeed	laptime	pit	lap	Sect-1	Speed	Sect-2	Speed	Sect-3	Speed	Topspeed	laptime	pit
1								2:11.081		8								2:04.761	
2								2:04.955		9								2:03.440	
3								2:03.766		10								2:05.439	
4								2:05.222		11								2:26.666	
5								2:04.697		12								2:10.772	
6								2:04.875		13								2:01.784	
7								2:03.615		14									

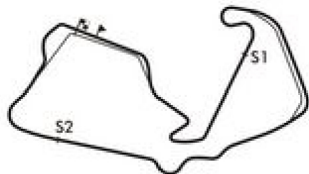
31 Steve Hartley (HEA)									Arrows A4										
lap	Sect-1	Speed	Sect-2	Speed	Sect-3	Speed	TopSpeed	laptime	pit	lap	Sect-1	Speed	Sect-2	Speed	Sect-3	Speed	Topspeed	laptime	pit
1		148.8	59.226	159.0	21.834	118.8		2:00.469		4	37.186	151.5	58.921	157.5	21.510	115.9		1:57.617	
2	36.444	156.1	58.323	159.4	21.236	120.7		1:56.003		5	37.122	151.8	57.717	156.4	20.948	121.4		1:55.787	
3	36.784	150.8	58.847	159.4	21.577	113.9		1:57.208		6	36.324	152.2	58.091	158.6	21.161	124.3		1:55.576	

32 Philip Hall (FIT)									Theodore TR1										
lap	Sect-1	Speed	Sect-2	Speed	Sect-3	Speed	TopSpeed	laptime	pit	lap	Sect-1	Speed	Sect-2	Speed	Sect-3	Speed	Topspeed	laptime	pit
1		147.8	1:02.095	162.1	23.228	112.4		2:08.157		8	37.512	152.5	1:00.603	157.9	22.357	116.5		2:00.472	
2	38.461	152.2	1:00.720	160.9	22.440	112.4		2:01.621		9	37.529	154.3	1:01.190	160.5	22.105	113.0		2:00.824	
3	37.941	151.8	1:00.404	160.2	22.318	115.3		2:00.663		10	37.724	153.9	59.801	159.0	21.876	115.5		1:59.401	
4	38.283	152.5	1:00.452	160.2	22.512	114.7		2:01.247		11	37.411	153.2	59.672	160.2	22.019	115.3		1:59.102	
5	37.784	153.6	1:00.826	160.9	22.162	114.7		2:00.772		12	39.622	149.8	1:01.063	160.5	22.306	113.6		2:02.991	
6	37.792	151.5	1:00.931	159.4	22.251	114.7		2:00.974		13	38.427	152.9	59.684	161.3	22.371	111.8		2:00.482	
7	38.130	152.9	1:00.204	160.2	22.213	115.5		2:00.547		14	37.749	153.2	59.549	161.3	22.437	113.4		1:59.735	

33 John Delane (STE)									Tyrrell 001										
lap	Sect-1	Speed	Sect-2	Speed	Sect-3	Speed	TopSpeed	laptime	pit	lap	Sect-1	Speed	Sect-2	Speed	Sect-3	Speed	Topspeed	laptime	pit
1		138.4	1:05.171	156.8	24.524	99.3		2:15.709		8	39.819	143.1	1:08.351	153.2	24.545	102.0		2:12.715	
2	40.903	146.8	1:04.186	151.8	25.339	98.4		2:10.428		9	40.155	145.3	1:04.336	151.1	24.270	98.7		2:08.761	
3	40.320	143.4	1:03.484	154.6	23.952	104.5		2:07.756		10	42.646	120.5	1:04.810	152.2	24.497	99.6		2:11.953	
4	39.803	142.2	1:03.424	151.1	24.340	102.8		2:07.567		11	41.099	144.0	1:04.733	153.9	24.112	100.9		2:09.944	
5	40.054	143.7	1:03.277	152.5	24.256	99.1		2:07.587		12	40.474	145.6	1:04.114	152.9	24.473	96.6		2:09.061	
6	40.249	141.3	1:03.536	152.5	23.959	102.0		2:07.744		13	39.773	144.6	1:03.398	153.6	24.427	97.4		2:07.598	
7	40.099	142.8	1:04.500	149.8	25.405	100.5		2:10.004		14									

34 Mike Cantillon (INV)									Tyrrell 010										
lap	Sect-1	Speed	Sect-2	Speed	Sect-3	Speed	TopSpeed	laptime	pit	lap	Sect-1	Speed	Sect-2	Speed	Sect-3	Speed	Topspeed	laptime	pit
1		151.8	59.641	161.7	22.534	110.7		2:02.666		8	36.640	154.3	58.191	159.8	21.735	113.0		1:56.566	
2	37.396	153.2	58.491	161.7	21.992	112.8		1:57.879		9	36.321	153.9	58.250	161.3	21.691	115.1		1:56.262	
3	36.694	152.9	58.677	160.5	21.823	115.3		1:57.194		10	36.285	155.3	58.252	160.9	21.795	114.9		1:56.332	
4	37.421	152.2	58.388	161.7	21.814	113.2		1:57.623		11	36.279	151.8	58.542	161.3	21.678	116.1		1:56.499	
5	36.747	152.9	58.644	160.5	21.901	113.9		1:57.292		12	36.650	157.9	58.071	161.7	21.983	114.1		1:56.704	
6	36.207	155.0	58.259	160.2	21.714	114.9		1:56.180		13	36.012	155.7	58.547	160.9	21.450	115.7		1:56.009	
7	36.075	154.6	58.454	161.3	21.968	112.8		1:56.497		14	36.144	155.7	58.681	162.9	21.619	116.7		1:56.444	

36 Alexander Furiani (FIT)									Surtees TS20										
lap	Sect-1	Speed	Sect-2	Speed	Sect-3	Speed	TopSpeed	laptime	pit	lap	Sect-1	Speed	Sect-2	Speed	Sect-3	Speed	Topspeed	laptime	pit
1		141.9	1:02.876	159.8	24.042	111.3		2:10.774		8	39.549	149.1	1:01.882	157.2	23.552	111.5		2:04.983	
2	39.422	146.2	1:02.105	157.5	23.368	115.3		2:04.895		9	38.752	149.1	1:00.959	156.8	23.242	114.5		2:02.953	
3	38.574	148.8	1:01.055	157.5	24.170	111.5		2:03.799		10	38.095	146.8	1:00.812	156.4	23.290	113.2		2:02.197	
4	38.446	149.1	1:02.733	157.2	24.038	111.7		2:05.217		11	38.991	150.1	1:01.711	157.2	23.885	112.2		2:04.587	
5	39.065	147.5	1:01.794	156.8	23.767	112.0		2:04.626		12	39.211	147.2	1:01.408	157.5	23.454	114.1		2:04.073	
6	38.623	146.8	1:01.841	156.8	23.537	110.6		2:04.001		13	39.493	147.5	1:01.374	157.9	23.497	115.7		2:04.364	
7	38.578	149.1	1:01.882	156.8	23.455	111.5		2:03.915		14									



**Session Start: 14:11:22 - Finish: 14:38:02**  
**Weather/Track Conditions: Cloud / Dry**  
**Circuit: Silverstone Historic Grand Prix**  
**Track Length: 5.857 Km - 3.6394 miles**

# Silverstone Classic - 29 - 31 Jul 2016

## FIA Masters Historic Formula One

### Race 5 - Sector Analysis

37 Christophe D'Ansembourg (HEA)									Williams FW07/C								
lap	Sect-1	Speed	Sect-2	Speed	Sect-3	Speed	TopSpeed	laptime pit	lap	Sect-1	Speed	Sect-2	Speed	Sect-3	Speed	Topspeed	laptime pit
1		153.6	59.406	160.5	21.642	120.1		2:00.074	8	36.621	154.3	58.677	159.0	21.368	119.2		1:56.666
2	36.330	156.1	58.359	161.7	21.512	119.4		1:56.201	9	36.658	152.2	59.152	160.2	21.322	116.1		1:57.132
3	36.257	154.6	59.032	162.9	21.858	119.8		1:57.147	10	36.627	154.6	57.992	159.8	21.193	119.0		1:55.812
4	36.836	155.0	58.326	161.3	21.474	117.1		1:56.636	11	35.884	156.1	58.445	159.4	21.300	121.4		1:55.629
5	36.596	153.9	58.358	160.5	21.246	120.7		1:56.200	12	36.080	155.0	58.275	160.2	21.935	122.2		1:56.290
6	36.310	153.9	58.630	159.4	21.295	120.3		1:56.235	13	37.412	150.5	58.465	160.5	21.260	121.1		1:57.137
7	35.935	153.2	59.054	159.0	21.512	118.8		1:56.501	14	36.612	151.1	59.060	160.5	21.246	121.1		1:56.918

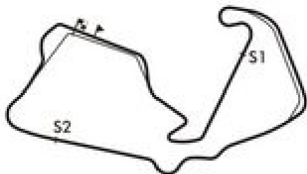
39 Marc Devis (FIT)									Maki F101								
lap	Sect-1	Speed	Sect-2	Speed	Sect-3	Speed	TopSpeed	laptime pit	lap	Sect-1	Speed	Sect-2	Speed	Sect-3	Speed	Topspeed	laptime pit
1		137.8	1:05.376	153.6	24.920	104.9		2:16.292	8	41.485	143.7	1:05.085	151.5	24.810	103.9		2:11.380
2	40.597	143.1	1:03.952	152.9	25.898	102.9		2:10.447	9	42.568	130.8	1:06.134	143.4	25.218	102.9		2:13.920
3	40.183	144.3	1:04.166	152.9	24.451	101.7		2:08.800	10	40.999	143.1	1:04.684	143.7	24.251	105.7		2:09.934
4	40.233	143.4	1:04.690	152.9	26.063	106.2		2:10.986	11	41.853	138.9	1:04.943	151.8	24.329	104.7		2:11.125
5	40.357	144.0	1:04.666	151.1	24.790	107.9		2:09.813	12	40.739	133.7	1:04.038	152.9	24.217	102.6		2:08.994
6	40.454	141.0	1:04.987	144.3	24.876	101.8		2:10.317	13	40.641	144.6	1:03.990	151.1	24.252	105.2		2:08.883
7	40.819	142.8	1:05.363	148.1	27.046	99.6		2:13.228	14								

44 Martin Stretton (LAU)									Tyrrell 012								
lap	Sect-1	Speed	Sect-2	Speed	Sect-3	Speed	TopSpeed	laptime pit	lap	Sect-1	Speed	Sect-2	Speed	Sect-3	Speed	Topspeed	laptime pit
1		152.2	1:00.214	156.1	21.683	115.5		1:59.065	7	35.632	151.8	57.109	155.3	20.655	120.7		1:53.396
2	35.797	153.6	58.810	157.2	21.835	116.3		1:56.442	8	35.401	156.4	57.500	159.4	21.173	114.5		1:54.074
3	36.750	152.2	57.275	158.3	20.985	120.7		1:55.010	9	35.931	150.8	57.399	156.8	20.652	121.8		1:53.982
4	35.845	153.6	57.967	156.4	20.934	120.5		1:54.746	10	35.602	152.5	57.339	156.4				2:01.275
5	35.578	151.8	57.133	155.7	20.998	120.7		1:53.709	11	Out	62.3	1:53.727	61.5	In			4:19.829 P
6	35.386	153.2	57.448	156.4	20.614	118.1		1:53.448	12								

48 Bill Coombs (FIT)									March 761								
lap	Sect-1	Speed	Sect-2	Speed	Sect-3	Speed	TopSpeed	laptime pit	lap	Sect-1	Speed	Sect-2	Speed	Sect-3	Speed	Topspeed	laptime pit
1		152.2	1:00.358	161.7	22.251	109.3		2:04.323	8	37.447	150.8	1:01.526	155.3	23.407	101.4		2:02.380
2	37.714	153.6	59.650	160.2	21.981	115.5		1:59.345	9	37.989	149.5	1:00.934	155.7	23.939	115.3		2:02.862
3	37.296	152.5	59.791	159.8	22.066	116.5		1:59.153	10	37.317	150.8	1:00.652	154.3	22.400	109.1		2:00.369
4	37.617	151.5	1:00.067	158.6	21.929	112.4		1:59.613	11	37.421	151.1	1:04.234	156.1	22.680	113.4		2:04.335
5	37.194	152.2	59.812	157.9	22.085	115.9		1:59.091	12	41.624	143.1	1:02.109	157.9	22.441	113.6		2:06.174
6	37.322	150.1	1:00.212	157.2	22.714	109.5		2:00.248	13	39.909	149.5	1:01.459	156.4	22.546	113.4		2:03.914
7	37.283	152.2	59.319	157.9	23.431	114.5		2:00.033	14	39.274	147.5	1:01.900	156.8	23.004	112.8		2:04.178

61 Jason Wright (FIT)									Shadow DN8								
lap	Sect-1	Speed	Sect-2	Speed	Sect-3	Speed	TopSpeed	laptime pit	lap	Sect-1	Speed	Sect-2	Speed	Sect-3	Speed	Topspeed	laptime pit
1		135.0	1:02.428	152.2	24.653	100.9		2:12.844	8	39.772	149.1	1:01.496	158.3	23.431	113.6		2:04.699
2	39.208	149.1	1:02.786	157.5	23.996	109.5		2:05.990	9	39.258	149.5	1:00.900	156.4	23.390	111.8		2:03.548
3	39.132	148.1	1:01.587	158.6	23.629	108.2		2:04.348	10	39.279	149.8	1:01.184	156.4	24.996	105.5		2:05.459
4	38.923	150.5	1:01.476	158.6	23.300	110.4		2:03.699	11	39.762	142.8	1:04.593	154.6	23.537	109.7		2:07.892
5	38.671	149.8	1:01.087	158.3	23.744	107.5		2:03.502	12	39.387	145.9	1:01.995	155.7	23.585	108.6		2:04.967
6	39.008	147.2	1:01.227	156.8	23.618	110.2		2:03.853	13	39.559	146.5	1:02.044	155.3	23.004	109.7		2:04.607
7	38.668	148.8	1:01.084	157.9	23.873	110.4		2:03.625	14								

66 Tommy Dreelan (HEA)									Williams FW08								
lap	Sect-1	Speed	Sect-2	Speed	Sect-3	Speed	TopSpeed	laptime pit	lap	Sect-1	Speed	Sect-2	Speed	Sect-3	Speed	Topspeed	laptime pit
1		144.9	1:02.446	164.5	23.529	108.2		2:09.105	8	38.284	155.7	1:01.110	163.3	23.163	113.0		2:02.557
2	39.225	153.6	1:01.169	162.1	22.975	111.8		2:03.369	9	38.035	153.6	1:00.733	163.7	23.321	107.7		2:02.089
3	38.732	151.5	1:01.103	161.3	23.077	110.9		2:02.912	10	38.961	153.6	1:01.253	159.4	23.513	108.9		2:03.727
4	38.865	155.0	1:01.381	161.7	23.331	109.5		2:03.577	11	38.685	152.9	1:00.581	159.0	22.521	112.8		2:01.787
5	38.723	151.1	1:01.455	162.9	23.367	113.4		2:03.545	12	39.876	151.5	1:00.318	159.4	23.300	104.0		2:03.494
6	38.575	151.1	1:01.005	160.5	23.430	108.8		2:03.010	13	39.685	152.5	1:00.234	159.4	23.252	106.5		2:03.171
7	39.058	147.5	1:01.299	161.3	22.877	111.3		2:03.234	14								



**Session Start: 14:11:22 - Finish: 14:38:02**  
**Weather/Track Conditions: Cloud / Dry**  
**Circuit: Silverstone Historic Grand Prix**  
**Track Length: 5.857 Km - 3.6394 miles**



# Silverstone Classic - 29 - 31 Jul 2016

## FIA Masters Historic Formula One

### Race 5 - Sector Analysis

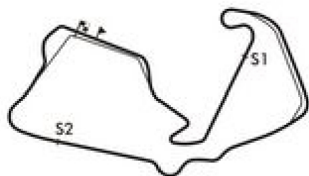
70 Loic Deman (HEA)									Tyrrell 010								
lap	Sect-1	Speed	Sect-2	Speed	Sect-3	Speed	TopSpeed	laptime pit	lap	Sect-1	Speed	Sect-2	Speed	Sect-3	Speed	Topspeed	laptime pit
1		154.3	58.060	163.7	21.438	114.3		1:57.400	8	36.056	157.9	57.239	162.5	21.237	113.7		1:54.532
2	36.092	158.3	58.309	162.9	21.128	116.9		1:55.529	9	35.780	158.3	57.006	162.9	20.982	120.1		1:53.768
3	35.537	157.5	56.889	162.5	20.828	119.2		1:53.254	10	35.823	159.0	57.497	162.1	20.792	118.6		1:54.112
4	35.968	157.9	56.887	163.3	20.715	117.5		1:53.570	11	35.318	159.8	57.244	162.5	20.927	115.9		1:53.489
5	35.209	157.2	56.742	162.9	20.868	115.5		1:52.819	12	35.550	159.8	58.168	162.5	21.587	117.5		1:55.305
6	35.283	156.8	57.514	162.1	22.002	105.5		1:54.799	13	38.479	155.7	57.255	162.9	20.991	118.1		1:56.725
7	35.860	155.7	57.004	162.5	21.139	117.3		1:54.003	14	35.869	157.9	57.484	166.1	21.633	111.1		1:54.986

82 Chris Drake (FIT)									Penske PC3								
lap	Sect-1	Speed	Sect-2	Speed	Sect-3	Speed	TopSpeed	laptime pit	lap	Sect-1	Speed	Sect-2	Speed	Sect-3	Speed	Topspeed	laptime pit
1		137.2	1:03.683	149.5	24.205	104.0		2:12.196	7	38.906	148.5	1:03.351	153.9	24.168	110.6		2:06.425
2	39.405	150.1	1:02.968	157.5	23.843	108.6		2:06.216	8	39.426	145.3	1:03.937	154.6	24.634	107.2		2:07.997
3	39.931	145.9	1:02.947	156.8	24.052	109.5		2:06.930	9	40.333	141.9	1:06.336	154.3	25.700	93.3		2:12.369
4	39.268	146.5	1:04.377	154.6	24.116	110.0		2:07.761	10	41.292	144.3	1:06.090	151.1	25.779	100.3		2:13.161
5	39.000	146.8	1:02.400	155.3	23.900	108.6		2:05.300	11	42.018	141.0	1:07.029	151.1	25.684	98.3		2:14.731
6	38.847	147.2	1:02.686	155.0	23.990	108.4		2:05.523	12	45.416	116.9	1:13.905	115.1				2:28.454

88 Max Smith-Hilliard (STE)									Surtees TS9B								
lap	Sect-1	Speed	Sect-2	Speed	Sect-3	Speed	TopSpeed	laptime pit	lap	Sect-1	Speed	Sect-2	Speed	Sect-3	Speed	Topspeed	laptime pit
1		141.6	1:01.837	163.7	23.285	108.2		2:07.759	6	38.268	148.8	1:01.090	159.8	23.557	108.2		2:02.915
2	38.935	152.2	1:01.609	159.4	22.900	106.9		2:03.444	7	38.799	149.8	1:01.351	157.5	23.080	108.8		2:03.230
3	38.755	152.5	1:01.509	160.9	23.291	108.8		2:03.555	8	38.459	150.8	1:00.962	159.0	23.219	110.7		2:02.640
4	38.962	149.5	1:01.590	158.3	23.524	105.7		2:04.076	9	38.039	151.5	1:00.818	158.6	23.302	105.8		2:02.159
5	38.667	149.5	1:01.469	160.2	23.357	111.5		2:03.493	10	38.869	150.5	1:01.278	158.6	23.539	103.6		2:03.686

97 Jamie Constable (FIT)									Shadow DN8								
lap	Sect-1	Speed	Sect-2	Speed	Sect-3	Speed	TopSpeed	laptime pit	lap	Sect-1	Speed	Sect-2	Speed	Sect-3	Speed	Topspeed	laptime pit
1		139.2	1:02.057	158.3	24.252	112.4		2:08.510	2								

177 Christian Perrier (INV)									ATS HSO1								
lap	Sect-1	Speed	Sect-2	Speed	Sect-3	Speed	TopSpeed	laptime pit	lap	Sect-1	Speed	Sect-2	Speed	Sect-3	Speed	Topspeed	laptime pit
1		138.1	1:03.962	151.8	24.992	91.7		2:29.714	8	41.016	134.8	1:03.047	146.5	24.274	103.2		2:08.337
2	40.858	140.7	1:04.490	148.5	24.566	104.5		2:09.914	9	40.034	144.3	1:03.619	151.5	23.895	103.4		2:07.548
3	40.409	139.5	1:06.417	151.1	24.744	99.0		2:11.570	10	39.437	141.9	1:03.536	150.5	23.455	106.0		2:06.428
4	40.307	139.8	1:03.452	147.5	23.990	101.1		2:07.749	11	42.419	133.2	1:03.664	149.5	23.621	104.5		2:09.704
5	42.621	138.4	1:04.811	149.1	24.032	107.2		2:11.464	12	40.052	141.9	1:03.019	151.1	23.816	100.8		2:06.887
6	40.189	138.4	1:03.987	148.5	24.557	98.1		2:08.733	13	39.838	130.1	1:03.230	150.5	24.572	93.6		2:07.640
7	41.145	137.5	1:03.710	148.1	24.012	106.2		2:08.867	14								



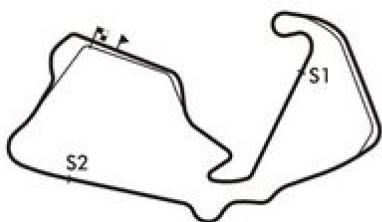
**Session Start: 14:11:22 - Finish: 14:38:02**  
**Weather/Track Conditions: Cloud / Dry**  
**Circuit: Silverstone Historic Grand Prix**  
**Track Length: 5.857 Km - 3.6394 miles**

# Silverstone Classic - 29 - 31 Jul 2016

## FIA Masters Historic Formula One

### Race 5 - Best Sector Times

POS	NO	DRIVER/S	Sector 1			Sector 2			Sector 3			IDEAL LAP	BEST LAP	On
			TIME	LAP	POS	TIME	LAP	POS	TIME	LAP	POS			
1	6	Nick Padmore	35.252	9	2	56.752	6	2	20.310	1	1	1:52.314	<b>1:53.112</b>	<b>5</b>
2	70	Loic Deman	35.209	5	1	56.742	5	1	20.715	4	4	1:52.666	<b>1:52.819</b>	<b>5</b>
3	11	Gregory Thornton	35.599	11	4	56.866	5	3	20.326	3	2	1:52.791	<b>1:53.099</b>	<b>5</b>
4	37	Christophe D'Ansembourg	35.884	11	5	57.992	10	7	21.193	10	8	1:55.069	<b>1:55.629</b>	<b>11</b>
5	27	Mike Wrigley	36.110	8	8	58.007	9	8	21.132	2	7	1:55.249	<b>1:55.486</b>	<b>8</b>
6	8	Rob Hall	35.971	8	6	58.021	13	9	21.086	8	6	1:55.078	<b>1:55.227</b>	<b>8</b>
7	5	Ollie Hancock	36.182	8	9	58.087	9	11	21.496	5	11	1:55.765	<b>1:55.958</b>	<b>14</b>
8	34	Mike Cantillon	36.012	13	7	58.071	12	10	21.450	13	10	1:55.533	<b>1:56.009</b>	<b>13</b>
9	4	Joaquin Folch-Rusinol	36.528	3	11	58.677	14	12	21.773	4	12	1:56.978	<b>1:57.039</b>	<b>3</b>
10	21	Derek Jones	37.050	9	13	59.692	13	15	21.976	9	15	1:58.718	<b>1:58.834</b>	<b>9</b>
11	32	Philip Hall	37.411	11	15	59.549	14	14	21.876	10	13	1:58.836	<b>1:59.102</b>	<b>11</b>
12	48	Bill Coombs	37.194	5	14	59.319	7	13	21.929	4	14	1:58.442	<b>1:59.091</b>	<b>5</b>
13	66	Tommy Dreelan	38.035	9	16	1:00.234	13	16	22.521	11	16	2:00.790	<b>2:01.787</b>	<b>11</b>
14	36	Alexander Furiani	38.095	10	18	1:00.812	10	17	23.242	9	19	2:02.149	<b>2:02.197</b>	<b>10</b>
15	61	Jason Wright	38.668	7	20	1:00.900	9	19	23.004	13	18	2:02.572	<b>2:03.502</b>	<b>5</b>
16	30	David Abbott											<b>2:01.784</b>	<b>13</b>
17	33	John Delane	39.773	13	23	1:03.277	5	24	23.952	3	22	2:07.002	<b>2:07.567</b>	<b>4</b>
18	177	Christian Perrier	39.437	10	22	1:03.019	12	23	23.455	10	20	2:05.911	<b>2:06.428</b>	<b>10</b>
19	39	Marc Devis	40.183	3	26	1:03.952	2	26	24.217	12	23	2:08.352	<b>2:08.800</b>	<b>3</b>
20	22	James Hagan	38.458	6	19	1:02.299	11	21	24.344	6	25	2:05.101	<b>2:05.821</b>	<b>5</b>
21	82	Chris Drake	38.847	6	21	1:02.400	5	22	23.843	2	21	2:05.090	<b>2:05.300</b>	<b>5</b>
22	15	Michel Baudoin	41.624	2	27	1:05.975	1	27	25.977	1	27	2:13.576	<b>2:13.826</b>	<b>2</b>
23	28	Doug Mockett	40.101	8	25	1:03.298	5	25	24.437	11	26	2:07.836	<b>2:08.449</b>	<b>8</b>
24	44	Martin Stretton	35.386	6	3	57.109	7	4	20.614	6	3	1:53.109	<b>1:53.396</b>	<b>7</b>
25	88	Max Smith-Hilliard	38.039	9	17	1:00.818	9	18	22.900	2	17	2:01.757	<b>2:02.159</b>	<b>9</b>
26	9	Judy Lyons	51.241	2	28	1:21.044	1	28	31.602	1	28	2:43.887	<b>2:47.270</b>	<b>2</b>
27	97	Jamie Constable	39.901	2	24	1:02.057	1	20	24.252	1	24	2:06.210	<b>2:08.510</b>	<b>1</b>
28	14	Simon Fish	36.569	4	12	57.957	6	6	21.373	5	9	1:55.899	<b>1:56.032</b>	<b>6</b>
29	31	Steve Hartley	36.324	6	10	57.717	5	5	20.948	5	5	1:54.989	<b>1:55.576</b>	<b>6</b>



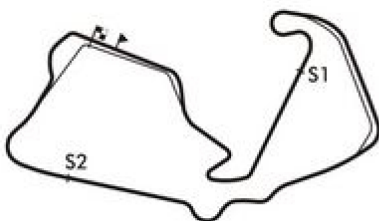
**Session Start: 14:11:22 - Finish: 14:38:02**  
**Weather/Track Conditions: Cloud / Dry**  
**Circuit: Silverstone Historic Grand Prix**  
**Track Length: 5.857 Km - 3.6394 miles**

# Silverstone Classic - 29 - 31 Jul 2016

## FIA Masters Historic Formula One

### Race 5 - Best Sector Speeds

	NO	SECTOR 1	MPH	NO	SECTOR 2	MPH	NO	SECTOR 3	MPH
1	70	Loic Deman	159.8	70	Loic Deman	166.1	31	Steve Hartley	124.3
2	5	Ollie Hancock	159.4	5	Ollie Hancock	164.5	37	Christophe D'Ansembourg	122.2
3	11	Gregory Thornton	157.9	66	Tommy Dreelan	164.5	6	Nick Padmore	121.8
4	34	Mike Cantillon	157.9	27	Mike Wrigley	163.7	44	Martin Stretton	121.8
5	27	Mike Wrigley	157.2	88	Max Smith-Hilliard	163.7	11	Gregory Thornton	120.3
6	14	Simon Fish	156.8	34	Mike Cantillon	162.9	70	Loic Deman	120.1
7	4	Joaquin Folch-Rusinol	156.4	37	Christophe D'Ansembourg	162.9	4	Joaquin Folch-Rusinol	119.6
8	44	Martin Stretton	156.4	4	Joaquin Folch-Rusinol	162.5	8	Rob Hall	119.6
9	31	Steve Hartley	156.1	11	Gregory Thornton	162.1	14	Simon Fish	119.4
10	37	Christophe D'Ansembourg	156.1	14	Simon Fish	162.1	27	Mike Wrigley	117.9
11	66	Tommy Dreelan	155.7	32	Philip Hall	162.1	5	Ollie Hancock	117.5
12	8	Rob Hall	155.3	48	Bill Coombs	161.7	34	Mike Cantillon	116.7
13	6	Nick Padmore	155.0	8	Rob Hall	161.3	32	Philip Hall	116.5
14	21	Derek Jones	154.6	21	Derek Jones	160.5	48	Bill Coombs	116.5
15	22	James Hagan	154.3	36	Alexander Furiani	159.8	36	Alexander Furiani	115.7
16	28	Doug Mockett	154.3	31	Steve Hartley	159.4	21	Derek Jones	113.6
17	32	Philip Hall	154.3	44	Martin Stretton	159.4	61	Jason Wright	113.6
18	48	Bill Coombs	153.6	6	Nick Padmore	158.6	66	Tommy Dreelan	113.4
19	88	Max Smith-Hilliard	152.5	28	Doug Mockett	158.6	97	Jamie Constable	112.4
20	97	Jamie Constable	151.1	61	Jason Wright	158.6	88	Max Smith-Hilliard	111.5
21	61	Jason Wright	150.5	97	Jamie Constable	158.3	22	James Hagan	110.9
22	36	Alexander Furiani	150.1	82	Chris Drake	157.5	82	Chris Drake	110.6
23	82	Chris Drake	150.1	33	John Delane	156.8	28	Doug Mockett	108.6
24	33	John Delane	146.8	39	Marc Devis	153.6	39	Marc Devis	107.9
25	39	Marc Devis	144.6	15	Michel Baudoin	153.2	177	Christian Perrier	107.2
26	177	Christian Perrier	144.3	177	Christian Perrier	151.8	15	Michel Baudoin	104.9
27	15	Michel Baudoin	141.9	22	James Hagan	150.8	33	John Delane	104.5
28	9	Judy Lyons	105.2	9	Judy Lyons	114.7	9	Judy Lyons	80.4
29	30	David Abbott	0.0	30	David Abbott	0.0	30	David Abbott	0.0



**Session Start: 14:11:22 - Finish: 14:38:02**  
**Weather/Track Conditions: Cloud / Dry**  
**Circuit: Silverstone Historic Grand Prix**  
**Track Length: 5.857 Km - 3.6394 miles**

# Silverstone Classic - 29 - 31 Jul 2016

## FIA Masters Historic Formula One

### Race 5 - Lap Chart

Lap 1			Lap 2			Lap 3			Lap 4			Lap 5			Lap 6		
NO	Behind	Laptime	NO	Behind	Laptime	NO	Behind	Laptime	NO	Behind	Laptime	NO	Behind	Laptime	NO	Behind	Laptime
6		1:53.952	6		1:53.492	6		1:54.678	6		1:54.308	6		1:53.112	6		1:53.249
5	3.031	1:56.983	70	5.485	1:55.529	9	1 LAP	2:47.270	70	3.323	1:53.570	70	3.030	1:52.819	70	4.580	1:54.799
70	3.448	1:57.400	11	6.048	1:55.406	70	4.061	1:53.254	11	3.748	1:53.495	11	3.735	1:53.099	15	1 LAP	2:17.222
11	4.134	1:58.086	5	7.838	1:58.299	11	4.561	1:53.191	44	8.833	1:54.746	44	9.430	1:53.709	11	4.836	1:54.350
44	5.113	1:59.065	44	8.063	1:56.442	44	8.395	1:55.010	37	13.628	1:56.636	37	16.716	1:56.200	44	9.629	1:53.448
37	6.122	2:00.074	37	8.831	1:56.201	5	11.092	1:57.932	5	14.720	1:57.936	31	17.542	1:55.787	37	19.702	1:56.235
31	6.517	2:00.469	31	9.028	1:56.003	37	11.300	1:57.147	31	14.867	1:57.617	5	19.245	1:57.637	31	19.869	1:55.576
27	6.964	2:00.916	27	9.536	1:56.064	31	11.558	1:57.208	8	15.974	1:57.632	8	19.788	1:56.926	5	22.694	1:56.698
14	7.383	2:01.335	14	10.828	1:56.937	27	12.043	1:57.185	27	16.318	1:58.583	27	20.158	1:56.952	8	23.001	1:56.462
8	8.257	2:02.209	8	11.384	1:56.619	8	12.650	1:55.944	14	16.618	1:57.565	14	20.961	1:57.455	27	23.425	1:56.516
34	8.714	2:02.666	34	13.101	1:57.879	14	13.361	1:57.211	34	18.932	1:57.623	34	23.112	1:57.292	14	23.744	1:56.032
4	9.671	2:03.623	4	14.116	1:57.937	34	15.617	1:57.194	4	19.988	1:57.819	4	25.219	1:58.343	34	26.043	1:56.180
48	10.371	2:04.323	48	16.224	1:59.345	4	16.477	1:57.039	48	26.004	1:59.613	48	31.983	1:59.091	4	29.557	1:57.587
21	12.302	2:06.254	21	19.672	2:00.862	48	20.699	1:59.153	21	32.859	2:01.194	21	40.384	2:00.637	48	38.982	2:00.248
88	13.807	2:07.759	32	22.334	2:01.621	21	25.973	2:00.979	32	35.258	2:01.247	32	42.918	2:00.772	9	2 LAPS	3:09.626
32	14.205	2:08.157	88	23.759	2:03.444	32	28.319	2:00.663	88	42.404	2:04.076	28	1 LAP	3:34.172	21	46.874	1:59.739
97	14.558	2:08.510	66	25.030	2:03.369	88	32.636	2:03.555	66	42.533	2:03.577	88	52.785	2:03.493	32	50.643	2:00.974
66	15.153	2:09.105	36	28.225	2:04.895	66	33.264	2:02.912	36	48.255	2:05.217	66	52.966	2:03.545	28	1 LAP	2:08.918
36	16.822	2:10.774	30	28.592	2:04.955	36	37.346	2:03.799	30	48.594	2:05.222	36	59.769	2:04.626	88	1:02.451	2:02.915
30	17.129	2:11.081	82	30.968	2:06.216	30	37.680	2:03.766	61	50.451	2:03.699	30	1:00.179	2:04.697	66	1:02.727	2:03.010
82	18.244	2:12.196	61	31.390	2:05.990	61	41.060	2:04.348	82	56.673	2:07.761	61	1:00.841	2:03.502	36	1:10.521	2:04.001
61	18.892	2:12.844	22	32.587	2:06.384	82	43.220	2:06.930	22	57.428	2:07.763	82	1:08.861	2:05.300	61	1:11.445	2:03.853
22	19.695	2:13.647	33	38.693	2:10.428	22	43.973	2:06.064	33	1:05.030	2:07.567	22	1:10.137	2:05.821	30	1:11.805	2:04.875
33	21.757	2:15.709	39	39.295	2:10.447	33	51.771	2:07.756	39	1:10.095	2:10.986	33	1:19.505	2:07.587	82	1:21.135	2:05.523
39	22.340	2:16.292	28	40.175	2:09.648	39	53.417	2:08.800	9	1 LAP	3:12.595	39	1:26.796	2:09.813	22	1:22.805	2:05.917
28	24.019	2:17.971	15	45.573	2:13.826	28	59.337	2:13.840	177	1:22.517	2:07.749	177	1:40.869	2:11.464	33	1:34.000	2:07.744
15	25.239	2:19.191	177	52.184	2:09.914	177	1:09.076	2:11.570	15	1:33.879	2:16.635				39	1:43.864	2:10.317
177	35.762	2:29.714				15	1:11.552	2:20.657									
9	1:01.346	2:55.298															

Session Start: 14:11:22 - Finish: 14:38:02

Weather/Track Conditions: Cloud / Dry

Circuit: Silverstone Historic Grand Prix

Track Length: 5.857 Km - 3.6394 miles

# Silverstone Classic - 29 - 31 Jul 2016

## FIA Masters Historic Formula One

### Race 5 - Lap Chart

Lap 7			Lap 8			Lap 9			Lap 10			Lap 11			Lap 12		
NO	Behind	Laptime	NO	Behind	Laptime	NO	Behind	Laptime	NO	Behind	Laptime	NO	Behind	Laptime	NO	Behind	Laptime
6		1:54.415	6		1:56.194	6		1:53.412	6		1:53.766	6		1:54.111	6		1:54.758
177	1 LAP	2:08.733	9	3 LAPS	3:10.982	70	2.862	1:53.768	70	3.208	1:54.112	70	2.586	1:53.489	36	1 LAP	2:04.587
70	4.168	1:54.003	70	2.506	1:54.532	11	3.251	1:53.581	11	3.941	1:54.456	11	3.133	1:53.303	70	3.133	1:55.305
11	4.664	1:54.243	11	3.082	1:54.612	44	7.060	1:53.982	82	1 LAP	2:12.369	28	2 LAPS	2:11.935	11	5.751	1:57.376
44	8.610	1:53.396	39	1 LAP	2:13.228	33	1 LAP	2:12.715	44	14.569	2:01.275	82	1 LAP	2:13.161	15	2 LAPS	2:17.910
37	21.788	1:56.501	44	6.490	1:54.074	39	1 LAP	2:11.380	22	1 LAP	2:13.507	37	29.544	1:55.629	61	1 LAP	2:07.892
8	25.025	1:56.439	177	1 LAP	2:08.867	37	25.980	1:57.132	33	1 LAP	2:08.761	8	31.159	1:56.256	30	1 LAP	2:26.666
27	25.518	1:56.508	37	22.260	1:56.666	8	26.763	1:56.117	37	28.026	1:55.812	27	31.699	1:56.337	37	31.076	1:56.290
5	27.354	1:59.075	8	24.058	1:55.227	27	27.061	1:55.663	8	29.014	1:56.017	22	1 LAP	2:09.361	8	33.254	1:56.853
14	27.701	1:58.372	27	24.810	1:55.486	177	1 LAP	2:08.337	27	29.473	1:56.178	5	36.001	1:57.014	27	33.679	1:56.738
34	28.125	1:56.497	5	27.218	1:56.058	5	29.899	1:56.093	5	33.098	1:56.965	34	36.301	1:56.499	28	2 LAPS	2:16.512
15	1 LAP	2:18.930	34	28.497	1:56.566	34	31.347	1:56.262	34	33.913	1:56.332	9	4 LAPS	3:08.685	5	37.712	1:56.469
4	34.148	1:59.006	4	37.763	1:59.809	4	42.143	1:57.792	177	1 LAP	2:07.548	33	1 LAP	2:11.953	34	38.247	1:56.704
48	44.600	2:00.033	15	1 LAP	2:17.632	48	1:00.236	2:02.862	39	1 LAP	2:13.920	4	50.583	1:58.731	44	1 LAP	4:19.829
21	53.005	2:00.546	14	50.776	2:19.269	21	1:02.274	1:58.834	4	45.963	1:57.586	177	1 LAP	2:06.428	82	1 LAP	2:14.731
32	56.775	2:00.547	48	50.786	2:02.380	32	1:08.465	2:00.824	48	1:06.839	2:00.369	39	1 LAP	2:09.934	22	1 LAP	2:09.374
88	1:11.266	2:03.230	21	56.852	2:00.041	15	1 LAP	2:16.796	21	1:07.471	1:58.963	21	1:13.676	2:00.316	4	55.473	1:59.648
66	1:11.546	2:03.234	32	1:01.053	2:00.472	9	3 LAPS	3:11.133	32	1:14.100	1:59.401	48	1:17.063	2:04.335	33	1 LAP	2:09.944
28	1 LAP	2:11.944	88	1:17.712	2:02.640	88	1:26.459	2:02.159	88	1:36.379	2:03.686	32	1:19.091	1:59.102	177	1 LAP	2:09.704
36	1:20.021	2:03.915	66	1:17.909	2:02.557	66	1:26.586	2:02.089	66	1:36.547	2:03.727	66	1:44.223	2:01.787	39	1 LAP	2:11.125
61	1:20.655	2:03.625	36	1:28.810	2:04.983	36	1:38.351	2:02.953	15	1 LAP	2:17.230				21	1:19.657	2:00.739
30	1:21.005	2:03.615	61	1:29.160	2:04.699	61	1:39.296	2:03.548	36	1:46.782	2:02.197				32	1:27.324	2:02.991
82	1:33.145	2:06.425	30	1:29.572	2:04.761	30	1:39.600	2:03.440	61	1:50.989	2:05.459				48	1:28.479	2:06.174
22	1:42.234	2:13.844	28	1 LAP	2:11.282	28	1 LAP	2:08.449	30	1:51.273	2:05.439				9	4 LAPS	3:04.252
33	1:49.589	2:10.004	82	1:44.948	2:07.997										66	1:52.959	2:03.494
			22	1:53.273	2:07.233												

Session Start: 14:11:22 - Finish: 14:38:02

Weather/Track Conditions: Cloud / Dry

Circuit: Silverstone Historic Grand Prix

Track Length: 5.857 Km - 3.6394 miles

# Silverstone Classic - 29 - 31 Jul 2016

## FIA Masters Historic Formula One

### Race 5 - Lap Chart

Lap 13			Lap 14		
NO	Behind	Laptime	NO	Behind	Laptime
6		1:53.967	6		1:57.016
70	5.891	1:56.725	70	3.861	1:54.986
11	6.366	1:54.582	66	1 LAP	2:03.171
36	1 LAP	2:04.073	11	8.402	1:59.052
61	1 LAP	2:04.967	36	1 LAP	2:04.364
15	2 LAPS	2:16.419	61	1 LAP	2:04.607
37	34.246	1:57.137	37	34.148	1:56.918
8	35.203	1:55.916	27	35.090	1:56.163
27	35.943	1:56.231	8	35.568	1:57.381
5	39.828	1:56.083	5	38.770	1:55.958
34	40.289	1:56.009	34	39.717	1:56.444
30	1 LAP	2:10.772	15	2 LAPS	2:16.166
28	2 LAPS	2:10.165	30	1 LAP	2:01.784
4	1:01.222	1:59.716	4	1:02.784	1:58.578
22	1 LAP	2:07.894	9	5 LAPS	3:11.273
33	1 LAP	2:09.061	<b>28</b>	2 LAPS	2:26.937
177	1 LAP	2:06.887	33	1 LAP	2:07.598
<b>82</b>	1 LAP	2:28.454	21	1:29.031	2:00.640
21	1:25.407	1:59.717	177	1 LAP	2:07.640
39	1 LAP	2:08.994	32	1:36.558	1:59.735
32	1:33.839	2:00.482	39	1 LAP	2:08.883
48	1:38.426	2:03.914	48	1:45.588	2:04.178
			<b>22</b>	1 LAP	2:48.621

**Session Start: 14:11:22 - Finish: 14:38:02**  
**Weather/Track Conditions: Cloud / Dry**  
**Circuit: Silverstone Historic Grand Prix**  
**Track Length: 5.857 Km - 3.6394 miles**



**Silverstone Classic - 29 - 31 Jul 2016**

**JET Super Touring Car Trophy**  
**Race 6 - Classification**

**Sheet No:**

POS	NO	DRIVER/S	CLASS	CLASS POS	CAR MAKE / MODEL	TIME	LAPS	GAP	DIFF	MPH	BEST	ON
1	18	Colin Noble Jnr	ST1	1	Vauxhall Vectra	20:04.560	9	-- 9 laps --		97.89	2:12.852	5
2	3	James Dodd	ST1	2	Honda Accord	20:04.766	9	0.206	0.206	97.87	2:12.867	5
3	7	Frank Wrathall	ST1	3	Audi A4	20:14.384	9	9.824	9.618	97.10	2:14.401	7
4	97	Neil Smith	ST1	4	Alfa Romeo 156	20:33.867	9	29.307	19.483	95.56	2:15.998	7
5	4	Graeme Dodd	ST1	5	Honda Accord	20:53.646	9	49.086	19.779	94.06	2:17.877	9
6	9	Jason Minshaw	ST1	6	Volvo S40	20:55.234	9	50.674	1.588	93.94	2:16.979	8
7	15	Craig Davies	GA1	1	Ford Sierra RS500	21:01.396	9	56.836	6.162	93.48	2:18.538	9
8	2	Paul Smith	ST1	7	BMW 320	21:01.639	9	57.079	0.243	93.46	2:18.423	7
9	6	Dave Jarman	ST1	8	Nissan Primera	21:03.398	9	58.838	1.759	93.33	2:18.806	7
10	79	Mark Jones	ST1	9	Renault Laguna	21:05.701	9	1:01.141	2.303	93.16	2:18.075	8
11	20	Jon Finnemore	ST1	10	Honda Accord	21:17.464	9	1:12.904	11.763	92.30	2:18.551	7
12	53	Mark Hazell	ST1	11	BMW	21:34.368	9	1:29.808	16.904	91.09	2:21.271	4
13	14	James Hanson	ST1	12	Vauxhall Vectra	21:35.333	9	1:30.773	0.965	91.03	2:17.996	6
14	17	Mark Smith	GA2	1	BMW E3 M3	21:36.676	9	1:32.116	1.343	90.93	2:19.007	4
15	44	Guy Minshaw	ST1	13	Audi A4	21:37.137	9	1:32.577	0.461	90.90	2:19.431	7
16	42	Gianfranco Brancatelli	GA2	2	BMW M3	21:39.585	9	1:35.025	2.448	90.73	2:22.907	8
17	25	Tony Longhurst	ST2	1	BMW 318	21:40.111	9	1:35.551	0.526	90.70	2:22.871	8
18	67	Tony Absolom	ST2	2	Vauxhall Cavalier	21:58.103	9	1:53.543	17.992	89.45	2:24.701	8
19	8	Darren Fielding	ST2	3	BMW E36 318	21:58.537	9	1:53.977	0.434	89.43	2:24.380	8
20	27	Rick Wood	ST2	4	Mazda 323	21:58.814	9	1:54.254	0.277	89.41	2:24.128	8
21	62	John Pearson	ST1	14	Alfa Romeo	22:08.597	9	2:04.037	9.783	88.75	2:25.087	4
22	68	Scott O'Donnell	ST3	1	Ford Mondeo	22:17.731	9	2:13.171	9.134	88.14	2:25.267	2
23	5	Alvin Powell	ST3	2	Ford Mondeo	20:07.171	8	-- 8 laps --	17.198	86.82	2:28.531	8
24	40	Lindsay O'Donnell	ST1	15	Volvo S40	20:34.465	8	27.294	27.294	84.90	2:28.419	5
25	88	Warren Good	ST3	3	BMW 318	20:14.044	7	-- 7 laps --	2:11.398	75.54	2:42.843	5

----- NOT CLASSIFIED -----

DNF 19	Phiroze Bilimoria	GA1	Ford RS500									
DNF 61	Tom Houlbrook	GA2	BMW E30 M3		19:41.723	8	-- 8 laps --			88.69	2:24.755	6
DNF 16	Don Grice	ST1	BMW E36		10:36.843	4	-- 4 laps --		45.194	82.29	2:31.883	3
DNF 33	Stuart Hall	ST2	Ford Mondeo									

----- FASTEST LAP SUMMARY -----

NO	DRIVER/S	CLASS	CAR MAKE / MODEL	FASTEST LAP	ON	MPH
18	Colin Noble Jnr	ST1	Vauxhall Vectra	2:12.852	5	98.62
15	Craig Davies	GA1	Ford Sierra RS500	2:18.538	9	94.57
17	Mark Smith	GA2	BMW E3 M3	2:19.007	4	94.25
25	Tony Longhurst	ST2	BMW 318	2:22.871	8	91.70
68	Scott O'Donnell	ST3	Ford Mondeo	2:25.267	2	90.19

Car 62 (Alfa) - please display correct race number  
 Car 7 - Transponder working intermittently - Regulation Q.12.2.1 refers.  
 Car 60 - Non Starter

Session Start: 14:57:25 - Finish: 15:17:28  
 Weather/Track Conditions: Cloud / Dry  
 Circuit: Silverstone Historic Grand Prix  
 Track Length: 5.857 Km - 3.6394 miles

These results are provisional until the conclusion of any judicial and technical matters.

Clerk of the Course:	Timekeeper:	Issued at:
----------------------	-------------	------------

# Silverstone Classic - 29 - 31 Jul 2016

## JET Super Touring Car Trophy

### Race 6 - Sector Analysis

2 Paul Smith (ST1)									BMW 320								
lap	Sect-1	Speed	Sect-2	Speed	Sect-3	Speed	TopSpeed	laptime pit	lap	Sect-1	Speed	Sect-2	Speed	Sect-3	Speed	Topspeed	laptime pit
1		124.3	1:12.585	131.3	26.706	95.3		2:24.277	6	44.295	125.0	1:10.975	131.1	26.197	94.1		2:21.467
2	44.858	122.2	1:10.733	131.3	25.937	95.6		2:21.528	7	43.264	125.9	1:09.677	133.4	25.482	95.9		2:18.423
3	43.910	127.6	1:09.367	134.5	26.095	95.9		2:19.372	8	44.120	125.2	1:09.181	131.1	25.550	95.5		2:18.851
4	43.167	128.1	1:09.685	131.8	26.262	87.2		2:19.114	9	43.937	127.1	1:09.276	132.4	25.510	89.6		2:18.723
5	44.257	127.1	1:09.808	132.4	25.819	94.7		2:19.884	10								

3 James Dodd (ST1)									Honda Accord								
lap	Sect-1	Speed	Sect-2	Speed	Sect-3	Speed	TopSpeed	laptime pit	lap	Sect-1	Speed	Sect-2	Speed	Sect-3	Speed	Topspeed	laptime pit
1		130.8	1:08.641	136.1	25.036	97.4		2:15.486	6	41.444	130.3	1:06.748	139.2	24.822	98.0		2:13.014
2	41.808	131.6	1:07.370	138.4	24.655	99.7		2:13.833	7	41.677	130.8	1:07.118	138.7	25.324	99.4		2:14.119
3	41.334	132.4	1:06.927	139.2	24.633	100.5		2:12.894	8	41.703	132.4	1:07.332	138.1	24.841	100.8		2:13.876
4	41.389	132.4	1:07.202	139.2	24.823	98.8		2:13.414	9	42.106	133.2	1:07.821	139.8	25.336	93.2		2:15.263
5	41.496	132.6	1:06.856	138.7	24.515	100.5		2:12.867	10								

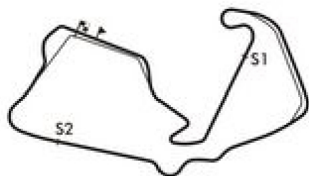
4 Graeme Dodd (ST1)									Honda Accord								
lap	Sect-1	Speed	Sect-2	Speed	Sect-3	Speed	TopSpeed	laptime pit	lap	Sect-1	Speed	Sect-2	Speed	Sect-3	Speed	Topspeed	laptime pit
1		125.0	1:11.306	134.5	26.314	96.6		2:23.402	6	43.316	129.8	1:09.306	135.0	25.944	99.3		2:18.566
2	43.828	128.8	1:09.485	134.8	25.707	99.3		2:19.020	7	43.476	128.3	1:09.816	135.3	26.211	97.0		2:19.503
3	42.579	130.3	1:09.716	135.0	25.873	99.3		2:18.168	8	43.554	128.6	1:09.624	134.5	25.961	98.7		2:19.139
4	42.838	129.8	1:09.667	134.2	25.984	97.8		2:18.489	9	43.146	129.3	1:09.058	135.0	25.673	99.6		2:17.877
5	43.160	129.8	1:10.045	135.3	26.277	98.5		2:19.482	10								

5 Alvin Powell (ST3)									Ford Mondeo								
lap	Sect-1	Speed	Sect-2	Speed	Sect-3	Speed	TopSpeed	laptime pit	lap	Sect-1	Speed	Sect-2	Speed	Sect-3	Speed	Topspeed	laptime pit
1		114.3	1:18.009	121.1	28.836	90.7		2:41.663	5	46.918	120.7	1:13.835	129.6	28.189	90.8		2:28.942
2	47.455	114.7	1:13.830	130.3	28.647	89.5		2:29.932	6	46.282	120.5	1:14.700	129.3	27.828	91.7		2:28.810
3	47.680	122.5	1:14.824	129.1	28.175	92.1		2:30.679	7	45.901	122.0	1:14.990	129.1	28.097	86.8		2:28.988
4	46.958	121.4	1:14.671	128.8	27.997	89.4		2:29.626	8	46.074	125.2	1:14.688	123.4	27.769	89.2		2:28.531

6 Dave Jarman (ST1)									Nissan Primera								
lap	Sect-1	Speed	Sect-2	Speed	Sect-3	Speed	TopSpeed	laptime pit	lap	Sect-1	Speed	Sect-2	Speed	Sect-3	Speed	Topspeed	laptime pit
1		125.7	1:11.479	133.4	27.171	94.5		2:25.056	6	43.633	128.6	1:10.125	135.6	25.661	96.4		2:19.419
2	43.977	127.3	1:10.284	136.4	26.060	96.4		2:20.321	7	43.623	127.8	1:09.263	135.8	25.920	92.6		2:18.806
3	44.189	125.9	1:09.279	136.4	25.910	96.1		2:19.378	8	44.462	120.5	1:09.940	134.2	26.129	95.9		2:20.531
4	44.128	128.8	1:09.626	135.3	26.267	92.6		2:20.021	9	43.791	129.8	1:09.743	134.8	25.385	100.3		2:18.919
5	44.163	127.1	1:09.878	135.0	26.906	96.6		2:20.947	10								

7 Frank Wrathall (ST1)									Audi A4								
lap	Sect-1	Speed	Sect-2	Speed	Sect-3	Speed	TopSpeed	laptime pit	lap	Sect-1	Speed	Sect-2	Speed	Sect-3	Speed	Topspeed	laptime pit
1					24.932			2:16.928	6					24.746			2:14.423
2					24.707			2:14.460	7	42.211	128.6	1:07.708		24.482			2:14.401
3					25.105			2:14.441	8					25.084			2:14.984
4					24.667			2:14.520	9	42.306	127.8	1:08.018		24.810			2:15.134
5					24.816	100.8		2:15.093	10								

8 Darren Fielding (ST2)									BMW E36 318								
lap	Sect-1	Speed	Sect-2	Speed	Sect-3	Speed	TopSpeed	laptime pit	lap	Sect-1	Speed	Sect-2	Speed	Sect-3	Speed	Topspeed	laptime pit
1		121.1	1:14.843	128.8	27.528	91.4		2:31.573	6	45.839	121.1	1:12.461	128.1	27.161	92.1		2:25.461
2	45.795	123.4	1:13.902	128.6	27.899	90.8		2:27.596	7	46.287	121.8	1:12.690	128.6	27.161	91.7		2:26.138
3	45.641	122.9	1:13.218	128.6	27.644	89.5		2:26.503	8	45.162	122.2	1:12.410	128.8	26.808	90.2		2:24.380
4	45.369	123.1	1:12.622	128.8	27.399	88.2		2:25.390	9	45.498	121.4	1:12.210	129.1	27.408	90.0		2:25.116
5	45.981	122.0	1:13.315	127.1	27.084	90.4		2:26.380	10								



Session Start: 14:57:25 - Finish: 15:17:28  
 Weather/Track Conditions: Cloud / Dry  
 Circuit: Silverstone Historic Grand Prix  
 Track Length: 5.857 Km - 3.6394 miles







# Silverstone Classic - 29 - 31 Jul 2016

## JET Super Touring Car Trophy

### Race 6 - Sector Analysis

62 John Pearson (ST1)									Alfa Romeo								
lap	Sect-1	Speed	Sect-2	Speed	Sect-3	Speed	TopSpeed	laptime pit	lap	Sect-1	Speed	Sect-2	Speed	Sect-3	Speed	Topspeed	laptime pit
1		119.2	1:15.432	128.6	27.979	89.0		2:34.661	6	45.663	123.8	1:12.843	128.3	27.450	90.7		2:25.956
2	46.171	121.8	1:13.307	128.1	27.485	92.7		2:26.963	7	46.078	122.5	1:12.921	127.3	28.305	91.4		2:27.304
3	45.517	122.2	1:13.640	126.9	27.249	93.3		2:26.406	8	45.691	121.4	1:13.887	125.9	27.686	89.5		2:27.264
4	45.326	122.0	1:13.034	127.6	26.727	93.9		2:25.087	9	45.997	121.6	1:14.294	125.7	28.623	84.1		2:28.914
5	45.612	122.5	1:13.071	127.1	27.359	92.3		2:26.042	10								

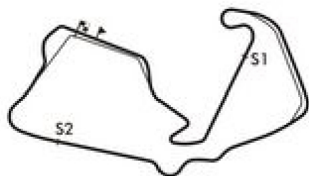
67 Tony Absolom (ST2)									Vauxhall Cavalier								
lap	Sect-1	Speed	Sect-2	Speed	Sect-3	Speed	TopSpeed	laptime pit	lap	Sect-1	Speed	Sect-2	Speed	Sect-3	Speed	Topspeed	laptime pit
1		125.0	1:14.122	132.6	27.695	93.5		2:31.982	6	45.342	120.7	1:12.493	130.1	27.639	86.7		2:25.474
2	45.703	126.9	1:12.974	130.3	27.915	91.3		2:26.592	7	46.003	123.6	1:12.514	130.3	27.289	93.7		2:25.806
3	45.333	125.7	1:12.823	130.8	27.626	89.7		2:25.782	8	44.902	124.0	1:12.157	130.1	27.642	90.3		2:24.701
4	45.531	124.3	1:12.796	130.3	27.962	87.2		2:26.289	9	44.953	120.5	1:12.644	130.6	27.690	90.6		2:25.287
5	45.892	120.5	1:12.420	130.3	27.878	91.9		2:26.190	10								

68 Scott O'Donnell (ST3)									Ford Mondeo								
lap	Sect-1	Speed	Sect-2	Speed	Sect-3	Speed	TopSpeed	laptime pit	lap	Sect-1	Speed	Sect-2	Speed	Sect-3	Speed	Topspeed	laptime pit
1		111.8	1:13.779	132.1	28.589	92.1		2:37.520	6	45.355	126.4	1:13.373	130.3	28.513	90.0		2:27.241
2	44.924	126.9	1:11.868	128.1	28.475	92.8		2:25.267	7	45.260	125.9	1:13.826	130.1	28.645	92.1		2:27.731
3	45.279	126.4	1:13.840	130.6	28.574	89.4		2:27.693	8	46.070	122.7	1:14.109	130.3	28.639	90.1		2:28.818
4	45.384	125.2	1:13.624	128.1	28.659	90.6		2:27.667	9	45.480	124.5	1:13.576	131.3	28.702	85.1		2:27.758
5	45.386	126.1	1:14.040	131.1	28.610	91.3		2:28.036	10								

79 Mark Jones (ST1)									Renault Laguna								
lap	Sect-1	Speed	Sect-2	Speed	Sect-3	Speed	TopSpeed	laptime pit	lap	Sect-1	Speed	Sect-2	Speed	Sect-3	Speed	Topspeed	laptime pit
1		125.2	1:11.300	137.5	27.052	96.1		2:29.348	6	43.401	132.1	1:09.624	137.0	26.819	95.9		2:19.844
2	43.909	129.3	1:09.705	132.6	26.212	97.3		2:19.826	7	43.885	131.1	1:09.271	139.8	25.860	100.2		2:19.016
3	42.568	130.8	1:09.689	137.8	27.023	98.3		2:19.280	8	42.696	124.7	1:09.849	138.1	25.530	97.3		2:18.075
4	43.242	132.6	1:09.370	138.7	26.142	97.0		2:18.754	9	43.584	131.3	1:12.306	135.6	25.860	98.0		2:21.750
5	43.415	129.6	1:10.287	136.4	26.106	96.8		2:19.808	10								

88 Warren Good (ST3)									BMW 318								
lap	Sect-1	Speed	Sect-2	Speed	Sect-3	Speed	TopSpeed	laptime pit	lap	Sect-1	Speed	Sect-2	Speed	Sect-3	Speed	Topspeed	laptime pit
1		106.2	1:28.231	113.9	33.606	72.0		3:28.258	5	50.978	111.8	1:21.055	118.6	30.810	81.0		2:42.843
2	55.409	107.2	1:24.392	117.9	32.653	78.9		2:52.454	6	54.563	111.1	1:21.546	119.2	31.489	77.9		2:47.598
3	53.175	110.6	1:22.528	118.4	32.003	76.4		2:47.706	7	52.260	110.7	1:21.976	117.9	30.993	83.0		2:45.229
4	54.464	110.4	1:23.850	119.2	31.642	75.0		2:49.956	8								

97 Neil Smith (ST1)									Alfa Romeo 156								
lap	Sect-1	Speed	Sect-2	Speed	Sect-3	Speed	TopSpeed	laptime pit	lap	Sect-1	Speed	Sect-2	Speed	Sect-3	Speed	Topspeed	laptime pit
1		128.8	1:09.894	135.3	26.051	99.7		2:20.036	6	42.373	129.3	1:08.933	135.8	25.457	98.5		2:16.763
2	42.418	128.8	1:09.033	136.4	26.014	98.0		2:17.465	7	42.590	129.1	1:08.015	136.4	25.393	100.0		2:15.998
3	42.225	130.3	1:08.747	136.1	25.831	98.7		2:16.803	8	42.630	128.6	1:08.159	135.0	25.358	101.1		2:16.147
4	42.356	129.8	1:08.369	135.6	25.663	99.7		2:16.388	9	42.522	129.1	1:08.359	135.8	25.849	94.9		2:16.730
5	42.604	129.6	1:09.143	135.6	25.790	97.8		2:17.537	10								



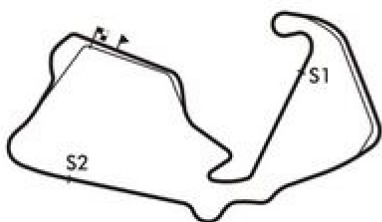
**Session Start: 14:57:25 - Finish: 15:17:28**  
**Weather/Track Conditions: Cloud / Dry**  
**Circuit: Silverstone Historic Grand Prix**  
**Track Length: 5.857 Km - 3.6394 miles**

# Silverstone Classic - 29 - 31 Jul 2016

## JET Super Touring Car Trophy

### Race 6 - Best Sector Times

POS	NO	DRIVER/S	Sector 1			Sector 2			Sector 3			IDEAL LAP	BEST LAP	On
			TIME	LAP	POS	TIME	LAP	POS	TIME	LAP	POS			
1	18	Colin Noble Jnr	41.358	4	2	1:06.689	5	1	24.721	5	3	2:12.768	<b>2:12.852</b>	<b>5</b>
2	3	James Dodd	41.334	3	1	1:06.748	6	2	24.515	5	2	2:12.597	<b>2:12.867</b>	<b>5</b>
3	7	Frank Wrathall	42.211	7	3	1:07.708	7	3	24.482	7	1	2:14.401	<b>2:14.401</b>	<b>7</b>
4	97	Neil Smith	42.225	3	4	1:08.015	7	5	25.358	8	5	2:15.598	<b>2:15.998</b>	<b>7</b>
5	4	Graeme Dodd	42.579	3	6	1:09.058	9	7	25.673	9	10	2:17.310	<b>2:17.877</b>	<b>9</b>
6	9	Jason Minshaw	42.789	8	7	1:07.999	7	4	25.147	7	4	2:15.935	<b>2:16.979</b>	<b>8</b>
7	15	Craig Davies	42.808	9	8	1:08.777	8	6	26.432	3	15	2:18.017	<b>2:18.538</b>	<b>9</b>
8	2	Paul Smith	43.167	4	12	1:09.181	8	8	25.482	7	8	2:17.830	<b>2:18.423</b>	<b>7</b>
9	6	Dave Jarman	43.623	7	14	1:09.263	7	9	25.385	9	6	2:18.271	<b>2:18.806</b>	<b>7</b>
10	79	Mark Jones	42.568	3	5	1:09.271	7	10	25.530	8	9	2:17.369	<b>2:18.075</b>	<b>8</b>
11	20	Jon Finnemore	43.107	7	11	1:09.329	4	11	25.906	7	11	2:18.342	<b>2:18.551</b>	<b>7</b>
12	53	Mark Hazell	43.969	7	15	1:10.209	5	15	26.193	4	14	2:20.371	<b>2:21.271</b>	<b>4</b>
13	14	James Hanson	42.930	6	9	1:09.331	6	12	25.394	5	7	2:17.655	<b>2:17.996</b>	<b>6</b>
14	17	Mark Smith	42.935	8	10	1:09.517	7	13	25.984	4	13	2:18.436	<b>2:19.007</b>	<b>4</b>
15	44	Guy Minshaw	43.587	5	13	1:09.779	7	14	25.930	7	12	2:19.296	<b>2:19.431</b>	<b>7</b>
16	42	Gianfranco Brancatelli	44.285	3	16	1:11.358	7	16	26.993	9	20	2:22.636	<b>2:22.907</b>	<b>8</b>
17	25	Tony Longhurst	44.412	4	17	1:11.457	7	17	26.717	7	16	2:22.586	<b>2:22.871</b>	<b>8</b>
18	67	Tony Absolom	44.902	8	18	1:12.157	8	20	27.289	7	22	2:24.348	<b>2:24.701</b>	<b>8</b>
19	8	Darren Fielding	45.162	8	21	1:12.210	9	21	26.808	8	18	2:24.180	<b>2:24.380</b>	<b>8</b>
20	27	Rick Wood	44.949	8	20	1:11.998	8	19	27.181	8	21	2:24.128	<b>2:24.128</b>	<b>8</b>
21	62	John Pearson	45.326	4	22	1:12.843	6	23	26.727	4	17	2:24.896	<b>2:25.087</b>	<b>4</b>
22	68	Scott O'Donnell	44.924	2	19	1:11.868	2	18	28.475	2	25	2:25.267	<b>2:25.267</b>	<b>2</b>
23	5	Alvin Powell	45.901	7	24	1:13.830	2	25	27.769	8	23	2:27.500	<b>2:28.531</b>	<b>8</b>
24	40	Lindsay O'Donnell	45.984	6	25	1:13.445	4	24	28.560	4	26	2:27.989	<b>2:28.419</b>	<b>5</b>
25	88	Warren Good	50.978	5	27	1:21.055	5	27	30.810	5	27	2:42.843	<b>2:42.843</b>	<b>5</b>
26	19	Phiroze Bilimoria												
27	61	Tom Houlbrook	45.398	6	23	1:12.315	4	22	26.983	6	19	2:24.696	<b>2:24.755</b>	<b>6</b>
28	16	Don Grice	48.263	3	26	1:15.390	3	26	28.230	3	24	2:31.883	<b>2:31.883</b>	<b>3</b>
29	33	Stuart Hall												



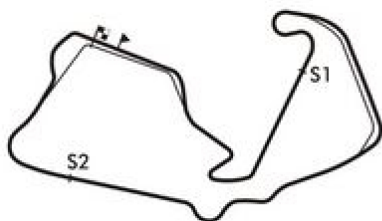
**Session Start: 14:57:25 - Finish: 15:17:28**  
**Weather/Track Conditions: Cloud / Dry**  
**Circuit: Silverstone Historic Grand Prix**  
**Track Length: 5.857 Km - 3.6394 miles**

# Silverstone Classic - 29 - 31 Jul 2016

## JET Super Touring Car Trophy

### Race 6 - Best Sector Speeds

	NO	SECTOR 1	MPH	NO	SECTOR 2	MPH	NO	SECTOR 3	MPH
1	15	Craig Davies	139.5	15	Craig Davies	150.5	97	Neil Smith	101.1
2	17	Mark Smith	134.8	17	Mark Smith	141.6	18	Colin Noble Jnr	100.9
3	3	James Dodd	133.2	3	James Dodd	139.8	3	James Dodd	100.8
4	20	Jon Finnemore	132.9	79	Mark Jones	139.8	7	Frank Wrathall	100.8
5	79	Mark Jones	132.6	9	Jason Minshaw	138.4	6	Dave Jarman	100.3
6	18	Colin Noble Jnr	132.4	20	Jon Finnemore	138.4	79	Mark Jones	100.2
7	9	Jason Minshaw	131.1	18	Colin Noble Jnr	137.5	4	Graeme Dodd	99.6
8	4	Graeme Dodd	130.3	6	Dave Jarman	136.4	9	Jason Minshaw	99.3
9	97	Neil Smith	130.3	97	Neil Smith	136.4	20	Jon Finnemore	98.5
10	6	Dave Jarman	129.8	4	Graeme Dodd	135.3	17	Mark Smith	98.3
11	14	James Hanson	129.8	42	Gianfranco Brancatelli	135.3	15	Craig Davies	98.1
12	7	Frank Wrathall	128.6	2	Paul Smith	134.5	14	James Hanson	97.0
13	2	Paul Smith	128.1	14	James Hanson	133.4	2	Paul Smith	95.9
14	42	Gianfranco Brancatelli	128.1	67	Tony Absolom	132.6	44	Guy Minshaw	95.7
15	53	Mark Hazell	126.9	40	Lindsay O'Donnell	132.4	53	Mark Hazell	95.5
16	67	Tony Absolom	126.9	53	Mark Hazell	132.1	25	Tony Longhurst	95.3
17	68	Scott O'Donnell	126.9	68	Scott O'Donnell	132.1	42	Gianfranco Brancatelli	94.0
18	61	Tom Houlbrook	126.4	61	Tom Houlbrook	131.8	62	John Pearson	93.9
19	44	Guy Minshaw	126.1	25	Tony Longhurst	131.6	67	Tony Absolom	93.7
20	25	Tony Longhurst	125.7	5	Alvin Powell	130.3	61	Tom Houlbrook	93.3
21	27	Rick Wood	125.7	8	Darren Fielding	129.1	68	Scott O'Donnell	92.8
22	5	Alvin Powell	125.2	27	Rick Wood	128.8	27	Rick Wood	92.4
23	40	Lindsay O'Donnell	124.5	44	Guy Minshaw	128.8	40	Lindsay O'Donnell	92.2
24	62	John Pearson	123.8	62	John Pearson	128.6	5	Alvin Powell	92.1
25	8	Darren Fielding	123.4	16	Don Grice	125.2	8	Darren Fielding	92.1
26	16	Don Grice	119.2	88	Warren Good	119.2	16	Don Grice	90.3
27	88	Warren Good	111.8	7	Frank Wrathall	0.0	88	Warren Good	83.0
28	19	Phiroze Bilimoria	0.0	19	Phiroze Bilimoria	0.0	19	Phiroze Bilimoria	0.0
29	33	Stuart Hall	0.0	33	Stuart Hall	0.0	33	Stuart Hall	0.0



**Session Start: 14:57:25 - Finish: 15:17:28**  
**Weather/Track Conditions: Cloud / Dry**  
**Circuit: Silverstone Historic Grand Prix**  
**Track Length: 5.857 Km - 3.6394 miles**

# Silverstone Classic - 29 - 31 Jul 2016

## JET Super Touring Car Trophy

### Race 6 - Lap Chart

Lap 1			Lap 2			Lap 3			Lap 4			Lap 5			Lap 6		
NO	Behind	Laptime	NO	Behind	Laptime	NO	Behind	Laptime	NO	Behind	Laptime	NO	Behind	Laptime	NO	Behind	Laptime
18		2:14.222	18		2:13.857	18		2:13.371	18		2:13.738	18		2:12.852	18		2:13.218
3	1.264	2:15.486	3	1.240	2:13.833	3	0.763	2:12.894	3	0.439	2:13.414	3	0.454	2:12.867	3	0.250	2:13.014
7	2.706	2:16.928	7	3.309	2:14.460	7	4.379	2:14.441	7	5.161	2:14.520	7	7.402	2:15.093	7	8.607	2:14.423
97	5.814	2:20.036	97	9.422	2:17.465	97	12.854	2:16.803	88	1 LAP	2:47.706	97	20.189	2:17.537	97	23.734	2:16.763
20	9.042	2:23.264	4	14.343	2:19.020	4	19.140	2:18.168	97	15.504	2:16.388	4	30.521	2:19.482	4	35.869	2:18.566
4	9.180	2:23.402	15	16.244	2:20.203	15	22.920	2:20.047	4	23.891	2:18.489	2	36.135	2:19.884	15	42.723	2:19.126
15	9.898	2:24.120	6	17.298	2:20.321	6	23.305	2:19.378	15	29.070	2:19.888	15	36.815	2:20.597	9	42.830	2:18.985
2	10.055	2:24.277	2	17.726	2:21.528	2	23.727	2:19.372	2	29.103	2:19.114	9	37.063	2:19.265	6	43.884	2:19.419
6	10.834	2:25.056	20	18.517	2:23.332	20	25.458	2:20.312	6	29.588	2:20.021	6	37.683	2:20.947	2	44.384	2:21.467
17	11.987	2:26.209	17	18.844	2:20.714	17	26.407	2:20.934	20	30.442	2:18.722	17	38.405	2:19.581	20	45.258	2:19.706
53	12.970	2:27.192	79	21.095	2:19.826	9	26.775	2:17.800	9	30.650	2:17.613	20	38.770	2:21.180	17	45.454	2:20.267
25	14.632	2:28.854	53	22.117	2:23.004	79	27.004	2:19.280	17	31.676	2:19.007	79	38.976	2:19.808	79	45.602	2:19.844
79	15.126	2:29.348	9	22.346	2:20.130	14	31.806	2:20.200	79	32.020	2:18.754	14	41.765	2:18.309	14	46.543	2:17.996
44	15.845	2:30.067	14	24.977	2:22.133	53	32.472	2:23.726	14	36.308	2:18.240	88	1 LAP	2:49.956	44	58.789	2:21.410
9	16.073	2:30.295	25	25.860	2:25.085	44	34.091	2:20.757	53	40.005	2:21.271	53	50.433	2:23.280	53	59.974	2:22.759
42	16.208	2:30.430	44	26.705	2:24.717	25	36.635	2:24.146	44	40.633	2:20.280	44	50.597	2:22.816	42	1:09.292	2:24.038
14	16.701	2:30.923	42	27.332	2:24.981	42	37.175	2:23.214	42	46.882	2:23.445	42	58.472	2:24.442	25	1:09.779	2:24.042
8	17.351	2:31.573	67	30.495	2:26.592	67	42.906	2:25.782	25	47.386	2:24.489	25	58.955	2:24.421	88	1 LAP	2:42.843
67	17.760	2:31.982	8	31.090	2:27.596	8	44.222	2:26.503	67	55.457	2:26.289	67	1:08.795	2:26.190	67	1:21.051	2:25.474
27	19.201	2:33.423	27	31.614	2:26.270	27	44.642	2:26.399	8	55.874	2:25.390	8	1:09.402	2:26.380	8	1:21.645	2:25.461
61	19.594	2:33.816	61	32.194	2:26.457	61	44.845	2:26.022	27	56.209	2:25.305	27	1:09.963	2:26.606	61	1:21.824	2:24.755
62	20.439	2:34.661	62	33.545	2:26.963	62	46.580	2:26.406	61	56.461	2:25.354	61	1:10.287	2:26.678	27	1:22.950	2:26.205
68	23.298	2:37.520	68	34.708	2:25.267	68	49.030	2:27.693	62	57.929	2:25.087	62	1:11.119	2:26.042	62	1:23.857	2:25.956
40	26.222	2:40.444	40	42.999	2:30.634	5	1:00.824	2:30.679	68	1:02.959	2:27.667	68	1:18.143	2:28.036	68	1:32.166	2:27.241
5	27.441	2:41.663	5	43.516	2:29.932	40	1:02.148	2:32.520	5	1:16.712	2:29.626	5	1:32.802	2:28.942	5	1:48.394	2:28.810
16	28.002	2:42.224	16	46.995	2:32.850	16	1:05.507	2:31.883	40	1:17.958	2:29.548	40	1:33.525	2:28.419	40	1:49.427	2:29.120
88	1:14.036	3:28.258	88	1:52.633	2:52.454				16	1:41.655	2:49.886						

Session Start: 14:57:25 - Finish: 15:17:28

Weather/Track Conditions: Cloud / Dry

Circuit: Silverstone Historic Grand Prix

Track Length: 5.857 Km - 3.6394 miles

# Silverstone Classic - 29 - 31 Jul 2016

## JET Super Touring Car Trophy

### Race 6 - Lap Chart

Lap 7			Lap 8			Lap 9		
NO	Behind	Laptime	NO	Behind	Laptime	NO	Behind	Laptime
18		2:14.175	18		2:13.864	18		2:15.263
3	0.194	2:14.119	3	0.206	2:13.876	3	0.206	2:15.263
7	8.833	2:14.401	7	9.953	2:14.984	5	1 LAP	2:28.531
97	25.557	2:15.998	40	1 LAP	2:51.961	88	2 LAPS	2:45.229
4	41.197	2:19.503	97	27.840	2:16.147	7	9.824	2:15.134
9	45.766	2:17.111	4	46.472	2:19.139	97	29.307	2:16.730
15	48.333	2:19.785	9	48.881	2:16.979	40	1 LAP	2:31.819
6	48.515	2:18.806	15	53.561	2:19.092	4	49.086	2:17.877
2	48.632	2:18.423	2	53.619	2:18.851	9	50.674	2:17.056
20	49.634	2:18.551	20	54.437	2:18.667	15	56.836	2:18.538
79	50.443	2:19.016	79	54.654	2:18.075	2	57.079	2:18.723
17	50.858	2:19.579	6	55.182	2:20.531	6	58.838	2:18.919
14	51.738	2:19.370	17	56.287	2:19.293	79	1:01.141	2:21.750
44	1:04.045	2:19.431	14	57.964	2:20.090	20	1:12.904	2:33.730
53	1:07.480	2:21.681	44	1:09.908	2:19.727	53	1:29.808	2:28.403
42	1:18.249	2:23.132	53	1:16.668	2:23.052	14	1:30.773	2:48.072
25	1:18.776	2:23.172	42	1:27.292	2:22.907	17	1:32.116	2:51.092
67	1:32.682	2:25.806	25	1:27.783	2:22.871	44	1:32.577	2:37.932
8	1:33.608	2:26.138	67	1:43.519	2:24.701	42	1:35.025	2:22.996
27	1:34.386	2:25.611	8	1:44.124	2:24.380	25	1:35.551	2:23.031
61	1:36.179	2:28.530	27	1:44.650	2:24.128	67	1:53.543	2:25.287
62	1:36.986	2:27.304	62	1:50.386	2:27.264	8	1:53.977	2:25.116
68	1:45.722	2:27.731	61	1:52.426	2:30.111	27	1:54.254	2:24.867
88	1 LAP	2:47.598	68	2:00.676	2:28.818	62	2:04.037	2:28.914
5	2:03.207	2:28.988				68	2:13.171	2:27.758

**Session Start: 14:57:25 - Finish: 15:17:28**  
**Weather/Track Conditions: Cloud / Dry**  
**Circuit: Silverstone Historic Grand Prix**  
**Track Length: 5.857 Km - 3.6394 miles**



### Silverstone Classic - 29 - 31 Jul 2016

#### Can-Am 50 Interserie Challenge Race 7 - Classification

Sheet No:

POS	NO	DRIVER/S	NAT	CLASS	CLASS POS	CAR MAKE / MODEL	TIME	LAPS	GAP	DIFF	MPH	BEST	ON
1	67	Rob Hall		INC	1	Matra MS670B/C	20:02.422	10	-- 10 laps		108.9	1:59.201	8
2	8	Andrew Newall		CMA	1	Mclaren M8F	20:04.180	10	1.758	1.758	108.8	1:59.322	1
3	6	John Grant		CMA	2	Mclaren M8C/D	20:34.366	10	31.944	30.186	106.1	2:00.744	2
4	167	Michele Liguori		INC	2	Lola T292	21:01.046	10	58.624	26.680	103.8	2:03.201	2
5	85	Tony Sinclair		INB	1	Lola T292	21:01.655	10	59.233	0.609	103.8	2:03.057	2
6	60	John Burton		INB	2	Chevron B26	21:06.658	10	1:04.236	5.003	103.4	2:05.177	4
7	38	James Claridge		INB	3	Lola T292	21:09.294	10	1:06.872	2.636	103.2	2:05.237	3
8	31	Frank Bradley		CMA	3	March 717	21:40.959	10	1:38.537	31.665	100.7	2:07.599	4
9	3	Marc Devis		INC	3	Toj SC303	21:41.340	10	1:38.918	0.381	100.6	2:07.346	4
10	66	Mike Donovan		CMB	1	Lola T70 Mk3B	21:41.605	10	1:39.183	0.265	100.6	2:07.880	3
11	16	Leo Voyazides		CMB	2	Lola Mk3B	22:11.616	10	2:09.194	30.011	98.39	2:11.098	2
12	14	John Spiers		INB	4	Osella PA3	20:18.147	9	-- 9 laps --	19.088	96.80	2:09.013	4
13	21	Robert Parker		INB	5	Osella PA5	20:19.325	9	1.178	1.178	96.70	2:12.993	4
14	54	Jonathan Loader		INA	1	Chevron B19	20:26.693	9	8.546	7.368	96.12	2:14.296	2
15	88	Kevin Cooke		INB	6	Royale RP17	20:27.611	9	9.464	0.918	96.05	2:13.844	3
16	95	Gary Culver		CMB	3	Lola T70 Mk3	20:28.703	9	10.556	1.092	95.96	2:14.466	3
17	11	Harm Lagaaij		CMA	4	Shadow Mk1	21:23.821	9	1:05.674	55.118	91.84	2:20.661	2
18	111	Rick Carlino		INB	7	GRD S72	20:24.129	8	-- 8 laps --	1:21.664	85.62	2:29.465	3
19	83	Anthony Galliers-Pratt		CMB	4	Lola T70 Spyder Mk2	20:29.744	8	5.615	5.615	85.23	2:31.129	7
20	44	Anthony Taylor		CMA	5	Mclaren M6B	20:45.889	8	21.760	16.145	84.13	2:33.359	8
21	78	Charlie Birkett		CMB	5	Ford GT40	20:51.898	8	27.769	6.009	83.72	2:31.960	6
22	79	Gary Wright		CMB	6	Ford GT40	20:58.277	8	34.148	6.379	83.29	2:32.277	8
23	2	Harry Read		CMA	6	Mclaren M8C	22:18.318	8	1:54.189	1:20.041	78.31	2:43.373	8
----- NOT CLASSIFIED -----													
DNF 18		Peter Schleifer		CMA		Lola T310	13:50.940	6	-- 6 laps --		94.60	2:09.537	4
DNC 138		Adam Simmonds		CMB		BMC Huffaker Genie	20:04.325	7	-- 7 laps --		76.15	2:49.465	2
DNF 22		Matt Manderson		CMB		Fred Davies Special	13:07.855	5	-- 5 laps --		83.15	2:29.727	3
DNF 24		Vic Nutter		INB		March 73S	14:52.767	6	-- 6 laps --		88.05	2:12.628	2

#### FASTEST LAP SUMMARY

NO	DRIVER/S	CLASS	CAR MAKE / MODEL	FASTEST LAP	ON	MPH
67	Rob Hall	INC	Matra MS670B/C	1:59.201	8	109.91
8	Andrew Newall	CMA	Mclaren M8F	1:59.322	1	109.80
85	Tony Sinclair	INB	Lola T292	2:03.057	2	106.47
66	Mike Donovan	CMB	Lola T70 Mk3B	2:07.880	3	102.45
54	Jonathan Loader	INA	Chevron B19	2:14.296	2	97.56

Cars 4 & 47 - Non starters

Session Start: 16:10:32 - Finish: 16:30:33

Weather/Track Conditions: Cloud / Dry

Circuit: Silverstone Historic Grand Prix

Track Length: 5.857 Km - 3.6394 miles

These results are provisional until the conclusion of any judicial and technical matters.

Clerk of the Course:

Bernard Cottrell

Timekeeper:

Issued at:









# Silverstone Classic - 29 - 31 Jul 2016

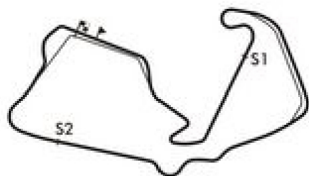
## Can-Am 50 InterSerie Challenge

### Race 7 - Sector Analysis

111 Rick Carlino (INB)									GRD S72								
lap	Sect-1	Speed	Sect-2	Speed	Sect-3	Speed	TopSpeed	laptime pit	lap	Sect-1	Speed	Sect-2	Speed	Sect-3	Speed	Topspeed	laptime pit
1		108.4	1:13.697	130.1	28.393	96.4		2:35.221	5	47.814	124.0	1:14.687	132.9	30.495	90.7		2:32.996
2	46.840	115.7	1:13.413	132.6	29.791	91.3		2:30.044	6	48.068	110.6	1:14.664	122.9	32.432	87.7		2:35.164
3	46.502	118.1	1:13.758	134.8	29.205	96.1		2:29.465	7	47.921	109.3	1:15.788	124.0	29.606	92.2		2:33.315
4	47.593	102.1	1:15.393	123.6	30.603	88.3		2:33.589	8	48.219	103.6	1:16.058	118.6	30.058	90.8		2:34.335

138 Adam Simmonds (CMB)									BMC Huffaker Genie Mk10								
lap	Sect-1	Speed	Sect-2	Speed	Sect-3	Speed	TopSpeed	laptime pit	lap	Sect-1	Speed	Sect-2	Speed	Sect-3	Speed	Topspeed	laptime pit
1		120.5	1:22.141		33.920	79.1		2:56.822	5	52.542	112.6	1:24.475		34.657	79.4		2:51.674
2	51.349	110.6	1:23.946	113.9	34.170	82.8		2:49.465	6	52.227	111.3	1:24.442	115.7	33.112	81.5		2:49.781
3	52.304	110.7	1:25.418	116.9	33.716	81.7		2:51.438	7	52.942	105.0	1:24.430	111.3	33.290	81.9		2:50.662
4	53.826	99.7	1:27.226	113.6	33.431	81.0		2:54.483	8								

167 Michele Liguori (INC)									Lola T292								
lap	Sect-1	Speed	Sect-2	Speed	Sect-3	Speed	TopSpeed	laptime pit	lap	Sect-1	Speed	Sect-2	Speed	Sect-3	Speed	Topspeed	laptime pit
1		146.2	1:01.559	167.8	23.635	110.6		2:04.940	6	39.443	154.6	1:03.373	162.1	23.861	110.0		2:06.677
2	38.132	159.4	1:01.436	165.7	23.633	98.7		2:03.201	7	39.844	153.9	1:02.519	164.1	23.890	106.2		2:06.253
3	39.239	152.5	1:01.645	164.9	23.754	102.0		2:04.638	8	39.818	151.5	1:02.847	162.1	24.908	105.2		2:07.573
4	38.821	155.3	1:02.453	165.3	23.729	107.5		2:05.003	9	39.773	141.0	1:03.226	154.6	23.981	108.8		2:06.980
5	39.477	150.8	1:03.756	161.3	24.709	108.8		2:07.942	10	39.842	150.1	1:03.540	163.7	24.457	108.8		2:07.839



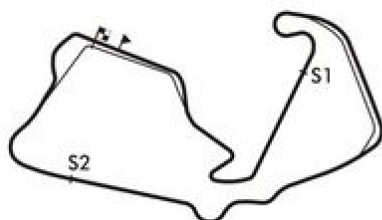
**Session Start: 16:10:32 - Finish: 16:30:33**  
**Weather/Track Conditions: Cloud / Dry**  
**Circuit: Silverstone Historic Grand Prix**  
**Track Length: 5.857 Km - 3.6394 miles**

# Silverstone Classic - 29 - 31 Jul 2016

## Can-Am 50 Interserie Challenge

### Race 7 - Best Sector Times

POS	NO	DRIVER/S	Sector 1			Sector 2			Sector 3			IDEAL LAP	BEST LAP	On
			TIME	LAP	POS	TIME	LAP	POS	TIME	LAP	POS			
1	67	Rob Hall	37.157	6	2	59.530	7	2	21.830	8	1	1:58.517	<b>1:59.201</b>	<b>8</b>
2	8	Andrew Newall	36.863	6	1	59.351	10	1	22.459	8	2	1:58.673	<b>1:59.322</b>	<b>1</b>
3	6	John Grant	37.285	2	3	1:00.124	2	3	23.305	1	6	2:00.714	<b>2:00.744</b>	<b>2</b>
4	167	Michele Liguori	38.132	2	5	1:01.436	2	4	23.633	2	8	2:03.201	<b>2:03.201</b>	<b>2</b>
5	85	Tony Sinclair	37.981	2	4	1:02.006	2	5	22.965	1	3	2:02.952	<b>2:03.057</b>	<b>2</b>
6	60	John Burton	39.076	4	6	1:02.943	4	8	23.046	3	5	2:05.065	<b>2:05.177</b>	<b>4</b>
7	38	James Claridge	39.567	7	7	1:02.505	3	6	23.012	1	4	2:05.084	<b>2:05.237</b>	<b>3</b>
8	31	Frank Bradley	40.186	4	11	1:02.667	4	7	24.679	5	12	2:07.532	<b>2:07.599</b>	<b>4</b>
9	3	Marc Devis	39.591	4	8	1:03.518	4	9	24.237	4	10	2:07.346	<b>2:07.346</b>	<b>4</b>
10	66	Mike Donovan	39.907	3	10	1:03.707	2	10	24.091	3	9	2:07.705	<b>2:07.880</b>	<b>3</b>
11	16	Leo Voyazides	41.040	2	13	1:05.162	2	13	24.802	4	13	2:11.004	<b>2:11.098</b>	<b>2</b>
12	14	John Spiers	39.891	4	9	1:04.284	6	12	23.617	2	7	2:07.792	<b>2:09.013</b>	<b>4</b>
13	21	Robert Parker	41.302	2	14	1:06.000	4	15	25.100	1	15	2:12.402	<b>2:12.993</b>	<b>4</b>
14	54	Jonathan Loader	41.951	3	17	1:06.845	2	18	25.169	5	16	2:13.965	<b>2:14.296</b>	<b>2</b>
15	88	Kevin Cooke	41.781	3	15	1:06.688	3	17	24.643	5	11	2:13.112	<b>2:13.844</b>	<b>3</b>
16	95	Gary Culver	42.027	2	18	1:06.446	2	16	25.755	6	18	2:14.228	<b>2:14.466</b>	<b>3</b>
17	11	Harm Lagaaij	44.070	2	19	1:08.285	2	19	27.637	9	19	2:19.992	<b>2:20.661</b>	<b>2</b>
18	111	Rick Carlino	46.502	3	21	1:13.413	2	20	28.393	1	21	2:28.308	<b>2:29.465</b>	<b>3</b>
19	83	Anthony Galliers-Pratt	47.608	7	25	1:14.184	6	21	29.034	6	22	2:30.826	<b>2:31.129</b>	<b>7</b>
20	44	Anthony Taylor	46.778	8	22	1:15.541	7	24	29.843	6	25	2:32.162	<b>2:33.359</b>	<b>8</b>
21	78	Charlie Birkett	46.875	6	23	1:15.220	6	23	29.127	7	23	2:31.222	<b>2:31.960</b>	<b>6</b>
22	79	Gary Wright	47.066	8	24	1:15.544	8	25	29.350	6	24	2:31.960	<b>2:32.277</b>	<b>8</b>
23	2	Harry Read	49.741	2	26	1:19.424	7	26	32.605	8	26	2:41.770	<b>2:43.373</b>	<b>8</b>
24	138	Adam Simmonds	51.349	2	27	1:22.141	1	27	33.112	6	27	2:46.602	<b>2:49.465</b>	<b>2</b>
25	18	Peter Schleifer	40.364	4	12	1:03.983	4	11	24.965	3	14	2:09.312	<b>2:09.537</b>	<b>4</b>
26	24	Vic Nutter	41.824	4	16	1:05.475	2	14	25.318	2	17	2:12.617	<b>2:12.628</b>	<b>2</b>
27	22	Matt Manderson	46.307	3	20	1:15.073	2	22	28.232	3	20	2:29.612	<b>2:29.727</b>	<b>3</b>



**Session Start: 16:10:32 - Finish: 16:30:33**

**Weather/Track Conditions: Cloud / Dry**

**Circuit: Silverstone Historic Grand Prix**

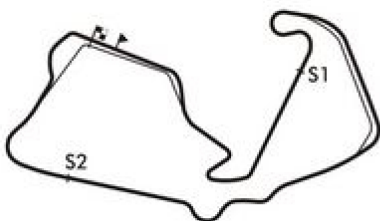
**Track Length: 5.857 Km - 3.6394 miles**

# Silverstone Classic - 29 - 31 Jul 2016

## Can-Am 50 Interserie Challenge

### Race 7 - Best Sector Speeds

	NO	SECTOR 1	MPH	NO	SECTOR 2	MPH	NO	SECTOR 3	MPH
1	8	Andrew Newall	163.7	6	John Grant	174.8	6	John Grant	117.9
2	6	John Grant	161.3	31	Frank Bradley	171.6	8	Andrew Newall	117.1
3	167	Michele Liguori	159.4	8	Andrew Newall	169.0	67	Rob Hall	114.9
4	67	Rob Hall	155.7	167	Michele Liguori	167.8	38	James Claridge	111.5
5	31	Frank Bradley	153.9	18	Peter Schleifer	165.3	167	Michele Liguori	110.6
6	16	Leo Voyazides	147.8	67	Rob Hall	164.5	85	Tony Sinclair	110.2
7	3	Marc Devis	146.5	3	Marc Devis	160.9	31	Frank Bradley	108.4
8	66	Mike Donovan	146.5	16	Leo Voyazides	159.8	60	John Burton	107.2
9	95	Gary Culver	144.0	66	Mike Donovan	154.6	3	Marc Devis	106.4
10	60	John Burton	141.9	95	Gary Culver	153.9	14	John Spiers	106.2
11	85	Tony Sinclair	141.0	60	John Burton	148.8	18	Peter Schleifer	105.5
12	24	Vic Nutter	139.2	14	John Spiers	145.9	66	Mike Donovan	105.5
13	88	Kevin Cooke	138.7	21	Robert Parker	145.3	11	Harm Lagaaij	104.2
14	38	James Claridge	137.5	24	Vic Nutter	144.9	54	Jonathan Loader	104.2
15	14	John Spiers	137.2	54	Jonathan Loader	144.9	88	Kevin Cooke	103.9
16	21	Robert Parker	136.7	38	James Claridge	143.1	16	Leo Voyazides	103.6
17	18	Peter Schleifer	136.4	85	Tony Sinclair	143.1	21	Robert Parker	102.6
18	54	Jonathan Loader	134.5	88	Kevin Cooke	143.1	24	Vic Nutter	100.5
19	44	Anthony Taylor	127.3	83	Anthony Galliers-Pratt	142.8	95	Gary Culver	100.3
20	79	Gary Wright	126.9	11	Harm Lagaaij	141.9	111	Rick Carlino	96.4
21	11	Harm Lagaaij	125.2	79	Gary Wright	139.2	44	Anthony Taylor	94.0
22	111	Rick Carlino	124.0	22	Matt Manderson	135.3	83	Anthony Galliers-Pratt	93.9
23	2	Harry Read	122.9	111	Rick Carlino	134.8	22	Matt Manderson	91.9
24	22	Matt Manderson	122.9	78	Charlie Birkett	131.6	79	Gary Wright	90.0
25	78	Charlie Birkett	122.7	44	Anthony Taylor	130.6	78	Charlie Birkett	88.3
26	83	Anthony Galliers-Pratt	122.0	2	Harry Read	130.1	2	Harry Read	84.4
27	138	Adam Simmonds	120.5	138	Adam Simmonds	116.9	138	Adam Simmonds	82.8



**Session Start: 16:10:32 - Finish: 16:30:33**  
**Weather/Track Conditions: Cloud / Dry**  
**Circuit: Silverstone Historic Grand Prix**  
**Track Length: 5.857 Km - 3.6394 miles**

# Silverstone Classic - 29 - 31 Jul 2016

## Can-Am 50 Interserie Challenge

### Race 7 - Lap Chart

Lap 1			Lap 2			Lap 3			Lap 4			Lap 5			Lap 6		
NO	Behind	Laptime	NO	Behind	Laptime	NO	Behind	Laptime	NO	Behind	Laptime	NO	Behind	Laptime	NO	Behind	Laptime
8		1:59.322	8		1:59.988	8		1:59.695	8		2:00.864	8		2:01.655	8		1:59.374
67	0.937	2:00.259	67	0.334	1:59.385	67	0.373	1:59.734	67	0.396	2:00.887	67	0.337	2:01.596	67	0.291	1:59.328
6	4.223	2:03.545	6	4.979	2:00.744	6	6.567	2:01.283	6	8.755	2:03.052	111	1 LAP	2:33.589	6	17.793	2:03.850
167	5.618	2:04.940	167	8.831	2:03.201	167	13.774	2:04.638	167	17.913	2:05.003	22	1 LAP	2:33.361	24	1 LAP	2:21.026
85	7.132	2:06.454	85	10.201	2:03.057	85	15.029	2:04.523	85	20.609	2:06.444	24	1 LAP	3:21.610	167	31.503	2:06.677
60	10.025	2:09.347	60	15.638	2:05.601	60	21.266	2:05.323	2	1 LAP	2:47.081	6	13.317	2:06.217	85	35.399	2:07.244
38	10.412	2:09.734	38	16.156	2:05.732	38	21.698	2:05.237	60	25.579	2:05.177	83	1 LAP	2:34.550	60	39.430	2:07.359
31	13.916	2:13.238	66	22.890	2:08.662	66	31.075	2:07.880	38	26.459	2:05.625	167	24.200	2:07.942	111	1 LAP	2:32.996
66	14.216	2:13.538	31	24.440	2:10.512	31	33.123	2:08.378	138	1 LAP	2:51.438	85	27.529	2:08.575	38	41.085	2:08.401
14	14.580	2:13.902	14	24.836	2:10.244	3	34.771	2:08.606	66	38.575	2:08.364	44	1 LAP	2:35.479	83	1 LAP	2:33.889
3	16.248	2:15.570	3	25.860	2:09.600	14	35.679	2:10.538	31	39.858	2:07.599	78	1 LAP	2:36.063	31	57.797	2:09.534
16	18.134	2:17.456	16	29.244	2:11.098	16	41.814	2:12.265	3	41.253	2:07.346	60	31.445	2:07.521	66	58.094	2:11.406
21	21.153	2:20.475	21	34.490	2:13.325	18	47.509	2:10.428	14	43.828	2:09.013	38	32.058	2:07.254	3	1:00.414	2:11.187
54	21.769	2:21.091	24	34.798	2:12.628	21	48.393	2:13.598	16	52.392	2:11.442	79	1 LAP	2:37.638	44	1 LAP	2:35.234
24	22.158	2:21.480	54	36.077	2:14.296	24	49.139	2:14.036	18	56.182	2:09.537	66	46.062	2:09.142	14	1:04.668	2:11.306
95	22.601	2:21.923	18	36.776	2:13.032	54	51.187	2:14.805	21	1:00.522	2:12.993	31	47.637	2:09.434	22	1 LAP	2:58.345
18	23.732	2:23.054	95	37.362	2:14.749	95	52.133	2:14.466	54	1:05.218	2:14.895	3	48.601	2:09.003	78	1 LAP	2:36.732
88	24.181	2:23.503	88	39.143	2:14.950	88	53.292	2:13.844	95	1:06.089	2:14.820	14	52.736	2:10.563	79	1 LAP	2:35.541
11	27.736	2:27.058	11	48.409	2:20.661	11	1:12.489	2:23.775	88	1:06.670	2:14.242	16	1:04.573	2:13.836	16	1:17.918	2:12.719
111	35.899	2:35.221	111	1:05.955	2:30.044	111	1:35.725	2:29.465	11	1:34.511	2:22.886	18	1:05.216	2:10.689	88	1:35.888	2:15.801
22	36.870	2:36.192	22	1:07.112	2:30.230	22	1:37.144	2:29.727				2	1 LAP	2:48.301	21	1:36.265	2:21.884
83	39.998	2:39.320	83	1:12.216	2:32.206	83	1:46.002	2:33.481				21	1:13.755	2:14.888	54	1:36.764	2:16.996
78	42.801	2:42.123	44	1:19.488	2:34.459	44	1:55.678	2:35.885				54	1:19.142	2:15.579	95	1:37.667	2:15.374
44	45.017	2:44.339	78	1:20.290	2:37.477	78	1:56.317	2:35.722				88	1:19.461	2:14.446	18	1:50.042	2:44.200
79	45.855	2:45.177	79	1:20.963	2:35.096	79	1:57.402	2:36.134				95	1:21.667	2:17.233			
2	53.618	2:52.940	2	1:37.296	2:43.666							138	1 LAP	2:54.483			
138	57.500	2:56.822	138	1:46.977	2:49.465							11	1:55.395	2:22.539			

Session Start: 16:10:32 - Finish: 16:30:33

Weather/Track Conditions: Cloud / Dry

Circuit: Silverstone Historic Grand Prix

Track Length: 5.857 Km - 3.6394 miles

# Silverstone Classic - 29 - 31 Jul 2016

## Can-Am 50 Interserie Challenge

### Race 7 - Lap Chart

Lap 7			Lap 8			Lap 9			Lap 10		
NO	Behind	Laptime	NO	Behind	Laptime	NO	Behind	Laptime	NO	Behind	Laptime
8		1:59.990	67		1:59.201	67		2:01.283	67		2:00.819
67	0.231	1:59.930	8	1.044	2:00.476	8	3.043	2:03.282	8	1.758	1:59.534
2	2 LAPS	2:49.173	6	25.309	2:03.845	21	1 LAP	2:14.405	138	3 LAPS	2:50.662
11	1 LAP	2:22.747	11	1 LAP	2:21.426	88	1 LAP	2:16.568	14	1 LAP	2:51.272
6	20.896	2:03.093	167	45.907	2:07.573	54	1 LAP	2:16.089	21	1 LAP	2:13.172
138	2 LAPS	2:51.674	85	48.921	2:07.200	95	1 LAP	2:16.369	111	2 LAPS	2:34.335
167	37.766	2:06.253	2	2 LAPS	2:48.609	44	2 LAPS	2:33.646	54	1 LAP	2:15.811
85	41.153	2:05.744	60	53.583	2:07.218	78	2 LAPS	2:36.205	88	1 LAP	2:17.184
60	45.797	2:06.357	38	55.029	2:07.220	79	2 LAPS	2:43.537	95	1 LAP	2:16.860
38	47.241	2:06.146	138	2 LAPS	2:49.781	6	27.448	2:03.422	83	2 LAPS	2:33.946
24	1 LAP	2:21.987	31	1:20.035	2:10.445	167	51.604	2:06.980	6	31.944	2:05.315
31	1:09.022	2:11.215	66	1:20.361	2:10.245	85	53.992	2:06.354	44	2 LAPS	2:33.359
66	1:09.548	2:11.444	3	1:20.676	2:09.401	60	58.982	2:06.682	78	2 LAPS	2:35.616
3	1:10.707	2:10.283	14	1:26.555	2:09.807	11	1 LAP	2:21.373	79	2 LAPS	2:32.277
111	1 LAP	2:35.164	16	1:45.369	2:13.466	38	1:01.049	2:07.303	167	58.624	2:07.839
14	1:16.180	2:11.502	111	1 LAP	2:33.315	31	1:29.068	2:10.316	85	59.233	2:06.060
83	1 LAP	2:31.223	83	1 LAP	2:31.129	3	1:29.417	2:10.024	60	1:04.236	2:06.073
16	1:31.335	2:13.407				66	1:29.705	2:10.627	38	1:06.872	2:06.642
44	1 LAP	2:33.488				2	2 LAPS	2:45.175	11	1 LAP	2:21.356
78	1 LAP	2:31.960				16	1:57.456	2:13.370	31	1:38.537	2:10.288
79	1 LAP	2:32.877							3	1:38.918	2:10.320
21	1:50.860	2:14.585							66	1:39.183	2:10.297
88	1:52.971	2:17.073							16	2:09.194	2:12.557
54	1:53.905	2:17.131							2	2 LAPS	2:43.373
95	1:54.586	2:16.909									

**Session Start: 16:10:32 - Finish: 16:30:33**  
**Weather/Track Conditions: Cloud / Dry**  
**Circuit: Silverstone Historic Grand Prix**  
**Track Length: 5.857 Km - 3.6394 miles**





**Silverstone Classic - 29 - 31 Jul 2016**

**Can-Am 50 InterSerie Challenge  
Race 20 - Starting Grid**

Sheet No:

Start Time : 17:40 - Heat Duration : 20 Minutes

13	25	<b>22</b> Matt Manderson	
12	23	<b>135</b> Adam Simmonds	24 <b>24</b> Vic Nutter
11	21	<b>79</b> Gary Wright	22 <b>2</b> Harry Read
10	19	<b>44</b> Anthony Taylor	20 <b>78</b> Charlie Birkett
9	17	<b>111</b> Rick Carlino	18 <b>83</b> Anthony Galliers-Pratt
8	15	<b>95</b> Gary Culver	16 <b>11</b> Harm Lagaaj
7	13	<b>54</b> Jonathan Loader	14 <b>88</b> Kevin Cooke
6	11	<b>16</b> Leo Voyazides	12 <b>21</b> Robert Parker
5	9	<b>3</b> Marc Devis	10 <b>66</b> Mike Donovan
4	7	<b>38</b> James Claridge	8 <b>31</b> Frank Bradley
3	5	<b>85</b> Tony Sinclair	6 <b>60</b> John Burton
2	3	<b>6</b> John Grant	4 <b>167</b> Michele Liguori
1	1	<b>67</b> Rob Hall	2 <b>8</b> Andrew Newall

Pole Right



Cars 14 & 18 withdrawn

Circuit: Silverstone Historic Grand Prix  
Track Length: 5.857 Km - 3.6394 miles

These results are provisional until the conclusion of any judicial and technical matters.

Clerk of the Course:

Bernard Cottrell

Timekeeper:

Issued at:





## Silverstone Classic - 29 - 31 Jul 2016

### FIA Masters Historic Sports Cars Race 9 - Provisional Classification

Sheet No:

POS	NO	DRIVER/S	CLASS	CLASS POS	CAR MAKE / MODEL	TIME	LAPS	GAP	DIFF	MPH	BEST	ON
1	51	Willis-Hall	MAR	1	Matra MS650	50:40.610	23	-- 23 laps		99.10	2:06.026	14
2	14	Oliver Bryant	ROD	1	Lola T70 Mk3B	51:09.146	23	28.536	28.536	98.18	2:07.738	9
3	99	Ward-Gibson	ROD	2	Lola T70 Mk3B	51:33.187	23	52.577	24.041	97.42	2:06.319	5
4	9	Padmore-Smith-Hilliard	MAR	2	Chevron B19	51:48.664	23	1:08.054	15.477	96.93	2:05.947	5
5	52	Robert Oldershaw	MAR	3	Lola T212	51:48.898	23	1:08.288	0.234	96.93	2:09.869	14
6	25	Michael Gans	MAR	4	Lola T290	51:55.493	23	1:14.883	6.595	96.72	2:08.331	12
7	6	Voyazides-Hadfield	ROD	3	Lola T70 Mk3B	52:17.326	23	1:36.716	21.833	96.05	2:08.408	19
8	15	Piercy-Stretton	MAR	5	Lola T210	52:29.977	23	1:49.367	12.651	95.66	2:09.567	16
9	210	David Tomlin	MAR	6	Lola T210	52:39.308	23	1:58.698	9.331	95.38	2:11.545	9
10	3	Jason Wright	ROD	4	Lola T70 Mk3B	52:45.364	23	2:04.754	6.056	95.19	2:11.399	10
11	81	Chris Beighton	ROD	5	Lola T70 Mk3B	50:54.039	22	-- 22 laps	24.128	94.37	2:11.717	20
12	95	Gary Culver	INV	1	Lola T70 Mk3	50:55.170	22	1.131	1.131	94.34	2:12.208	20
13	58	Shaun Lynn	ROD	6	Lola T70 Mk3B	51:31.162	22	37.123	35.992	93.24	2:13.517	7
14	63	Kennard-Devis	ROD	7	Lola T70 Mk3B	51:36.074	22	42.035	4.912	93.09	2:09.423	5
15	115	Ewan McIntyre	INV	2	McLaren M1C	51:43.679	22	49.640	7.605	92.86	2:14.735	21
16	54	Jonathan Loader	MAR	7	Chevron B19	51:58.506	22	1:04.467	14.827	92.42	2:13.315	5
17	50	Littlejohn-Kjallgren	BON	1	Daren Mk2	53:03.016	22	2:08.977	1:04.510	90.55	2:13.015	8
18	65	Stretton-Ferrao	INV	3	Lola T292	49:28.943	21	-- 21 laps		92.67	2:08.347	5
19	46	Mike Whitaker	HUL	1	Lola T70 Mk2 Spyder	50:50.159	21	1:21.216	1:21.216	90.20	2:14.545	4
20	59	Beebee-Boulton Brooks	BON	2	Chevron B8	51:05.062	21	1:36.119	14.903	89.76	2:18.983	4
21	29	Ahlers-Bellinger	HUL	2	Cooper Monaco King	51:29.493	21	2:00.550	24.431	89.05	2:20.471	12
22	7	Mahmoud G-Mahmoud T	INV	4	Lola T70 Mk3	52:08.199	21	2:39.256	38.706	87.95	2:19.954	4
23	19	Owen A-Owen M	BON	3	Chevron B8	52:32.661	21	3:03.718	24.462	87.27	2:20.425	18
24	90	Gregory Thornton	BON	4	Chevron B8	52:37.286	21	3:08.343	4.625	87.14	2:21.095	3
25	86	David Forsbrey	HUL	3	Ford GT40	52:54.132	21	3:25.189	16.846	86.68	2:24.367	20
26	144	Hanson-Pochciol	PES	1	De Tomaso Pantera	52:57.605	21	3:28.662	3.473	86.58	2:21.663	7
27	72	Jamie Boot	SIF	1	Chevron B16	50:46.372	20	-- 20 laps	19.887	86.01	2:25.506	2
28	73	Keith Martin	MAR	8	Dulon Dino LD10B	52:26.703	20	1:40.331	1:40.331	83.27	2:26.964	3
29	13	Wilson-Greensall	BON	5	Chevron B8	52:32.851	20	1:46.479	6.148	83.11	2:14.241	17
30	83	Galliers-Pratt-Blakeney-Edwards	HUL	4	Lola T70 Spyder Mk2	52:51.910	20	2:05.538	19.059	82.61	2:23.663	17
31	60	Kennet Persson	HUL	5	Ford GT40	50:45.684	19	-- 19 laps	17.469	81.73	2:31.190	18
32	30	White-Monk	PES	2	Porsche 911 RSR	50:47.648	19	1.964	1.964	81.68	2:29.563	2
33	20	Rainer Becker	BON	6	Porsche 910	51:06.334	19	20.650	18.686	81.18	2:31.379	11
34	23	Pearson-Smith	ROD	8	Lola T70 Mk3B	38:27.962	17	-- 17 laps		96.50	2:07.942	9
35	44	Hall-Garofall	MAR	9	Lola T212	38:42.031	17	14.069	14.069	95.91	2:09.128	16
----- NOT CLASSIFIED -----												
DNC	26	Rittweger-Hancock	PES		Ferrari 365 GTB/4	43:24.447	16	-- 16 laps	6:59.529	80.49	2:34.112	2
DNC	191	Smith-Hoad	HUL		McLaren M1B	37:54.000	15	-- 15 laps		86.42	2:12.892	11
DNC	163	Furness-Ward	MAR		Lola T212	32:29.001	12	-- 12 laps	1:29.216	80.67	2:26.075	11

Session Start: 17:41:37 - Finish: 18:32:16

Weather/Track Conditions: Bright / Dry

Circuit: Silverstone Historic Grand Prix

Track Length: 5.857 Km - 3.6394 miles

These results are provisional until the conclusion of any judicial and technical matters.

Clerk of the Course:

Bernard Cottrell

Timekeeper:

Issued at:



## Silverstone Classic - 29 - 31 Jul 2016

### FIA Masters Historic Sports Cars Race 9 - Provisional Classification

Sheet No:

DNC 12	Peter Hallford	PES	Chevrolet Corvette	21:49.777	9	-- 9 laps --	90.02	2:22.651	4	
DNC 47	Pink-Mansell	MAR	Lola T210	18:46.742	8	-- 8 laps --	93.02	2:19.676	8	
DNC 148	Wakeman-Hunt	INV	Chevron B8	14:40.854	6	-- 6 laps --	34.169	89.24	2:23.754	4
DNC 76	Wrigley Ma-Wrigley Mi	MAR	Chevron B19	16:22.649	4	-- 4 laps --	6:32.128	53.33	2:40.454	1
DNC 48	Gibson-Littlejohn	ROD	Lola T70 Mk3B	4:44.058	2	-- 2 laps --	92.24	2:17.556	1	
DNC 40	O'Connell-Watson	BON	Chevron B8	3:19.157	1	-- 1 laps --	1:01.601	65.78		
DNC 119	Luke Davenport	HUL	Lotus 19 Monte Carlo							

----- FASTEST LAP SUMMARY -----

NO	DRIVER/S	CLASS	CAR MAKE / MODEL	FASTEST LAP	ON	MPH
9	Padmore-Smith-Hilliard	MAR	Chevron B19	2:05.947	5	104.03
99	Ward-Gibson	ROD	Lola T70 Mk3B	2:06.319	5	103.72
65	Stretton-Ferrao	INV	Lola T292	2:08.347	5	102.08
191	Smith-Hoad	HUL	McLaren M1B	2:12.892	11	98.59
50	Littlejohn-Kjallgren	BON	Daren Mk2	2:13.015	8	98.50
144	Hanson-Pochciol	PES	De Tomaso Pantera	2:21.663	7	92.49
72	Jamie Boot	SIF	Chevron B16	2:25.506	2	90.04

**Session Start: 17:41:37 - Finish: 18:32:16**

**Weather/Track Conditions: Bright / Dry**

**Circuit: Silverstone Historic Grand Prix**

**Track Length: 5.857 Km - 3.6394 miles**

These results are provisional until the conclusion of any judicial and technical matters.

Clerk of the Course:

Bernard Cottrell

Timekeeper:

Issued at:



## Silverstone Classic - 29 - 31 Jul 2016

### FIA Masters Historic Sports Cars Race 9 - Final Classification

Sheet No:

POS	NO	DRIVER/S	CLASS	CLASS POS	CAR MAKE / MODEL	TIME	LAPS	GAP	DIFF	MPH	BEST	ON
1	51	Willis-Hall	MAR	1	Matra MS650	50:40.610	23	-- 23 laps		99.10	2:06.026	14
2	14	Oliver Bryant	ROD	1	Lola T70 Mk3B	51:09.146	23	28.536	28.536	98.18	2:07.738	9
3	99	Ward-Gibson	ROD	2	Lola T70 Mk3B	51:33.187	23	52.577	24.041	97.42	2:06.319	5
4	9	Padmore-Smith-Hilliard	MAR	2	Chevron B19	51:48.664	23	1:08.054	15.477	96.93	2:05.947	5
5	52	Robert Oldershaw	MAR	3	Lola T212	51:48.898	23	1:08.288	0.234	96.93	2:09.869	14
6	25	Michael Gans	MAR	4	Lola T290	51:55.493	23	1:14.883	6.595	96.72	2:08.331	12
7	6	Voyazides-Hadfield	ROD	3	Lola T70 Mk3B	52:17.326	23	1:36.716	21.833	96.05	2:08.408	19
8	15	Piercy-Stretton	MAR	5	Lola T210	52:29.977	23	1:49.367	12.651	95.66	2:09.567	16
9	210	David Tomlin	MAR	6	Lola T210	52:39.308	23	1:58.698	9.331	95.38	2:11.545	9
10	3	Jason Wright	ROD	4	Lola T70 Mk3B	52:45.364	23	2:04.754	6.056	95.19	2:11.399	10
11	81	Chris Beighton	ROD	5	Lola T70 Mk3B	50:54.039	22	-- 22 laps	24.128	94.37	2:11.717	20
12	95	Gary Culver	INV	1	Lola T70 Mk3	50:55.170	22	1.131	1.131	94.34	2:12.208	20
13	58	Shaun Lynn	ROD	6	Lola T70 Mk3B	51:31.162	22	37.123	35.992	93.24	2:13.517	7
14	63	Kennard-Devis	ROD	7	Lola T70 Mk3B	51:36.074	22	42.035	4.912	93.09	2:09.423	5
15	115	Ewan McIntyre	INV	2	McLaren M1C	51:43.679	22	49.640	7.605	92.86	2:14.735	21
16	54	Jonathan Loader	MAR	7	Chevron B19	51:58.506	22	1:04.467	14.827	92.42	2:13.315	5
17	50	Littlejohn-Kjallgren	BON	1	Daren Mk2	53:03.016	22	2:08.977	1:04.510	90.55	2:13.015	8
18	65	Stretton-Ferrao	INV	3	Lola T292	49:28.943	21	-- 21 laps		92.67	2:08.347	5
19	46	Mike Whitaker	HUL	1	Lola T70 Mk2 Spyder	50:50.159	21	1:21.216	1:21.216	90.20	2:14.545	4
20	59	Beebee-Boulton Brooks	BON	2	Chevron B8	51:05.062	21	1:36.119	14.903	89.76	2:18.983	4
21	29	Ahlers-Bellinger	HUL	2	Cooper Monaco King	51:29.493	21	2:00.550	24.431	89.05	2:20.471	12
22	7	Mahmoud G-Mahmoud T	INV	4	Lola T70 Mk3	52:08.199	21	2:39.256	38.706	87.95	2:19.954	4
23	19	Owen A-Owen M	BON	3	Chevron B8	52:32.661	21	3:03.718	24.462	87.27	2:20.425	18
24	90	Gregory Thornton	BON	4	Chevron B8	52:37.286	21	3:08.343	4.625	87.14	2:21.095	3
25	86	David Forsbrey	HUL	3	Ford GT40	52:54.132	21	3:25.189	16.846	86.68	2:24.367	20
26	144	Hanson-Pochciol	PES	1	De Tomaso Pantera	52:57.605	21	3:28.662	3.473	86.58	2:21.663	7
27	72	Jamie Boot	SIF	1	Chevron B16	50:46.372	20	-- 20 laps	19.887	86.01	2:25.506	2
28	73	Keith Martin	MAR	8	Dulon Dino LD10B	52:26.703	20	1:40.331	1:40.331	83.27	2:26.964	3
29	13	Wilson-Greensall	BON	5	Chevron B8	52:32.851	20	1:46.479	6.148	83.11	2:14.241	17
30	83	Galliers-Pratt-Blakeney-Edwards	HUL	4	Lola T70 Spyder Mk2	52:51.910	20	2:05.538	19.059	82.61	2:23.663	17
31	60	Kennet Persson	HUL	5	Ford GT40	50:45.684	19	-- 19 laps	17.469	81.73	2:31.190	18
32	30	White-Monk	PES	2	Porsche 911 RSR	50:47.648	19	1.964	1.964	81.68	2:29.563	2
33	20	Rainer Becker	BON	6	Porsche 910	51:06.334	19	20.650	18.686	81.18	2:31.379	11
34	23	Pearson-Smith	ROD	8	Lola T70 Mk3B	38:27.962	17	-- 17 laps		96.50	2:07.942	9
35	44	Hall-Garofall	MAR	9	Lola T212	38:42.031	17	14.069	14.069	95.91	2:09.128	16
----- NOT CLASSIFIED -----												
DNC	26	Rittweger-Hancock	PES		Ferrari 365 GTB/4	43:24.447	16	-- 16 laps	6:59.529	80.49	2:34.112	2
DNC	191	Smith-Hoad	HUL		McLaren M1B	37:54.000	15	-- 15 laps		86.42	2:12.892	11
DNC	163	Furness-Ward	MAR		Lola T212	32:29.001	12	-- 12 laps	1:29.216	80.67	2:26.075	11

Session Start: 17:41:37 - Finish: 18:32:16  
 Weather/Track Conditions: Bright / Dry  
 Circuit: Silverstone Historic Grand Prix  
 Track Length: 5.857 Km - 3.6394 miles

Steward: John Naylor	Steward: Jan Mienkinsky	Steward: Rod Parkin
----------------------	-------------------------	---------------------



## Silverstone Classic - 29 - 31 Jul 2016

### FIA Masters Historic Sports Cars

#### Race 9 - Final Classification

Sheet No:

DNC 12	Peter Hallford	PES	Chevrolet Corvette	21:49.777	9	-- 9 laps --	90.02	2:22.651	4	
DNC 47	Pink-Mansell	MAR	Lola T210	18:46.742	8	-- 8 laps --	93.02	2:19.676	8	
DNC 148	Wakeman-Hunt	INV	Chevron B8	14:40.854	6	-- 6 laps --	34.169	89.24	2:23.754	4
DNC 76	Wrigley Ma-Wrigley Mi	MAR	Chevron B19	16:22.649	4	-- 4 laps --	6:32.128	53.33	2:40.454	1
DNC 48	Gibson-Littlejohn	ROD	Lola T70 Mk3B	4:44.058	2	-- 2 laps --	92.24	2:17.556	1	
DNC 40	O'Connell-Watson	BON	Chevron B8	3:19.157	1	-- 1 laps --	1:01.601	65.78		
DNC 119	Luke Davenport	HUL	Lotus 19 Monte Carlo							

#### FASTEST LAP SUMMARY

NO	DRIVER/S	CLASS	CAR MAKE / MODEL	FASTEST LAP	ON	MPH
9	Padmore-Smith-Hilliard	MAR	Chevron B19	2:05.947	5	104.03
99	Ward-Gibson	ROD	Lola T70 Mk3B	2:06.319	5	103.72
65	Stretton-Ferrao	INV	Lola T292	2:08.347	5	102.08
191	Smith-Hoad	HUL	McLaren M1B	2:12.892	11	98.59
50	Littlejohn-Kjallgren	BON	Daren Mk2	2:13.015	8	98.50
144	Hanson-Pochciol	PES	De Tomaso Pantera	2:21.663	7	92.49
72	Jamie Boot	SIF	Chevron B16	2:25.506	2	90.04

Session Start: 17:41:37 - Finish: 18:32:16

Weather/Track Conditions: Bright / Dry

Circuit: Silverstone Historic Grand Prix

Track Length: 5.857 Km - 3.6394 miles

Steward: John Naylor	Steward: Jan Mienkinsky	Steward: Rod Parkin
----------------------	-------------------------	---------------------





















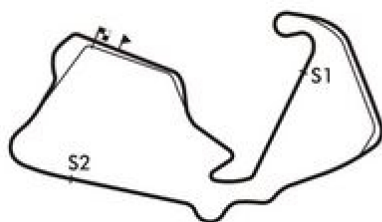


# Silverstone Classic - 29 - 31 Jul 2016

## FIA Masters Historic Sports Cars

### Race 9 - Best Sector Times

POS	NO	DRIVER/S	Sector 1			Sector 2			Sector 3			IDEAL LAP	BEST LAP	On
			TIME	LAP	POS	TIME	LAP	POS	TIME	LAP	POS			
1	51	Willis-Hall	39.358	14	3	1:02.661	4	1	23.759	14	4	2:05.778	<b>2:06.026</b>	<b>14</b>
2	14	Oliver Bryant	39.742	14	5	1:03.595	9	5	24.190	13	11	2:07.527	<b>2:07.738</b>	<b>9</b>
3	99	Ward-Gibson	39.214	5	1	1:03.007	5	2	24.042	12	6	2:06.263	<b>2:06.319</b>	<b>5</b>
4	9	Padmore-Smith-Hilliard	39.272	9	2	1:03.145	5	3	23.332	5	1	2:05.749	<b>2:05.947</b>	<b>5</b>
5	52	Robert Oldershaw	40.227	14	12	1:05.095	13	12	24.134	3	8	2:09.456	<b>2:09.869</b>	<b>14</b>
6	25	Michael Gans	40.094	12	10	1:04.409	17	9	23.680	5	3	2:08.183	<b>2:08.331</b>	<b>12</b>
7	6	Voyazides-Hadfield	39.521	16	4	1:04.112	16	7	24.149	19	9	2:07.782	<b>2:08.408</b>	<b>19</b>
8	15	Piercy-Stretton	40.169	23	11	1:04.202	19	8	23.916	16	5	2:08.287	<b>2:09.567</b>	<b>16</b>
9	210	David Tomlin	41.281	10	17	1:05.837	9	16	24.107	20	7	2:11.225	<b>2:11.545</b>	<b>9</b>
10	3	Jason Wright	40.485	9	13	1:05.235	10	14	25.077	22	19	2:10.797	<b>2:11.399</b>	<b>10</b>
11	81	Chris Beighton	41.020	7	15	1:05.180	12	13	24.827	19	16	2:11.027	<b>2:11.717</b>	<b>20</b>
12	95	Gary Culver	40.578	15	14	1:05.508	14	15	24.894	8	17	2:10.980	<b>2:12.208</b>	<b>20</b>
13	58	Shaun Lynn	41.384	5	18	1:06.226	7	19	25.571	3	23	2:13.181	<b>2:13.517</b>	<b>7</b>
14	63	Kennard-Devis	40.057	6	9	1:04.457	5	10	24.669	12	14	2:09.183	<b>2:09.423</b>	<b>5</b>
15	115	Ewan McIntyre	42.242	4	23	1:06.352	12	22	25.341	2	21	2:13.935	<b>2:14.735</b>	<b>21</b>
16	54	Jonathan Loader	41.601	9	20	1:06.178	5	18	24.824	21	15	2:12.603	<b>2:13.315</b>	<b>5</b>
17	50	Littlejohn-Kjallgren	41.225	9	16	1:06.055	11	17	24.496	10	13	2:11.776	<b>2:13.015</b>	<b>8</b>
18	65	Stretton-Ferrao	40.011	5	8	1:03.832	8	6	23.346	5	2	2:07.189	<b>2:08.347</b>	<b>5</b>
19	46	Mike Whitaker	42.128	4	22	1:06.853	4	23	25.448	5	22	2:14.429	<b>2:14.545</b>	<b>4</b>
20	59	Beebee-Boultee Brooks	43.147	20	25	1:09.273	4	26	25.575	4	24	2:17.995	<b>2:18.983</b>	<b>4</b>
21	29	Ahlers-Bellinger	43.885	12	29	1:09.924	17	30	26.477	12	28	2:20.286	<b>2:20.471</b>	<b>12</b>
22	7	Mahmoud G-Mahmoud T	43.124	4	24	1:08.966	7	25	27.117	4	35	2:19.207	<b>2:19.954</b>	<b>4</b>
23	19	Owen A-Owen M	43.732	21	27	1:09.760	20	29	26.268	19	27	2:19.760	<b>2:20.425</b>	<b>18</b>
24	90	Gregory Thornton	45.165	3	34	1:09.274	3	27	25.991	20	26	2:20.430	<b>2:21.095</b>	<b>3</b>
25	86	David Forsbrey	44.836	20	33	1:11.428	5	35	27.463	7	37	2:23.727	<b>2:24.367</b>	<b>20</b>
26	144	Hanson-Pochciol	44.049	8	30	1:10.107	7	31	26.652	7	29	2:20.808	<b>2:21.663</b>	<b>7</b>
27	72	Jamie Boot	45.445	2	36	1:12.507	7	37	27.061	2	33	2:25.013	<b>2:25.506</b>	<b>2</b>
28	73	Keith Martin	46.452	3	38	1:12.569	3	38	27.584	18	38	2:26.605	<b>2:26.964</b>	<b>3</b>
29	13	Wilson-Greensall	41.906	17	21	1:07.161	17	24	25.011	16	18	2:14.078	<b>2:14.241</b>	<b>17</b>
30	83	Galliers-Pratt-Blakeney-Edwards	44.330	19	32	1:10.933	20	33	27.092	20	34	2:22.355	<b>2:23.663</b>	<b>17</b>
31	60	Kennet Persson	46.962	17	41	1:14.818	18	40	28.840	19	42	2:30.620	<b>2:31.190</b>	<b>18</b>
32	30	White-Monk	46.536	6	40	1:14.462	10	39	27.839	2	39	2:28.837	<b>2:29.563</b>	<b>2</b>
33	20	Rainer Becker	46.534	12	39	1:14.839	10	41	28.466	11	41	2:29.839	<b>2:31.379</b>	<b>11</b>
34	23	Pearson-Smith	39.821	10	6	1:03.486	15	4	24.228	9	12	2:07.535	<b>2:07.942</b>	<b>9</b>
35	44	Hall-Garofall	39.933	13	7	1:04.488	13	11	24.166	12	10	2:08.587	<b>2:09.128</b>	<b>16</b>
36	26	Rittweger-Hancock	47.693	14	43	1:15.592	9	42	29.066	16	43	2:32.351	<b>2:34.112</b>	<b>2</b>
37	191	Smith-Hoad	41.405	11	19	1:06.231	11	20	25.245	12	20	2:12.881	<b>2:12.892</b>	<b>11</b>
38	163	Furness-Ward	45.691	12	37	1:11.125	10	34	27.305	10	36	2:24.121	<b>2:26.075</b>	<b>11</b>
39	12	Peter Hallford	44.323	4	31	1:10.245	5	32	27.044	2	32	2:21.612	<b>2:22.651</b>	<b>4</b>
40	47	Pink-Mansell	43.352	8	26	1:09.330	2	28	26.718	3	30	2:19.400	<b>2:19.676</b>	<b>8</b>
41	148	Wakeman-Hunt	45.235	3	35	1:11.484	5	36	26.781	4	31	2:23.500	<b>2:23.754</b>	<b>4</b>
42	76	Wrigley Ma-Wrigley M	46.988	4	42	1:15.668	4	43	28.201	3	40	2:30.857	<b>2:40.454</b>	<b>1</b>
43	48	Gibson-Littlejohn	43.842	2	28	1:06.352	1	21	25.755	1	25	2:15.949	<b>2:17.556</b>	<b>1</b>
44	40	O'Connell-Watson	1:24.990	1	44	1:27.935	1	44	35.505	0	45	3:28.430		



**Session Start: 17:41:37 - Finish: 18:32:16**  
**Weather/Track Conditions: Bright / Dry**  
**Circuit: Silverstone Historic Grand Prix**  
**Track Length: 5.857 Km - 3.6394 miles**

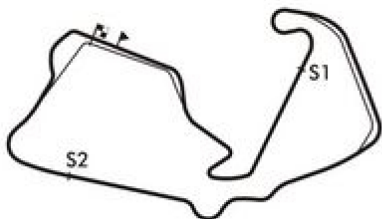


# Silverstone Classic - 29 - 31 Jul 2016

## FIA Masters Historic Sports Cars

### Race 9 - Best Sector Times

POS	NO	DRIVER/S	Sector 1			Sector 2			Sector 3			IDEAL LAP	BEST LAP	On
			TIME	LAP	POS	TIME	LAP	POS	TIME	LAP	POS			
45	119	Luke Davenport												



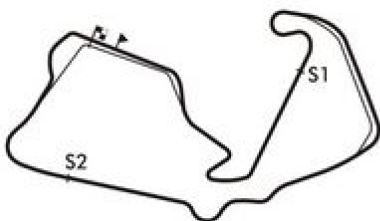
Session Start: 17:41:37 - Finish: 18:32:16  
Weather/Track Conditions: Bright / Dry  
Circuit: Silverstone Historic Grand Prix  
Track Length: 5.857 Km - 3.6394 miles

# Silverstone Classic - 29 - 31 Jul 2016

## FIA Masters Historic Sports Cars

### Race 9 - Best Sector Speeds

	NO	SECTOR 1	MPH	NO	SECTOR 2	MPH	NO	SECTOR 3	MPH
1	51	Willis-Hall	152.2	51	Willis-Hall	165.7	3	Jason Wright	0.0
2	14	Oliver Bryant	151.5	46	Mike Whitaker	161.7	6	Voyazides-Hadfield	0.0
3	6	Voyazides-Hadfield	150.1	6	Voyazides-Hadfield	161.3	7	Mahmoud G-Mahmoud T	0.0
4	99	Ward-Gibson	149.8	58	Shaun Lynn	160.2	9	Padmore-Smith-Hilliard	0.0
5	23	Pearson-Smith	148.5	48	Gibson-Littlejohn	159.8	12	Peter Hallford	0.0
6	144	Hanson-Pochciol	147.8	23	Pearson-Smith	158.6	13	Wilson-Greensall	0.0
7	58	Shaun Lynn	147.2	81	Chris Beighton	158.3	14	Oliver Bryant	0.0
8	63	Kennard-Devis	147.2	99	Ward-Gibson	157.9	15	Piercy-Stretton	0.0
9	3	Jason Wright	146.5	191	Smith-Hoad	157.9	19	Owen A-Owen M	0.0
10	115	Ewan McIntyre	145.9	14	Oliver Bryant	157.5	20	Rainer Becker	0.0
11	191	Smith-Hoad	145.9	95	Gary Culver	156.1	23	Pearson-Smith	0.0
12	48	Gibson-Littlejohn	144.6	3	Jason Wright	154.6	25	Michael Gans	0.0
13	81	Chris Beighton	143.1	63	Kennard-Devis	154.6	26	Rittweger-Hancock	0.0
14	95	Gary Culver	143.1	29	Ahlers-Bellinger	154.3	29	Ahlers-Bellinger	0.0
15	44	Hall-Garofall	141.9	115	Ewan McIntyre	153.9	30	White-Monk	0.0
16	9	Padmore-Smith-Hilliard	141.6	12	Peter Hallford	152.5	40	O'Connell-Watson	0.0
17	25	Michael Gans	141.0	7	Mahmoud G-Mahmoud T	151.8	44	Hall-Garofall	0.0
18	15	Piercy-Stretton	140.4	144	Hanson-Pochciol	149.1	46	Mike Whitaker	0.0
19	46	Mike Whitaker	137.2	83	Galliers-Pratt-Blakeney-Edw	148.5	47	Pink-Mansell	0.0
20	52	Robert Oldershaw	136.4	9	Padmore-Smith-Hilliard	147.5	48	Gibson-Littlejohn	0.0
21	12	Peter Hallford	136.1	86	David Forsbrey	146.8	50	Littlejohn-Kjallgren	0.0
22	210	David Tomlin	136.1	44	Hall-Garofall	145.9	51	Willis-Hall	0.0
23	54	Jonathan Loader	135.6	15	Piercy-Stretton	145.6	52	Robert Oldershaw	0.0
24	65	Stretton-Ferrao	135.3	25	Michael Gans	145.3	54	Jonathan Loader	0.0
25	47	Pink-Mansell	135.0	47	Pink-Mansell	144.0	58	Shaun Lynn	0.0
26	50	Littlejohn-Kjallgren	134.2	210	David Tomlin	144.0	59	Beebee-Boulton Brooks	0.0
27	13	Wilson-Greensall	133.4	54	Jonathan Loader	143.7	60	Kennet Persson	0.0
28	29	Ahlers-Bellinger	133.4	65	Stretton-Ferrao	142.8	63	Kennard-Devis	0.0
29	7	Mahmoud G-Mahmoud T	132.4	52	Robert Oldershaw	141.9	65	Stretton-Ferrao	0.0
30	86	David Forsbrey	131.3	50	Littlejohn-Kjallgren	140.7	72	Jamie Boot	0.0
31	163	Furness-Ward	131.1	60	Kennet Persson	140.4	73	Keith Martin	0.0
32	19	Owen A-Owen M	130.8	163	Furness-Ward	139.2	76	Wrigley Ma-Wrigley Mi	0.0
33	59	Beebee-Boulton Brooks	130.1	19	Owen A-Owen M	138.4	81	Chris Beighton	0.0
34	83	Galliers-Pratt-Blakeney-Edw	129.3	59	Beebee-Boulton Brooks	138.4	83	Galliers-Pratt-Blakeney-Edw	0.0
35	26	Rittweger-Hancock	127.1	13	Wilson-Greensall	137.8	86	David Forsbrey	0.0
36	148	Wakeman-Hunt	126.6	26	Rittweger-Hancock	137.5	90	Gregory Thornton	0.0
37	90	Gregory Thornton	125.0	90	Gregory Thornton	135.3	95	Gary Culver	0.0
38	60	Kennet Persson	124.5	148	Wakeman-Hunt	134.8	99	Ward-Gibson	0.0
39	72	Jamie Boot	124.0	72	Jamie Boot	133.2	115	Ewan McIntyre	0.0
40	30	White-Monk	123.6	73	Keith Martin	131.3	119	Luke Davenport	0.0



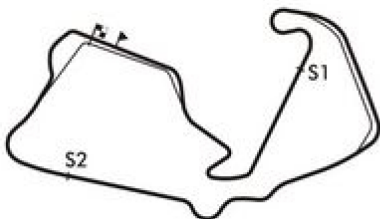
**Session Start: 17:41:37 - Finish: 18:32:16**  
**Weather/Track Conditions: Bright / Dry**  
**Circuit: Silverstone Historic Grand Prix**  
**Track Length: 5.857 Km - 3.6394 miles**

# Silverstone Classic - 29 - 31 Jul 2016

## FIA Masters Historic Sports Cars

### Race 9 - Best Sector Speeds

41	20	Rainer Becker	120.9	20	Rainer Becker	129.8	144	Hanson-Pochciol	0.0
42	76	Wrigley Ma-Wrigley Mi	120.9	30	White-Monk	128.3	148	Wakeman-Hunt	0.0
43	73	Keith Martin	120.7	76	Wrigley Ma-Wrigley Mi	127.8	163	Furness-Ward	0.0
44	119	Luke Davenport	85.6	40	O'Connell-Watson	118.4	191	Smith-Hoad	0.0
45	40	O'Connell-Watson	70.9	119	Luke Davenport	0.0	210	David Tomlin	0.0



**Session Start: 17:41:37 - Finish: 18:32:16**

**Weather/Track Conditions: Bright / Dry**

**Circuit: Silverstone Historic Grand Prix**

**Track Length: 5.857 Km - 3.6394 miles**



# Silverstone Classic - 29 - 31 Jul 2016

## FIA Masters Historic Sports Cars

### Race 9 - Lap Chart

Lap 7			Lap 8			Lap 9			Lap 10			Lap 11			Lap 12		
NO	Behind	Laptime	NO	Behind	Laptime	NO	Behind	Laptime	NO	Behind	Laptime	NO	Behind	Laptime	NO	Behind	Laptime
99		2:07.800	99		2:07.521	99		2:08.908	99		2:08.090	99		2:08.493	99		2:08.103
191	1 LAP	2:24.979	9	2.200	2:07.501	144	1 LAP	2:21.701	9	0.432	2:07.327	9	0.245	2:08.306	9	0.305	2:08.163
9	2.220	2:08.255	51	5.032	2:08.126	9	1.195	2:07.903	<b>51</b>	4.214	2:07.270	60	2 LAPS	2:36.581	44	1 LAP	3:41.147
19	1 LAP	2:27.334	86	1 LAP	2:24.542	29	1 LAP	2:23.587	7	1 LAP	2:22.413	26	2 LAPS	2:35.190	90	2 LAPS	4:06.683
51	4.427	2:07.016	14	14.394	2:08.757	12	1 LAP	2:24.001	13	3 LAPS	2:23.986	59	1 LAP	2:24.507	<b>14</b>	13.696	2:06.002
14	13.158	2:08.696	23	14.983	2:08.997	51	5.034	2:08.910	<b>20</b>	2 LAPS	2:27.943	14	15.797	2:08.408	<b>30</b>	2 LAPS	2:27.839
23	13.507	2:08.527	72	1 LAP	2:27.107	90	1 LAP	2:24.581	144	1 LAP	2:21.969	23	16.796	2:08.891	<b>23</b>	18.185	2:09.492
65	21.736	2:10.537	65	22.763	2:08.548	14	13.224	2:07.738	14	15.882	2:10.748	7	1 LAP	2:21.311	83	2 LAPS	2:34.769
73	1 LAP	2:32.405	191	1 LAP	2:28.460	23	14.017	2:07.942	23	16.398	2:10.471	<b>13</b>	3 LAPS	2:21.723	<b>59</b>	1 LAP	2:20.436
25	30.903	2:11.535	19	1 LAP	2:28.910	65	22.816	2:08.961	<b>90</b>	1 LAP	2:19.627	144	1 LAP	2:22.705	7	1 LAP	2:21.372
52	32.897	2:12.851	25	34.536	2:11.154	86	1 LAP	2:24.906	<b>65</b>	20.476	2:05.750	<b>29</b>	1 LAP	2:20.088	<b>60</b>	2 LAPS	2:33.897
44	33.638	2:12.644	52	35.729	2:10.353	72	1 LAP	2:26.054	29	1 LAP	2:24.576	63	51.277	2:10.816	26	2 LAPS	2:34.636
83	1 LAP	2:33.504	44	36.648	2:10.531	25	36.743	2:11.115	<b>12</b>	1 LAP	2:34.764	<b>86</b>	1 LAP	2:23.095	<b>144</b>	1 LAP	2:19.355
63	38.658	2:12.322	63	42.755	2:11.618	52	38.342	2:11.521	<b>25</b>	35.590	2:06.937	<b>210</b>	1:05.975	2:11.638	19	2 LAPS	4:03.511
163	1 LAP	2:32.218	73	1 LAP	2:30.594	44	39.178	2:11.438	<b>52</b>	37.490	2:07.238	3	1:08.037	2:12.732	54	1 LAP	3:51.442
60	1 LAP	2:34.432	210	56.496	2:14.003	19	1 LAP	2:26.597	<b>44</b>	37.968	2:06.880	<b>72</b>	1 LAP	2:24.405	63	53.469	2:10.295
210	50.014	2:12.762	3	57.582	2:13.984	63	45.095	2:11.248	86	1 LAP	2:26.884	<b>95</b>	1:18.267	2:14.549	191	2 LAPS	3:54.678
26	1 LAP	2:35.393	81	58.982	2:13.536	191	1 LAP	2:34.096	63	48.954	2:11.949	<b>15</b>	1:18.710	2:13.371	<b>3</b>	1:08.200	2:08.266
3	51.119	2:12.311	6	1:00.208	2:12.621	210	59.133	2:11.545	72	1 LAP	2:27.423	<b>6</b>	1:28.875	2:34.553	51	1:32.469	2:07.709
81	52.967	2:12.200	95	1:01.912	2:14.957	3	1:00.489	2:11.815	<b>19</b>	1 LAP	2:25.596	51	1:32.863	3:37.142	<b>81</b>	1:34.709	2:08.828
95	54.476	2:12.412	15	1:03.702	2:14.673	6	1:02.504	2:11.204	<b>6</b>	1:02.815	2:08.401	81	1:33.984	2:13.506	46	1 LAP	3:57.548
6	55.108	2:12.026	54	1:05.303	2:14.306	95	1:06.344	2:13.340	210	1:02.830	2:11.787	<b>58</b>	1:36.548	2:10.434	115	1:46.866	2:15.145
15	56.550	2:14.069	83	1 LAP	2:36.679	15	1:08.566	2:13.772	3	1:03.798	2:11.399	115	1:39.824	2:15.782	163	2 LAPS	4:07.721
54	58.518	2:14.240	163	1 LAP	2:37.469	54	1:10.203	2:13.808	95	1:12.211	2:13.957	<b>50</b>	1:40.944	2:09.445	65	1:59.626	2:10.219
30	1 LAP	2:30.553	115	1:16.659	2:16.871	73	1 LAP	2:31.976	15	1:13.832	2:13.356	65	1:57.510	3:45.527			
115	1:07.309	2:16.382	60	1 LAP	2:37.339	81	1:22.282	2:32.208	<b>54</b>	1:15.694	2:13.581	25	2:04.055	3:36.958			
58	1:08.093	2:13.517	58	1:19.278	2:18.706	115	1:24.527	2:16.776	<b>191</b>	1 LAP	2:39.229	20	2 LAPS	4:02.349			
46	1:24.834	2:18.657	26	1 LAP	2:37.033	58	1:27.209	2:16.839	81	1:28.971	2:14.779	52	2:06.737	3:37.740			
50	1:25.097	2:44.990	30	1 LAP	2:29.707	83	1 LAP	2:33.496	115	1:32.535	2:16.098	<b>73</b>	1 LAP	2:39.280			
<b>76</b>	3 LAPS	2:27.994	50	1:30.591	2:13.015	163	1 LAP	2:33.727	58	1:34.607	2:15.488						
47	1:33.378	2:20.381	46	1:37.010	2:19.697	50	1:35.015	2:13.332	73	1 LAP	2:31.401						
20	1 LAP	2:31.435	47	1:45.533	2:19.676	30	1 LAP	2:32.081	50	1:39.992	2:13.067						
59	1:42.303	2:19.304	59	1:54.491	2:19.709	60	1 LAP	2:35.462	<b>46</b>	1:57.815	2:19.183						
13	2 LAPS	2:22.892	7	1:59.122	2:20.672	46	1:46.722	2:18.620	83	1 LAP	2:36.210						
7	1:45.971	2:20.511	20	1 LAP	2:31.877	26	1 LAP	2:36.597	<b>163</b>	1 LAP	2:38.337						
144	1:55.520	2:21.663	13	2 LAPS	2:25.298	59	2:06.998	2:21.415	30	1 LAP	2:30.636						
29	1:56.996	2:23.593															
12	1:57.324	2:22.760															
90	1:57.611	2:22.736															

Session Start: 17:41:37 - Finish: 18:32:16

Weather/Track Conditions: Bright / Dry

Circuit: Silverstone Historic Grand Prix

Track Length: 5.857 Km - 3.6394 miles

# Silverstone Classic - 29 - 31 Jul 2016

## FIA Masters Historic Sports Cars

### Race 9 - Lap Chart

Lap 13			Lap 14			Lap 15			Lap 16			Lap 17			Lap 18		
NO	Behind	Laptime	NO	Behind	Laptime	NO	Behind	Laptime	NO	Behind	Laptime	NO	Behind	Laptime	NO	Behind	Laptime
99		2:03.264	51		2:06.026	51		2:08.412	51		2:09.354	51		2:09.385	51		2:07.014
25	1 LAP	2:08.331	50	1 LAP	2:22.278	115	1 LAP	3:55.392	58	1 LAP	2:17.710	144	2 LAPS	2:29.931	63	1 LAP	2:20.992
9	2.758	2:05.717	99	14.960	3:56.771	19	2 LAPS	2:29.838	90	2 LAPS	2:26.006	191	2 LAPS	2:20.438	7	2 LAPS	2:24.443
13	4 LAPS	3:54.841	14	15.444	2:09.077	72	2 LAPS	2:30.985	54	1 LAP	2:19.508	58	1 LAP	2:16.420	58	1 LAP	2:14.759
52	1 LAP	2:10.720	9	17.369	3:56.422	14	17.263	2:10.231	20	3 LAPS	2:34.280	30	3 LAPS	2:31.673	14	21.443	2:10.458
44	1 LAP	2:10.021	46	1 LAP	2:20.342	99	20.327	2:13.779	86	2 LAPS	2:28.532	54	1 LAP	2:16.249	54	1 LAP	2:17.264
29	2 LAPS	3:53.111	23	39.042	2:10.885	9	24.745	2:15.788	115	1 LAP	2:17.957	60	3 LAPS	2:31.947	115	1 LAP	2:16.228
20	3 LAPS	2:31.924	25	39.313	2:10.792	50	1 LAP	2:22.781	14	17.850	2:09.941	14	17.999	2:09.534	144	2 LAPS	2:31.014
90	2 LAPS	2:26.434	52	44.185	2:09.869	65	1 LAP	4:15.807	83	3 LAPS	2:29.863	115	1 LAP	2:17.218	99	33.657	2:14.293
210	1 LAP	3:38.677	44	46.049	2:09.356	23	39.856	2:09.226	19	2 LAPS	2:26.720	90	2 LAPS	2:27.485	30	3 LAPS	2:34.859
86	2 LAPS	3:58.437	73	2 LAPS	2:30.197	25	42.098	2:11.197	99	23.196	2:12.223	26	3 LAPS	2:37.401	90	2 LAPS	2:25.611
83	2 LAPS	2:36.515	13	3 LAPS	2:16.540	52	46.527	2:10.754	72	2 LAPS	2:27.502	99	26.378	2:12.567	65	1 LAP	2:13.506
7	1 LAP	2:25.138	59	1 LAP	2:20.777	44	47.500	2:09.863	9	30.571	2:15.180	86	2 LAPS	2:27.263	60	3 LAPS	2:32.746
6	1 LAP	3:40.226	163	2 LAPS	2:31.810	46	1 LAP	2:24.192	65	1 LAP	2:10.614	20	3 LAPS	2:32.127	9	42.952	2:14.894
15	1 LAP	3:51.946	29	1 LAP	2:21.346	13	3 LAPS	2:15.448	50	1 LAP	2:22.489	83	3 LAPS	2:25.207	25	43.882	2:09.841
72	2 LAPS	4:02.854	3	1:18.780	2:14.658	59	1 LAP	2:20.598	23	40.309	2:09.807	19	2 LAPS	2:21.604	86	2 LAPS	2:27.431
54	1 LAP	2:15.385	210	1:19.469	2:14.745	73	2 LAPS	2:28.594	25	41.412	2:08.668	9	35.072	2:13.886	19	2 LAPS	2:24.854
26	2 LAPS	2:32.839	7	1 LAP	4:12.248	3	1:26.355	2:15.987	44	47.274	2:09.128	65	1 LAP	2:10.951	52	55.097	2:12.324
63	1:03.632	2:13.427	144	1 LAP	2:31.314	210	1:26.591	2:15.534	52	48.455	2:11.282	23	40.933	2:10.009	26	3 LAPS	2:38.347
19	2 LAPS	2:20.519	63	1:33.909	4:12.088	29	1 LAP	2:22.495	46	1 LAP	2:22.175	25	41.055	2:09.028	83	3 LAPS	2:28.137
95	1 LAP	3:57.406	6	1:34.149	2:08.950	6	1:35.783	2:10.046	13	3 LAPS	2:15.867	72	2 LAPS	2:27.016	20	3 LAPS	2:32.299
191	2 LAPS	2:12.892	30	2 LAPS	2:33.716	15	1:40.217	2:10.465	59	1 LAP	2:20.046	52	49.787	2:10.717	72	2 LAPS	2:27.685
58	1 LAP	3:49.140	15	1:38.164	2:10.105	7	1 LAP	2:27.174	210	1:31.307	2:14.070	50	1 LAP	2:22.912	50	1 LAP	2:22.299
50	1 LAP	4:01.881	26	2 LAPS	4:18.329	63	1:47.462	2:21.965	3	1:31.563	2:14.562	44	55.002	2:17.113	13	3 LAPS	2:14.815
51	1:35.785	2:06.580	60	2 LAPS	2:33.134	144	1 LAP	2:32.980	6	1:35.100	2:08.671	46	1 LAP	2:21.032	46	1 LAP	2:21.863
14	1:48.178	3:37.746	95	1:49.437	2:12.857	95	1:55.391	2:14.366	73	2 LAPS	2:31.303	13	3 LAPS	2:15.035	6	1:38.798	2:10.485
46	1 LAP	2:19.825	20	2 LAPS	2:34.754	81	1:57.719	2:14.610	29	1 LAP	2:21.383	59	1 LAP	2:22.344	3	1:42.223	2:13.243
115	1:57.456	2:13.854	81	1:51.521	2:15.282	30	2 LAPS	2:31.331	15	1:40.430	2:09.567	210	1:34.696	2:12.774	210	1:42.491	2:14.809
73	2 LAPS	4:10.697	191	1 LAP	2:15.240	60	2 LAPS	2:31.558	7	1 LAP	2:23.735	6	1:35.327	2:09.612	15	1:45.190	2:10.488
65	2:07.025	2:10.663	90	1 LAP	2:39.922	26	2 LAPS	2:34.112	63	1:58.523	2:20.415	3	1:35.994	2:13.816	59	1 LAP	2:20.499
23	2:09.968	3:55.047	86	1 LAP	2:27.612	191	1 LAP	2:18.537	95	1:58.722	2:12.685	15	1:41.716	2:10.671	29	1 LAP	2:21.411
25	2:10.332	2:09.313	58	2:02.938	2:16.328				81	2:01.256	2:12.891	29	1 LAP	2:21.147			
52	2:16.127	2:10.037	54	2:03.902	2:25.245							73	2 LAPS	2:31.850			
59	1 LAP	3:54.004	83	2 LAPS	4:56.606							95	2:02.265	2:12.928			
44	2:18.504	2:09.228										81	2:04.496	2:12.625			
163	2 LAPS	2:26.075															
13	3 LAPS	2:15.441															
29	1 LAP	2:20.471															
144	1 LAP	4:04.415															
30	2 LAPS	4:29.837															
3	2:45.933	3:40.997															
210	2:46.535	2:13.250															
60	2 LAPS	4:20.833															
20	2 LAPS	2:31.379															
90	1 LAP	2:28.086															

**Session Start: 17:41:37 - Finish: 18:32:16**  
**Weather/Track Conditions: Bright / Dry**  
**Circuit: Silverstone Historic Grand Prix**  
**Track Length: 5.857 Km - 3.6394 miles**

# Silverstone Classic - 29 - 31 Jul 2016

## FIA Masters Historic Sports Cars

### Race 9 - Lap Chart

Lap 19			Lap 20			Lap 21			Lap 22			Lap 23		
NO	Behind	Laptime	NO	Behind	Laptime	NO	Behind	Laptime	NO	Behind	Laptime	NO	Behind	Laptime
51		2:07.301	51		2:09.656	51		2:08.881	51		2:09.450	51		2:11.279
95	1 LAP	2:14.692	81	1 LAP	2:12.017	59	2 LAPS	2:22.088	20	4 LAPS	2:35.119	60	4 LAPS	2:32.313
81	1 LAP	2:13.026	95	1 LAP	2:13.385	81	1 LAP	2:11.717	81	1 LAP	2:12.649	72	3 LAPS	2:26.029
63	1 LAP	2:18.787	29	2 LAPS	2:22.843	95	1 LAP	2:12.208	95	1 LAP	2:12.581	30	4 LAPS	2:32.064
73	3 LAPS	2:30.867	63	1 LAP	2:19.581	29	2 LAPS	2:21.917	59	2 LAPS	2:19.549	46	2 LAPS	2:20.973
7	2 LAPS	2:25.978	14	24.737	2:10.155	14	28.563	2:12.707	14	29.118	2:10.005	81	1 LAP	2:13.105
14	24.238	2:10.096	58	1 LAP	2:17.238	63	1 LAP	2:20.827	29	2 LAPS	2:23.090	95	1 LAP	2:13.010
58	1 LAP	2:15.076	7	2 LAPS	2:27.411	58	1 LAP	2:18.068	63	1 LAP	2:19.207	59	2 LAPS	2:21.375
54	1 LAP	2:16.195	54	1 LAP	2:18.698	99	47.262	2:14.528	58	1 LAP	2:14.261	20	4 LAPS	2:35.223
115	1 LAP	2:15.952	99	41.615	2:13.482	54	1 LAP	2:20.485	99	50.451	2:12.639	14	28.536	2:10.697
99	37.789	2:11.433	73	3 LAPS	2:35.109	115	1 LAP	2:18.313	115	1 LAP	2:14.735	29	2 LAPS	2:21.344
25	48.333	2:11.752	115	1 LAP	2:16.627	7	2 LAPS	2:25.617	54	1 LAP	2:16.528	58	1 LAP	2:14.814
65	1 LAP	2:14.415	25	47.900	2:09.223	25	57.516	2:18.497	65	1 LAP	2:11.076	99	52.577	2:13.405
9	50.614	2:14.963	65	1 LAP	2:11.640	65	1 LAP	2:15.842	9	1:04.963	2:15.037	63	1 LAP	2:20.513
144	2 LAPS	2:30.494	9	53.955	2:12.997	9	59.376	2:14.302	25	1:06.903	2:18.837	115	1 LAP	2:15.734
90	2 LAPS	2:26.229	52	1:02.013	2:10.893	73	3 LAPS	2:30.117	52	1:07.749	2:12.474	9	1:08.054	2:14.370
52	1:00.776	2:12.980	144	2 LAPS	2:28.369	52	1:04.725	2:11.593	7	2 LAPS	2:25.501	52	1:08.288	2:11.818
30	3 LAPS	2:33.902	90	2 LAPS	2:23.061	90	2 LAPS	2:24.662	73	3 LAPS	2:31.937	25	1:14.883	2:19.259
19	2 LAPS	2:21.482	19	2 LAPS	2:20.425	19	2 LAPS	2:21.844	6	1:39.049	2:09.407	54	1 LAP	2:29.799
60	3 LAPS	2:33.569	86	2 LAPS	2:25.601	144	2 LAPS	2:31.837	19	2 LAPS	2:21.240	7	2 LAPS	2:25.527
86	2 LAPS	2:28.454	83	3 LAPS	2:23.663	6	1:39.092	2:08.805	90	2 LAPS	2:22.692	6	1:36.716	2:08.946
83	3 LAPS	2:24.804	30	3 LAPS	2:33.518	13	3 LAPS	2:16.287	13	3 LAPS	2:15.200	73	3 LAPS	2:31.660
20	3 LAPS	2:32.778	60	3 LAPS	2:32.188	83	3 LAPS	2:25.461	15	1:50.252	2:10.019	15	1:49.367	2:10.394
26	3 LAPS	2:35.220	13	3 LAPS	2:14.241	86	2 LAPS	2:27.379	144	2 LAPS	2:31.193	19	2 LAPS	2:20.980
50	1 LAP	2:22.791	50	1 LAP	2:24.599	15	1:49.683	2:10.585	210	1:57.234	2:14.190	13	3 LAPS	2:15.581
72	2 LAPS	2:27.756	6	1:39.168	2:08.919	210	1:52.494	2:12.404	83	3 LAPS	2:24.572	90	2 LAPS	2:24.908
13	3 LAPS	2:14.548	72	2 LAPS	2:27.878	60	3 LAPS	2:31.190	86	2 LAPS	2:24.367	210	1:58.698	2:12.743
6	1:39.905	2:08.408	20	3 LAPS	2:33.226	50	1 LAP	2:24.083	3	2:00.580	2:13.283	3	2:04.754	2:15.453
46	1 LAP	2:21.510	15	1:47.979	2:10.113	30	3 LAPS	2:34.088	50	1 LAP	2:24.799	83	3 LAPS	2:23.695
210	1:46.839	2:11.649	210	1:48.971	2:11.788	3	1:56.747	2:13.527				86	2 LAPS	2:25.130
15	1:47.522	2:09.633	3	1:52.101	2:13.199	72	2 LAPS	2:26.233				144	2 LAPS	2:31.120
3	1:48.558	2:13.636	46	1 LAP	2:23.361	46	1 LAP	2:21.316				50	1 LAP	2:24.460
59	1 LAP	2:21.724												

Session Start: 17:41:37 - Finish: 18:32:16

Weather/Track Conditions: Bright / Dry

Circuit: Silverstone Historic Grand Prix

Track Length: 5.857 Km - 3.6394 miles



## Silverstone Classic - 29 - 31 Jul 2016

### International Trophy for Classic GT Cars (Pre '66)

#### Race 10 - Classification - AMENDED

Sheet No:

POS	NO	DRIVER/S	NAT	CLASS	CLASS POS	CAR MAKE / MODEL	TIME	LAPS	GAP	DIFF	MPH	BEST	ON
1	2	Voyazides-Hadfield		C3	1	Shelby Daytona Cobra	50:04.556	20	-- 20 laps		87.21	2:23.895	16
2	11	Oliver Bryant		C3	2	AC Cobra	50:09.191	20	4.635	4.635	87.07	2:24.542	2
3	46	Mike Whitaker		C3	3	TVR Griffith	50:17.038	20	12.482	7.847	86.85	2:24.596	2
4	94	Gans-Wolfe		C3	4	AC Cobra	50:24.791	20	20.235	7.753	86.63	2:24.801	13
5	37	Willis-Hall		C3	5	Shelby American Cobra	50:31.552	20	26.996	6.761	86.43	2:26.021	16
6	92	Thomas-Lockie		C3	6	Jaguar E-Type	50:47.008	20	42.452	15.456	85.99	2:24.236	9
7	32	John Spiers		C3	7	TVR Griffith	50:50.237	20	45.681	3.229	85.90	2:26.709	3
8	160	Martin Stretton		C3	8	Jaguar E-Type	50:59.349	20	54.793	9.112	85.65	2:26.703	2
9	165	Thompson-Hales		C3	9	TVR Griffith	51:08.195	20	1:03.639	8.846	85.40	2:26.320	11
10	75	Bremner-Reid		C3	10	AC Cobra	51:14.228	20	1:09.672	6.033	85.23	2:27.423	4
11	71	Roger Wills		C3	11	Bizzarrini 5300 GT	51:17.690	20	1:13.134	3.462	85.13	2:27.277	5
12	53	Pearson J-Pearson G		C3	12	Jaguar E-Type	51:38.488	20	1:33.932	20.798	84.56	2:28.749	3
13	80	Chris Beighton		C3	13	Sunbeam Le Mans Tiger	51:46.068	20	1:41.512	7.580	84.36	2:28.158	14
14	113	Shaun Lynn		C3	14	AC Cobra	52:02.038	20	1:57.482	15.970	83.93	2:29.351	16
15	124	Dod N-Dod P		C3	15	TVR Griffith	52:08.737	20	2:04.181	6.699	83.75	2:28.113	7
16	72	Jamie Boot		C3	16	TVR Griffith	52:09.137	20	2:04.581	0.400	83.74	2:30.019	7
17	28	Folch-Rusiñol-Mitchell		C3	17	Jaguar E-Type	52:14.997	20	2:10.441	5.860	83.58	2:29.456	17
18	9	Craig Davies		C3	18	Chevrolet Corvette	52:28.702	20	2:24.146	13.705	83.21	2:30.479	5
19	13	Wilson-Greensall		CLP	1	Lotus Elan 26R	50:08.401	19	-- 19 laps	13.676	82.74	2:28.395	17
20	10	Rich-Butler		C3	19	Jaguar E-Type	50:18.661	19	10.260	10.260	82.46	2:30.341	9
21	90	Rittweger-Hancock		C3	20	Jaguar E-Type	50:25.779	19	17.378	7.118	82.27	2:28.263	3
22	52	Ron Maydon		CLP	2	Ginetta G4R	50:29.023	19	20.622	3.244	82.18	2:32.320	6
23	97	Curnow-Atkins		CLP	3	Lotus Elan 26R	50:41.890	19	33.489	12.867	81.83	2:32.103	12
24	81	David Tomlin		CLP	4	Lotus Elan	50:48.690	19	40.289	6.800	81.65	2:32.463	5
25	144	Hanson-Pochciol		C3	21	AC Cobra	50:51.919	19	43.518	3.229	81.56	2:29.270	6
26	7	Friedrichs-Mallock		C3	22	Aston Martin DP214	51:01.211	19	52.810	9.292	81.31	2:31.861	15
27	89	Wrigley Mi-Wrigley Ma		C3	23	Jaguar E-Type	51:06.909	19	58.508	5.698	81.16	2:31.591	9
28	275	Grace-Schildt		C2	1	Austin Healey 3000	51:16.618	19	1:08.217	9.709	80.91	2:34.849	18
29	38	Cliff Gray		C3	24	Jaguar E-Type	51:19.455	19	1:11.054	2.837	80.83	2:35.575	9
30	233	Reinhardt Do-Reinhardt Da		C3	25	Jaguar E-Type	51:32.196	19	1:23.795	12.741	80.50	2:32.193	7
31	96	Welch-Nyblaeus		C2	2	Austin Healey 3000	51:53.685	19	1:45.284	21.489	79.95	2:34.725	9
32	39	Müller U-Müller A		CLP	5	Lotus Elan 26R	52:03.684	19	1:55.283	9.999	79.69	2:32.427	7
33	33	Hans Huebner		C3	26	Jaguar E-Type	52:41.472	19	2:33.071	37.788	78.73	2:38.153	6
34	34	Karl Wetherell		C2	3	Triumph TR4	50:08.975	18	-- 18 laps	9.558	78.37	2:40.066	3
35	126	Bradshaw-Hindley		CLP	6	Lotus Elan 26R	50:23.111	18	14.136	14.136	78.01	2:37.306	15
36	86	Till Bechtolsheimer		C1	1	Tojeiro EE-Buick	50:24.578	18	15.603	1.467	77.97	2:40.938	5
37	207	Harris-McIntyre		C2	4	Austin Healey 3000	50:28.691	18	19.716	4.113	77.86	2:37.041	18
38	47	Paul-Bourne		C1	2	TVR Grantura	50:46.663	18	37.688	17.972	77.40	2:39.189	18
39	35	Smart-Hancock		C3	27	Ford Mustang GT350	51:08.129	18	59.154	21.466	76.86	2:40.482	17

Car 92 missing pit in time.

Session Start: 19:23:40 - Finish: 20:13:44

Weather/Track Conditions: Cloud / Dry

Circuit: Silverstone Historic Grand Prix

Track Length: 5.857 Km - 3.6394 miles

These results are provisional until the conclusion of any judicial and technical matters.

Clerk of the Course:

Bernard Cottrell

Timekeeper:

Issued at:





### Silverstone Classic - 29 - 31 Jul 2016

#### International Trophy for Classic GT Cars (Pre '66)

#### Race 10 - Classification - AMENDED

Sheet No:

40	60	Katarina Kyvalova	C3	28	Jaguar E-Type	51:26.886	18	1:17.911	18.757	76.40	2:43.111	9
41	171	Milner-Gedda	C3	29	Jaguar E-Type	52:30.589	18	2:21.614	1:03.703	74.85	2:40.727	6
42	123	Ryan Hooker	C1	3	MG B	52:33.551	18	2:24.576	2.962	74.78	2:45.554	17
43	51	Nik Spencer	C1	4	MG B	50:13.652	17	-- 17 laps	26.105	73.91	2:49.125	5
44	188	Binfield B-Binfield S	C1	5	Gilbern 1800GT	51:10.186	17	56.534	56.534	72.55	2:51.544	14
45	57	Spindlow-Richardson	B2	1	Morgan Plus 4	51:13.990	17	1:00.338	3.804	72.45	2:48.688	12
46	78	Blakeney-Edwards-Galliers-Pi	C1	6	Porsche 911	51:49.611	17	1:35.959	35.621	71.63	2:48.428	3
47	138	Files J-Files K	C2	5	Triumph TR4	45:34.332	16	-- 16 laps		76.66	2:36.199	6
48	159	Newbold-Arif	C1	7	MG B	52:49.575	16	7:15.243	7:15.243	66.13	2:50.173	6
49	26	Davison-Morris	CLP	7	Lotus Elan	36:58.041	14	-- 14 laps		82.69	2:29.942	6

----- NOT CLASSIFIED -----

DNC 128	Steve Jones	C1	Porsche 911	36:53.592	12	-- 12 laps	4:57.206	71.02	2:51.361	4
DNC 66	Johnson-Brown	C1	MG B	20:42.885	7	-- 7 laps --		73.79	2:54.340	3
DNC 17	Wakeman-Blakeney-Edwards	C3	Jaguar E-Type	37:15.005	13	-- 13 laps		76.20	2:32.581	13
DNC 14	Kinch N-Kinch L	C3	Jaguar E-Type	31:10.099	12	-- 12 laps		84.07	2:25.473	2
DNC 44	Thomas-O'Connell	C3	Jaguar E-Type	30:59.735	11	-- 11 laps	2:16.765	77.49	2:29.360	5
DNC 59	Galal Mahmoud	C3	Jaguar E-Type	20:00.422	7	-- 7 laps --	2:05.685	76.40	2:34.987	7
DNC 79	Martin-Haddon	CLP	Lotus Elan	33:52.790	12	-- 12 laps		77.34	2:35.993	3
DNC 50	Barton-Bateman	CLP	Lotus Elan S2	17:27.297	6	-- 6 laps --	1:17.219	75.06	2:48.618	4
DNC 63	Meaden-Tromans	CLP	Lotus Elan 26R	13:09.875	4	-- 4 laps --	1:22.799	66.34	2:31.889	3

#### ----- FASTEST LAP SUMMARY -----

NO	DRIVER/S	CLASS	CAR MAKE / MODEL	FASTEST LAP	ON	MPH
2	Voyazides-Hadfield	C3	Shelby Daytona Cobra	2:23.895	16	91.05
13	Wilson-Greensall	CLP	Lotus Elan 26R	2:28.395	17	88.29
96	Welch-Nyblaeus	C2	Austin Healey 3000	2:34.725	9	84.68
47	Paul-Bourne	C1	TVR Grantura	2:39.189	18	82.30
57	Spindlow-Richardson	B2	Morgan Plus 4	2:48.688	12	77.67

Car 92 missing pit in time.

Session Start: 19:23:40 - Finish: 20:13:44  
Weather/Track Conditions: Cloud / Dry  
Circuit: Silverstone Historic Grand Prix  
Track Length: 5.857 Km - 3.6394 miles

These results are provisional until the conclusion of any judicial and technical matters.		
Clerk of the Course:  Bernard Cottrell	Timekeeper:	Issued at:



























# Silverstone Classic - 29 - 31 Jul 2016

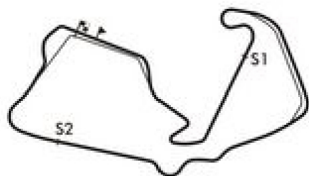
## International Trophy for Classic GT Cars (Pre '66)

### Race 10 - Sector Analysis

207 Harris-McIntyre (C2)									Austin Healey 3000								
lap	Sect-1	Speed	Sect-2	Speed	Sect-3	Speed	TopSpeed	laptime pit	lap	Sect-1	Speed	Sect-2	Speed	Sect-3	Speed	Topspeed	laptime pit
1				127.3	30.295	79.3		2:51.532	10	48.885	116.9	1:18.923	125.2	29.739	86.9		2:37.547
2	49.466	116.7	1:18.526	124.0	29.552	85.5		2:37.544	11	49.113	112.8	1:18.532	125.7	30.507	86.1		2:38.152
3	49.094	119.0	1:18.518	126.1	29.519	85.2		2:37.131	12	49.693	105.4	1:20.706	125.4	30.002	87.8		2:40.401
4	49.584	114.3	1:18.775	124.5	29.382	85.9		2:37.741	13	49.269	111.3	1:19.244	121.1	31.435	83.5		2:39.948
5	49.742	118.4	1:18.293	126.1	29.392	83.4		2:37.427	14	49.393	104.9	1:20.417	125.4	30.048	87.6		2:39.858
6	49.304	117.3	1:19.003	125.4	29.819	85.3		2:38.126	15	50.628	115.3	1:20.411	125.2	30.240	86.1		2:41.279
7	49.675	119.4	1:23.214	94.4				2:45.317	16	49.239	118.6	1:19.158	123.1	30.581	84.2		2:38.978
8	Out	111.8	1:22.082	124.7	In			3:47.152 P	17	50.350	116.1	1:18.673	125.4	30.172	85.9		2:39.195
9	Out	105.8	1:20.547	125.0	29.731	86.6		4:04.322 P	18	48.574	119.0	1:18.518	125.9	29.949	85.6		2:37.041

233 Reinhardt Do-Reinhardt Da (C3)									Jaguar E-Type								
lap	Sect-1	Speed	Sect-2	Speed	Sect-3	Speed	TopSpeed	laptime pit	lap	Sect-1	Speed	Sect-2	Speed	Sect-3	Speed	Topspeed	laptime pit
1				133.2	29.923	87.2		2:47.995	11	47.746	114.5	1:18.100	128.3				2:31.991
2	48.040	122.0	1:16.912	135.0	29.532	85.2		2:34.484	12	Out	111.5	1:19.292	132.6	31.230	79.8		4:12.416 P
3	47.352	108.9	1:18.331	131.1	30.242	79.3		2:35.925	13	50.094	117.5	1:19.103	134.2	31.036	75.0		2:40.233
4	48.080	118.1	1:18.635	125.9	29.393	86.8		2:36.108	14	49.851	109.1	1:20.454	134.2	31.403	80.9		2:41.708
5	47.450	117.7	1:16.181	134.8	29.097	88.2		2:32.728	15	49.611	112.8	1:20.061	133.4	31.849	81.8		2:41.521
6	47.196	120.1	1:16.958	134.2	29.559	83.4		2:33.713	16	51.277	108.8	1:19.952	129.6	31.641	77.3		2:42.870
7	47.134	119.2	1:15.684	135.6	29.375	87.6		2:32.193	17	51.815	116.5	1:20.645	128.1	31.979	79.9		2:44.439
8	47.687	113.2	1:16.722	133.7	30.551	81.4		2:34.960	18	49.356	119.2	1:20.022	133.4	30.744	78.4		2:40.122
9	48.090	119.0	1:16.289	130.8	30.082	83.7		2:34.461	19	49.648	116.9	1:18.793	134.2	31.277	81.9		2:39.718
10	48.284	110.0	1:16.884	134.8	29.443	85.3		2:34.611	20								

275 Grace-Schildt (C2)									Austin Healey 3000								
lap	Sect-1	Speed	Sect-2	Speed	Sect-3	Speed	TopSpeed	laptime pit	lap	Sect-1	Speed	Sect-2	Speed	Sect-3	Speed	Topspeed	laptime pit
1				126.6	32.994	84.1		2:52.848	11	48.903	118.6	1:17.085	129.1	29.315	85.8		2:35.303
2	50.480	118.8	1:17.801	127.3	30.289	86.1		2:38.570	12	48.308	113.9	1:17.995	129.3	29.833	87.6		2:36.136
3	48.285	121.1	1:17.503	128.6	30.079	87.2		2:35.867	13	48.159	119.6	1:18.543	129.8	29.991	85.3		2:36.693
4	50.718	120.1	1:17.324	130.6	29.602	87.8		2:37.644	14	48.709	119.4	1:17.846	128.3	28.952	86.6		2:35.507
5	48.684	119.4	1:17.464	130.6	29.996	87.4		2:36.144	15	49.036	116.3	1:18.588	127.8	28.815	87.3		2:36.439
6	49.874	120.5	1:19.656	129.1	30.057	86.8		2:39.587	16	48.823	117.5	1:18.488	128.6	29.381	87.7		2:36.692
7	48.662	124.3	1:21.420	127.8	29.594	88.7		2:39.676	17	48.225	117.7	1:18.138	129.3	29.094	87.6		2:35.457
8	48.560	119.8	1:17.528	129.1				2:31.200	18	48.148	117.7	1:17.745	129.1	28.956	87.7		2:34.849
9	Out	109.1	1:17.357	129.6	29.485	86.4		4:04.816 P	19	47.818	121.4	1:20.788	130.1	29.007	86.7		2:37.613
10	48.117	111.7	1:17.474	129.6	29.986	86.8		2:35.577	20								



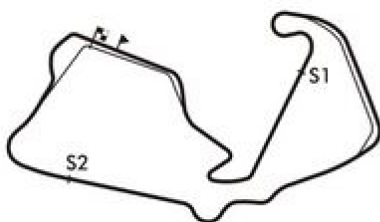
**Session Start: 19:23:40 - Finish: 20:13:44**  
**Weather/Track Conditions: Cloud / Dry**  
**Circuit: Silverstone Historic Grand Prix**  
**Track Length: 5.857 Km - 3.6394 miles**

# Silverstone Classic - 29 - 31 Jul 2016

## International Trophy for Classic GT Cars (Pre '66)

### Race 10 - Best Sector Times

POS	NO	DRIVER/S	Sector 1			Sector 2			Sector 3			IDEAL LAP	BEST LAP	On
			TIME	LAP	POS	TIME	LAP	POS	TIME	LAP	POS			
1	2	Voyazides-Hadfield	44.659	14	1	1:11.623	16	2	27.197	15	2	2:23.479	<b>2:23.895</b>	<b>16</b>
2	11	Oliver Bryant	44.889	13	2	1:12.013	2	5	27.337	5	4	2:24.239	<b>2:24.542</b>	<b>2</b>
3	46	Mike Whitaker	44.981	13	3	1:11.639	2	3	27.361	9	5	2:23.981	<b>2:24.596</b>	<b>2</b>
4	94	Gans-Wolfe	45.178	13	5	1:11.734	13	4	27.408	3	6	2:24.320	<b>2:24.801</b>	<b>13</b>
5	37	Willis-Hall	45.010	16	4	1:12.737	16	8	27.448	13	7	2:25.195	<b>2:26.021</b>	<b>16</b>
6	32	John Spiers	45.475	3	9	1:12.795	8	9	27.966	5	16	2:26.236	<b>2:26.709</b>	<b>3</b>
7	160	Martin Stretton	45.365	2	7	1:13.651	2	14	27.483	12	9	2:26.499	<b>2:26.703</b>	<b>2</b>
8	165	Thompson-Hales	45.443	16	8	1:12.612	11	7	27.921	10	13	2:25.976	<b>2:26.320</b>	<b>11</b>
9	75	Bremner-Reid	46.013	4	14	1:13.143	19	11	27.823	3	12	2:26.979	<b>2:27.423</b>	<b>4</b>
10	71	Roger Wills	45.871	5	12	1:13.135	2	10	28.073	3	21	2:27.079	<b>2:27.277</b>	<b>5</b>
11	53	Pearson J-Pearson G	46.238	5	16	1:14.191	3	18	28.098	13	24	2:28.527	<b>2:28.749</b>	<b>3</b>
12	80	Chris Bightton	46.079	15	15	1:13.291	14	12	28.038	16	19	2:27.408	<b>2:28.158</b>	<b>14</b>
13	113	Shaun Lynn	46.313	9	17	1:14.019	16	16	28.375	6	27	2:28.707	<b>2:29.351</b>	<b>16</b>
14	124	Dod N-Dod P	45.831	7	11	1:13.291	6	13	27.963	4	15	2:27.085	<b>2:28.113</b>	<b>7</b>
15	72	Jamie Boot	46.320	7	18	1:14.431	7	22	28.653	13	33	2:29.404	<b>2:30.019</b>	<b>7</b>
16	28	Folch-Rusiñol-Mitchell	46.333	14	19	1:14.733	14	25	28.092	17	23	2:29.158	<b>2:29.456</b>	<b>17</b>
17	9	Craig Davies	46.615	6	24	1:14.397	5	21	28.922	13	38	2:29.934	<b>2:30.479</b>	<b>5</b>
18	13	Wilson-Greensall	45.978	18	13	1:14.067	14	17	27.651	12	10	2:27.696	<b>2:28.395</b>	<b>17</b>
19	10	Rich-Butler	47.209	15	28	1:14.637	9	24	27.984	5	17	2:29.830	<b>2:30.341</b>	<b>9</b>
20	90	Rittweger-Hancock	46.434	3	21	1:14.017	5	15	27.723	9	11	2:28.174	<b>2:28.263</b>	<b>3</b>
21	52	Ron Maydon	47.528	6	30	1:16.119	7	31	28.624	6	30	2:32.271	<b>2:32.320</b>	<b>6</b>
22	97	Curnow-Atkins	47.369	9	29	1:16.227	12	35	28.206	10	25	2:31.802	<b>2:32.103</b>	<b>12</b>
23	92	Thomas-Lockie	45.193	10	6	1:11.441	9	1	27.333	9	3	2:23.967	<b>2:24.236</b>	<b>9</b>
24	81	David Tomlin	47.806	6	35	1:15.781	5	30	28.074	8	22	2:31.661	<b>2:32.463</b>	<b>5</b>
25	144	Hanson-Pochciol	46.599	4	23	1:14.279	3	19	28.242	3	26	2:29.120	<b>2:29.270</b>	<b>6</b>
26	7	Friedrichs-Mallock	46.986	17	25	1:15.233	15	26	28.643	12	32	2:30.862	<b>2:31.861</b>	<b>15</b>
27	89	Wrigley Mi-Wrigley Ma	47.186	4	27	1:15.395	5	27	23.264	15	1	2:25.845	<b>2:31.591</b>	<b>9</b>
28	275	Grace-Schildt	47.818	19	36	1:17.085	11	36	28.815	15	35	2:33.718	<b>2:34.849</b>	<b>18</b>
29	38	Cliff Gray	48.002	5	38	1:17.263	9	38	28.879	5	36	2:34.144	<b>2:35.575</b>	<b>9</b>
30	233	Reinhardt Do-Reinhardt Da	47.134	7	26	1:15.684	7	29	29.097	5	39	2:31.915	<b>2:32.193</b>	<b>7</b>
31	96	Welch-Nyblaeus	48.306	3	39	1:17.338	9	39	28.625	8	31	2:34.269	<b>2:34.725</b>	<b>9</b>
32	39	Müller U-Müller A	47.744	7	34	1:16.158	6	33	28.453	7	28	2:32.355	<b>2:32.427</b>	<b>7</b>
33	33	Hans Huebner	48.868	6	42	1:18.033	3	40	29.796	2	46	2:36.697	<b>2:38.153</b>	<b>6</b>
34	34	Karl Wetherell	49.953	3	46	1:20.207	7	47	29.678	3	45	2:39.838	<b>2:40.066</b>	<b>3</b>
35	126	Bradshaw-Hindley	49.018	11	43	1:18.518	15	43	29.629	12	44	2:37.165	<b>2:37.306</b>	<b>15</b>
36	86	Till Bechtolsheimer	50.231	3	49	1:20.272	8	48	29.207	7	40	2:39.710	<b>2:40.938</b>	<b>5</b>
37	207	Harris-McIntyre	48.574	18	40	1:18.293	5	41	29.382	4	43	2:36.249	<b>2:37.041</b>	<b>18</b>
38	47	Paul-Bourne	49.565	15	45	1:19.819	18	46	29.365	16	42	2:38.749	<b>2:39.189</b>	<b>18</b>
39	35	Smart-Hancock	50.061	17	47	1:19.540	17	45	30.421	16	48	2:40.022	<b>2:40.482</b>	<b>17</b>
40	60	Katarina Kyvalova	50.225	9	48	1:21.488	18	49	30.846	9	50	2:42.559	<b>2:43.111</b>	<b>9</b>
41	171	Milner-Gedda	49.028	8	44	1:19.507	7	44	30.740	6	49	2:39.275	<b>2:40.727</b>	<b>6</b>
42	123	Ryan Hooker	51.880	18	51	1:23.352	15	52	29.958	15	47	2:45.190	<b>2:45.554</b>	<b>17</b>
43	51	Nik Spencer	52.984	6	55	1:23.957	2	53	31.692	5	55	2:48.633	<b>2:49.125</b>	<b>5</b>
44	188	Binfield B-Binfield S	53.355	14	56	1:26.001	4	57	31.323	14	53	2:50.679	<b>2:51.544</b>	<b>14</b>



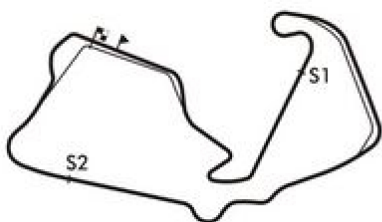
**Session Start: 19:23:40 - Finish: 20:13:44**  
**Weather/Track Conditions: Cloud / Dry**  
**Circuit: Silverstone Historic Grand Prix**  
**Track Length: 5.857 Km - 3.6394 miles**

# Silverstone Classic - 29 - 31 Jul 2016

## International Trophy for Classic GT Cars (Pre '66)

### Race 10 - Best Sector Times

POS	NO	DRIVER/S	Sector 1			Sector 2			Sector 3			IDEAL LAP	BEST LAP	On
			TIME	LAP	POS	TIME	LAP	POS	TIME	LAP	POS			
45	57	Spindlow-Richardson	51.847	12	50	1:23.033	9	50	31.606	5	54	2:46.486	<b>2:48.688</b>	<b>12</b>
46	78	Blakeney-Edwards-Galliers-Pratt	52.349	6	52	1:24.177	3	55	30.999	2	51	2:47.525	<b>2:48.428</b>	<b>3</b>
47	159	Newbold-Arif	53.810	8	57	1:23.996	14	54	31.277	5	52	2:49.083	<b>2:50.173</b>	<b>6</b>
48	128	Steve Jones	52.977	2	54	1:25.718	4	56	32.102	4	58	2:50.797	<b>2:51.361</b>	<b>4</b>
49	66	Johnson-Brown	54.856	7	58	1:26.422	3	58	31.781	7	56	2:53.059	<b>2:54.340</b>	<b>3</b>
50	138	Files J-Files K	48.751	7	41	1:18.422	6	42	28.893	6	37	2:36.066	<b>2:36.199</b>	<b>6</b>
51	17	Wakeman-Blakeney-Edwards	47.651	13	31	1:16.189	13	34	28.741	13	34	2:32.581	<b>2:32.581</b>	<b>13</b>
52	14	Kinch N-Kinch L	45.572	6	10	1:12.317	1	6	27.454	2	8	2:25.343	<b>2:25.473</b>	<b>2</b>
53	44	Thomas-O'Connell	46.425	6	20	1:14.366	5	20	28.057	5	20	2:28.848	<b>2:29.360</b>	<b>5</b>
54	59	Galal Mahmoud	47.669	3	32	1:17.161	7	37	29.215	5	41	2:34.045	<b>2:34.987</b>	<b>7</b>
55	26	Davison-Morris	46.439	11	22	1:14.447	14	23	27.929	6	14	2:28.815	<b>2:29.942</b>	<b>6</b>
56	79	Martin-Haddon	47.846	11	37	1:16.130	11	32	28.600	12	29	2:32.576	<b>2:35.993</b>	<b>3</b>
57	50	Barton-Bateman	52.399	5	53	1:23.343	4	51	32.088	5	57	2:47.830	<b>2:48.618</b>	<b>4</b>
58	63	Meaden-Tromans	47.738	3	33	1:15.623	2	28	27.997	3	18	2:31.358	<b>2:31.889</b>	<b>3</b>



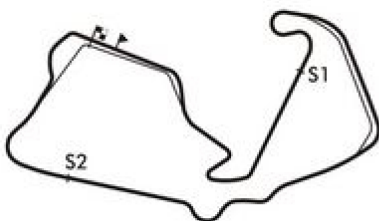
**Session Start: 19:23:40 - Finish: 20:13:44**  
**Weather/Track Conditions: Cloud / Dry**  
**Circuit: Silverstone Historic Grand Prix**  
**Track Length: 5.857 Km - 3.6394 miles**

# Silverstone Classic - 29 - 31 Jul 2016

## International Trophy for Classic GT Cars (Pre '66)

### Race 10 - Best Sector Speeds

	NO	SECTOR 1	MPH	NO	SECTOR 2	MPH	NO	SECTOR 3	MPH
1	2	Voyazides-Hadfield	137.0	92	Thomas-Lockie	149.5	92	Thomas-Lockie	94.5
2	32	John Spiers	135.3	2	Voyazides-Hadfield	148.8	165	Thompson-Hales	94.3
3	92	Thomas-Lockie	134.5	46	Mike Whitaker	148.1	80	Chris Beighton	94.0
4	14	Kinch N-Kinch L	133.4	32	John Spiers	147.2	124	Dod N-Dod P	93.9
5	46	Mike Whitaker	133.4	94	Gans-Wolfe	147.2	2	Voyazides-Hadfield	93.7
6	11	Oliver Bryant	132.4	9	Craig Davies	146.5	46	Mike Whitaker	93.7
7	94	Gans-Wolfe	132.4	165	Thompson-Hales	144.6	11	Oliver Bryant	93.6
8	72	Jamie Boot	130.1	113	Shaun Lynn	144.3	14	Kinch N-Kinch L	93.5
9	75	Bremner-Reid	130.1	75	Bremner-Reid	144.0	32	John Spiers	93.3
10	113	Shaun Lynn	130.1	11	Oliver Bryant	143.7	75	Bremner-Reid	93.3
11	9	Craig Davies	129.6	124	Dod N-Dod P	142.2	37	Willis-Hall	93.1
12	53	Pearson J-Pearson G	129.3	37	Willis-Hall	141.9	94	Gans-Wolfe	92.9
13	165	Thompson-Hales	129.1	80	Chris Beighton	141.9	28	Folch-Rusiñol-Mitchell	92.2
14	37	Willis-Hall	128.8	144	Hanson-Pochciol	141.6	9	Craig Davies	92.1
15	144	Hanson-Pochciol	128.3	14	Kinch N-Kinch L	140.7	71	Roger Wills	92.1
16	160	Martin Stretton	128.1	53	Pearson J-Pearson G	140.1	44	Thomas-O'Connell	91.8
17	7	Friedrichs-Mallock	127.3	28	Folch-Rusiñol-Mitchell	139.8	113	Shaun Lynn	91.4
18	80	Chris Beighton	125.7	71	Roger Wills	139.2	160	Martin Stretton	91.3
19	44	Thomas-O'Connell	125.2	7	Friedrichs-Mallock	138.9	53	Pearson J-Pearson G	90.9
20	10	Rich-Butler	125.0	44	Thomas-O'Connell	138.7	90	Rittweger-Hancock	90.7
21	38	Cliff Gray	124.7	72	Jamie Boot	138.4	59	Galal Mahmoud	90.6
22	90	Rittweger-Hancock	124.5	160	Martin Stretton	138.4	13	Wilson-Greensall	90.3
23	124	Dod N-Dod P	124.3	10	Rich-Butler	137.2	79	Martin-Haddon	90.3
24	275	Grace-Schildt	124.3	89	Wrigley Mi-Wrigley Ma	136.4	26	Davison-Morris	90.2
25	33	Hans Huebner	124.0	90	Rittweger-Hancock	136.4	10	Rich-Butler	89.8
26	171	Milner-Gedda	123.8	233	Reinhardt Do-Reinhardt Da	135.6	7	Friedrichs-Mallock	89.7
27	13	Wilson-Greensall	123.1	33	Hans Huebner	134.5	72	Jamie Boot	89.6
28	89	Wrigley Mi-Wrigley Ma	122.9	38	Cliff Gray	134.5	89	Wrigley Mi-Wrigley Ma	89.5
29	28	Folch-Rusiñol-Mitchell	122.7	17	Wakeman-Blakeney-Edward	134.2	52	Ron Maydon	89.4
30	81	David Tomlin	122.7	59	Galal Mahmoud	132.9	144	Hanson-Pochciol	89.2
31	71	Roger Wills	122.5	26	Davison-Morris	131.1	38	Cliff Gray	88.9
32	52	Ron Maydon	122.2	52	Ron Maydon	131.1	39	Müller U-Müller A	88.8
33	233	Reinhardt Do-Reinhardt Da	122.0	81	David Tomlin	130.6	97	Curnow-Atkins	88.8
34	17	Wakeman-Blakeney-Edwar	121.6	275	Grace-Schildt	130.6	275	Grace-Schildt	88.7
35	26	Davison-Morris	120.9	39	Müller U-Müller A	130.3	17	Wakeman-Blakeney-Edward	88.5
36	97	Curnow-Atkins	120.1	13	Wilson-Greensall	129.6	96	Welch-Nyblaeus	88.4
37	79	Martin-Haddon	119.4	97	Curnow-Atkins	127.8	233	Reinhardt Do-Reinhardt Da	88.2
38	207	Harris-McIntyre	119.4	171	Milner-Gedda	127.3	207	Harris-McIntyre	87.8
39	63	Meaden-Tromans	119.2	207	Harris-McIntyre	127.3	126	Bradshaw-Hindley	87.2
40	96	Welch-Nyblaeus	119.0	35	Smart-Hancock	126.9	81	David Tomlin	87.0



**Session Start: 19:23:40 - Finish: 20:13:44**  
**Weather/Track Conditions: Cloud / Dry**  
**Circuit: Silverstone Historic Grand Prix**  
**Track Length: 5.857 Km - 3.6394 miles**

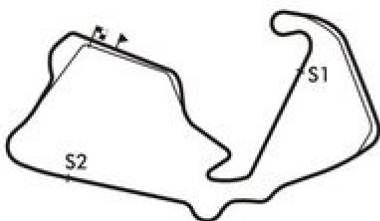


# Silverstone Classic - 29 - 31 Jul 2016

## International Trophy for Classic GT Cars (Pre '66)

### Race 10 - Best Sector Speeds

41	39	Müller U-Müller A	118.8	79	Martin-Haddon	126.9	63	Meaden-Tromans	86.8
42	59	Galal Mahmoud	118.4	63	Meaden-Tromans	126.6	47	Paul-Bourne	86.4
43	126	Bradshaw-Hindley	116.1	96	Welch-Nyblaeus	126.6	33	Hans Huebner	85.1
44	35	Smart-Hancock	114.5	126	Bradshaw-Hindley	122.7	50	Barton-Bateman	84.8
45	47	Paul-Bourne	113.7	50	Barton-Bateman	122.2	138	Files J-Files K	84.7
46	50	Barton-Bateman	113.6	60	Katarina Kyvalova	121.6	60	Katarina Kyvalova	84.5
47	78	Blakeney-Edwards-Galliers- .....	113.4	47	Paul-Bourne	119.8	171	Milner-Gedda	84.5
48	138	Files J-Files K	113.4	138	Files J-Files K	119.4	86	Till Bechtolsheimer	84.4
49	60	Katarina Kyvalova	110.0	128	Steve Jones	115.3	57	Spindlow-Richardson	83.7
50	51	Nik Spencer	109.8	57	Spindlow-Richardson	114.9	35	Smart-Hancock	83.3
51	57	Spindlow-Richardson	109.1	34	Karl Wetherell	114.3	34	Karl Wetherell	82.6
52	128	Steve Jones	108.4	86	Till Bechtolsheimer	113.2	51	Nik Spencer	81.8
53	34	Karl Wetherell	108.1	51	Nik Spencer	113.0	159	Newbold-Arif	81.7
54	86	Till Bechtolsheimer	106.2	78	Blakeney-Edwards-Galliers- .....	112.2	123	Ryan Hooker	81.0
55	159	Newbold-Arif	103.2	159	Newbold-Arif	110.6	78	Blakeney-Edwards-Galliers- .....	79.1
56	66	Johnson-Brown	100.0	66	Johnson-Brown	106.7	188	Binfield B-Binfield S	79.0
57	123	Ryan Hooker	98.8	123	Ryan Hooker	105.7	128	Steve Jones	77.8
58	188	Binfield B-Binfield S	97.1	188	Binfield B-Binfield S	103.9	66	Johnson-Brown	77.5



**Session Start: 19:23:40 - Finish: 20:13:44**  
**Weather/Track Conditions: Cloud / Dry**  
**Circuit: Silverstone Historic Grand Prix**  
**Track Length: 5.857 Km - 3.6394 miles**







# Silverstone Classic - 29 - 31 Jul 2016

## International Trophy for Classic GT Cars (Pre '66)

### Race 10 - Lap Chart

Lap 19			Lap 20		
NO	Behind	Laptime	NO	Behind	Laptime
2		2:26.793	2		2:25.079
11	2.089	2:26.584	13	1 LAP	2:30.205
10	1 LAP	2:35.864	34	2 LAPS	2:42.769
126	2 LAPS	2:39.971	11	4.635	2:27.625
90	1 LAP	2:38.419	97	1 LAP	2:35.712
46	11.037	2:26.678	51	3 LAPS	2:51.547
207	2 LAPS	2:39.195	46	12.482	2:26.524
52	1 LAP	2:35.283	10	1 LAP	2:36.204
94	16.128	2:28.283	126	2 LAPS	2:39.074
37	25.761	2:28.697	86	2 LAPS	2:45.309
47	2 LAPS	2:40.321	94	20.235	2:29.186
81	1 LAP	2:46.639	90	1 LAP	2:35.789
144	1 LAP	2:38.825	207	2 LAPS	2:37.041
188	3 LAPS	2:53.860	52	1 LAP	2:34.499
7	1 LAP	2:33.487	37	26.996	2:26.314
92	1 LAP	2:26.949	47	2 LAPS	2:39.189
32	41.066	2:29.839	92	1 LAP	2:27.389
57	3 LAPS	2:50.167	81	1 LAP	2:36.277
35	2 LAPS	2:40.482	32	45.681	2:29.694
89	1 LAP	2:38.011	144	1 LAP	2:37.502
160	48.504	2:30.250	160	54.793	2:31.368
165	58.280	2:30.008	7	1 LAP	2:42.953
275	1 LAP	2:34.849	89	1 LAP	2:42.854
60	2 LAPS	2:45.925	35	2 LAPS	2:44.767
80	1:01.945	2:31.034	165	1:03.639	2:30.438
38	1 LAP	2:37.988	188	3 LAPS	2:52.694
75	1:04.921	2:27.642	80	1:07.512	2:30.646
71	1:07.174	2:30.303	57	3 LAPS	2:51.159
78	3 LAPS	3:01.692	75	1:09.672	2:29.830
233	1 LAP	2:40.122	275	1 LAP	2:37.613
53	1:27.936	2:31.425	71	1:13.134	2:31.039
96	1 LAP	2:41.007	38	1 LAP	2:36.707
39	1 LAP	2:47.220	60	2 LAPS	2:45.526
113	1:50.781	2:33.023	233	1 LAP	2:39.718
171	2 LAPS	2:57.187	53	1:33.932	2:31.075
124	1:57.128	2:31.002	78	3 LAPS	2:59.784
72	1:57.832	2:31.082	96	1 LAP	2:41.480
28	2:04.809	2:29.782	113	1:57.482	2:31.780
123	2 LAPS	2:45.554	39	1 LAP	2:43.632
9	2:15.248	2:32.143	124	2:04.181	2:32.132
159	4 LAPS	2:51.459	72	2:04.581	2:31.828
33	1 LAP	2:42.079	28	2:10.441	2:30.711
			9	2:24.146	2:33.977
			171	2 LAPS	2:57.229
			123	2 LAPS	2:46.004
			33	1 LAP	2:42.055
			159	4 LAPS	2:52.677

**Session Start: 19:23:40 - Finish: 20:13:44**  
**Weather/Track Conditions: Cloud / Dry**  
**Circuit: Silverstone Historic Grand Prix**  
**Track Length: 5.857 Km - 3.6394 miles**

# Silverstone Classic - 29 - 31 Jul 2016

## International Trophy for Classic GT Cars (Pre '66)

### Race 10 - Lap Chart

Lap 1			Lap 2			Lap 3			Lap 4			Lap 5			Lap 6		
NO	Behind	Laptime	NO	Behind	Laptime	NO	Behind	Laptime	NO	Behind	Laptime	NO	Behind	Laptime	NO	Behind	Laptime
63	43.242	3:09.877	50	1:13.705	2:54.991	128	1:35.570	2:54.131	128	2:01.585	2:51.361						
50	43.310	3:09.945	188	1:13.891	2:55.001	57	1:35.922	2:53.112	57	2:02.168	2:51.592						
188	43.486	3:10.121	66	1:15.638	2:54.880	50	1:41.637	2:53.522	50	2:04.909	2:48.618						
66	45.354	3:11.989				188	1:42.602	2:54.301	188	2:09.884	2:52.628						
						66	1:44.388	2:54.340	66	2:13.822	2:54.780						

**Session Start: 19:23:40 - Finish: 20:13:44**  
**Weather/Track Conditions: Cloud / Dry**  
**Circuit: Silverstone Historic Grand Prix**  
**Track Length: 5.857 Km - 3.6394 miles**

# Silverstone Classic - 29 - 31 Jul 2016

## International Trophy for Classic GT Cars (Pre '66)

### Race 10 - Lap Chart

Lap 7			Lap 8			Lap 9			Lap 10			Lap 11			Lap 12		
NO	Behind	Laptime	NO	Behind	Laptime	NO	Behind	Laptime	NO	Behind	Laptime	NO	Behind	Laptime	NO	Behind	Laptime
			34	2:17.870	2:41.337							81	3:15.574	2:34.716	38	2:59.580	2:37.466
			171	2:23.313	2:41.986										51	1 LAP	2:52.895

**Session Start: 19:23:40 - Finish: 20:13:44**  
**Weather/Track Conditions: Cloud / Dry**  
**Circuit: Silverstone Historic Grand Prix**  
**Track Length: 5.857 Km - 3.6394 miles**

# Silverstone Classic - 29 - 31 Jul 2016

## International Trophy for Classic GT Cars (Pre '66)

### Race 10 - Lap Chart

Lap 13			Lap 14			Lap 15			Lap 16			Lap 17			Lap 18		
NO	Behind	Laptime	NO	Behind	Laptime	NO	Behind	Laptime	NO	Behind	Laptime	NO	Behind	Laptime	NO	Behind	Laptime

*Session Start: 19:23:40 - Finish: 20:13:44*  
*Weather/Track Conditions: Cloud / Dry*  
*Circuit: Silverstone Historic Grand Prix*  
*Track Length: 5.857 Km - 3.6394 miles*



# Silverstone Classic - 29 - 31 Jul 2016

## International Trophy for Classic GT Cars (Pre '66)

### Race 10 - Lap Chart

Lap 19			Lap 20		
NO	Behind	Laptime	NO	Behind	Laptime

**Session Start: 19:23:40 - Finish: 20:13:44**  
**Weather/Track Conditions: Cloud / Dry**  
**Circuit: Silverstone Historic Grand Prix**  
**Track Length: 5.857 Km - 3.6394 miles**



**Silverstone Classic - 29 - 31 Jul 2016**

**Group C**  
**Race 11 - Classification**

**Sheet No:**

POS	NO	DRIVER/S	CLASS	CLASS POS	CAR MAKE / MODEL	TIME	LAPS	GAP	DIFF	MPH	BEST	ON
1	9	Nathan Kinch	C3A	1	Lola T92/10	31:47.913	17	-- 17 laps		116.7	1:50.875	12
2	23	Katsu Kubota	C1A	1	Nissan RC90K	32:39.655	17	51.742	51.742	113.6	1:53.242	10
3	6	Mark Sumpter	C3A	2	Porsche 962	32:45.798	17	57.885	6.143	113.3	1:54.073	3
4	77	Robin Ward	C1A	2	Spice SE90C	31:50.310	16	-- 16 laps	1:00.329	109.7	1:57.396	15
5	14	Tommy Dreelan	C1A	3	Porsche 962	33:13.707	16	1:23.397	1:23.397	105.1	2:01.832	9
6	98	Eric De Doncker	C1A	4	Spice SE90C	33:21.343	16	1:31.033	7.636	104.7	2:03.037	8
7	151	Mike Wrigley	C2A	1	Argo JM19C	33:31.017	16	1:40.707	9.674	104.2	2:04.122	5
8	71	Georg Kjallgren	C1A	5	Courage C26S	33:48.421	16	1:58.111	17.404	103.3	2:03.776	10
9	111	Frederic Da Rocha	C2A	2	Spice SE88C	32:29.487	15	-- 15 laps	1:10.725	100.8	2:08.519	14
10	44	Peter Schleifer	C1B	1	March 84G	33:24.416	15	54.929	54.929	98.05	2:08.745	8
11	22	Christian Perrier	C1B	2	March 85G	33:24.926	15	55.439	0.510	98.02	2:10.622	4
12	3	Peter Garrod	C3A	3	Lola T92	32:21.184	14	-- 14 laps	1:08.204	94.49	2:13.795	2
13	66	Douglas Titford	C1B	3	EMKA C84/1	33:47.805	14	1:26.621	1:26.621	90.45	2:21.808	10
----- NOT CLASSIFIED -----												
DNF	17	Christophe D'Ansembourg	C3A		Jaguar XJR14	31:05.007	16	-- 16 laps		112.4	1:53.559	14
DNF	27	Bob Berridge	C3A		Nissan R93	23:29.260	12	-- 12 laps	29.991	111.5	1:54.494	3
DNF	29	Phil Hall	C1A		Spice SE90C	25:24.008	12	1:54.748	1:54.748	103.1	2:00.681	7
DNF	177	Frank Lyons	C2A		ALD C289	10:58.339	5	-- 5 laps --	6.450	99.50	2:09.958	3

----- FASTEST LAP SUMMARY -----

NO	DRIVER/S	CLASS	CAR MAKE / MODEL	FASTEST LAP	ON	MPH
9	Nathan Kinch	C3A	Lola T92/10	1:50.875	12	118.17
23	Katsu Kubota	C1A	Nissan RC90K	1:53.242	10	115.70
151	Mike Wrigley	C2A	Argo JM19C	2:04.122	5	105.56
44	Peter Schleifer	C1B	March 84G	2:08.745	8	101.77

Car 27 - PLEASE REMOVE ONE OF YOUR TRANSPONDERS FOR NEXT RACE

Session Start: 20:30:16 - Finish: 21:01:40

Weather/Track Conditions: Cloud / Dry

Circuit: Silverstone Historic Grand Prix

Track Length: 5.857 Km - 3.6394 miles

These results are provisional until the conclusion of any judicial and technical matters.

Clerk of the Course:

Timekeeper:

Issued at:





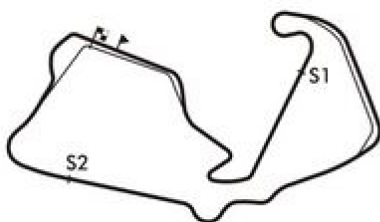


# Silverstone Classic - 29 - 31 Jul 2016

## Group C

### Race 11 - Best Sector Times

POS	NO	DRIVER/S	Sector 1			Sector 2			Sector 3			IDEAL LAP	BEST LAP	On
			TIME	LAP	POS	TIME	LAP	POS	TIME	LAP	POS			
1	9	Nathan Kinch	34.984	10	1	55.619	12	1	19.795	15	1	1:50.398	<b>1:50.875</b>	<b>12</b>
2	23	Katsu Kubota	35.435	11	2	56.140	12	2	20.906	14	4	1:52.481	<b>1:53.242</b>	<b>10</b>
3	6	Mark Sumpster	35.961	12	4	57.163	4	5	20.716	3	3	1:53.840	<b>1:54.073</b>	<b>3</b>
4	77	Robin Ward	36.771	15	6	58.703	15	6	21.472	14	6	1:56.946	<b>1:57.396</b>	<b>15</b>
5	14	Tommy Dreelan	38.628	9	9	1:00.508	9	8	22.682	15	8	2:01.818	<b>2:01.832</b>	<b>9</b>
6	98	Eric De Doncker	38.375	9	8	1:00.641	7	9	23.424	8	11	2:02.440	<b>2:03.037</b>	<b>8</b>
7	151	Mike Wrigley	39.020	11	11	1:01.742	5	11	22.813	8	9	2:03.575	<b>2:04.122</b>	<b>5</b>
8	71	Georg Kjallgren	38.888	10	10	1:01.335	14	10	23.392	10	10	2:03.615	<b>2:03.776</b>	<b>10</b>
9	111	Frederic Da Rocha	39.827	10	13	1:03.179	14	12	24.551	9	13	2:07.557	<b>2:08.519</b>	<b>14</b>
10	44	Peter Schleifer	39.757	8	12	1:03.941	8	14	24.821	4	15	2:08.519	<b>2:08.745</b>	<b>8</b>
11	22	Christian Perrier	40.770	4	15	1:05.256	12	16	24.325	3	12	2:10.351	<b>2:10.622</b>	<b>4</b>
12	3	Peter Garrod	41.525	3	16	1:05.090	2	15	25.334	1	16	2:11.949	<b>2:13.795</b>	<b>2</b>
13	66	Douglas Titford	43.468	8	17	1:09.319	9	17	27.475	10	17	2:20.262	<b>2:21.808</b>	<b>10</b>
14	17	Christophe D'Ansembourg	35.629	12	3	56.598	3	3	20.492	10	2	1:52.719	<b>1:53.559</b>	<b>14</b>
15	27	Bob Berridge	36.025	6	5	56.809	4	4	21.239	11	5	1:54.073	<b>1:54.494</b>	<b>3</b>
16	29	Phil Hall	37.263	12	7	59.785	9	7	22.207	9	7	1:59.255	<b>2:00.681</b>	<b>7</b>
17	177	Frank Lyons	40.381	2	14	1:03.850	3	13	24.707	4	14	2:08.938	<b>2:09.958</b>	<b>3</b>



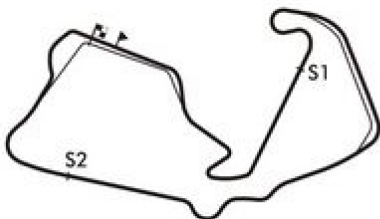
**Session Start: 20:30:16 - Finish: 21:01:40**  
**Weather/Track Conditions: Cloud / Dry**  
**Circuit: Silverstone Historic Grand Prix**  
**Track Length: 5.857 Km - 3.6394 miles**

# Silverstone Classic - 29 - 31 Jul 2016

## Group C

### Race 11 - Best Sector Speeds

	NO	SECTOR 1	MPH	NO	SECTOR 2	MPH	NO	SECTOR 3	MPH
1	23	Katsu Kubota	172.1	23	Katsu Kubota	182.9	17	Christophe D'Ansembourg	128.8
2	27	Bob Berridge	169.5	27	Bob Berridge	179.9	9	Nathan Kinch	127.3
3	17	Christophe D'Ansembourg	162.1	17	Christophe D'Ansembourg	169.0	23	Katsu Kubota	124.3
4	6	Mark Sumpter	160.9	14	Tommy Dreelan	167.4	27	Bob Berridge	123.8
5	77	Robin Ward	159.0	77	Robin Ward	166.9	77	Robin Ward	122.5
6	9	Nathan Kinch	156.8	6	Mark Sumpter	166.5	6	Mark Sumpter	118.1
7	29	Phil Hall	156.4	9	Nathan Kinch	162.1	29	Phil Hall	117.9
8	14	Tommy Dreelan	155.3	29	Phil Hall	162.1	14	Tommy Dreelan	115.3
9	71	Georg Kjallgren	155.0	98	Eric De Doncker	161.7	98	Eric De Doncker	114.7
10	98	Eric De Doncker	155.0	44	Peter Schleifer	160.2	151	Mike Wrigley	110.6
11	111	Frederic Da Rocha	152.5	111	Frederic Da Rocha	160.2	71	Georg Kjallgren	110.2
12	151	Mike Wrigley	148.8	71	Georg Kjallgren	157.2	3	Peter Garrod	110.0
13	44	Peter Schleifer	144.3	22	Christian Perrier	156.1	44	Peter Schleifer	109.1
14	22	Christian Perrier	143.1	151	Mike Wrigley	155.0	177	Frank Lyons	106.7
15	177	Frank Lyons	142.8	177	Frank Lyons	154.3	22	Christian Perrier	105.7
16	3	Peter Garrod	140.7	3	Peter Garrod	151.5	111	Frederic Da Rocha	102.8
17	66	Douglas Titford	140.1	66	Douglas Titford	150.8	66	Douglas Titford	100.6



**Session Start: 20:30:16 - Finish: 21:01:40**  
**Weather/Track Conditions: Cloud / Dry**  
**Circuit: Silverstone Historic Grand Prix**  
**Track Length: 5.857 Km - 3.6394 miles**

# Silverstone Classic - 29 - 31 Jul 2016

## Group C

### Race 11 - Lap Chart

Lap 1			Lap 2			Lap 3			Lap 4			Lap 5			Lap 6		
NO	Behind	Laptime	NO	Behind	Laptime	NO	Behind	Laptime	NO	Behind	Laptime	NO	Behind	Laptime	NO	Behind	Laptime
9		1:54.512	9		1:52.500	9		1:51.603	9		1:51.758	9		1:52.045	9		1:51.284
27	1.910	1:56.422	27	4.071	1:54.661	27	6.962	1:54.494	27	10.012	1:54.808	27	13.198	1:55.231	3	1 LAP	2:19.897
17	2.872	1:57.384	23	6.047	1:54.314	23	8.407	1:53.963	23	10.491	1:53.842	23	13.772	1:55.326	27	16.606	1:54.692
23	4.233	1:58.745	17	6.372	1:56.000	17	8.657	1:53.888	17	11.024	1:54.125	17	13.951	1:54.972	23	17.159	1:54.671
6	5.364	1:59.876	6	8.176	1:55.312	6	10.646	1:54.073	6	13.220	1:54.332	6	16.053	1:54.878	17	17.459	1:54.792
77	7.582	2:02.094	77	13.036	1:57.954	77	20.101	1:58.668	77	26.561	1:58.218	66	1 LAP	2:27.111	6	19.004	1:54.235
14	11.197	2:05.709	14	22.059	2:03.362	14	33.609	2:03.153	14	45.942	2:04.091	77	33.521	1:59.005	77	41.284	1:59.047
71	14.545	2:09.057	71	27.921	2:05.876	98	41.353	2:04.662	98	56.287	2:06.692	14	57.955	2:04.058	66	1 LAP	2:24.704
98	15.001	2:09.513	98	28.294	2:05.793	71	43.011	2:06.693	71	57.991	2:06.738	98	1:09.209	2:04.967	14	1:10.707	2:04.036
151	15.898	2:10.410	151	28.706	2:05.308	151	43.303	2:06.200	151	58.601	2:07.056	71	1:10.147	2:04.201	98	1:21.619	2:03.694
177	19.808	2:14.320	111	39.418	2:09.354	111	57.873	2:10.058	111	1:16.430	2:10.315	151	1:10.678	2:04.122	71	1:23.235	2:04.372
22	21.210	2:15.722	177	39.938	2:12.630	177	58.293	2:09.958	177	1:16.767	2:10.232	29	1:29.471	2:04.426	151	1:23.715	2:04.321
111	22.564	2:17.076	22	40.443	2:11.733	22	59.782	2:10.942	29	1:17.090	2:06.706	111	1:34.872	2:10.487	29	1:39.958	2:01.771
44	23.624	2:18.136	44	41.786	2:10.662	44	1:00.928	2:10.745	22	1:18.646	2:10.622	177	1:35.921	2:11.199	111	1:53.580	2:09.992
3	24.397	2:18.909	3	45.692	2:13.795	29	1:02.142	2:03.749	44	1:19.822	2:10.652	44	1:38.956	2:11.179			
66	35.833	2:30.345	29	49.996	2:06.424	3	1:08.690	2:14.601	3	1:39.293	2:22.361	22	1:39.578	2:12.977			
29	36.072	2:30.584	66	1:07.944	2:24.611	66	1:39.805	2:23.464									

**Session Start: 20:30:16 - Finish: 21:01:40**  
**Weather/Track Conditions: Cloud / Dry**  
**Circuit: Silverstone Historic Grand Prix**  
**Track Length: 5.857 Km - 3.6394 miles**



# Silverstone Classic - 29 - 31 Jul 2016

## Group C

### Race 11 - Lap Chart

Lap 7			Lap 8			Lap 9			Lap 10			Lap 11			Lap 12		
NO	Behind	Laptime	NO	Behind	Laptime	NO	Behind	Laptime	NO	Behind	Laptime	NO	Behind	Laptime	NO	Behind	Laptime
9		1:53.687	9		1:51.859	9		1:51.504	9		1:52.376	9		1:53.255	9		1:50.875
22	1 LAP	2:14.280	111	1 LAP	2:08.806	29	1 LAP	2:03.461	98	1 LAP	2:03.671	3	2 LAPS	2:18.130	14	1 LAP	2:04.373
44	1 LAP	2:24.438	27	21.814	1:54.997	66	2 LAPS	2:25.167	71	1 LAP	2:04.749	14	1 LAP	2:04.457	98	1 LAP	2:04.736
27	18.676	1:55.757	17	22.391	1:54.850	27	25.267	1:54.957	151	1 LAP	2:04.541	98	1 LAP	2:05.108	71	1 LAP	2:04.513
23	19.167	1:55.695	23	26.106	1:58.798	17	25.398	1:54.511	29	1 LAP	2:01.193	71	1 LAP	2:03.776	17	32.011	1:54.628
17	19.400	1:55.628	6	26.407	1:57.922	23	30.135	1:55.533	17	27.363	1:54.341	151	1 LAP	2:04.745	151	1 LAP	2:05.597
6	20.344	1:55.027	22	1 LAP	2:13.623	6	30.817	1:55.914	27	28.942	1:56.051	17	28.258	1:54.150	23	35.894	1:54.923
3	1 LAP	2:21.918	44	1 LAP	2:11.155	111	1 LAP	2:09.630	23	31.001	1:53.242	27	31.220	1:55.533	6	38.562	1:54.818
77	46.627	1:59.030	77	56.007	2:01.239	22	1 LAP	2:11.614	6	33.378	1:54.937	23	31.846	1:54.100	3	2 LAPS	2:23.312
66	1 LAP	2:23.279	3	1 LAP	2:16.773	44	1 LAP	2:08.745	66	2 LAPS	2:22.140	6	34.619	1:54.496	29	1 LAP	2:02.743
14	1:26.244	2:09.224	14	1:38.507	2:04.122	77	1:04.707	2:00.204	111	1 LAP	2:08.652	29	1 LAP	2:17.201	27	1:02.002	2:21.657
98	1:31.582	2:03.650	98	1:42.760	2:03.037	3	1 LAP	2:17.557	22	1 LAP	2:11.234	66	2 LAPS	2:22.881	111	1 LAP	2:09.670
71	1:34.251	2:04.703	71	1:46.468	2:04.076	14	1:48.835	2:01.832	44	1 LAP	2:09.749	111	1 LAP	2:09.487	77	1:29.032	1:58.273
151	1:34.450	2:04.422	151	1:47.779	2:05.188				77	1:12.507	2:00.176	77	1:21.634	2:02.382	66	2 LAPS	2:21.808
29	1:46.952	2:00.681										44	1 LAP	2:11.591	44	1 LAP	2:12.043
												22	1 LAP	2:25.790			

**Session Start: 20:30:16 - Finish: 21:01:40**  
**Weather/Track Conditions: Cloud / Dry**  
**Circuit: Silverstone Historic Grand Prix**  
**Track Length: 5.857 Km - 3.6394 miles**

# Silverstone Classic - 29 - 31 Jul 2016

## Group C

### Race 11 - Lap Chart

Lap 13			Lap 14			Lap 15			Lap 16			Lap 17		
NO	Behind	Laptime	NO	Behind	Laptime	NO	Behind	Laptime	NO	Behind	Laptime	NO	Behind	Laptime
9		1:52.051	9		1:51.715	9		1:51.486	9		1:52.149	9		1:53.254
22	2 LAPS	2:13.183	66	3 LAPS	2:23.096	111	2 LAPS	2:09.367	3	3 LAPS	2:17.626	77	1 LAP	1:59.153
14	1 LAP	2:05.084	44	2 LAPS	2:13.392	17	41.104	1:56.367	111	2 LAPS	2:08.519	3	3 LAPS	2:19.492
17	34.379	1:54.419	22	2 LAPS	2:12.123	23	43.766	1:54.477	23	48.338	1:56.721	111	2 LAPS	2:09.110
23	39.012	1:55.169	17	36.223	1:53.559	44	2 LAPS	2:17.243	6	55.322	1:56.639	23	51.742	1:56.658
98	1 LAP	2:06.610	23	40.775	1:53.478	6	50.832	1:55.823	17	1:10.348	2:21.393	6	57.885	1:55.817
6	43.063	1:56.552	6	46.495	1:55.147	66	3 LAPS	2:28.791	44	2 LAPS	2:17.230	14	1 LAP	2:03.214
71	1 LAP	2:07.056	14	1 LAP	2:06.664	22	2 LAPS	2:14.194	14	1 LAP	2:04.183	98	1 LAP	2:05.990
151	1 LAP	2:06.384	98	1 LAP	2:05.014	14	1 LAP	2:06.145	22	2 LAPS	2:14.943	44	2 LAPS	2:17.456
29	1 LAP	2:05.069	71	1 LAP	2:04.861	98	1 LAP	2:04.066	98	1 LAP	2:04.140	22	2 LAPS	2:11.946
3	2 LAPS	2:18.714	151	1 LAP	2:04.893	71	1 LAP	2:03.810	71	1 LAP	2:04.281	151	1 LAP	2:06.805
77	1:35.887	1:58.906	3	2 LAPS	2:18.099	151	1 LAP	2:05.085	66	3 LAPS	2:26.279	66	3 LAPS	2:24.129
111	1 LAP	2:08.964	77	1:42.737	1:58.565	77	1:48.647	1:57.396	151	1 LAP	2:05.940	71	1 LAP	2:29.659

**Session Start: 20:30:16 - Finish: 21:01:40**  
**Weather/Track Conditions: Cloud / Dry**  
**Circuit: Silverstone Historic Grand Prix**  
**Track Length: 5.857 Km - 3.6394 miles**



**Silverstone Classic - 29 - 31 Jul 2016**

**Group C**

**Race 17 - Starting Grid - AMENDED**

Sheet No:

Start Time : 15:35 - Heat Duration : 30 Minutes

8	15	<b>3</b> Peter Garrod	
7	13	<b>22</b> Christian Perrier	14 <b>44</b> Peter Schleifer
6	11	<b>66</b> Trevor Reeves	12 <b>111</b> Frederic Da Rocha
5	9	<b>151</b> Mike Wrigley	10 <b>177</b> Frank Lyons
4	7	<b>71</b> Georg Kjallgren	8 <b>98</b> Eric De Doncker
3	5	<b>77</b> Robin Ward	6 <b>14</b> Tommy Dreelan
2	3	<b>23</b> Katsu Kubota	4 <b>6</b> Mark Sumpter
1	1	<b>9</b> Nathan Kinch	2 <b>27</b> Bob Berridge
ROW	<b>Pole Right</b>		

Cars 17 & 29 Withdrawn

Circuit: Silverstone Historic Grand Prix  
Track Length: 5.857 Km - 3.6394 miles

These results are provisional until the conclusion of any judicial and technical matters.

Clerk of the Course:

Timekeeper:

Issued at:



## Silverstone Classic - 29 - 31 Jul 2016

### Commander Yorke Trophy for Historic Formula Junior Race 12 - Classification - AMENDED

<b>Sheet No:</b>
------------------

POS	NO	DRIVER/S	CLASS	CLASS POS	CAR MAKE / MODEL	TIME	LAPS	GAP	DIFF	MPH	BEST	ON
1	53	Sam Wilson	E1	1	Lotus 20/22	21:26.708	9	-- 9 laps --		91.64	2:21.513	6
2	79	Andrew Hibberd	E1	2	Lotus 22	21:26.931	9	0.223	0.223	91.62	2:21.823	8
3	57	Callum Grant	E1	3	Merlyn Mk5/7	21:42.304	9	15.596	15.373	90.54	2:23.074	5
4	66	Cameron Jackson	E1	4	Brabham BT2	21:45.909	9	19.201	3.605	90.29	2:24.073	9
5	181	Gregory Thornton	E1	5	Lotus 22	21:56.956	9	30.248	11.047	89.53	2:24.279	9
6	69	Stuart Roach	E1	6	Alexis Mk4	21:59.016	9	32.308	2.060	89.39	2:25.330	6
7	92	Westie Mitchell	E1	7	DeTomaso 63	22:03.497	9	36.789	4.481	89.09	2:24.284	7
8	82	Andrew Garside	E1	8	Lotus 20	22:29.042	9	1:02.334	25.545	87.40	2:27.070	8
9	83	Martin Walford	E1	9	Lotus 22	22:30.415	9	1:03.707	1.373	87.32	2:27.173	8
10	80	Nicholas Fennell	E1	10	Lotus 27	22:35.187	9	1:08.479	4.772	87.00	2:25.957	7
11	65	Urs Mueller	E1	11	Lotus 20/22	22:37.198	9	1:10.490	2.011	86.88	2:28.414	8
12	58	Richard Smeeton	E1	12	Wainer 63	22:40.057	9	1:13.349	2.859	86.69	2:26.550	5
13	33	Christopher Drake	B2	1	Terrier Mk4	22:47.917	9	1:21.209	7.860	86.20	2:30.242	6
14	32	Ray Mallock	B2	2	U2 Mk2	22:54.635	9	1:27.927	6.718	85.77	2:30.525	5
15	41	Harrison Scott	C2	1	Cooper T56	22:55.988	9	1:29.280	1.353	85.69	2:29.360	6
16	161	Andrew Beaumont	E1	13	Lotus 22	23:07.386	9	1:40.678	11.398	84.99	2:28.118	6
17	183	Jonathan Fyda	D2	1	U2 Mk3	23:11.562	9	1:44.854	4.176	84.73	2:31.445	7
18	50	David Innes	E1	14	Lotus 27	23:13.567	9	1:46.859	2.005	84.61	2:32.605	7
19	88	Lukas Halusa	D2	2	Lotus 20	23:14.108	9	1:47.400	0.541	84.58	2:30.069	8
20	48	John Delane	D2	3	Lotus 18	23:17.609	9	1:50.901	3.501	84.36	2:32.162	6
21	76	John Rees	E1	15	Lotus 22	23:37.143	9	2:10.435	19.534	83.20	2:33.475	8
22	14	Crispian Besley	C2	2	Cooper T56	23:39.983	9	2:13.275	2.840	83.04	2:34.191	7
23	98	Chris Merrick	E1	16	Cooper T59	23:40.319	9	2:13.611	0.336	83.02	2:33.848	9
24	43	Ian Simmonds	C2	3	Envoy Mk1	21:31.477	8	-- 8 laps --	25.006	81.16	2:39.223	7
25	2	Christopher Milner	E1	17	Lotus 20/22	21:39.902	8	8.425	8.425	80.63	2:36.578	8
26	46	Chris Alford	C2	4	Elva 200	21:45.941	8	14.464	6.039	80.26	2:38.054	3
27	77	Richard Nitschke	E1	18	Elfin Catalina	21:47.011	8	15.534	1.070	80.19	2:38.759	8
28	283	Arlette Mueller	E1	19	Lotus 22	22:08.211	8	36.734	21.200	78.91	2:38.612	4
29	15	Ian Phillips	B2	3	BMC Mk1	22:25.246	8	53.769	17.035	77.91	2:44.981	4
30	39	Simon Durling	C1	1	Lotus 18	22:26.124	8	54.647	0.878	77.86	2:45.225	6
31	90	Andrew Hayden	D2	4	Envoy Mk3	22:33.349	8	1:01.872	7.225	77.45	2:39.205	5
32	51	Larry Kinch	B2	4	Gemini Mk11	22:35.043	8	1:03.566	1.694	77.35	2:46.566	4
33	30	Trevor Griffiths	C2	5	Emeryson FJ	22:40.347	8	1:08.870	5.304	77.04	2:44.049	7
34	94	Geoff Underwood	D2	5	Dolphin FJ	22:44.694	8	1:13.217	4.347	76.80	2:46.188	7
35	9	Patrick Barford	B2	5	Lola Mk2	23:14.570	8	1:43.093	29.876	75.15	2:50.770	7
36	99	Simon Jones	B2	6	Elva 100	23:20.693	8	1:49.216	6.123	74.83	2:50.898	8
37	74	Francesco Baldanza	E1	20	Lotus 22	23:21.265	8	1:49.788	0.572	74.79	2:49.884	8
38	54	Martin Halusa	E1	21	Lotus 22	23:33.891	8	2:02.414	12.626	74.13	2:46.488	8
39	16	Peter Fenichel	A	1	Stanguellini FJ	24:02.034	8	2:30.557	28.143	72.68	2:54.118	8

Cars 28 & 34 require working transponders - Regulation Q.12.2.1 refers.

Session Start: 09:05:30 - Finish: 09:26:56

Weather/Track Conditions: Cloud / Dry

Circuit: Silverstone Historic Grand Prix

Track Length: 5.857 Km - 3.6394 miles

These results are provisional until the conclusion of any judicial and technical matters.

Clerk of the Course:

Timekeeper:

Issued at:



**Silverstone Classic - 29 - 31 Jul 2016**

**Commander Yorke Trophy for Historic Formula Junior**

**Race 12 - Classification - AMENDED**

**Sheet No:**

40	190	Mike Gosbell	B1	1	Nota FJ	21:35.163	7	-- 7 laps --	27.247	70.81	2:58.030	7
41	26	Roger Dexter	B2	7	Elva-DKW 100	21:35.540	7	0.377	0.377	70.79	2:59.453	7
42	28	Anthony Nobles	A	2	Volpini FJ	22:48.123	7	1:12.960	1:12.583	67.03	3:10.629	5
43	114	Julia De Baldanza	A	3	OSCA FJ	24:55.337	7	3:20.174	2:07.214	61.33	3:24.577	6
----- NOT CLASSIFIED -----												
DNF	61	Simon Diffey	E1		Lotus 20	10:04.379	4	-- 4 laps --	7:05.170	86.71	2:28.882	3
DNF	72	Chris Chilcott	E1		Brabham BT2	7:58.008	3	-- 3 laps --	23.014	82.23	2:35.448	3
DNF	36	Tony Best	E1		Lotus 20/22	9:49.468	3	1:51.460	1:51.460	66.67	2:47.092	3
DNF	71	James Hicks	D2		Caravelle Mk3	5:14.003	2	-- 2 laps --		83.44	2:32.550	2
DNF	70	John Fyda	E1		Brabham BT6	2:33.055	1	-- 1 laps --		85.60	2:33.055	1
DNF	19	Ralf Emmerling	B2		Gemini Mk2	2:47.089	1	14.034	14.034	78.41	2:47.089	1
DNF	34	Nick Finburgh	C2		Envoy Mk1	2:47.755	1	14.700	0.666	78.10	2:47.755	1
DNF	171	Andrew Thorpe	D2		Lotus 20	3:10.843	1	37.788	23.088	68.65	3:10.843	1
DNF	63	Greg Audi	E1		Lotus 22							
DNF	194	Johannes Kistler	E1		Lotus 22							
DNF	42	Martin Aubert	D2		Lotus 20							

----- FASTEST LAP SUMMARY -----

NO	DRIVER/S	CLASS	CAR MAKE / MODEL	FASTEST LAP	ON	MPH
53	Sam Wilson	E1	Lotus 20/22	2:21.513	6	92.58
41	Harrison Scott	C2	Cooper T56	2:29.360	6	87.72
88	Lukas Halusa	D2	Lotus 20	2:30.069	8	87.30
33	Christopher Drake	B2	Terrier Mk4	2:30.242	6	87.20
39	Simon Durling	C1	Lotus 18	2:45.225	6	79.30
16	Peter Fenichel	A	Stanguellini FJ	2:54.118	8	75.25
190	Mike Gosbell	B1	Nota FJ	2:58.030	7	73.59

Cars 28 & 34 require working transponders - Regulation Q.12.2.1 refers.

*Session Start: 09:05:30 - Finish: 09:26:56*

*Weather/Track Conditions: Cloud / Dry*

*Circuit: Silverstone Historic Grand Prix*

*Track Length: 5.857 Km - 3.6394 miles*

These results are provisional until the conclusion of any judicial and technical matters.

Clerk of the Course:

Timekeeper:

Issued at:









# Silverstone Classic - 29 - 31 Jul 2016

## Commander Yorke Trophy for Historic Formula Junior

### Race 12 - Sector Analysis

<b>63 Greg Audi (E1)</b>									Lotus 22										
lap	Sect-1	Speed	Sect-2	Speed	Sect-3	Speed	TopSpeed	laptime	pit	lap	Sect-1	Speed	Sect-2	Speed	Sect-3	Speed	Topspeed	laptime	pit

<b>65 Urs Mueller (E1)</b>									Lotus 20/22										
lap	Sect-1	Speed	Sect-2	Speed	Sect-3	Speed	TopSpeed	laptime	pit	lap	Sect-1	Speed	Sect-2	Speed	Sect-3	Speed	Topspeed	laptime	pit
1		119.4	1:14.118	124.3	28.002	89.7		2:34.287		6	47.396	119.2	1:13.892	124.5	27.988	91.2		2:29.276	
2	48.700	116.7	1:14.223	123.6	27.522	92.4		2:30.445		7	47.564	119.4	1:14.816	123.6	28.313	82.4		2:30.693	
3	46.862	120.1	1:15.003	123.4	27.558	92.8		2:29.423		8	46.887	118.6	1:13.696	124.0	27.831	90.9		2:28.414	
4	47.458	118.4	1:15.070	123.4	28.510	92.8		2:31.038		9	46.896	118.6	1:14.118	123.8	27.914	90.9		2:28.928	
5	46.445	119.2	1:20.247	123.8	28.002	92.4		2:34.694		10									

<b>66 Cameron Jackson (E1)</b>									Brabham BT2										
lap	Sect-1	Speed	Sect-2	Speed	Sect-3	Speed	TopSpeed	laptime	pit	lap	Sect-1	Speed	Sect-2	Speed	Sect-3	Speed	Topspeed	laptime	pit
1		113.9	1:13.006	121.4	26.850	93.1		2:28.153		6	45.132	116.1	1:12.793	119.8	26.198	94.1		2:24.123	
2	46.433	115.9	1:12.263	118.8	26.304	93.7		2:25.000		7	45.168	118.6	1:12.885	119.2	26.433	94.3		2:24.486	
3	45.497	116.3	1:13.836	119.4	26.891	94.3		2:26.224		8	45.140	117.5	1:12.786	119.6	26.254	92.4		2:24.180	
4	45.944	115.7	1:12.877	119.6	26.230	93.2		2:25.051		9	45.099	116.3	1:12.055	122.2	26.919	90.3		2:24.073	
5	45.573	114.7	1:12.756	120.1	26.290	93.9		2:24.619		10									

<b>69 Stuart Roach (E1)</b>									Alexis Mk4										
lap	Sect-1	Speed	Sect-2	Speed	Sect-3	Speed	TopSpeed	laptime	pit	lap	Sect-1	Speed	Sect-2	Speed	Sect-3	Speed	Topspeed	laptime	pit
1		119.6	1:13.035	128.1	27.090	92.4		2:30.384		6	46.136	119.8	1:12.652	123.4	26.542	92.3		2:25.330	
2	47.563	116.5	1:12.927	122.5	26.552	92.6		2:27.042		7	45.946	119.6	1:12.346	125.2	27.062	89.7		2:25.354	
3	46.585	117.1	1:13.155	122.7	26.449	92.9		2:26.189		8	45.275	118.6	1:13.158	122.5	27.191	88.7		2:25.624	
4	45.732	117.1	1:12.748	122.2	27.448	86.7		2:25.928		9	45.570	119.8	1:12.953	122.9	26.964	92.1		2:25.487	
5	46.523	117.5	1:14.135	126.1	27.020	90.2		2:27.678		10									

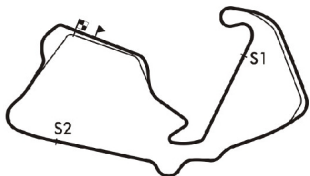
<b>70 John Fyda (E1)</b>									Brabham BT6										
lap	Sect-1	Speed	Sect-2	Speed	Sect-3	Speed	TopSpeed	laptime	pit	lap	Sect-1	Speed	Sect-2	Speed	Sect-3	Speed	Topspeed	laptime	pit
1		121.8	1:13.277	131.3	28.017	89.0		2:33.055		2									

<b>71 James Hicks (D2)</b>									Caravelle Mk3										
lap	Sect-1	Speed	Sect-2	Speed	Sect-3	Speed	TopSpeed	laptime	pit	lap	Sect-1	Speed	Sect-2	Speed	Sect-3	Speed	Topspeed	laptime	pit
1		108.2	1:16.880	123.4	28.748	87.2		2:41.453		2	49.694	114.7	1:14.578	122.9	28.278	88.5		2:32.550	

<b>72 Chris Chilcott (E1)</b>									Brabham BT2										
lap	Sect-1	Speed	Sect-2	Speed	Sect-3	Speed	TopSpeed	laptime	pit	lap	Sect-1	Speed	Sect-2	Speed	Sect-3	Speed	Topspeed	laptime	pit
1		109.5	1:15.279	127.6	29.350	89.1		2:46.557		3	49.628	114.3	1:16.238	124.3	29.582	89.2		2:35.448	
2	50.901	116.5	1:16.079	126.6	29.023	88.9		2:36.003		4									

<b>74 Francesco Baldanza (E1)</b>									Lotus 22										
lap	Sect-1	Speed	Sect-2	Speed	Sect-3	Speed	TopSpeed	laptime	pit	lap	Sect-1	Speed	Sect-2	Speed	Sect-3	Speed	Topspeed	laptime	pit
1		93.2	1:24.332	117.3	33.955	81.1		3:03.569		5	53.996	77.9	1:34.850	112.8	32.266	78.9		3:01.112	
2	55.575	82.0	1:26.979	116.1	34.770	75.7		2:57.324		6	51.980	99.9	1:26.209	114.5	33.157	74.7		2:51.346	
3	54.798	105.0	1:26.542	117.1	33.590	78.7		2:54.930		7	53.180	92.2	1:25.272	115.9	32.474	81.4		2:50.926	
4	53.412	104.5	1:25.341	116.3	33.421	83.2		2:52.174		8	52.539	90.8	1:25.274	116.7	32.071	80.4		2:49.884	

<b>76 John Rees (E1)</b>									Lotus 22										
lap	Sect-1	Speed	Sect-2	Speed	Sect-3	Speed	TopSpeed	laptime	pit	lap	Sect-1	Speed	Sect-2	Speed	Sect-3	Speed	Topspeed	laptime	pit
1		111.1	1:17.314	121.1	28.823	86.1		2:43.148		6	51.704	106.5	1:17.674	120.7	27.887	87.5		2:37.265	
2	53.091	106.4	1:17.200	118.4	29.833	86.4		2:40.124		7	48.262	110.7	1:18.604	115.9	28.030	88.2		2:34.896	
3	50.557	111.8	1:22.268	115.5	28.676	84.2		2:41.501		8	48.636	110.0	1:15.907	118.6	28.932	80.5		2:33.475	
4	49.596	104.2	1:19.252	117.7	28.314	86.6		2:37.162		9	48.520	109.7	1:17.369	116.5	28.936	83.3		2:34.825	
5	48.702	112.0	1:17.612	116.3	28.433	85.7		2:34.747		10									



**Session Start: 09:05:30 - Finish: 09:26:56**  
**Weather/Track Conditions: Cloud / Dry**  
**Circuit: Silverstone Historic Grand Prix**  
**Track Length: 5.857 Km - 3.6394 miles**





# Silverstone Classic - 29 - 31 Jul 2016

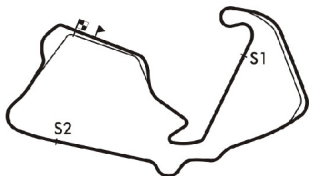
## Commander Yorke Trophy for Historic Formula Junior

### Race 12 - Sector Analysis

190 Mike Gosbell (B1)									Nota FJ										
lap	Sect-1	Speed	Sect-2	Speed	Sect-3	Speed	TopSpeed	laptime	pit	lap	Sect-1	Speed	Sect-2	Speed	Sect-3	Speed	Topspeed	laptime	pit
1		94.7	1:33.544	94.5	37.327	67.8		3:20.633		5	58.048	95.2	1:27.424	107.9	34.694	67.9		3:00.166	
2	1:00.356	84.9	1:31.410	105.8	35.770	65.6		3:07.536		6	57.779	98.8	1:29.979	105.0	33.822	76.0		3:01.580	
3	59.640	90.1	1:30.572	105.7	35.749	67.9		3:05.961		7	56.668	99.6	1:26.254	107.0	35.108	73.9		2:58.030	
4	58.209	107.2	1:28.290	106.5	34.758	71.6		3:01.257		8									

194 Johannes Kistler (E1)									Lotus 22										
lap	Sect-1	Speed	Sect-2	Speed	Sect-3	Speed	TopSpeed	laptime	pit	lap	Sect-1	Speed	Sect-2	Speed	Sect-3	Speed	Topspeed	laptime	pit
1										5									
2										6									
3										7									
4										8									

283 Arlette Mueller (E1)									Lotus 22										
lap	Sect-1	Speed	Sect-2	Speed	Sect-3	Speed	TopSpeed	laptime	pit	lap	Sect-1	Speed	Sect-2	Speed	Sect-3	Speed	Topspeed	laptime	pit
1		87.6	1:26.525	119.4	33.214	82.4		3:09.620		5	49.577	105.7	1:19.445	115.5	31.550	86.3		2:40.572	
2	52.961	98.0	1:24.722	104.0	33.708	83.2		2:51.391		6	49.981	112.2	1:18.874	120.3	31.419	84.4		2:40.274	
3	52.205	105.2	1:23.227	118.8	30.129	87.3		2:45.561		7	49.536	108.4	1:21.835	115.5	30.865	85.2		2:42.236	
4	49.508	108.4	1:19.411	119.8	29.693	87.4		2:38.612		8	49.443	125.0	1:20.232	116.7	30.270	80.6		2:39.945	



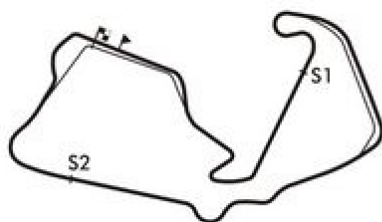
**Session Start: 09:05:30 - Finish: 09:26:56**  
**Weather/Track Conditions: Cloud / Dry**  
**Circuit: Silverstone Historic Grand Prix**  
**Track Length: 5.857 Km - 3.6394 miles**

# Silverstone Classic - 29 - 31 Jul 2016

## Commander Yorke Trophy for Historic Formula Junior

### Race 12 - Best Sector Times

POS	NO	DRIVER/S	Sector 1			Sector 2			Sector 3			IDEAL LAP	BEST LAP	On
			TIME	LAP	POS	TIME	LAP	POS	TIME	LAP	POS			
1	53	Sam Wilson	44.265	8	2	1:10.846	6	2	25.866	5	2	2:20.977	<b>2:21.513</b>	<b>6</b>
2	79	Andrew Hibberd	44.124	8	1	1:10.750	9	1	25.772	2	1	2:20.646	<b>2:21.823</b>	<b>8</b>
3	57	Callum Grant	45.009	4	3	1:11.275	2	3	26.012	5	3	2:22.296	<b>2:23.074</b>	<b>5</b>
4	66	Cameron Jackson	45.099	9	5	1:12.055	9	6	26.198	6	4	2:23.352	<b>2:24.073</b>	<b>9</b>
5	181	Gregory Thornton	45.077	8	4	1:11.763	7	5	26.574	3	7	2:23.414	<b>2:24.279</b>	<b>9</b>
6	69	Stuart Roach	45.275	8	6	1:12.346	7	8	26.449	3	5	2:24.070	<b>2:25.330</b>	<b>6</b>
7	92	Westie Mitchell	45.541	9	8	1:11.587	7	4	26.560	7	6	2:23.688	<b>2:24.284</b>	<b>7</b>
8	82	Andrew Garside	45.528	9	7	1:12.786	8	9	27.161	5	13	2:25.475	<b>2:27.070</b>	<b>8</b>
9	83	Martin Walford	45.620	9	9	1:12.913	8	10	27.198	8	14	2:25.731	<b>2:27.173</b>	<b>8</b>
10	80	Nicholas Fennell	45.682	4	10	1:12.100	8	7	26.843	6	8	2:24.625	<b>2:25.957</b>	<b>7</b>
11	65	Urs Mueller	46.445	5	13	1:13.696	8	14	27.522	2	16	2:27.663	<b>2:28.414</b>	<b>8</b>
12	58	Richard Smeeton	45.713	7	11	1:13.380	5	12	27.052	2	10	2:26.145	<b>2:26.550</b>	<b>5</b>
13	33	Christopher Drake	46.959	5	18	1:15.635	6	22	27.133	7	12	2:29.727	<b>2:30.242</b>	<b>6</b>
14	32	Ray Mallock	46.949	8	17	1:15.360	5	21	27.735	6	18	2:30.044	<b>2:30.525</b>	<b>5</b>
15	41	Harrison Scott	46.823	6	15	1:14.849	7	17	27.074	5	11	2:28.746	<b>2:29.360</b>	<b>6</b>
16	161	Andrew Beaumont	46.870	6	16	1:13.433	7	13	26.928	6	9	2:27.231	<b>2:28.118</b>	<b>6</b>
17	183	Jonathan Fyda	47.723	7	20	1:15.677	6	23	27.775	7	19	2:31.175	<b>2:31.445</b>	<b>7</b>
18	50	David Innes	47.383	5	19	1:15.966	1	25	28.359	7	25	2:31.708	<b>2:32.605</b>	<b>7</b>
19	88	Lukas Halusa	46.682	5	14	1:14.918	7	18	27.667	8	17	2:29.267	<b>2:30.069</b>	<b>8</b>
20	48	John Delane	48.130	6	22	1:15.268	6	19	27.820	5	20	2:31.218	<b>2:32.162</b>	<b>6</b>
21	76	John Rees	48.262	7	24	1:15.907	8	24	27.887	6	21	2:32.056	<b>2:33.475</b>	<b>8</b>
22	14	Crispian Besley	47.949	7	21	1:17.132	5	27	28.166	6	23	2:33.247	<b>2:34.191</b>	<b>7</b>
23	98	Chris Merrick	48.198	7	23	1:16.644	9	26	28.556	4	26	2:33.398	<b>2:33.848</b>	<b>9</b>
24	43	Ian Simmonds	49.578	8	29	1:19.579	2	35	29.419	7	32	2:38.576	<b>2:39.223</b>	<b>7</b>
25	2	Christopher Milner	50.012	7	31	1:17.252	8	28	29.172	8	29	2:36.436	<b>2:36.578</b>	<b>8</b>
26	46	Chris Alford	49.356	8	26	1:18.916	2	34	29.308	3	31	2:37.580	<b>2:38.054</b>	<b>3</b>
27	77	Richard Nitschke	50.467	8	32	1:18.654	8	31	29.293	6	30	2:38.414	<b>2:38.759</b>	<b>8</b>
28	283	Arlette Mueller	49.443	8	28	1:18.874	6	32	29.693	4	34	2:38.010	<b>2:38.612</b>	<b>4</b>
29	15	Ian Phillips	52.193	5	38	1:20.745	1	36	31.048	4	39	2:43.986	<b>2:44.981</b>	<b>4</b>
30	39	Simon Durling	51.467	6	33	1:21.414	2	37	29.857	5	35	2:42.738	<b>2:45.225</b>	<b>6</b>
31	90	Andrew Hayden	49.395	6	27	1:17.539	1	29	29.075	6	28	2:36.009	<b>2:39.205</b>	<b>5</b>
32	51	Larry Kinch	52.805	6	40	1:22.163	4	40	31.096	4	40	2:46.064	<b>2:46.566</b>	<b>4</b>
33	30	Trevor Griffiths	51.691	7	34	1:21.907	7	38	30.451	7	36	2:44.049	<b>2:44.049</b>	<b>7</b>
34	94	Geoff Underwood	51.719	5	35	1:22.518	7	41	30.952	8	38	2:45.189	<b>2:46.188</b>	<b>7</b>
35	9	Patrick Barford	53.614	7	42	1:23.847	2	42	32.409	3	44	2:49.870	<b>2:50.770</b>	<b>7</b>
36	99	Simon Jones	52.837	4	41	1:24.954	7	44	31.150	7	41	2:48.941	<b>2:50.898</b>	<b>8</b>
37	74	Francesco Baldanza	51.980	6	37	1:24.332	1	43	32.071	8	43	2:48.383	<b>2:49.884</b>	<b>8</b>
38	54	Martin Halusa	52.395	7	39	1:22.067	8	39	31.266	8	42	2:45.728	<b>2:46.488</b>	<b>8</b>
39	16	Peter Fenichel	54.493	7	43	1:26.517	8	46	32.706	8	45	2:53.716	<b>2:54.118</b>	<b>8</b>
40	190	Mike Gosbell	56.668	7	45	1:26.254	7	45	33.822	6	47	2:56.744	<b>2:58.030</b>	<b>7</b>
41	26	Roger Dexter	56.186	7	44	1:29.944	7	48	33.323	7	46	2:59.453	<b>2:59.453</b>	<b>7</b>
42	28	Anthony Nobles											<b>3:10.629</b>	<b>5</b>
43	114	Julia De Baldanza	1:07.243	6	47	1:40.032	6	49	37.302	6	49	3:24.577	<b>3:24.577</b>	<b>6</b>
44	61	Simon Diffey	46.338	3	12	1:14.135	1	15	27.395	4	15	2:27.868	<b>2:28.882</b>	<b>3</b>



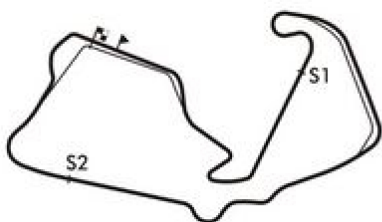
**Session Start: 09:05:30 - Finish: 09:26:56**  
**Weather/Track Conditions: Cloud / Dry**  
**Circuit: Silverstone Historic Grand Prix**  
**Track Length: 5.857 Km - 3.6394 miles**

# Silverstone Classic - 29 - 31 Jul 2016

## Commander Yorke Trophy for Historic Formula Junior

### Race 12 - Best Sector Times

POS	NO	DRIVER/S	Sector 1			Sector 2			Sector 3			IDEAL LAP	BEST LAP	On
			TIME	LAP	POS	TIME	LAP	POS	TIME	LAP	POS			
45	72	Chris Chilcott	49.628	3	30	1:15.279	1	20	29.023	2	27	2:33.930	<b>2:35.448</b>	<b>3</b>
46	36	Tony Best	51.723	3	36	1:18.634	1	30	29.601	2	33	2:39.958	<b>2:47.092</b>	<b>3</b>
47	71	James Hicks	49.128	3	25	1:14.578	2	16	28.278	2	24	2:31.984	<b>2:32.550</b>	<b>2</b>
48	70	John Fyda	3:05.603	1	50	1:13.277	1	11	28.017	1	22	4:46.897	<b>2:33.055</b>	<b>1</b>
49	19	Ralf Emmerling	1:51.732	1	48	1:18.886	1	33	30.617	1	37	3:41.235	<b>2:47.089</b>	<b>1</b>
50	34	Nick Finburgh											<b>2:47.755</b>	<b>1</b>
51	171	Andrew Thorpe	57.251	2	46	1:26.713	1	47	34.572	1	48	2:58.536	<b>3:10.843</b>	<b>1</b>
52	63	Greg Audi												
53	194	Johannes Kistler												
54	42	Martin Aubert												



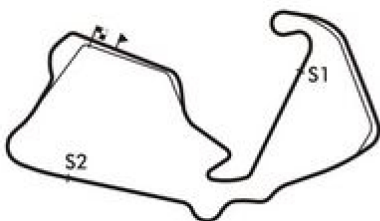
**Session Start: 09:05:30 - Finish: 09:26:56**  
**Weather/Track Conditions: Cloud / Dry**  
**Circuit: Silverstone Historic Grand Prix**  
**Track Length: 5.857 Km - 3.6394 miles**

# Silverstone Classic - 29 - 31 Jul 2016

## Commander Yorke Trophy for Historic Formula Junior

### Race 12 - Best Sector Speeds

	NO	SECTOR 1	MPH	NO	SECTOR 2	MPH	NO	SECTOR 3	MPH
1	283	Arlette Mueller	125.0	70	John Fyda	131.3	53	Sam Wilson	95.3
2	79	Andrew Hibberd	124.5	79	Andrew Hibberd	130.8	79	Andrew Hibberd	95.2
3	82	Andrew Garside	124.3	92	Westie Mitchell	130.3	92	Westie Mitchell	95.1
4	53	Sam Wilson	123.1	80	Nicholas Fennell	130.1	83	Martin Walford	94.4
5	80	Nicholas Fennell	123.1	181	Gregory Thornton	128.8	66	Cameron Jackson	94.3
6	83	Martin Walford	123.1	53	Sam Wilson	128.6	80	Nicholas Fennell	94.3
7	181	Gregory Thornton	123.1	82	Andrew Garside	128.3	57	Callum Grant	93.9
8	70	John Fyda	121.8	69	Stuart Roach	128.1	82	Andrew Garside	93.5
9	92	Westie Mitchell	121.8	61	Simon Diffey	127.8	58	Richard Smeeton	93.1
10	61	Simon Diffey	121.6	72	Chris Chilcott	127.6	69	Stuart Roach	92.9
11	161	Andrew Beaumont	120.9	161	Andrew Beaumont	127.1	65	Urs Mueller	92.8
12	58	Richard Smeeton	120.7	58	Richard Smeeton	126.6	61	Simon Diffey	92.6
13	65	Urs Mueller	120.1	57	Callum Grant	125.9	181	Gregory Thornton	92.6
14	57	Callum Grant	119.8	83	Martin Walford	125.9	161	Andrew Beaumont	92.4
15	69	Stuart Roach	119.8	183	Jonathan Fyda	124.7	88	Lukas Halusa	92.3
16	32	Ray Mallock	119.6	65	Urs Mueller	124.5	50	David Innes	90.7
17	88	Lukas Halusa	118.8	2	Christopher Milner	123.8	33	Christopher Drake	90.4
18	66	Cameron Jackson	118.6	32	Ray Mallock	123.6	32	Ray Mallock	90.1
19	183	Jonathan Fyda	117.7	48	John Delane	123.4	41	Harrison Scott	89.8
20	90	Andrew Hayden	116.9	71	James Hicks	123.4	48	John Delane	89.8
21	48	John Delane	116.7	88	Lukas Halusa	122.7	72	Chris Chilcott	89.2
22	72	Chris Chilcott	116.5	90	Andrew Hayden	122.7	70	John Fyda	89.0
23	71	James Hicks	116.1	66	Cameron Jackson	122.2	183	Jonathan Fyda	89.0
24	50	David Innes	115.7	50	David Innes	121.1	71	James Hicks	88.5
25	2	Christopher Milner	115.3	76	John Rees	121.1	90	Andrew Hayden	88.5
26	98	Chris Merrick	114.5	98	Chris Merrick	120.9	76	John Rees	88.2
27	33	Christopher Drake	113.9	283	Arlette Mueller	120.3	77	Richard Nitschke	87.4
28	43	Ian Simmonds	113.7	36	Tony Best	119.6	283	Arlette Mueller	87.4
29	14	Crispian Besley	112.6	14	Crispian Besley	119.4	2	Christopher Milner	87.3
30	76	John Rees	112.0	43	Ian Simmonds	119.0	14	Crispian Besley	87.2
31	41	Harrison Scott	111.8	33	Christopher Drake	118.4	36	Tony Best	87.0
32	54	Martin Halusa	111.7	54	Martin Halusa	118.1	43	Ian Simmonds	86.9
33	46	Chris Alford	110.7	46	Chris Alford	117.5	98	Chris Merrick	86.8
34	77	Richard Nitschke	110.6	74	Francesco Baldanza	117.3	46	Chris Alford	86.7
35	39	Simon Durling	108.6	77	Richard Nitschke	116.7	39	Simon Durling	86.5
36	15	Ian Phillips	108.1	19	Ralf Emmerling	115.5	19	Ralf Emmerling	86.0
37	36	Tony Best	107.7	41	Harrison Scott	115.5	30	Trevor Griffiths	86.0
38	94	Geoff Underwood	107.2	39	Simon Durling	115.3	54	Martin Halusa	84.2
39	190	Mike Gosbell	107.2	171	Andrew Thorpe	113.9	94	Geoff Underwood	84.1
40	30	Trevor Griffiths	106.2	9	Patrick Barford	113.2	74	Francesco Baldanza	83.2



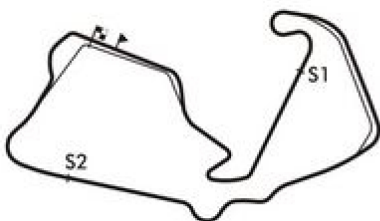
**Session Start: 09:05:30 - Finish: 09:26:56**  
**Weather/Track Conditions: Cloud / Dry**  
**Circuit: Silverstone Historic Grand Prix**  
**Track Length: 5.857 Km - 3.6394 miles**

# Silverstone Classic - 29 - 31 Jul 2016

## Commander Yorke Trophy for Historic Formula Junior

### Race 12 - Best Sector Speeds

41	99	Simon Jones	106.2	15	Ian Phillips	113.2	15	Ian Phillips	81.9
42	51	Larry Kinch	105.4	94	Geoff Underwood	111.7	51	Larry Kinch	81.0
43	74	Francesco Baldanza	105.0	30	Trevor Griffiths	111.5	9	Patrick Barford	80.1
44	9	Patrick Barford	104.4	51	Larry Kinch	111.3	99	Simon Jones	80.0
45	19	Ralf Emmerling	103.2	99	Simon Jones	110.2	171	Andrew Thorpe	79.1
46	16	Peter Fenichel	102.6	16	Peter Fenichel	107.9	190	Mike Gosbell	76.0
47	171	Andrew Thorpe	98.3	190	Mike Gosbell	107.9	26	Roger Dexter	75.9
48	26	Roger Dexter	96.1	26	Roger Dexter	100.8	16	Peter Fenichel	75.3
49	63	Greg Audi	85.6	114	Julia De Baldanza	93.2	114	Julia De Baldanza	69.5
50	114	Julia De Baldanza	81.0	28	Anthony Nobles	0.0	28	Anthony Nobles	0.0
51	28	Anthony Nobles	0.0	34	Nick Finburgh	0.0	34	Nick Finburgh	0.0
52	34	Nick Finburgh	0.0	42	Martin Aubert	0.0	42	Martin Aubert	0.0
53	42	Martin Aubert	0.0	63	Greg Audi	0.0	63	Greg Audi	0.0
54	194	Johannes Kistler	0.0	194	Johannes Kistler	0.0	194	Johannes Kistler	0.0



**Session Start: 09:05:30 - Finish: 09:26:56**  
**Weather/Track Conditions: Cloud / Dry**  
**Circuit: Silverstone Historic Grand Prix**  
**Track Length: 5.857 Km - 3.6394 miles**





# Silverstone Classic - 29 - 31 Jul 2016

## Commander Yorke Trophy for Historic Formula Junior

### Race 12 - Lap Chart

Lap 7			Lap 8			Lap 9		
NO	Behind	Laptime	NO	Behind	Laptime	NO	Behind	Laptime
53		2:22.463	53		2:21.984	53		2:22.137
79	0.413	2:22.595	79	0.252	2:21.823	79	0.223	2:22.108
283	1 LAP	2:40.274	46	1 LAP	2:39.352	43	1 LAP	2:39.801
39	1 LAP	2:45.225	77	1 LAP	2:41.184	190	2 LAPS	2:58.030
15	1 LAP	2:45.294	90	1 LAP	2:40.432	26	2 LAPS	2:59.453
57	9.429	2:24.332	57	12.824	2:25.379	2	1 LAP	2:36.578
51	1 LAP	2:47.660	66	17.265	2:24.180	57	15.596	2:24.909
66	15.069	2:24.486	283	1 LAP	2:42.236	66	19.201	2:24.073
181	23.909	2:24.644	181	28.106	2:26.181	46	1 LAP	2:40.046
69	25.318	2:25.354	69	28.958	2:25.624	77	1 LAP	2:38.759
30	1 LAP	2:45.172	28	2 LAPS	3:13.128	181	30.248	2:24.279
94	1 LAP	2:46.294	15	1 LAP	2:46.308	69	32.308	2:25.487
92	30.805	2:24.284	39	1 LAP	2:50.605	92	36.789	2:25.142
58	46.162	2:28.960	92	33.784	2:24.963	283	1 LAP	2:39.945
9	1 LAP	2:50.946	51	1 LAP	2:47.876	15	1 LAP	2:48.285
83	51.517	2:27.921	30	1 LAP	2:44.049	39	1 LAP	2:48.001
82	52.070	2:27.327	58	52.921	2:28.743	82	1:02.334	2:27.315
99	1 LAP	2:52.082	94	1 LAP	2:46.188	83	1:03.707	2:29.138
65	57.269	2:30.693	83	56.706	2:27.173	90	1 LAP	3:23.146
74	1 LAP	2:51.346	82	57.156	2:27.070	51	1 LAP	2:49.614
80	59.993	2:25.957	65	1:03.699	2:28.414	80	1:08.479	2:26.650
33	1:02.838	2:30.297	80	1:03.966	2:25.957	65	1:10.490	2:28.928
32	1:10.502	2:33.953	33	1:12.470	2:31.616	58	1:13.349	2:42.565
41	1:10.733	2:30.181	9	1 LAP	2:50.770	30	1 LAP	2:46.660
54	1 LAP	2:52.119	32	1:19.075	2:30.557	94	1 LAP	2:46.688
114	2 LAPS	3:30.471	41	1:20.578	2:31.829	33	1:21.209	2:30.876
183	1:23.004	2:31.445	99	1 LAP	2:51.221	28	2 LAPS	3:14.155
50	1:23.919	2:32.605	74	1 LAP	2:50.926	32	1:27.927	2:30.989
161	1:24.314	2:29.718	183	1:33.115	2:32.095	41	1:29.280	2:30.839
48	1:24.726	2:32.700	161	1:33.313	2:30.983	161	1:40.678	2:29.502
16	1 LAP	2:58.229	48	1:34.964	2:32.222	183	1:44.854	2:33.876
88	1:29.402	2:31.023	50	1:35.338	2:33.403	50	1:46.859	2:33.658
76	1:46.256	2:34.896	88	1:37.487	2:30.069	88	1:47.400	2:32.050
98	1:47.275	2:34.992	54	1 LAP	2:49.194	9	1 LAP	2:51.208
14	1:47.542	2:34.191	76	1:57.747	2:33.475	48	1:50.901	2:38.074
26	1 LAP	3:04.411	14	2:00.353	2:34.795	99	1 LAP	2:50.898
190	1 LAP	3:01.580	98	2:01.900	2:36.609	74	1 LAP	2:49.884
43	2:09.089	2:39.223	16	1 LAP	2:55.957	54	1 LAP	2:46.488
2	2:20.737	2:37.126	114	2 LAPS	3:24.577	76	2:10.435	2:34.825
						14	2:13.275	2:35.059
						98	2:13.611	2:33.848
						16	1 LAP	2:54.118
						114	2 LAPS	3:30.000

Session Start: 09:05:30 - Finish: 09:26:56

Weather/Track Conditions: Cloud / Dry

Circuit: Silverstone Historic Grand Prix

Track Length: 5.857 Km - 3.6394 miles



## Silverstone Classic - 29 - 31 Jul 2016

### John Fitzpatrick Trophy for Under 2 Litre Touring Cars (U2TC)

#### Race 13 - Classification - AMENDED

Sheet No:  

POS	NO	DRIVER/S	CLASS	CLASS POS	CAR MAKE / MODEL	TIME	LAPS	GAP	DIFF	MPH	BEST	ON
1	113	Wolfe-Meaden	C	1	Ford Lotus Cortina	51:56.039	20	-- 20 laps		84.09	2:32.643	13
2	52	Brown-Dutton	C	2	Ford Lotus Cortina	52:15.858	20	19.819	19.819	83.56	2:33.116	12
3	89	Banks A-Banks M	C	3	Alfa Romeo Giulia Sprint	52:24.486	20	28.447	8.628	83.33	2:33.817	9
4	16	David Tomlin	C	4	Ford Lotus Cortina	52:47.575	20	51.536	23.089	82.72	2:34.060	14
5	100	Oliver-Shaw	D	1	BMW 1800 TISA	52:52.241	20	56.202	4.666	82.60	2:34.741	14
6	64	Sean McInerney	C	5	Ford Lotus Cortina	52:55.450	20	59.411	3.209	82.52	2:34.936	13
7	97	Mark Sumpter	C	6	Ford Lotus Cortina	52:59.773	20	1:03.734	4.323	82.41	2:33.417	7
8	70	Dion Kremer	C	7	Ford Lotus Cortina	53:05.050	20	1:09.011	5.277	82.27	2:34.930	9
9	98	Pattle T-Pattle G	C	8	Ford Lotus Cortina	53:08.142	20	1:12.103	3.092	82.19	2:35.091	9
10	77	Sanders-Ward	C	9	Ford Lotus Cortina	53:11.007	20	1:14.968	2.865	82.11	2:34.624	11
11	40	O'Brien-Davison	C	10	Ford Lotus Cortina	53:25.154	20	1:29.115	14.147	81.75	2:35.011	6
12	111	Clark-Smith	D	2	BMW 1800 TISA	53:41.284	20	1:45.245	16.130	81.34	2:35.136	12
13	179	Dominik Roschmann	C	11	Alfa Romeo Giulia Sprint	53:56.721	20	2:00.682	15.437	80.95	2:37.512	14
14	888	Owens-Wheeler	B	1	Morris Mini Cooper S	53:58.608	20	2:02.569	1.887	80.91	2:37.692	7
15	91	Berg-Lund	C	12	Ford Lotus Cortina	54:22.000	20	2:25.961	23.392	80.32	2:37.503	17
16	24	O'Connell-Lewis	B	2	Austin Mini Cooper S	54:22.271	20	2:26.232	0.271	80.32	2:38.777	14
17	42	John Spiers	C	13	Ford Lotus Cortina	54:22.985	20	2:26.946	0.714	80.30	2:38.130	20
18	46	Michael McInerney	C	14	Ford Lotus Cortina	52:29.356	19	-- 19 laps	44.501	79.04	2:38.304	11
19	66	Lund-Strommen	C	15	Ford Lotus Cortina	52:31.141	19	1.785	1.785	78.99	2:39.456	7
20	29	Parsons-Illingworth	B	3	Morris Mini Cooper S	52:46.864	19	17.508	15.723	78.60	2:40.228	3
21	195	Mann-Smail	C	16	Ford Lotus Cortina	52:54.005	19	24.649	7.141	78.42	2:39.979	8
22	9	Wright-Twyman	B	4	Austin Mini Cooper S	53:09.355	19	39.999	15.350	78.05	2:38.193	11
23	85	Deeth-Death	B	5	Austin Mini Cooper S	53:20.005	19	50.649	10.650	77.79	2:39.053	12
24	49	Middlehurst-Beaumont	C	17	Ford Lotus Cortina	53:21.769	19	52.413	1.764	77.75	2:40.074	9
25	117	Peter Mursall	D	3	BMW 1800 Ti	54:04.680	19	1:35.324	42.911	76.71	2:43.697	9
26	110	Patterson-Bartley	D	4	BMW 1800 Ti	54:16.745	19	1:47.389	12.065	76.43	2:44.380	18
27	134	Wood T-Wood N	D	5	BMW 1800 Ti	54:39.359	19	2:10.003	22.614	75.91	2:37.550	6
28	69	Avill-Hyett	C	18	Ford Lotus Cortina	52:12.888	18	-- 18 laps	24.504	75.27	2:36.768	4

----- NOT CLASSIFIED -----

DNF 7	Cuff-Soper	C		Ford Lotus Cortina	49:45.164	19	-- 19 laps			83.39	2:32.340	12
DNF 79	Haddon-Martin	C		Ford Lotus Cortina	48:19.410	18	-- 18 laps	1:16.606		81.34	2:34.502	6
DNF 68	Daniel Mursall	D		BMW 1800 Ti	49:27.650	18	1:08.240	1:08.240		79.47	2:38.494	11
DNF 15	Baldwin-Churchill	B		Austin Mini Cooper S	46:24.763	17	-- 17 laps			79.98	2:38.198	12
DNF 59	Birkett-Littlejohn	B		Austin Mini Cooper S	44:58.059	16	-- 16 laps	1:11.986		77.69	2:40.116	8
DNF 12	Nistorica-Chilcott	INV		Alfa Romeo Giulia Super	44:56.787	14	-- 14 laps	5:31.378		68.02	2:54.381	11
DNF 47	Voyazides-Hadfield	C		Ford Lotus Cortina	34:59.514	13	-- 13 laps			81.12	2:34.704	13
DNF 93	Owen-Dunham	C		Ford Lotus Cortina	39:37.072	13	4:37.558	4:37.558		71.65	2:36.632	7
DNF 83	Roger Buxton	C		Ford Lotus Cortina	26:57.645	9	-- 9 laps --			72.89	2:56.264	9
DNF 84	Steve Jones	B		Morris Mini Cooper S	25:35.115	7	-- 7 laps --	4:31.911		59.74	2:41.787	4
DNF 161	Letts G-Letts A	C		Ford Lotus Cortina	15:49.339	6	-- 6 laps --			82.80	2:34.888	6
DNF 3	Kjallgren-Nyquist	B		Austin Mini Cooper S	2:59.886	1	-- 1 laps --	11.784		72.83	2:59.886	1

----- FASTEST LAP SUMMARY -----

NO	DRIVER/S	CLASS	CAR MAKE / MODEL	FASTEST LAP	ON	MPH
7	Cuff-Soper	C	Ford Lotus Cortina	2:32.340	12	86.00
100	Oliver-Shaw	D	BMW 1800 TISA	2:34.741	14	84.67
888	Owens-Wheeler	B	Morris Mini Cooper S	2:37.692	7	83.08
12	Nistorica-Chilcott	INV	Alfa Romeo Giulia Super	2:54.381	11	75.13

Car 46 - 20 second penalty - releasing seat belts while entering pit lane.

Session Start: 09:44:22 - Finish: 10:36:17

Weather/Track Conditions: Cloud / Dry

Circuit: Silverstone Historic Grand Prix

Track Length: 5.857 Km - 3.6394 miles

These results are provisional until the conclusion of any judicial and technical matters.

Clerk of the Course:

Timekeeper:

Issued at:

# Silverstone Classic - 29 - 31 Jul 2016

## John Fitzpatrick Trophy for Under 2 Litre Touring Cars (U2TC)

### Race 13 - Sector Analysis

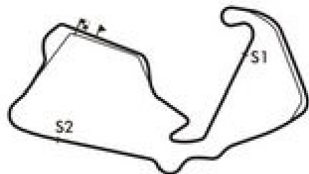
3 Kjallgren-Nyquist (B)								Austin Mini Cooper S												
lap	Sect-1	Speed	Sect-2	Speed	Sect-3	Speed	TopSpeed	laptime	pit	lap	Sect-1	Speed	Sect-2	Speed	Sect-3	Speed	Topspeed	laptime	pit	
1		102.5	1:24.931	109.8	31.642	76.2		2:59.886		2										

7 Cuff-Soper (C)								Ford Lotus Cortina											
lap	Sect-1	Speed	Sect-2	Speed	Sect-3	Speed	TopSpeed	laptime	pit	lap	Sect-1	Speed	Sect-2	Speed	Sect-3	Speed	Topspeed	laptime	pit
1		111.3	1:18.661	121.8	29.579	85.5		2:39.161		11	48.267	115.1	1:16.697	120.9	28.535	87.4		2:33.499	
2	48.968	114.1	1:17.949	120.9	29.098	85.2		2:36.015		12	47.792	115.7	1:16.178	121.6	28.370	86.9		2:32.340	
3	48.947	114.9	1:16.636	121.4	28.932	85.5		2:34.515		13	47.728	115.3	1:17.812	121.6	28.235	87.4		2:33.775	
4	48.436	115.5	1:16.927	122.5	29.772	83.0		2:35.135		14	47.763	116.1	1:16.871	123.4	28.694	86.0		2:33.328	
5	48.350	115.3	1:17.504	121.1	28.929	86.0		2:34.783		15	48.107	117.1	1:17.056	122.7	28.605	88.2		2:33.768	
6	48.518	115.3	1:17.180	122.9	29.268	87.0		2:34.966		16	48.442	113.9	1:16.910	120.7	28.513	86.9		2:33.865	
7	48.011	115.5	1:16.741	122.5	28.827	85.1		2:33.579		17	48.366	115.9	1:16.446	120.1	28.692	86.4		2:33.504	
8	49.144	115.1	1:16.881	121.1	28.834	86.0		2:34.859		18	48.308	115.3	1:17.040	120.7	28.488	87.3		2:33.836	
9	48.035	114.1	2:00.717	120.5	29.418	84.0		3:18.170	P	19	48.192	115.1						2:42.360	
10	48.338	116.7	1:16.936	121.6	28.432	87.0		2:33.706		20									

9 Wright-Twyman (B)								Austin Mini Cooper S											
lap	Sect-1	Speed	Sect-2	Speed	Sect-3	Speed	TopSpeed	laptime	pit	lap	Sect-1	Speed	Sect-2	Speed	Sect-3	Speed	Topspeed	laptime	pit
1		102.3	1:24.749	109.7	34.072	75.7		2:59.667		11	49.694	103.4	1:19.503	110.6	28.996	80.3		2:38.193	
2	53.214	103.7	1:24.430	107.9	32.801	79.6		2:50.445		12	50.392	102.6	1:20.720	107.9	28.625	81.8		2:39.737	
3	52.969	101.5	1:25.723	107.0	32.458	75.7		2:51.150		13	49.919	103.7	1:20.773	108.1	28.997	82.6		2:39.689	
4	54.038	100.9	1:26.688	106.7	33.290	72.9		2:54.016		14	49.756	103.7	1:19.909	109.5	28.781	82.0		2:38.446	
5	54.193	100.6	1:26.702	107.9	32.373	80.0		2:53.268		15	49.869	104.4	1:20.668	109.3	29.001	82.2		2:39.538	
6	53.122	101.5	1:26.871	107.2	32.072	80.7		2:52.065		16	49.785	104.4	1:20.736	108.8	28.819	81.8		2:39.340	
7	53.167	100.6	2:33.051	108.2	29.530	82.5		3:55.748	P	17	50.290	103.7	1:20.719	107.9	29.353	81.7		2:40.362	
8	50.397	102.8	1:20.301	111.5	29.729	82.8		2:40.427		18	49.835	103.9	1:20.389	110.2	28.924	82.2		2:39.148	
9	50.088	103.4	1:19.791	108.4	28.971	82.5		2:38.850		19	49.730	105.0	1:21.035	110.0	29.364	79.8		2:40.129	
10	49.962	103.6	1:19.723	110.0	29.452	82.2		2:39.137		20									

12 Nistorica-Chilcott (INV)								Alfa Romeo Giulia Super											
lap	Sect-1	Speed	Sect-2	Speed	Sect-3	Speed	TopSpeed	laptime	pit	lap	Sect-1	Speed	Sect-2	Speed	Sect-3	Speed	Topspeed	laptime	pit
1		98.0	1:45.845	104.4	33.126	71.8		3:25.396		8	55.148	100.8	1:27.005	107.2	32.909	73.1		2:55.062	
2	57.546	95.9	1:27.749	105.4	33.691	70.0		2:58.986		9	55.847	102.1	1:27.493	106.5	33.316	69.8		2:56.656	
3	56.187	97.7	1:29.425	104.4	32.913	73.2		2:58.525		10	55.457	99.9	1:27.393	107.4	33.294	74.6		2:56.144	
4	55.480	97.8	1:28.244	104.2	32.838	71.7		2:56.562		11	54.652	101.8	1:26.473	107.4	33.256	74.2		2:54.381	
5	55.471	99.1	1:28.325	105.8	34.820	28.1		2:58.616		12	55.218	98.0	1:27.377	104.5	33.038	71.2		2:55.633	
6	1:45.172	55.0	3:24.210	106.4	33.898	76.3		5:43.280	P	13	56.073	97.4	1:27.732	103.4	32.536	76.9		2:56.341	
7	56.269	99.4	1:28.242	107.2	33.168	76.3		2:57.679		14	56.819	92.9	1:50.035	90.4	36.672	62.7		3:23.526	

15 Baldwin-Churchill (B)								Austin Mini Cooper S											
lap	Sect-1	Speed	Sect-2	Speed	Sect-3	Speed	TopSpeed	laptime	pit	lap	Sect-1	Speed	Sect-2	Speed	Sect-3	Speed	Topspeed	laptime	pit
1		103.7	1:22.605	112.8	30.091	79.7		2:52.644		10	51.316	104.0	1:21.308	110.9	29.807	83.2		2:42.431	
2	52.391	102.1	1:21.092	109.8	29.309	82.6		2:42.792		11	50.239	104.5	1:19.732	108.4	28.805	83.5		2:38.776	
3	50.689	105.0	1:20.935	109.8	29.234	82.1		2:40.858		12	49.586	105.0	1:19.557	110.4	29.055	83.4		2:38.198	
4	50.205	104.7	1:20.746	109.1	29.219	82.8		2:40.170		13	49.480	107.0	1:20.024	113.6	29.423	83.2		2:38.927	
5	50.393	105.2	1:20.514	109.8	28.970	82.5		2:39.877		14	49.497	107.7	1:20.190	112.2	28.858	83.3		2:38.545	
6	50.203	105.0	1:19.826	112.2	28.810	83.4		2:38.839		15	50.266	105.2	1:20.585	111.5	28.968	83.5		2:39.819	
7	50.177	106.0	1:19.878	113.2	29.007	83.1		2:39.062		16	49.649	105.2	1:21.160	111.1	29.368	82.6		2:40.177	
8	50.065	105.8	1:19.739	112.4	29.082	82.2		2:38.886		17	49.925	106.2	1:19.679	111.3	29.086	83.1		2:38.690	
9	51.237	105.2	2:15.218	111.3	29.617	82.6		3:36.072	P	18									



**Session Start: 09:44:22 - Finish: 10:36:17**  
**Weather/Track Conditions: Cloud / Dry**  
**Circuit: Silverstone Historic Grand Prix**  
**Track Length: 5.857 Km - 3.6394 miles**



# Silverstone Classic - 29 - 31 Jul 2016

## John Fitzpatrick Trophy for Under 2 Litre Touring Cars (U2TC)

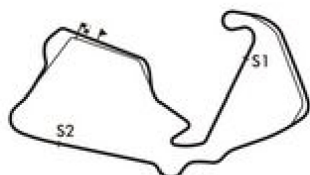
### Race 13 - Sector Analysis

16 David Tomlin (C)									Ford Lotus Cortina								
lap	Sect-1	Speed	Sect-2	Speed	Sect-3	Speed	TopSpeed	laptime pit	lap	Sect-1	Speed	Sect-2	Speed	Sect-3	Speed	Topspeed	laptime pit
1		110.9	1:19.767	120.5	29.522	84.7		2:41.383	11	48.524	113.4	1:18.033	117.7	28.924	85.6		2:35.481
2	49.398	113.7	1:18.143	119.2	28.706	84.0		2:36.247	12	48.766	112.6	1:17.604	119.2	28.545	84.2		2:34.915
3	49.225	112.4	1:18.103	119.8	28.547	81.5		2:35.875	13	48.605	113.0	1:17.428	119.2	28.587	86.6		2:34.620
4	48.456	112.4	1:17.922	121.4	28.763	84.8		2:35.141	14	48.584	113.7	1:16.924	120.9	28.552	87.7		2:34.060
5	48.762	113.7	1:17.716	120.3	29.214	83.3		2:35.692	15	48.392	114.7	1:17.409	121.4	28.638	85.1		2:34.439
6	49.522	112.0	1:17.493	119.6	28.937	82.7		2:35.952	16	48.439	112.6	1:18.339	117.1	28.914	87.2		2:35.692
7	49.544	114.3	1:17.914	114.1	29.058	84.2		2:36.516	17	48.346	112.8	1:18.747	118.8	28.755	85.6		2:35.848
8	48.458	113.4	1:17.624	116.5	28.778	85.2		2:34.860	18	49.015	112.4	1:18.422	118.1	29.096	84.8		2:36.533
9	48.836	113.7	2:10.545	120.1	28.818	85.3		3:28.199 P	19	48.433	113.7	1:18.092	118.8	28.750	85.6		2:35.275
10	48.407	113.7	1:17.477	120.1	28.911	85.5		2:34.795	20	49.281	112.6	1:17.611	118.8	29.160	84.3		2:36.052

24 O'Connell-Lewis (B)									Austin Mini Cooper S								
lap	Sect-1	Speed	Sect-2	Speed	Sect-3	Speed	TopSpeed	laptime pit	lap	Sect-1	Speed	Sect-2	Speed	Sect-3	Speed	Topspeed	laptime pit
1		103.7	1:21.521	114.7	29.367	83.8		2:49.177	11	50.322	103.9	1:21.012	111.3	29.200	83.4		2:40.534
2	51.773	101.8	1:20.002	111.1	29.100	82.7		2:40.875	12	50.599	104.5	1:19.803	112.4	29.834	82.4		2:40.236
3	50.236	105.4	1:20.027	111.7	28.639	83.4		2:38.902	13	50.191	100.2	1:19.737	111.5	28.985	83.4		2:38.913
4	49.970	105.4	1:20.259	112.6	28.968	83.3		2:39.197	14	50.177	114.5	1:19.573	112.0	29.027	83.3		2:38.777
5	50.581	103.6	1:21.103	111.7	28.785	81.9		2:40.469	15	50.739	104.7	1:19.887	109.8	28.656	83.9		2:39.282
6	51.087	103.6	1:21.407	108.4	29.091	82.0		2:41.585	16	50.226	103.9	1:20.550	108.9	28.879	83.3		2:39.655
7	50.555	103.2	1:20.873	110.2	28.854	82.1		2:40.282	17	50.158	104.5	1:20.028	109.3	28.965	82.6		2:39.151
8	50.447	102.5	1:21.068	111.8	29.640	80.8		2:41.155	18	50.122	104.2	1:20.428	107.9	28.750	83.5		2:39.300
9	50.363	104.2	2:14.970	108.4	29.313	82.7		3:34.646	19	49.843	104.5	1:20.602	108.9	28.866	82.8		2:39.311
10	50.595	103.4	1:21.053	107.9	29.087	83.1		2:40.735	20	50.421	104.0	1:19.903	109.7	29.765	79.0		2:40.089

29 Parsons-Hillingworth (B)									Morris Mini Cooper S								
lap	Sect-1	Speed	Sect-2	Speed	Sect-3	Speed	TopSpeed	laptime pit	lap	Sect-1	Speed	Sect-2	Speed	Sect-3	Speed	Topspeed	laptime pit
1		106.4	1:24.372	113.6	31.640	81.8		2:58.843	11	51.848	103.1	1:22.328	109.1	30.847	82.1		2:45.023
2	51.251	107.0	1:20.320	113.0	30.015	82.8		2:41.586	12	50.793	104.7	1:21.668	109.7	30.892	80.5		2:43.353
3	50.470	106.4	1:20.023	112.8	29.735	83.3		2:40.228	13	51.207	104.0	1:22.317	110.0	30.282	81.9		2:43.806
4	50.923	105.8	1:20.585	111.7	29.487	83.4		2:40.995	14	50.942	104.4	1:22.188	108.1	30.392	81.2		2:43.522
5	50.275	107.5	1:20.095	111.7	30.285	77.7		2:40.655	15	50.827	105.0	1:22.473	108.2	30.611	81.4		2:43.911
6	50.369	106.9	1:21.052	111.1	29.542	78.5		2:40.963	16	50.776	104.9	1:23.735	110.0	29.986	82.2		2:44.497
7	51.161	104.4	1:20.537	110.9	29.349	83.5		2:41.047	17	50.714	105.2	1:22.378	105.2	30.217	81.5		2:43.309
8	50.771	104.7	1:20.209	109.3	29.712	83.2		2:40.692	18	50.710	104.9	1:23.312	109.5	31.355	79.7		2:45.377
9	50.082	106.2	1:20.785	111.7	29.570	82.3		2:40.437	19	51.440	105.0	1:22.565	107.7	29.941	82.3		2:43.946
10	49.933	106.5	2:23.703	109.7	31.038	81.7		3:44.674 P	20								

40 O'Brien-Davison (C)									Ford Lotus Cortina								
lap	Sect-1	Speed	Sect-2	Speed	Sect-3	Speed	TopSpeed	laptime pit	lap	Sect-1	Speed	Sect-2	Speed	Sect-3	Speed	Topspeed	laptime pit
1		112.6	1:19.668	117.3	29.481	84.6		2:41.040	11	48.649	113.2	1:19.335	117.9	29.145	83.3		2:37.129
2	49.240	113.0	1:20.106	119.2	29.194	84.4		2:38.540	12	48.560	113.4	1:18.540	119.0	29.260	84.4		2:36.360
3	51.374	106.9	1:18.951	119.4	29.676	83.7		2:40.001	13	49.233	113.2	1:18.107	118.6	28.910	80.5		2:36.250
4	48.897	111.7	1:21.547	117.1	28.766	84.7		2:39.210	14	49.015	111.8	1:18.455	117.5	29.108	84.3		2:36.578
5	48.725	112.8	1:19.374	116.7	28.689	84.9		2:36.788	15	50.468	111.5	1:19.107	117.1	29.176	84.5		2:38.751
6	48.312	112.2	1:18.044	119.0	28.655	84.7		2:35.011	16	48.407	113.0	1:20.358	117.5	29.108	84.7		2:37.873
7	49.054	112.6	1:18.146	117.7	29.428	79.0		2:36.628	17	48.496	113.7	1:18.848	116.9	29.272	83.5		2:36.616
8	48.691	112.2	1:17.412	118.1	29.948	71.9		2:36.051	18	49.877	113.2	1:18.973	116.3	29.326	83.7		2:38.176
9	49.699	112.6	1:17.193	117.5	28.977	84.7		2:35.869	19	48.842	112.6	1:18.179	116.7	29.044	83.0		2:36.065
10	48.074	113.0	2:18.051	116.3	29.721	83.5		3:35.846 P	20	48.587	113.0	1:18.783	117.1	29.002	84.0		2:36.372



Session Start: 09:44:22 - Finish: 10:36:17

Weather/Track Conditions: Cloud / Dry

Circuit: Silverstone Historic Grand Prix

Track Length: 5.857 Km - 3.6394 miles





# Silverstone Classic - 29 - 31 Jul 2016

## John Fitzpatrick Trophy for Under 2 Litre Touring Cars (U2TC)

### Race 13 - Sector Analysis

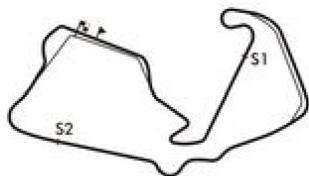
70 Dion Kremer (C)									Ford Lotus Cortina										
lap	Sect-1	Speed	Sect-2	Speed	Sect-3	Speed	TopSpeed	laptime	pit	lap	Sect-1	Speed	Sect-2	Speed	Sect-3	Speed	Topspeed	laptime	pit
1		111.8	1:19.506	120.1	29.683	86.5		2:43.280		11	49.175	110.6	1:18.423	116.3	28.717	85.1		2:36.315	
2	49.342	110.7	1:18.455	122.5	29.263	86.0		2:37.060		12	49.015	110.6	1:18.106	117.3	28.865	81.3		2:35.986	
3	50.451	110.6	1:18.866	117.5	29.317	85.6		2:38.634		13	49.348	111.8	2:10.319	118.6	28.864	84.9		3:28.531	P
4	48.960	112.4	1:18.819	118.1	28.603	85.9		2:36.382		14	49.195	111.7	1:18.356	117.1	28.561	85.8		2:36.112	
5	49.005	111.1	1:18.388	117.9	28.585	86.1		2:35.978		15	48.543	112.8	1:18.186	119.6	28.562	85.4		2:35.291	
6	49.093	110.6	1:18.164	118.4	28.539	84.6		2:35.796		16	49.024	112.0	1:18.801	116.3	28.908	82.6		2:36.733	
7	48.946	110.7	1:17.776	118.8	28.547	84.7		2:35.269		17	49.116	110.9	1:18.514	117.1	29.140	83.6		2:36.770	
8	48.677	111.8	1:18.116	119.4	28.814	84.6		2:35.607		18	49.462	111.5	1:18.796	117.7	28.864	85.6		2:37.122	
9	48.684	112.2	1:17.670	119.6	28.576	86.0		2:34.930		19	48.821	112.6	1:18.487	116.9	28.843	84.7		2:36.151	
10	48.741	112.8	1:18.812	116.9	28.722	85.4		2:36.275		20	48.851	111.3	1:19.011	117.1	28.966	84.2		2:36.828	

77 Sanders-Ward (C)									Ford Lotus Cortina										
lap	Sect-1	Speed	Sect-2	Speed	Sect-3	Speed	TopSpeed	laptime	pit	lap	Sect-1	Speed	Sect-2	Speed	Sect-3	Speed	Topspeed	laptime	pit
1		109.5	1:21.314	113.9	29.776	85.1		2:45.193		11	48.356	111.8	1:17.769	117.1	28.499	84.1		2:34.624	
2	49.629	108.9	1:19.270	116.7	29.123	84.3		2:38.022		12	48.602	111.3	1:17.647	117.1	28.463	86.1		2:34.712	
3	49.822	108.8	1:19.454	117.1	29.281	82.4		2:38.557		13	48.772	111.5	1:17.597	117.5	28.301	86.4		2:34.670	
4	49.740	108.1	1:19.744	117.3	29.558	85.6		2:39.042		14	48.693	110.0	1:18.010	116.5	28.819	86.6		2:35.522	
5	49.315	109.1	1:19.086	117.5	28.745	84.6		2:37.146		15	48.695	110.4	1:18.050	117.7	29.180	84.5		2:35.925	
6	49.222	109.3	1:20.615	114.1	29.022	84.2		2:38.859		16	48.848	109.7	1:18.514	115.9	28.443	85.8		2:35.805	
7	50.574	107.7	1:21.027	114.9	29.272	82.6		2:40.873		17	48.708	109.8	1:18.529	115.9	28.392	86.1		2:35.629	
8	50.073	108.2	2:06.154	115.9	28.942	85.2		3:25.169	P	18	49.844	110.4	1:18.316	115.7	28.484	86.1		2:36.644	
9	49.587	108.9	1:18.606	115.9	28.893	85.5		2:37.086		19	48.706	110.6	1:18.521	115.5	29.027	79.9		2:36.254	
10	48.847	109.3	1:18.547	116.1	28.521	85.8		2:35.915		20	48.957	110.6	1:17.970	116.9	28.433	85.2		2:35.360	

79 Haddon-Martin (C)									Ford Lotus Cortina										
lap	Sect-1	Speed	Sect-2	Speed	Sect-3	Speed	TopSpeed	laptime	pit	lap	Sect-1	Speed	Sect-2	Speed	Sect-3	Speed	Topspeed	laptime	pit
1								2:42.930		10								2:35.908	
2								2:37.037		11								2:35.867	
3								2:36.392		12								2:36.364	
4								2:35.308		13								2:35.843	
5								2:34.685		14	Out		In		In			3:42.991	P
6								2:34.502		15								2:40.414	
7								2:34.813		16								2:42.582	
8								2:35.199		17								2:40.515	
9								2:35.462		18								2:42.598	

83 Roger Buxton (C)									Ford Lotus Cortina										
lap	Sect-1	Speed	Sect-2	Speed	Sect-3	Speed	TopSpeed	laptime	pit	lap	Sect-1	Speed	Sect-2	Speed	Sect-3	Speed	Topspeed	laptime	pit
1		94.5	1:32.445	104.2	35.048	74.1		3:13.445		6	55.521	98.8	1:28.280	108.6	33.045	76.5		2:56.846	
2	56.664	93.9	1:28.960	108.8	34.158	74.3		2:59.782		7	57.076	100.9	1:28.020	106.4	33.972	69.4		2:59.068	
3	55.853	98.3	1:27.525	108.9	34.295	73.9		2:57.673		8	55.506	103.2	1:27.373	109.5	35.298	72.9		2:58.177	
4	56.275	99.4	1:27.979	108.6	33.641	74.2		2:57.895		9	54.392	104.4	1:26.900	106.9	34.972	64.5		2:56.264	
5	57.357	94.1	1:26.940	109.3	34.198	72.8		2:58.495		10									

84 Steve Jones (B)									Morris Mini Cooper S										
lap	Sect-1	Speed	Sect-2	Speed	Sect-3	Speed	TopSpeed	laptime	pit	lap	Sect-1	Speed	Sect-2	Speed	Sect-3	Speed	Topspeed	laptime	pit
1		102.5	1:24.332	109.1	30.882	79.9		2:56.855		5	51.225	104.2						3:17.707	
2	51.251	105.2	1:21.622	110.4	30.468	81.0		2:43.341		6								2:48.339	
3	51.927	105.7	1:21.042	110.6	30.088	81.4		2:43.057		7	Out		In	103.4	33.571	72.9		8:24.029	P
4	50.731	104.7	1:21.112	110.0	29.944	81.4		2:41.787		8									



Session Start: 09:44:22 - Finish: 10:36:17

Weather/Track Conditions: Cloud / Dry

Circuit: Silverstone Historic Grand Prix

Track Length: 5.857 Km - 3.6394 miles



## Silverstone Classic - 29 - 31 Jul 2016

### John Fitzpatrick Trophy for Under 2 Litre Touring Cars (U2TC)

#### Race 13 - Sector Analysis

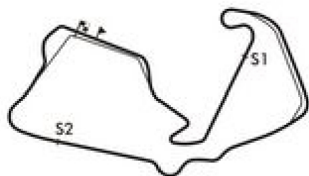
85 Deeth-Death (B)									Austin Mini Cooper S								
lap	Sect-1	Speed	Sect-2	Speed	Sect-3	Speed	TopSpeed	laptime pit	lap	Sect-1	Speed	Sect-2	Speed	Sect-3	Speed	Topspeed	laptime pit
1		104.4	1:21.918	112.2	30.315	82.0		2:49.968	11	51.350	105.0	1:19.967	110.0	28.999	80.3		2:40.316
2	50.525	104.5	1:20.422	107.7	29.592	81.0		2:40.539	12	50.095	104.2	1:19.913	108.9	29.045	80.2		2:39.053
3	50.496	105.4	1:20.664	111.5	29.103	80.1		2:40.263	13	50.360	103.4	2:18.956	107.0	30.927	80.1		3:40.243 P
4	50.415	104.7	1:20.677	108.4	30.092	79.0		2:41.184	14	52.209	102.0	1:24.390	107.2	31.142	79.8		2:47.741
5	51.140	105.2	1:21.401	110.4	29.159	81.4		2:41.700	15	52.529	100.8	1:24.870	107.4	30.775	80.9		2:48.174
6	50.768	104.4	1:20.821	109.7	29.109	80.4		2:40.698	16	51.848	102.3	1:23.684	107.7	31.396	80.9		2:46.928
7	50.471	103.6	1:19.871	110.4	28.850	81.0		2:39.192	17	51.835	103.2	1:25.452	107.7	31.175	80.5		2:48.462
8	50.503	103.7	1:21.062	111.3	29.199	79.4		2:40.764	18	51.986	102.3	1:32.031	94.8	36.317	69.6		3:00.334
9	50.347	106.2	1:20.365	110.4	29.028	81.1		2:39.740	19	59.549	83.9	1:37.330	77.8	36.241	71.2		3:13.120
10	51.365	105.0	1:20.507	109.3	29.714	81.1		2:41.586	20								

89 Banks A-Banks M (C)									Alfa Romeo Giulia Sprint GTA								
lap	Sect-1	Speed	Sect-2	Speed	Sect-3	Speed	TopSpeed	laptime pit	lap	Sect-1	Speed	Sect-2	Speed	Sect-3	Speed	Topspeed	laptime pit
1		110.9	1:19.022	119.6	29.529	85.7		2:39.921	11	48.284	111.5	2:00.585	118.6	28.605	83.9		3:17.474 P
2	49.349	113.4	1:17.653	120.3	28.706	85.5		2:35.708	12	48.054	112.2	1:17.477	117.9	28.592	83.5		2:34.123
3	49.688	112.4	1:17.322	118.6	28.360	85.9		2:35.370	13	48.219	112.8	1:17.235	119.2	29.148	82.6		2:34.602
4	48.242	111.8	1:17.257	119.0	28.695	85.6		2:34.194	14	48.377	112.4	1:17.525	117.5	28.696	84.9		2:34.598
5	50.111	112.2	1:17.053	119.4	28.593	85.1		2:35.757	15	48.336	112.2	1:17.777	117.7	28.681	85.3		2:34.794
6	48.420	111.8	1:17.574	119.2	28.338	84.7		2:34.332	16	48.185	112.2	1:17.651	118.1	28.781	84.6		2:34.617
7	48.380	112.2	1:17.456	119.0	28.389	83.7		2:34.225	17	48.230	112.6	1:19.002	116.5	29.100	83.2		2:36.332
8	48.883	112.4	1:17.180	118.8	28.583	84.4		2:34.646	18	48.392	112.6	1:17.609	116.5	28.799	84.3		2:34.800
9	48.208	111.8	1:17.286	117.7	28.323	84.4		2:33.817	19	48.314	112.4	1:17.722	117.5	28.710	84.4		2:34.746
10	48.251	112.4	1:17.275	119.2	28.588	84.5		2:34.114	20	48.669	111.7	1:18.475	114.5	29.172	83.7		2:36.316

91 Berg-Lund (C)									Ford Lotus Cortina								
lap	Sect-1	Speed	Sect-2	Speed	Sect-3	Speed	TopSpeed	laptime pit	lap	Sect-1	Speed	Sect-2	Speed	Sect-3	Speed	Topspeed	laptime pit
1		101.5	1:21.495	118.8	30.851	81.9		2:51.885	11	50.893	109.5	1:19.031	116.5	30.478	84.2		2:40.402
2	50.314	99.0	1:19.560	119.2	30.618	82.1		2:40.492	12	49.628	109.7	2:19.126	116.5	29.557	84.2		3:38.311 P
3	50.264	108.1	1:19.351	118.1	30.079	84.2		2:39.694	13	49.569	109.1	1:19.643	116.9	29.399	85.1		2:38.611
4	49.512	109.1	1:20.011	118.4	29.709	84.6		2:39.232	14	49.231	109.8	1:19.651	116.7	29.792	84.2		2:38.674
5	50.252	110.0	1:18.568	117.1	29.323	85.5		2:38.143	15	49.805	109.1	1:19.777	116.1	29.480	83.0		2:39.062
6	50.324	110.4	1:21.505	117.7	29.674	83.7		2:41.503	16	49.430	109.8	1:19.913	115.5	29.386	85.1		2:38.729
7	50.890	108.4	1:19.703	118.1	29.827	84.0		2:40.420	17	49.246	110.9	1:19.086	117.3	29.171	83.7		2:37.503
8	50.510	109.7	1:19.384	116.5	30.887	79.0		2:40.781	18	49.888	100.2	1:20.180	117.3	29.947	79.1		2:40.015
9	49.845	107.7	1:20.990	116.3	30.311	84.3		2:41.146	19	49.488	108.1	1:19.631	115.5	29.175	84.4		2:38.294
10	50.543	110.0	1:20.234	117.9	30.169	81.0		2:40.946	20	49.355	111.1	1:19.022	116.5	29.780	80.4		2:38.157

93 Owen-Dunham (C)									Ford Lotus Cortina								
lap	Sect-1	Speed	Sect-2	Speed	Sect-3	Speed	TopSpeed	laptime pit	lap	Sect-1	Speed	Sect-2	Speed	Sect-3	Speed	Topspeed	laptime pit
1		111.3	1:19.323	118.1	29.322	83.7		2:42.011	8	49.170	109.5	1:18.809	117.5	29.400	80.6		2:37.379
2	50.119	110.0	1:18.874	120.7	29.050	83.4		2:38.043	9	50.647	109.3	2:23.930	115.5	30.186	82.0		3:44.763 P
3	49.907	111.5	1:18.333	118.1	29.137	79.4		2:37.377	10	50.220	108.8	1:19.574	115.5	30.617	79.8		2:40.411
4	49.300	109.8	1:26.452	118.4	28.782	84.1		2:44.534	11	50.371	106.9	1:20.390	116.9	30.082	79.0		2:40.843
5	52.644	59.7	5:15.129	115.5	29.511	80.4		6:37.284 P	12	50.530	110.4	1:19.115	117.7	30.142	80.9		2:39.787
6	50.376	107.7	1:19.277	115.1	29.238	82.8		2:38.891	13	49.776	110.4	1:19.516	116.5	29.825	81.6		2:39.117
7	49.447	108.9	1:18.228	116.9	28.957	83.9		2:36.632	14								

97 Mark Sumpter (C)									Ford Lotus Cortina								
lap	Sect-1	Speed	Sect-2	Speed	Sect-3	Speed	TopSpeed	laptime pit	lap	Sect-1	Speed	Sect-2	Speed	Sect-3	Speed	Topspeed	laptime pit
1		113.0	1:18.486	121.8	29.743	86.3		2:39.598	11	48.103	113.7	1:17.474	119.2	28.834	85.9		2:34.411
2	49.315	113.9	1:17.304	123.6	29.083	86.4		2:35.702	12	48.261	111.8	2:19.168	119.6	28.719	86.4		3:36.148 P
3	49.303	114.5	1:16.789	122.2	28.505	86.8		2:34.597	13	48.566	113.2	1:17.265	119.4	28.850	85.6		2:34.681
4	48.566	115.9	1:16.857	122.2	29.611	82.6		2:35.034	14	48.294	114.1	1:18.475	119.8	28.792	85.7		2:35.561
5	49.739	113.9	1:17.001	122.2	28.575	87.4		2:35.315	15	48.344	111.7	1:19.011	115.1	29.580	83.1		2:36.935
6	48.172	114.7	1:17.143	124.7	29.366	83.1		2:34.681	16	48.748	111.5	1:19.208	116.1	28.995	86.5		2:36.951
7	48.034	115.3	1:16.605	124.5	28.778	88.5		2:33.417	17	48.710	112.0	1:19.096	114.3	29.021	85.2		2:36.827
8	49.344	115.3	1:16.645	123.4	28.995	87.0		2:34.984	18	49.401	110.7	1:19.176	113.9	29.125	85.3		2:37.702
9	48.191	114.9	1:16.891	119.8	28.778	86.4		2:33.860	19	50.715	107.9	1:19.261	114.3	30.361	83.0		2:40.337
10	48.382	113.6	1:16.891	121.6	28.770	86.9		2:34.043	20	49.404	110.6	1:19.994	113.9	29.591	84.3		2:38.989



Session Start: 09:44:22 - Finish: 10:36:17

Weather/Track Conditions: Cloud / Dry

Circuit: Silverstone Historic Grand Prix

Track Length: 5.857 Km - 3.6394 miles

# Silverstone Classic - 29 - 31 Jul 2016

## John Fitzpatrick Trophy for Under 2 Litre Touring Cars (U2TC)

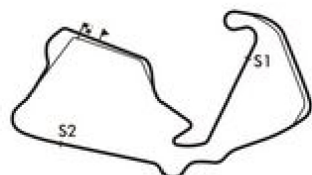
### Race 13 - Sector Analysis

<b>98 Pattle T-Pattle G (C)</b>										Ford Lotus Cortina									
lap	Sect-1	Speed	Sect-2	Speed	Sect-3	Speed	TopSpeed	laptime	pit	lap	Sect-1	Speed	Sect-2	Speed	Sect-3	Speed	Topspeed	laptime	pit
1		111.8	1:20.172	119.0	29.288	85.4		2:44.715		11	49.493	110.4	1:17.946	119.6	28.864	86.0		2:36.303	
2	48.951	111.5	1:17.879	121.6	29.259	84.8		2:36.089		12	48.545	113.2	1:19.535	119.0	29.579	84.6		2:37.659	
3	50.415	113.0	1:18.489	119.4	29.051	84.4		2:37.955		13	49.130	113.7	1:18.415	117.9	28.853	84.7		2:36.398	
4	48.855	111.7	1:18.277	117.3	29.029	85.6		2:36.161		14	49.237	111.8	1:18.651	119.6	28.849	85.4		2:36.737	
5	48.517	112.4	1:17.597	117.9	29.527	83.7		2:35.641		15	49.093	112.2	1:19.318	118.6	28.772	86.0		2:37.183	
6	48.788	111.8	1:17.972	116.9	28.828	83.5		2:35.588		16	49.747	111.7	1:19.064	119.2	29.033	83.8		2:37.844	
7	48.758	110.9	1:17.484	118.4	28.877	85.8		2:35.119		17	49.013	113.0	1:18.901	118.8	29.194	85.2		2:37.108	
8	48.862	111.8	1:18.462	117.5	28.999	86.0		2:36.323		18	49.452	113.9	1:18.633	119.0	29.141	84.4		2:37.226	
9	48.413	113.2	1:17.823	118.1	28.855	85.8		2:35.091		19	49.155	114.3	1:18.857	117.5	28.942	83.9		2:36.954	
10	48.592	113.0	2:05.575	119.2	29.903	84.7		3:24.070		20	48.854	115.1	1:19.815	116.7	29.309	84.2		2:37.978	

<b>100 Oliver-Shaw (D)</b>										BMW 1800 TiSA									
lap	Sect-1	Speed	Sect-2	Speed	Sect-3	Speed	TopSpeed	laptime	pit	lap	Sect-1	Speed	Sect-2	Speed	Sect-3	Speed	Topspeed	laptime	pit
1		111.8	1:18.980	120.3	29.756	85.1		2:40.494		11	49.507	112.4	1:18.257	111.8	29.354	84.5		2:37.118	
2	49.449	113.7	1:17.565	120.9	28.817	84.5		2:35.831		12	49.045	112.8	1:17.797	117.5	28.615	84.7		2:35.457	
3	49.516	113.4	1:17.673	120.5	28.644	82.3		2:35.833		13	49.455	113.0	1:17.189	118.8	28.792	85.5		2:35.436	
4	48.945	112.8	1:18.366	119.4	28.716	85.4		2:36.027		14	48.767	113.4	1:17.293	118.1	28.681	84.4		2:34.741	
5	48.674	113.0	1:17.581	120.5	28.512	86.1		2:34.767		15	48.707	113.6	1:18.536	118.6	28.464	85.9		2:35.707	
6	48.784	113.0	1:17.784	119.8	28.670	85.4		2:35.238		16	48.766	113.9	1:18.713	117.5	28.736	86.1		2:36.215	
7	48.849	112.6	1:18.321	119.2	28.873	85.8		2:36.043		17	48.627	112.4	1:18.426	117.7	28.627	84.6		2:35.680	
8	48.676	112.6	1:18.458	118.1	28.946	85.5		2:36.080		18	49.521	113.0	1:18.518	117.3	29.213	85.3		2:37.252	
9	49.137	110.6	1:18.625	118.4	28.944	85.7		2:36.706		19	48.740	124.3	1:18.273	116.3	28.772	85.2		2:35.785	
10	49.090	121.1	2:07.453	117.3	30.045	79.5		3:26.588		20	48.816	114.1	1:17.764	118.8	28.663	83.5		2:35.243	

<b>110 Patterson-Bartley (D)</b>										BMW 1800 Ti									
lap	Sect-1	Speed	Sect-2	Speed	Sect-3	Speed	TopSpeed	laptime	pit	lap	Sect-1	Speed	Sect-2	Speed	Sect-3	Speed	Topspeed	laptime	pit
1		104.7	1:25.622	112.8	31.803	80.9		2:58.568		11	52.056	104.0	1:23.470	111.1	32.593	76.7		2:48.119	
2	52.470	107.4	1:22.686	111.7	30.686	81.0		2:45.842		12	52.939	104.7	1:23.037	112.4	31.679	82.4		2:47.655	
3	52.215	106.7	1:23.083	110.7	31.267	77.4		2:46.565		13	51.429	105.7	1:22.527	112.4	32.899	64.5		2:46.855	
4	52.796	106.0	1:23.142	111.1	30.745	81.2		2:46.683		14	54.562	103.7	1:22.665	111.5	31.028	82.8		2:48.255	
5	51.519	106.4	1:23.323	110.2	30.809	80.6		2:45.651		15	51.878	104.4	1:23.514	111.3	31.260	82.0		2:46.652	
6	52.145	105.0	1:23.286	109.3	30.673	80.8		2:46.104		16	51.562	105.4	1:22.103	112.0	31.620	74.0		2:45.285	
7	52.145	104.5	1:24.951	107.5	30.866	80.9		2:47.962		17	54.276	106.7	1:22.883	111.8	30.777	82.7		2:47.936	
8	52.323	105.2	1:24.395	109.7	31.262	80.1		2:47.980		18	51.445	106.0	1:22.272	112.0	30.663	83.4		2:44.380	
9	52.113	106.4	1:23.563	112.6	30.529	81.3		2:46.205		19	51.716	105.0	1:22.366	111.8	30.923	82.3		2:45.005	
10	52.480	105.4	2:40.381	110.7	32.182	80.8		4:05.043	P	20									

<b>111 Clark-Smith (D)</b>										BMW 1800 TiSA									
lap	Sect-1	Speed	Sect-2	Speed	Sect-3	Speed	TopSpeed	laptime	pit	lap	Sect-1	Speed	Sect-2	Speed	Sect-3	Speed	Topspeed	laptime	pit
1		110.2	1:21.016	115.9	30.315	83.6		2:46.070		11	48.657	109.8	1:18.096	114.9	28.641	85.1		2:35.394	
2	50.072	109.3	1:20.366	114.7	29.888	83.8		2:40.326		12	48.580	110.6	1:17.865	116.9	28.691	85.5		2:35.136	
3	49.603	109.5	1:19.798	115.3	30.017	83.9		2:39.418		13	49.013	113.0	1:18.576	115.3	29.097	83.1		2:36.686	
4	49.945	109.5	1:19.507	116.7	29.535	83.0		2:38.987		14	48.549	110.2	1:18.385	115.3	28.735	84.9		2:35.669	
5	50.897	106.4	1:20.730	116.7	29.569	83.0		2:41.196		15	48.547	109.8	1:18.682	115.1	28.802	84.5		2:36.031	
6	49.600	111.8	1:19.299	117.3	29.505	83.7		2:38.404		16	48.727	110.4	1:18.556	117.1	28.941	83.9		2:36.224	
7	49.775	108.9	2:25.989	113.9	29.191	84.9		3:44.955	P	17	48.619	110.7	1:18.449	114.7	29.011	83.8		2:36.079	
8	48.932	109.5	1:18.408	115.1	28.886	83.9		2:36.226		18	53.516	109.1	1:18.546	114.9	28.833	85.3		2:40.895	
9	49.006	109.3	1:18.084	114.7	29.045	84.3		2:36.135		19	48.489	110.2	1:18.740	114.5	28.889	84.2		2:36.118	
10	48.745	109.5	1:18.025	114.9	28.783	84.7		2:35.553		20	48.661	109.7	1:18.163	114.7	28.958	84.2		2:35.782	



Session Start: 09:44:22 - Finish: 10:36:17  
Weather/Track Conditions: Cloud / Dry  
Circuit: Silverstone Historic Grand Prix  
Track Length: 5.857 Km - 3.6394 miles

# Silverstone Classic - 29 - 31 Jul 2016

## John Fitzpatrick Trophy for Under 2 Litre Touring Cars (U2TC)

### Race 13 - Sector Analysis

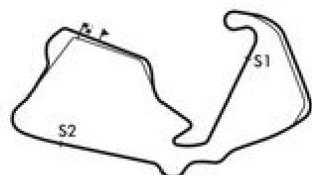
113 Wolfe-Meaden (C)									Ford Lotus Cortina										
lap	Sect-1	Speed	Sect-2	Speed	Sect-3	Speed	TopSpeed	lapttime	pit	lap	Sect-1	Speed	Sect-2	Speed	Sect-3	Speed	Topspeed	lapttime	pit
1		110.6	1:16.634	116.7	28.392	87.4		2:33.714		11	48.237	113.7	1:16.848	118.6	28.436	86.5		2:33.521	
2	48.266	112.6	1:16.855	118.1	28.538	86.3		2:33.659		12	47.939	114.3	1:16.615	119.2	28.148	86.7		2:32.702	
3	48.253	108.8	1:17.004	119.2	28.408	86.0		2:33.665		13	47.758	114.7	1:16.483	118.8	28.402	87.6		2:32.643	
4	48.067	111.8	1:16.981	116.9	28.443	87.5		2:33.491		14	48.053	112.4	1:16.686	120.1	28.322	87.6		2:33.061	
5	47.951	110.9	1:17.102	118.6	28.411	87.2		2:33.464		15	48.333	113.6	1:17.380	119.2	28.311	86.6		2:34.024	
6	47.799	112.0	1:17.644	117.5	28.701	83.6		2:34.144		16	48.251	112.6	1:17.117	120.1	28.805	85.9		2:34.173	
7	48.122	112.6	1:17.162	119.2	28.343	87.6		2:33.627		17	48.256	115.5	1:17.221	118.6	28.575	86.3		2:34.052	
8	48.610	110.4	1:16.940	120.7	28.682	85.9		2:34.232		18	48.101	113.7	1:17.100	118.6	28.485	85.6		2:33.686	
9	48.115	113.6	1:17.002	119.2	28.573	87.2		2:33.690		19	48.458	112.8	1:17.667	117.7	28.650	85.1		2:34.775	
10	48.060	111.7	1:17.147	118.1	28.475	87.2		3:13.682	P	20	48.908	110.4	1:18.076	117.7	29.050	79.4		2:36.034	

117 Peter Mursall (D)									BMW 1800 Ti										
lap	Sect-1	Speed	Sect-2	Speed	Sect-3	Speed	TopSpeed	lapttime	pit	lap	Sect-1	Speed	Sect-2	Speed	Sect-3	Speed	Topspeed	lapttime	pit
1		103.1	1:25.123	115.9	31.979	79.0		3:00.292		11	51.199	109.1	2:37.952	112.6	31.548	80.3		4:00.699	P
2	53.211	109.1	1:24.010	113.9	31.085	81.0		2:48.306		12	51.764	107.4	1:21.371	113.9	31.174	80.9		2:44.309	
3	52.583	107.4	1:22.415	113.9	31.264	82.1		2:46.262		13	53.374	101.1	1:21.747	114.3	31.621	82.6		2:46.742	
4	53.139	107.5	1:23.052	113.7	31.337	81.0		2:47.528		14	52.440	107.5	1:21.904	114.5	32.724	75.6		2:47.068	
5	53.373	107.4	1:23.073	113.4	31.353	77.3		2:47.799		15	54.334	104.7	1:21.772	113.4	31.139	80.0		2:47.245	
6	52.632	107.0	1:21.702	114.1	31.111	76.0		2:45.445		16	51.715	107.7	1:21.985	112.8	31.840	78.9		2:45.540	
7	52.220	105.2	1:21.420	114.7	31.173	81.9		2:44.813		17	57.755	105.2	1:22.194	113.4	31.168	79.5		2:51.117	
8	51.363	107.9	1:22.087	113.2	30.551	79.7		2:44.001		18	51.854	108.8	1:21.442	113.7	30.670	81.4		2:43.966	
9	51.884	107.9	1:21.423	114.3	30.390	80.0		2:43.697		19	51.520	108.8	1:21.389	113.2	31.080	81.2		2:43.989	
10	51.816	107.9	1:22.443	115.7	31.603	80.9		2:45.862		20									

134 Wood T-Wood N (D)									BMW 1800 Ti										
lap	Sect-1	Speed	Sect-2	Speed	Sect-3	Speed	TopSpeed	lapttime	pit	lap	Sect-1	Speed	Sect-2	Speed	Sect-3	Speed	Topspeed	lapttime	pit
1		105.8	1:20.395	118.4	29.963	85.7		2:47.693		11	59.521	92.1	1:31.053	108.2	34.550	70.2		3:05.124	
2	50.524	109.3	1:20.174	116.3	29.942	84.9		2:40.640		12	57.139	101.8	1:28.804	109.1	34.285	74.1		3:00.228	
3	50.301	110.9	1:19.400	117.7	29.299	84.2		2:39.000		13	55.520	102.3	1:26.398	109.3	34.006	76.7		2:55.924	
4	49.920	110.7	1:19.136	116.5	29.483	84.0		2:38.539		14	53.977	100.9	1:26.681	112.0	32.871	76.7		2:53.529	
5	49.741	108.8	1:18.790	115.1	29.174	82.1		2:37.705		15	54.684	104.7	1:26.201	111.8	33.160	75.0		2:54.045	
6	49.613	109.5	1:18.743	115.3	29.194	85.1		2:37.550		16	53.762	105.2	1:24.857	112.0	32.741	73.5		2:51.360	
7	50.104	108.4	1:19.177	115.5	28.866	84.2		2:38.147		17	57.267	105.7	1:26.089	110.7	33.492	75.7		2:56.848	
8	49.021	110.4	1:20.534	115.7	29.386	84.8		2:38.941		18	54.788	103.7	1:25.144	109.5	33.648	75.4		2:53.580	
9	49.019	111.1	1:19.253	115.5	29.384	83.8		2:37.656		19	53.762	103.4	1:24.328	112.2	32.885	76.3		2:50.975	
10	49.516	109.1	2:56.503	104.5	35.856	69.8		4:21.875	P	20									

161 Letts G-Letts A (C)									Ford Lotus Cortina										
lap	Sect-1	Speed	Sect-2	Speed	Sect-3	Speed	TopSpeed	lapttime	pit	lap	Sect-1	Speed	Sect-2	Speed	Sect-3	Speed	Topspeed	lapttime	pit
1		110.0	1:20.672	119.2	29.878	83.1		2:48.102		4	48.725	112.4	1:17.462	120.5	28.742	87.2		2:34.929	
2	49.988	111.7	1:19.401	120.5	29.495	86.7		2:38.884		5	48.457	114.3	1:18.033	116.3	28.783	86.8		2:35.273	
3	50.040	113.2	1:18.465	119.2	28.758	84.4		2:37.263		6	48.795	111.5	1:17.673	119.6	28.420	87.2		2:34.888	

179 Dominik Roschmann (C)									Alfa Romeo Giulia Sprint GTA										
lap	Sect-1	Speed	Sect-2	Speed	Sect-3	Speed	TopSpeed	lapttime	pit	lap	Sect-1	Speed	Sect-2	Speed	Sect-3	Speed	Topspeed	lapttime	pit
1		106.9	1:20.153	116.3	29.421	86.3		2:46.547		11	49.103	107.2	1:19.023	113.9	29.466	85.4		2:37.592	
2	51.051	108.6	1:19.761	116.3	30.340	84.0		2:41.152		12	49.072	108.1	1:19.032	116.1	29.540	83.9		2:37.644	
3	50.113	109.7	1:19.739	116.9	29.567	83.9		2:39.419		13	49.816	108.9	1:19.205	114.9	29.230	84.2		2:38.251	
4	49.512	120.1	1:19.095	116.3	29.747	83.1		2:38.354		14	49.196	107.9	1:18.949	115.1	29.367	85.2		2:37.512	
5	50.200	106.5	1:19.501	115.1	29.188	84.0		2:38.889		15	49.024	107.0	1:19.158	114.9	29.734	84.5		2:37.916	
6	49.953	108.2	1:18.696	115.5	29.002	84.6		2:37.651		16	49.129	108.2	1:19.790	113.4	29.539	85.7		2:38.458	
7	49.829	105.5	1:18.926	117.1	29.241	85.2		2:37.996		17	49.003	108.8	1:19.265	115.1	30.426	80.3		2:38.694	
8	49.123	108.2	1:20.106	116.3	29.643	84.2		2:38.872		18	49.942	110.9	1:19.637	113.6	29.926	85.3		2:39.505	
9	50.655	104.2	2:14.923	113.9	29.662	85.4		3:35.240		19	49.207	107.7	1:20.050	114.1	30.087	83.2		2:39.344	
10	49.248	107.0	1:19.174	114.1	29.654	84.7		2:38.076		20	49.445	108.6	1:19.868	113.9	30.296	83.8		2:39.609	



Session Start: 09:44:22 - Finish: 10:36:17

Weather/Track Conditions: Cloud / Dry

Circuit: Silverstone Historic Grand Prix

Track Length: 5.857 Km - 3.6394 miles

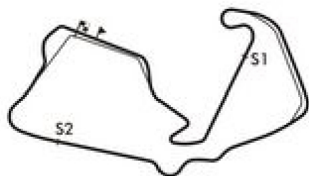
# Silverstone Classic - 29 - 31 Jul 2016

## John Fitzpatrick Trophy for Under 2 Litre Touring Cars (U2TC)

### Race 13 - Sector Analysis

195 Mann-Smail (C)									Ford Lotus Cortina								
lap	Sect-1	Speed	Sect-2	Speed	Sect-3	Speed	TopSpeed	laptime pit	lap	Sect-1	Speed	Sect-2	Speed	Sect-3	Speed	Topspeed	laptime pit
1		104.5	1:24.549	115.3	30.468	81.9		2:57.293	11	50.665	105.8	2:32.188	111.1	30.550	80.4		3:53.403 P
2	51.325	108.6	1:21.048	114.9	29.798	83.9		2:42.171	12	51.966	105.8	1:22.115	113.0	30.165	79.0		2:44.246
3	50.407	108.8	1:20.540	114.3	29.881	83.2		2:40.828	13	51.673	105.8	1:22.674	111.8	30.465	80.2		2:44.812
4	50.717	107.7	1:20.693	114.1	29.627	82.6		2:41.037	14	52.296	105.8	1:22.273	112.4	30.338	81.6		2:44.907
5	50.108	110.0	1:19.985	114.3	31.099	77.8		2:41.192	15	51.184	105.7	1:22.594	111.5	30.877	81.9		2:44.655
6	50.210	108.8	1:21.058	113.6	29.875	84.5		2:41.143	16	51.093	106.5	1:22.840	112.6	30.205	82.6		2:44.138
7	50.735	107.5	1:20.612	114.3	29.775	83.7		2:41.122	17	51.275	105.7	1:22.332	111.5	30.298	81.9		2:43.905
8	50.532	108.8	1:19.856	113.9	29.591	82.5		2:39.979	18	50.511	106.4	1:22.421	111.8	30.371	79.6		2:43.303
9	49.912	107.4	1:20.580	113.2	29.834	81.6		2:40.326	19	51.597	106.4	1:22.405	111.8	30.560	81.3		2:44.562
10	50.002	107.2	1:21.252	113.0	29.729	84.1		2:40.983	20								

888 Owens-Wheeler (B)									Morris Mini Cooper S								
lap	Sect-1	Speed	Sect-2	Speed	Sect-3	Speed	TopSpeed	laptime pit	lap	Sect-1	Speed	Sect-2	Speed	Sect-3	Speed	Topspeed	laptime pit
1		104.2	1:20.034	113.7	29.356	83.4		2:46.922	11	49.707	106.2	2:11.632	108.9	29.037	82.6		3:30.376 P
2	50.483	105.5	1:19.531	112.6	29.627	81.9		2:39.641	12	49.629	104.2	1:19.564	110.2	29.529	81.4		2:38.722
3	51.205	106.0	1:19.676	111.3	29.130	82.6		2:40.011	13	49.864	103.7	1:21.010	112.0	28.904	82.7		2:39.778
4	50.088	106.0	1:19.025	113.0	29.288	80.7		2:38.401	14	49.839	105.7	1:19.555	111.7	28.825	83.5		2:38.219
5	50.989	100.6	1:19.651	111.8	28.902	83.1		2:39.542	15	49.526	105.2	1:19.564	111.3	28.843	83.2		2:37.933
6	50.187	105.7	1:19.309	111.8	28.744	82.1		2:38.240	16	49.460	106.0	1:19.797	110.9	28.806	83.3		2:38.063
7	49.897	104.9	1:19.219	111.8	28.576	83.3		2:37.692	17	49.542	106.0	1:19.512	111.8	29.839	77.8		2:38.893
8	49.937	105.4	1:19.478	112.8	29.125	83.5		2:38.540	18	53.047	105.2	1:19.717	109.7	29.107	82.4		2:41.871
9	50.396	104.9	1:19.963	111.7	29.863	76.7		2:40.222	19	49.590	106.4	1:19.689	112.0	29.059	82.3		2:38.338
10	49.955	105.7	1:19.168	111.5	28.783	83.1		2:37.906	20	49.927	105.0	1:20.261	110.0	29.110	83.0		2:39.298

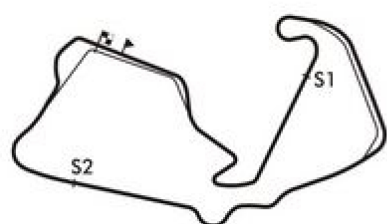


# Silverstone Classic - 29 - 31 Jul 2016

## John Fitzpatrick Trophy for Under 2 Litre Touring Cars (U2TC)

### Race 13 - Best Sector Times

POS	NO	DRIVER/S	Sector 1			Sector 2			Sector 3			IDEAL LAP	BEST LAP	On
			TIME	LAP	POS	TIME	LAP	POS	TIME	LAP	POS			
1	113	Wolfe-Meaden	47.758	13	2	1:16.483	13	2	28.148	12	2	2:32.389	<b>2:32.643</b>	<b>13</b>
2	52	Brown-Dutton	47.772	18	3	1:16.857	19	4	28.120	12	1	2:32.749	<b>2:33.116</b>	<b>12</b>
3	89	Banks A-Banks M	48.054	12	5	1:17.053	5	6	28.323	9	5	2:33.430	<b>2:33.817</b>	<b>9</b>
4	16	David Tomlin	48.346	17	8	1:16.924	14	5	28.545	12	12	2:33.815	<b>2:34.060</b>	<b>14</b>
5	100	Oliver-Shaw	48.627	17	15	1:17.189	13	7	28.464	15	8	2:34.280	<b>2:34.741</b>	<b>14</b>
6	64	Sean McInerney	48.432	13	11	1:17.919	13	16	28.393	7	6	2:34.744	<b>2:34.936</b>	<b>13</b>
7	97	Mark Sumpter	48.034	7	4	1:16.605	7	3	28.505	3	10	2:33.144	<b>2:33.417</b>	<b>7</b>
8	70	Dion Kremer	48.543	15	14	1:17.670	9	14	28.539	6	11	2:34.752	<b>2:34.930</b>	<b>9</b>
9	98	Pattle T-Pattle G	48.413	9	10	1:17.484	7	10	28.772	15	18	2:34.669	<b>2:35.091</b>	<b>9</b>
10	77	Sanders-Ward	48.356	11	9	1:17.597	13	11	28.301	13	4	2:34.254	<b>2:34.624</b>	<b>11</b>
11	40	O'Brien-Davison	48.074	10	6	1:17.193	9	8	28.655	6	17	2:33.922	<b>2:35.011</b>	<b>6</b>
12	111	Clark-Smith	48.489	19	13	1:17.865	12	15	28.641	11	16	2:34.995	<b>2:35.136</b>	<b>12</b>
13	179	Dominik Roschmann	49.003	17	17	1:18.696	6	19	29.002	6	25	2:36.701	<b>2:37.512</b>	<b>14</b>
14	888	Owens-Wheeler	49.460	16	21	1:19.025	4	21	28.576	7	13	2:37.061	<b>2:37.692</b>	<b>7</b>
15	91	Berg-Lund	49.231	14	20	1:18.568	5	18	29.171	17	29	2:36.970	<b>2:37.503</b>	<b>17</b>
16	24	O'Connell-Lewis	49.843	19	28	1:19.573	14	27	28.639	3	15	2:38.055	<b>2:38.777</b>	<b>14</b>
17	42	John Spiers	49.604	20	25	1:19.308	13	23	29.007	11	26	2:37.919	<b>2:38.130</b>	<b>20</b>
18	7	Cuff-Soper	47.728	13	1	1:16.178	12	1	28.235	13	3	2:32.141	<b>2:32.340</b>	<b>12</b>
19	46	Michael McInerney	49.487	2	23	1:19.574	11	28	29.155	11	28	2:38.216	<b>2:38.304</b>	<b>11</b>
20	66	Lund-Strommen	49.555	5	24	1:19.405	7	24	29.430	8	31	2:38.390	<b>2:39.456</b>	<b>7</b>
21	29	Parsons-illingworth	49.933	10	31	1:20.023	3	31	29.349	7	30	2:39.305	<b>2:40.228</b>	<b>3</b>
22	195	Mann-Smail	49.912	9	29	1:19.856	8	29	29.591	8	32	2:39.359	<b>2:39.979</b>	<b>8</b>
23	9	Wright-Twyman	49.694	11	26	1:19.503	11	25	28.625	12	14	2:37.822	<b>2:38.193</b>	<b>11</b>
24	85	Deeth-Death	50.095	12	32	1:19.871	7	30	28.850	7	21	2:38.816	<b>2:39.053</b>	<b>12</b>
25	49	Middlehurst-Beaumont	49.931	12	30	1:20.181	5	32	29.739	7	33	2:39.851	<b>2:40.074</b>	<b>9</b>
26	117	Peter Mursall	51.199	11	35	1:21.371	12	35	30.390	9	35	2:42.960	<b>2:43.697</b>	<b>9</b>
27	110	Patterson-Bartley	51.429	13	36	1:22.103	16	36	30.529	9	36	2:44.061	<b>2:44.380</b>	<b>18</b>
28	134	Wood T-Wood N	49.019	9	18	1:18.743	6	20	28.866	7	22	2:36.628	<b>2:37.550</b>	<b>6</b>
29	79	Haddon-Martin											<b>2:34.502</b>	<b>6</b>
30	68	Daniel Mursall	49.697	14	27	1:19.180	11	22	28.992	4	24	2:37.869	<b>2:38.494</b>	<b>11</b>
31	69	Avill-Hyett	48.815	4	16	1:17.665	2	13	29.015	9	27	2:35.495	<b>2:36.768</b>	<b>4</b>
32	15	Baldwin-Churchill	49.480	13	22	1:19.557	12	26	28.805	11	20	2:37.842	<b>2:38.198</b>	<b>12</b>
33	59	Birkett-Littlejohn	50.574	8	33	1:20.561	8	33	28.981	8	23	2:40.116	<b>2:40.116</b>	<b>8</b>
34	12	Nistorica-Chilcott	54.652	11	39	1:26.473	11	38	32.536	13	38	2:53.661	<b>2:54.381</b>	<b>11</b>
35	47	Voyazides-Hadfield	48.144	12	7	1:17.662	13	12	28.481	13	9	2:34.287	<b>2:34.704</b>	<b>13</b>
36	93	Owen-Dunham	49.170	8	19	1:18.228	7	17	28.782	4	19	2:36.180	<b>2:36.632</b>	<b>7</b>
37	83	Roger Buxton	54.392	9	38	1:26.900	9	39	33.045	6	39	2:54.337	<b>2:56.264</b>	<b>9</b>
38	84	Steve Jones	50.731	4	34	1:21.042	3	34	29.944	4	34	2:41.717	<b>2:41.787</b>	<b>4</b>
39	161	Letts G-Letts A	48.457	5	12	1:17.462	4	9	28.420	6	7	2:34.339	<b>2:34.888</b>	<b>6</b>
40	3	Kjallgren-Nyquist	54.352	2	37	1:24.931	1	37	31.642	1	37	2:50.925	<b>2:59.886</b>	<b>1</b>



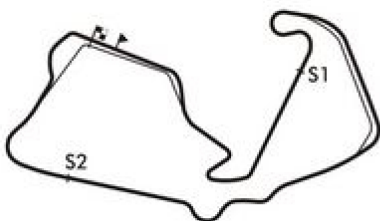
**Session Start: 09:44:22 - Finish: 10:36:17**  
**Weather/Track Conditions: Cloud / Dry**  
**Circuit: Silverstone Historic Grand Prix**  
**Track Length: 5.857 Km - 3.6394 miles**

# Silverstone Classic - 29 - 31 Jul 2016

## John Fitzpatrick Trophy for Under 2 Litre Touring Cars (U2TC)

### Race 13 - Best Sector Speeds

	NO	SECTOR 1	MPH	NO	SECTOR 2	MPH	NO	SECTOR 3	MPH
1	100	Oliver-Shaw	124.3	97	Mark Sumpter	124.7	97	Mark Sumpter	88.5
2	179	Dominik Roschmann	120.1	7	Cuff-Soper	123.4	7	Cuff-Soper	88.2
3	64	Sean McInerney	118.4	70	Dion Kremer	122.5	16	David Tomlin	87.7
4	7	Cuff-Soper	117.1	69	Avill-Hyett	122.0	113	Wolfe-Meaden	87.6
5	52	Brown-Dutton	116.5	47	Voyazides-Hadfield	121.6	52	Brown-Dutton	87.3
6	97	Mark Sumpter	115.9	52	Brown-Dutton	121.6	161	Letts G-Letts A	87.2
7	113	Wolfe-Meaden	115.5	98	Pattle T-Pattle G	121.6	77	Sanders-Ward	86.6
8	98	Pattle T-Pattle G	115.1	16	David Tomlin	121.4	70	Dion Kremer	86.5
9	69	Avill-Hyett	114.9	100	Oliver-Shaw	120.9	179	Dominik Roschmann	86.3
10	16	David Tomlin	114.7	93	Owen-Dunham	120.7	47	Voyazides-Hadfield	86.1
11	24	O'Connell-Lewis	114.5	113	Wolfe-Meaden	120.7	100	Oliver-Shaw	86.1
12	161	Letts G-Letts A	114.3	161	Letts G-Letts A	120.5	64	Sean McInerney	86.0
13	40	O'Brien-Davison	113.7	89	Banks A-Banks M	120.3	98	Pattle T-Pattle G	86.0
14	47	Voyazides-Hadfield	113.6	40	O'Brien-Davison	119.4	89	Banks A-Banks M	85.9
15	89	Banks A-Banks M	113.4	91	Berg-Lund	119.2	46	Michael McInerney	85.8
16	111	Clark-Smith	113.0	66	Lund-Strommen	118.8	134	Wood T-Wood N	85.7
17	70	Dion Kremer	112.8	46	Michael McInerney	118.6	68	Daniel Mursall	85.5
18	49	Middlehurst-Beaumont	111.8	134	Wood T-Wood N	118.4	69	Avill-Hyett	85.5
19	77	Sanders-Ward	111.8	64	Sean McInerney	117.9	91	Berg-Lund	85.5
20	46	Michael McInerney	111.7	68	Daniel Mursall	117.9	111	Clark-Smith	85.5
21	66	Lund-Strommen	111.5	77	Sanders-Ward	117.7	66	Lund-Strommen	85.4
22	93	Owen-Dunham	111.5	111	Clark-Smith	117.3	40	O'Brien-Davison	84.9
23	91	Berg-Lund	111.1	179	Dominik Roschmann	117.1	195	Mann-Smail	84.5
24	134	Wood T-Wood N	111.1	49	Middlehurst-Beaumont	116.9	42	John Spiers	84.4
25	68	Daniel Mursall	110.7	42	John Spiers	116.1	93	Owen-Dunham	84.1
26	195	Mann-Smail	110.0	117	Peter Mursall	115.9	24	O'Connell-Lewis	83.9
27	42	John Spiers	109.5	195	Mann-Smail	115.3	15	Baldwin-Churchill	83.5
28	117	Peter Mursall	109.1	24	O'Connell-Lewis	114.7	29	Parsons-Iltingworth	83.5
29	15	Baldwin-Churchill	107.7	888	Owens-Wheeler	113.7	888	Owens-Wheeler	83.5
30	29	Parsons-Iltingworth	107.5	15	Baldwin-Churchill	113.6	110	Patterson-Bartley	83.4
31	110	Patterson-Bartley	107.4	29	Parsons-Iltingworth	113.6	49	Middlehurst-Beaumont	83.3
32	888	Owens-Wheeler	106.4	110	Patterson-Bartley	112.8	9	Wright-Twyman	82.8
33	85	Deeth-Death	106.2	85	Deeth-Death	112.2	117	Peter Mursall	82.6
34	84	Steve Jones	105.7	9	Wright-Twyman	111.5	59	Birkett-Littlejohn	82.1
35	9	Wright-Twyman	105.0	84	Steve Jones	110.6	85	Deeth-Death	82.0
36	83	Roger Buxton	104.4	3	Kjallgren-Nyquist	109.8	84	Steve Jones	81.4
37	3	Kjallgren-Nyquist	102.5	83	Roger Buxton	109.5	12	Nistorica-Chilcott	76.9
38	12	Nistorica-Chilcott	102.1	59	Birkett-Littlejohn	108.9	83	Roger Buxton	76.5
39	59	Birkett-Littlejohn	102.1	12	Nistorica-Chilcott	107.4	3	Kjallgren-Nyquist	76.2
40	79	Haddon-Martin	0.0	79	Haddon-Martin	0.0	79	Haddon-Martin	0.0



**Session Start: 09:44:22 - Finish: 10:36:17**  
**Weather/Track Conditions: Cloud / Dry**  
**Circuit: Silverstone Historic Grand Prix**  
**Track Length: 5.857 Km - 3.6394 miles**

# Silverstone Classic - 29 - 31 Jul 2016

## John Fitzpatrick Trophy for Under 2 Litre Touring Cars (U2TC)

### Race 13 - Lap Chart

Lap 1			Lap 2			Lap 3			Lap 4			Lap 5			Lap 6		
NO	Behind	Laptime	NO	Behind	Laptime	NO	Behind	Laptime	NO	Behind	Laptime	NO	Behind	Laptime	NO	Behind	Laptime
113		2:33.714	113		2:33.659	113		2:33.665	113		2:33.491	113		2:33.464	113		2:34.144
52	5.015	2:38.729	52	7.046	2:35.690	52	7.644	2:34.263	52	9.446	2:35.293	52	11.053	2:35.071	52	11.721	2:34.812
7	5.447	2:39.161	7	7.803	2:36.015	7	8.653	2:34.515	7	10.297	2:35.135	7	11.616	2:34.783	7	12.438	2:34.966
97	5.884	2:39.598	97	7.927	2:35.702	97	8.859	2:34.597	97	10.402	2:35.034	97	12.253	2:35.315	97	12.790	2:34.681
89	6.207	2:39.921	89	8.256	2:35.708	89	9.961	2:35.370	89	10.664	2:34.194	89	12.957	2:35.757	89	13.145	2:34.332
100	6.780	2:40.494	100	8.952	2:35.831	100	11.120	2:35.833	100	13.656	2:36.027	100	14.959	2:34.767	100	16.053	2:35.238
40	7.326	2:41.040	16	10.257	2:36.247	16	12.467	2:35.875	16	14.117	2:35.141	16	16.345	2:35.692	16	18.153	2:35.952
16	7.669	2:41.383	64	11.099	2:36.852	64	13.303	2:35.869	64	15.574	2:35.762	79	18.359	2:34.685	79	18.717	2:34.502
64	7.906	2:41.620	69	11.883	2:36.770	79	15.321	2:36.392	79	17.138	2:35.308	64	18.879	2:36.769	64	20.409	2:35.674
93	8.297	2:42.011	40	12.207	2:38.540	93	16.393	2:37.377	98	20.391	2:36.161	98	22.568	2:35.641	98	24.012	2:35.588
69	8.772	2:42.486	79	12.594	2:37.037	98	17.721	2:37.955	70	20.827	2:36.382	70	23.341	2:35.978	70	24.993	2:35.796
79	9.216	2:42.930	93	12.681	2:38.043	70	17.936	2:38.634	40	24.262	2:39.210	161	26.458	2:35.273	161	27.202	2:34.888
70	9.566	2:43.280	70	12.967	2:37.060	40	18.543	2:40.001	161	24.649	2:34.929	40	27.586	2:36.788	40	28.453	2:35.011
98	11.001	2:44.715	98	13.431	2:36.089	77	20.734	2:38.557	77	26.285	2:39.042	47	28.850	2:35.439	47	29.983	2:35.277
77	11.479	2:45.193	77	15.842	2:38.022	161	23.211	2:37.263	47	26.875	2:36.560	77	29.967	2:37.146	77	34.682	2:38.859
111	12.356	2:46.070	111	19.023	2:40.326	47	23.806	2:36.725	93	27.436	2:44.534	134	35.584	2:37.705	134	38.990	2:37.550
179	12.833	2:46.547	888	19.190	2:39.641	111	24.776	2:39.418	111	30.272	2:38.987	179	36.368	2:38.889	179	39.875	2:37.651
888	13.208	2:46.922	161	19.613	2:38.884	888	25.536	2:40.011	888	30.446	2:38.401	888	36.524	2:39.542	888	40.620	2:38.240
134	13.979	2:47.693	179	20.326	2:41.152	179	26.080	2:39.419	179	30.943	2:38.354	111	38.004	2:41.196	111	42.264	2:38.404
161	14.388	2:48.102	47	20.746	2:38.401	134	26.295	2:39.000	134	31.343	2:38.539	24	40.627	2:40.469	24	48.068	2:41.585
46	15.147	2:48.861	134	20.960	2:40.640	46	27.598	2:40.099	46	33.331	2:39.224	46	40.665	2:40.798	46	48.301	2:41.780
24	15.463	2:49.177	46	21.164	2:39.676	24	27.916	2:38.902	24	33.622	2:39.197	91	41.453	2:38.143	91	48.812	2:41.503
47	16.004	2:49.718	24	22.679	2:40.875	68	28.766	2:38.804	68	34.530	2:39.255	42	43.450	2:39.641	42	49.183	2:39.877
85	16.254	2:49.968	85	23.134	2:40.539	85	29.732	2:40.263	91	36.774	2:39.232	66	45.052	2:39.779	66	51.483	2:40.575
68	16.840	2:50.554	68	23.627	2:40.446	42	30.189	2:39.843	42	37.273	2:40.575	85	45.661	2:41.700	85	52.215	2:40.698
42	17.445	2:51.159	42	24.011	2:40.225	91	31.033	2:39.694	85	37.425	2:41.184	15	48.348	2:39.877	15	53.043	2:38.839
91	18.171	2:51.885	91	25.004	2:40.492	66	32.440	2:39.840	66	38.737	2:39.788	68	49.591	2:48.525	68	55.761	2:40.314
66	18.685	2:52.399	66	26.265	2:41.239	15	35.256	2:40.858	15	41.935	2:40.170	49	53.803	2:41.364	49	1:00.817	2:41.158
15	18.930	2:52.644	15	28.063	2:42.792	49	38.170	2:40.994	49	45.903	2:41.224	29	54.314	2:40.655	29	1:01.133	2:40.963
49	22.494	2:56.208	49	30.841	2:42.006	195	39.254	2:40.828	195	46.800	2:41.037	195	54.528	2:41.192	195	1:01.527	2:41.143
84	23.141	2:56.855	195	32.091	2:42.171	29	39.619	2:40.228	29	47.123	2:40.995	110	1:15.316	2:45.651	110	1:27.276	2:46.104
195	23.579	2:57.293	84	32.823	2:43.341	84	42.215	2:43.057	84	50.511	2:41.787	59	1:15.751	2:48.137	59	1:27.810	2:46.203
59	24.103	2:57.817	29	33.056	2:41.586	59	48.250	2:46.502	59	1:01.078	2:46.319	117	1:22.194	2:47.799	117	1:33.495	2:45.445
110	24.854	2:58.568	59	35.413	2:44.969	110	49.937	2:46.565	110	1:03.129	2:46.683	84	1:34.754	3:17.707	84	1:48.949	2:48.339
29	25.129	2:58.843	110	37.037	2:45.842	117	53.822	2:46.262	117	1:07.859	2:47.528	9	1:40.553	2:53.268	93	1 LAP	6:37.284
9	25.953	2:59.667	117	41.225	2:48.306	9	1:00.224	2:51.150	9	1:20.749	2:54.016	83	2:19.297	2:58.495	9	1:58.474	2:52.065
3	26.172	2:59.886	9	42.739	2:50.445	83	1:29.862	2:57.673	83	1:54.266	2:57.895	69	2:28.564	2:38.348	69	2:31.965	2:37.545
117	26.578	3:00.292	83	1:05.854	2:59.782	12	1:41.869	2:58.525	12	2:04.940	2:56.562	12	2:30.092	2:58.616			
83	39.731	3:13.445	12	1:17.009	2:58.986	69	2:20.403	4:42.185	69	2:23.680	2:36.768						
12	51.682	3:25.396															

Session Start: 09:44:22 - Finish: 10:36:17  
Weather/Track Conditions: Cloud / Dry  
Circuit: Silverstone Historic Grand Prix  
Track Length: 5.857 Km - 3.6394 miles

# Silverstone Classic - 29 - 31 Jul 2016

## John Fitzpatrick Trophy for Under 2 Litre Touring Cars (U2TC)

### Race 13 - Lap Chart

Lap 7			Lap 8			Lap 9			Lap 10			Lap 11			Lap 12		
NO	Behind	Laptime	NO	Behind	Laptime	NO	Behind	Laptime	NO	Behind	Laptime	NO	Behind	Laptime	NO	Behind	Laptime
113		2:33.627	113		2:34.232	113		2:33.690	97		2:34.043	97		2:34.411	79		2:36.364
83	1 LAP	2:56.846	59	1 LAP	3:40.633	69	1 LAP	2:37.214	59	1 LAP	2:40.973	59	1 LAP	2:41.816	59	1 LAP	2:43.014
52	11.615	2:33.521	69	1 LAP	2:39.030	59	1 LAP	2:40.116	89	0.853	2:34.114	79	12.461	2:35.867	70	7.045	2:35.986
7	12.390	2:33.579	7	13.017	2:34.859	97	13.502	2:33.860	79	11.005	2:35.908	70	19.884	2:36.315	134	1 LAP	3:05.124
97	12.580	2:33.417	97	13.332	2:34.984	89	14.284	2:33.817	64	13.969	2:35.884	113	25.247	2:33.521	113	9.124	2:32.702
89	13.743	2:34.225	89	14.157	2:34.646	79	22.642	2:35.462	70	17.980	2:36.275	93	2 LAPS	3:44.763	93	2 LAPS	2:40.411
100	18.469	2:36.043	100	20.317	2:36.080	100	23.333	2:36.706	113	26.137	3:13.682	52	40.047	2:33.771	52	24.338	2:33.116
79	19.903	2:34.813	79	20.870	2:35.199	64	25.630	2:35.587	52	40.687	2:33.431	7	42.746	2:33.499	7	26.261	2:32.340
16	21.042	2:36.516	16	21.670	2:34.860	98	28.996	2:35.091	7	43.658	2:33.706	89	43.916	3:17.474	89	29.214	2:34.123
64	21.806	2:35.024	64	23.733	2:36.159	70	29.250	2:34.930	9	1 LAP	2:38.850	9	1 LAP	2:39.137	9	1 LAP	2:38.193
98	25.504	2:35.119	98	27.595	2:36.323	40	35.452	2:35.869	888	45.886	2:37.906	110	1 LAP	4:05.043	117	1 LAP	4:00.699
70	26.635	2:35.269	70	28.010	2:35.607	47	38.607	2:37.308	100	1:02.376	3:26.588	16	1:04.499	2:35.481	97	47.323	3:36.148
40	31.454	2:36.628	12	2 LAPS	5:43.280	134	52.185	2:37.656	12	2 LAPS	2:55.062	100	1:05.083	2:37.118	110	1 LAP	2:48.119
47	32.984	2:36.628	83	1 LAP	2:59.068	9	1 LAP	2:40.427	91	1:03.011	2:40.946	98	1:07.413	2:36.303	16	50.589	2:34.915
77	41.928	2:40.873	40	33.273	2:36.051	52	54.801	2:36.361	16	1:03.429	2:34.795	64	1:07.917	3:28.359	100	51.715	2:35.457
134	43.510	2:38.147	47	34.989	2:36.237	12	2 LAPS	2:57.679	85	1:04.403	2:41.586	91	1:09.002	2:40.402	64	54.706	2:35.614
179	44.244	2:37.996	9	1 LAP	3:55.748	888	55.525	2:40.222	98	1:05.521	3:24.070	85	1:10.308	2:40.316	98	56.247	2:37.659
888	44.685	2:37.692	134	48.219	2:38.941	7	57.497	3:18.170	83	1 LAP	2:56.264	49	1:22.009	2:40.250	85	1:00.536	2:39.053
24	54.723	2:40.282	179	48.884	2:38.872	83	1 LAP	2:58.177	195	1:14.843	2:40.983	47	1:24.352	2:36.097	47	1:10.343	2:34.816
46	55.249	2:40.575	888	48.993	2:38.540	46	1:09.226	2:41.861	49	1:16.170	2:40.874	77	1:24.844	2:34.624	77	1:10.731	2:34.712
91	55.605	2:40.420	52	52.130	3:14.747	91	1:09.610	2:41.146	47	1:22.666	3:31.604	12	2 LAPS	2:56.656	40	1:14.006	2:36.360
42	55.875	2:40.319	46	1:01.055	2:40.038	66	1:10.088	2:40.977	40	1:23.753	3:35.846	40	1:26.471	2:37.129	888	1:31.748	2:38.722
66	57.312	2:39.456	24	1:01.646	2:41.155	85	1:10.362	2:39.740	77	1:24.631	2:35.915	888	1:41.851	3:30.376	12	2 LAPS	2:56.144
85	57.780	2:39.192	91	1:02.154	2:40.781	16	1:16.179	3:28.199	179	1:40.965	2:38.076	179	1:44.146	2:37.592	179	1:32.965	2:37.644
15	58.478	2:39.062	66	1:02.801	2:39.721	68	1:17.106	2:42.965	111	1:46.039	2:35.553	111	1:47.022	2:35.394	111	1:33.333	2:35.136
68	1:02.755	2:40.621	15	1:03.132	2:38.886	195	1:21.405	2:40.326	24	1:55.792	2:40.735	42	2:01.301	2:39.280	42	1:52.796	2:40.320
49	1:08.239	2:41.049	85	1:04.312	2:40.764	29	1:21.760	2:40.437	42	1:56.432	2:39.151	24	2:01.915	2:40.534	24	1:53.326	2:40.236
29	1:08.553	2:41.047	68	1:07.831	2:39.308	49	1:22.841	2:40.074	15	2:00.400	2:42.431	15	2:04.765	2:38.776	15	1:54.138	2:38.198
195	1:09.022	2:41.122	195	1:14.769	2:39.979	77	1:36.261	2:37.086	66	2:02.272	3:39.729	66	2:12.401	2:44.540	91	1:58.488	3:38.311
110	1:41.611	2:47.962	29	1:15.013	2:40.692	179	1:50.434	3:35.240	117	2:02.774	2:45.862	68	2:17.520	2:38.494	66	2:08.702	2:45.126
117	1:44.681	2:44.813	49	1:16.457	2:42.450	111	1:58.031	2:36.135	68	2:13.437	3:43.876	46	2:18.249	2:38.304	46	2:08.999	2:39.575
111	1:53.592	3:44.955	77	1:32.865	3:25.169	24	2:02.602	3:34.646	46	2:14.356	3:52.675	29	2:29.501	2:45.023	68	2:09.389	2:40.694
93	1 LAP	2:38.891	117	1:54.450	2:44.001	117	2:04.457	2:43.697	29	2:18.889	3:44.674	195	2:33.835	3:53.403	29	2:24.029	2:43.353
			110	1:55.359	2:47.980	42	2:04.826	2:39.648	134	2:26.515	4:21.875	69	1 LAP	5:13.634	69	1 LAP	2:39.430
			111	1:55.586	2:36.226	15	2:05.514	3:36.072							195	2:29.256	2:44.246
			42	1:58.868	3:37.225	110	2:07.874	2:46.205							49	2:35.194	4:02.010
			93	1 LAP	2:36.632	93	1 LAP	2:37.379									
						84	2 LAPS	8:24.029									
						69	2:43.858	2:37.198									

**Session Start: 09:44:22 - Finish: 10:36:17**  
**Weather/Track Conditions: Cloud / Dry**  
**Circuit: Silverstone Historic Grand Prix**  
**Track Length: 5.857 Km - 3.6394 miles**



# Silverstone Classic - 29 - 31 Jul 2016

## John Fitzpatrick Trophy for Under 2 Litre Touring Cars (U2TC)

### Race 13 - Lap Chart

Lap 13			Lap 14			Lap 15			Lap 16			Lap 17			Lap 18		
NO	Behind	Laptime	NO	Behind	Laptime	NO	Behind	Laptime	NO	Behind	Laptime	NO	Behind	Laptime	NO	Behind	Laptime
79		2:35.843	113		2:33.061	113		2:34.024	113		2:34.173	113		2:34.052	113		2:33.686
113	5.924	2:32.643	49	1 LAP	2:45.443	29	1 LAP	2:43.522	69	2 LAPS	2:39.781	69	2 LAPS	2:37.739	46	1 LAP	2:40.974
59	1 LAP	2:41.710	59	1 LAP	2:42.796	195	1 LAP	2:44.907	29	1 LAP	2:43.911	66	1 LAP	2:43.857	68	1 LAP	2:41.434
52	23.355	2:34.860	52	18.127	2:33.757	49	1 LAP	2:44.241	7	17.972	2:33.865	85	1 LAP	2:46.928	69	2 LAPS	2:39.960
7	24.193	2:33.775	7	18.536	2:33.328	52	17.917	2:33.814	52	19.238	2:35.494	7	17.424	2:33.504	66	1 LAP	2:44.485
93	2 LAPS	2:40.843	89	23.586	2:34.598	7	18.280	2:33.768	195	1 LAP	2:44.655	52	20.809	2:35.623	7	17.574	2:33.836
89	27.973	2:34.602	93	2 LAPS	2:39.787	59	1 LAP	2:44.404	89	24.800	2:34.617	29	1 LAP	2:44.497	85	1 LAP	2:48.462
134	1 LAP	3:00.228	97	42.737	2:35.561	89	24.356	2:34.794	49	1 LAP	2:44.202	89	27.080	2:36.332	52	21.610	2:34.487
9	1 LAP	2:39.737	9	1 LAP	2:39.689	93	2 LAPS	2:39.117	59	1 LAP	2:45.556	195	1 LAP	2:44.138	89	28.194	2:34.800
97	46.161	2:34.681	16	44.441	2:34.060	16	44.856	2:34.439	16	46.375	2:35.692	49	1 LAP	2:44.548	29	1 LAP	2:43.309
117	1 LAP	2:44.309	100	47.064	2:34.741	97	45.648	2:36.935	97	48.426	2:36.951	12	3 LAPS	3:23.526	195	1 LAP	2:43.905
16	49.366	2:34.620	134	1 LAP	2:55.924	9	1 LAP	2:38.446	100	50.789	2:36.215	59	1 LAP	2:47.094	49	1 LAP	2:42.760
100	51.308	2:35.436	64	50.013	2:35.199	100	48.747	2:35.707	9	1 LAP	2:39.538	16	48.171	2:35.848	16	51.018	2:36.533
64	53.799	2:34.936	98	54.554	2:36.737	64	51.703	2:35.714	64	54.077	2:36.547	97	51.201	2:36.827	97	55.217	2:37.702
98	56.802	2:36.398	117	1 LAP	2:46.742	98	57.713	2:37.183	70	1:00.687	2:36.733	100	52.417	2:35.680	100	55.983	2:37.252
70	59.733	3:28.531	70	56.860	2:36.112	70	58.127	2:35.291	98	1:01.384	2:37.844	64	55.787	2:35.762	64	58.079	2:35.978
110	1 LAP	2:47.655	79	1:04.006	3:42.991	77	1:07.996	2:35.925	77	1:09.628	2:35.805	9	1 LAP	2:39.340	9	1 LAP	2:40.362
47	1:09.204	2:34.704	77	1:06.095	2:35.522	134	1 LAP	2:53.529	79	1:18.805	2:42.582	70	1:03.405	2:36.770	70	1:06.841	2:37.122
77	1:09.558	2:34.670	110	1 LAP	2:46.855	117	1 LAP	2:47.068	40	1:20.433	2:37.873	98	1:04.440	2:37.108	98	1:07.980	2:37.226
40	1:14.413	2:36.250	40	1:12.006	2:36.578	79	1:10.396	2:40.414	117	1 LAP	2:47.245	77	1:11.205	2:35.629	77	1:14.163	2:36.644
111	1:34.176	2:36.686	111	1:30.860	2:35.669	40	1:16.733	2:38.751	134	1 LAP	2:54.045	40	1:22.997	2:36.616	40	1:27.487	2:38.176
179	1:35.373	2:38.251	179	1:33.900	2:37.512	110	1 LAP	2:48.255	111	1:34.918	2:36.224	79	1:25.268	2:40.515	79	1:34.180	2:42.598
888	1:35.683	2:39.778	888	1:34.917	2:38.219	111	1:32.867	2:36.031	110	1 LAP	2:46.652	117	1 LAP	2:45.540	111	1:44.154	2:40.895
12	2 LAPS	2:54.381	42	1:55.885	2:38.998	179	1:37.792	2:37.916	179	1:42.077	2:38.458	111	1:36.945	2:36.079	117	1 LAP	2:51.117
42	1:55.872	2:38.919	24	1:56.188	2:38.777	888	1:38.826	2:37.933	888	1:42.716	2:38.063	134	1 LAP	2:51.360	179	1:52.538	2:39.505
24	1:56.396	2:38.913	15	1:56.782	2:38.545	42	2:01.035	2:39.174	24	2:06.928	2:39.655	179	1:46.719	2:38.694	888	1:55.742	2:41.871
15	1:57.222	2:38.927	91	2:00.945	2:38.674	24	2:01.446	2:39.282	42	2:08.209	2:41.347	888	1:47.557	2:38.893	110	1 LAP	2:47.936
91	2:01.256	2:38.611	12	2 LAPS	2:55.633	15	2:02.577	2:39.819	15	2:08.581	2:40.177	110	1 LAP	2:45.285	134	1 LAP	2:56.848
85	2:04.936	3:40.243	85	2:13.692	2:47.741	91	2:05.983	2:39.062	91	2:10.539	2:38.729	24	2:12.027	2:39.151	24	2:17.641	2:39.300
46	2:14.352	2:41.196	46	2:15.750	2:40.383	46	2:22.200	2:40.474	46	2:28.344	2:40.317	42	2:12.981	2:38.824	42	2:19.562	2:40.267
68	2:14.846	2:41.300	68	2:16.129	2:40.268	68	2:22.492	2:40.387	68	2:28.645	2:40.326	15	2:13.219	2:38.690	91	2:20.319	2:40.015
66	2:16.185	2:43.326	66	2:20.171	2:42.971	85	2:27.842	2:48.174				91	2:13.990	2:37.503			
69	1 LAP	2:38.418	69	1 LAP	2:39.494	12	2 LAPS	2:56.341									
29	2:31.992	2:43.806				66	2:30.206	2:44.059									
195	2:38.225	2:44.812															

**Session Start: 09:44:22 - Finish: 10:36:17**  
**Weather/Track Conditions: Cloud / Dry**  
**Circuit: Silverstone Historic Grand Prix**  
**Track Length: 5.857 Km - 3.6394 miles**

# Silverstone Classic - 29 - 31 Jul 2016

## John Fitzpatrick Trophy for Under 2 Litre Touring Cars (U2TC)

### Race 13 - Lap Chart

Lap 19			Lap 20		
NO	Behind	Laptime	NO	Behind	Laptime
113		2:34.775	113		2:36.034
46	1 LAP	2:40.396	46	1 LAP	2:42.150
68	1 LAP	2:40.079	69	2 LAPS	2:39.112
69	2 LAPS	2:37.776	52	19.819	2:34.668
52	21.185	2:34.350	89	28.447	2:36.316
7	25.159	2:42.360	66	1 LAP	2:44.184
66	1 LAP	2:45.090	29	1 LAP	2:43.946
89	28.165	2:34.746	16	51.536	2:36.052
29	1 LAP	2:45.377	100	56.202	2:35.243
85	1 LAP	3:00.334	195	1 LAP	2:44.562
195	1 LAP	2:43.303	64	59.411	2:35.975
16	51.518	2:35.275	97	1:03.734	2:38.989
100	56.993	2:35.785	70	1:09.011	2:36.828
64	59.470	2:36.166	98	1:12.103	2:37.978
97	1:00.779	2:40.337	9	1 LAP	2:40.129
70	1:08.217	2:36.151	77	1:14.968	2:35.360
9	1 LAP	2:39.148	85	1 LAP	3:13.120
98	1:10.159	2:36.954	49	1 LAP	2:44.250
77	1:15.642	2:36.254	40	1:29.115	2:36.372
49	1 LAP	3:06.664	111	1:45.245	2:35.782
40	1:28.777	2:36.065	179	2:00.682	2:39.609
111	1:45.497	2:36.118	888	2:02.569	2:39.298
179	1:57.107	2:39.344	117	1 LAP	2:43.989
888	1:59.305	2:38.338	110	1 LAP	2:45.005
117	1 LAP	2:43.966	91	2:25.961	2:38.157
110	1 LAP	2:44.380	24	2:26.232	2:40.089
24	2:22.177	2:39.311	42	2:26.946	2:38.130
91	2:23.838	2:38.294	134	1 LAP	2:50.975
42	2:24.850	2:40.063			
134	1 LAP	2:53.580			

**Session Start: 09:44:22 - Finish: 10:36:17**  
**Weather/Track Conditions: Cloud / Dry**  
**Circuit: Silverstone Historic Grand Prix**  
**Track Length: 5.857 Km - 3.6394 miles**



## Silverstone Classic - 29 - 31 Jul 2016

### Historic Touring Car Challenge ('66-'90)

#### Race 14 - Classification

Sheet No:

POS	NO	DRIVER/S	CLASS	CLASS POS	CAR MAKE / MODEL	TIME	LAPS	GAP	DIFF	MPH	BEST	ON
1	66	Whale N-Whale H	T4B	1	BMW M3 E30	40:27.065	15	-- 15 laps		80.97	2:21.576	5
2	36	Tromans-Meaden	T2C	1	Ford Capri	40:42.149	15	15.084	15.084	80.47	2:20.789	5
3	68	David Tomlin	T2B	1	Ford RS 1800	41:07.535	15	40.470	25.386	79.64	2:23.764	4
4	27	Richard Postins	T3C	1	Austin Rover	41:19.180	15	52.115	11.645	79.27	2:24.706	4
5	16	Steve Dance	T2C	2	Ford Capri	41:22.004	15	54.939	2.824	79.18	2:25.727	4
6	7	Garrett-Hall	T3C	2	Rover SD1	41:22.489	15	55.424	0.485	79.16	2:26.727	12
7	72	Dominik Roschmann	T2C	3	BMW 3.0 CSL	41:23.535	15	56.470	1.046	79.13	2:25.941	8
8	37	Walker-Griffiths	T2C	4	Ford Capri RS2600	41:52.308	15	1:25.243	28.773	78.22	2:27.704	7
9	4	Williams Chr-Williams Cha	T3C	3	Rover SD1	42:00.956	15	1:33.891	8.648	77.95	2:28.087	5
10	51	Lockie-Luck	T2B	2	BMW 2002 Ti	42:03.158	15	1:36.093	2.202	77.89	2:27.709	8
11	62	Roger Townsend	T4B	2	BMW M3	42:19.725	15	1:52.660	16.567	77.38	2:30.293	6
12	2	Devis-Kennard	T2C	5	AMC Javelin	42:20.112	15	1:53.047	0.387	77.37	2:25.008	11
13	15	Henry Mann	T1A	1	Ford Escort Mk1	42:39.112	15	2:12.047	19.000	76.79	2:30.906	4
14	14	Meins-Huff	D2C	1	Ford Capri 3.0S	42:42.555	15	2:15.490	3.443	76.69	2:31.184	11
15	21	Grahame Bryant	D2D	1	Chevrolet Camaro Z28	42:43.555	15	2:16.490	1.000	76.66	2:32.379	15
16	94	Till Bechtolsheimer	T3B	1	MG Metro Turbo	40:21.463	14	-- 14 laps	10.287	75.75	2:32.943	12
17	26	White-Bussell	T3C	4	Rover Vitesse	40:49.166	14	27.703	27.703	74.89	2:32.469	11
18	1	Gary Feakins	D2C	2	Ford Capri	40:58.259	14	36.796	9.093	74.61	2:35.521	4
19	24	Robert Crofton	INV	1	Datsun 240Z	41:04.674	14	43.211	6.415	74.42	2:35.812	9
20	95	James Wood	D1B	1	Triumph Dolomite Sprint	41:09.918	14	48.455	5.244	74.26	2:37.055	10
21	74	Andrew Bruce	D2C	3	Rover SD1	41:19.735	14	58.272	9.817	73.97	2:37.888	5
22	19	Peter Mallett	D2C	4	Rover SD1 3500S	41:24.796	14	1:03.333	5.061	73.81	2:38.489	9
23	43	Guest-Whale	INV	2	Alfa Romeo GTV6	41:25.474	14	1:04.011	0.678	73.79	2:37.278	5
24	48	Robin Benn	T2C	6	Ford Capri	42:15.890	14	1:54.427	50.416	72.33	2:42.252	6
25	52	Ryan-Bell	D2B	1	Ford Escort RS2000	42:58.953	14	2:37.490	43.063	71.12	2:43.517	6
26	46	Bennett-Baggs-Frankel	D1B	2	Triumph Dolomite Sprint	43:01.233	14	2:39.770	2.280	71.06	2:45.537	10
27	111	Allam-McKay	D2C	5	Ford Capri	43:20.032	14	2:58.569	18.799	70.54	2:41.176	5
28	41	Paul Clayson	D2B	2	Alfa Romeo GTV6	40:27.305	13	-- 13 laps	11.796	70.17	2:44.076	7
29	140	Mark Wilson	D2A	1	Volkswagen Golf	40:33.939	13	6.634	6.634	69.97	2:46.377	7
30	22	Edwards J-Edwards A	D1B	3	Triumph Dolomite Sprint	40:44.770	13	17.465	10.831	69.66	2:46.867	11
31	11	Allen-Roberts	D1B	4	Alfa Romeo 2000 GTV	40:45.813	13	18.508	1.043	69.64	2:47.944	11
32	58	Andrew Strachan	T1C	1	Rover P6	41:56.398	13	1:29.093	1:10.585	67.68	2:42.645	7
33	34	Watts-Swift	T3B	2	MG Metro Turbo	43:20.452	12	-- 12 laps	4:12.836	60.45	2:28.787	9
----- NOT CLASSIFIED -----												
DNF	123	Ric Wood	T2C		Ford Capri	33:45.809	12	-- 12 laps		77.60	2:23.174	4
DNF	42	Tom Pochciol	T2C		Ford Capri	30:27.226	10	-- 10 laps	1:35.775	71.70	2:24.734	4
DNF	31	Les Ely	T2B		BMW 2000	31:09.512	10	42.286	42.286	70.08	2:36.352	4
DNF	71	Tony Hart	T3B		Renault 5 GT Turbo	32:54.801	10	2:27.575	1:45.289	66.34	2:40.312	4
DNF	9	Clark-Wills	D2D		Chevrolet Camaro	15:29.944	5	-- 5 laps --		70.44	2:32.845	4

Car 66 - 10 second penalty - jump start.

Cars 1, 45, 58 & 111 - 20 second penalty - pit stop infringement.

Car 34 - 40 second penalty - pit stop infringement (2 x 20 seconds).

Session Start: 11:04:30 - Finish: 11:44:45

Weather/Track Conditions: Cloud / Dry

Circuit: Silverstone Historic Grand Prix

Track Length: 5.857 Km - 3.6394 miles

These results are provisional until the conclusion of any judicial and technical matters.

Clerk of the Course:

Timekeeper:

Issued at:



**Silverstone Classic - 29 - 31 Jul 2016**

**Historic Touring Car Challenge ('66-'90)**

**Race 14 - Classification**

**Sheet No:**

DNF 53	Ludovic Lindsay	T2C	Ford Capri	15:32.916	5	2.972	2.972	70.21	2:32.452	4
DNF 63	Steve Jones	D2A	Mini 1275GT	16:25.660	5	55.716	52.744	66.46	2:47.016	5
DNF 45	Green-Waghorn	D2C	Ford Capri	13:39.212	4	-- 4 laps --	0.568	63.97	2:42.445	4
DNF 61	Houlbrook-Smith	T4B	BMW M3 E30	32:45.213	4	19:06.001	19:06.00	26.66	2:38.047	3
DNF 55	Mullen-Blakeney-Edwards	T2C	BMW 3.0 CSL	2:30.453	1	-- 1 laps --		87.08	2:30.453	1
DNF 49	Harrison-Taft	T3B	MG Metro Turbo							
DNF 60	Jarrah Venables	T3C	Rover SD1							

----- FASTEST LAP SUMMARY -----

NO	DRIVER/S	CLASS	CAR MAKE / MODEL	FASTEST LAP	ON	MPH
36	Tromans-Meaden	T2C	Ford Capri	2:20.789	5	93.06
66	Whale N-Whale H	T4B	BMW M3 E30	2:21.576	5	92.54
68	David Tomlin	T2B	Ford RS 1800	2:23.764	4	91.13
27	Richard Postins	T3C	Austin Rover	2:24.706	4	90.54
34	Watts-Swift	T3B	MG Metro Turbo	2:28.787	9	88.06
15	Henry Mann	T1A	Ford Escort Mk1	2:30.906	4	86.82
14	Meins-Huff	D2C	Ford Capri 3.0S	2:31.184	11	86.66
21	Grahame Bryant	D2D	Chevrolet Camaro Z28	2:32.379	15	85.98
24	Robert Crofton	INV	Datsun 240Z	2:35.812	9	84.09
95	James Wood	D1B	Triumph Dolomite Sprint	2:37.055	10	83.42
58	Andrew Strachan	T1C	Rover P6	2:42.645	7	80.55
52	Ryan-Bell	D2B	Ford Escort RS2000	2:43.517	6	80.12
140	Mark Wilson	D2A	Volkswagen Golf	2:46.377	7	78.75

Car 66 - 10 second penalty - jump start.  
 Cars 1, 45, 58 & 111 - 20 second penalty - pit stop infringement.  
 Car 34 - 40 second penalty - pit stop infringement (2 x 20 seconds).

*Session Start: 11:04:30 - Finish: 11:44:45*  
*Weather/Track Conditions: Cloud / Dry*  
*Circuit: Silverstone Historic Grand Prix*  
*Track Length: 5.857 Km - 3.6394 miles*

These results are provisional until the conclusion of any judicial and technical matters.		
Clerk of the Course:	Timekeeper:	Issued at:

# Silverstone Classic - 29 - 31 Jul 2016

## Historic Touring Car Challenge ('66-'90)

### Race 14 - Sector Analysis

1 Gary Feakins (D2C)										Ford Capri									
lap	Sect-1	Speed	Sect-2	Speed	Sect-3	Speed	TopSpeed	laptme	pit	lap	Sect-1	Speed	Sect-2	Speed	Sect-3	Speed	Topspeed	laptme	pit
1		111.3	1:19.843	122.2	29.200	83.6		2:47.287		8	49.058	111.5	1:18.548	122.5	29.207	81.1		2:36.813	
2	1:10.330	48.1	2:16.400	58.7	49.693	72.2		4:16.423		9	48.596	119.0	1:20.373	119.4	30.687	74.4		2:39.656	
3	1:18.640	46.3	1:30.898	95.5	31.563	86.8		3:21.101		10	49.903	114.1	1:19.789	117.3	29.948	79.1		2:39.640	
4	49.669	111.1	1:17.194	121.6	28.658	85.6		2:35.521		11	49.478	113.4	1:20.017	119.4	29.119	84.8		2:38.614	
5	48.899	112.4	1:18.499	117.7	29.463	83.6		2:36.861		12	49.166	113.0	2:39.800	124.5	29.003	85.5		3:57.969	P
6	49.657	108.4	1:19.130	120.7	28.763	84.7		2:37.550		13	49.182	113.0	1:18.440	117.7	29.536	84.2		2:37.158	
7	48.554	115.1	1:18.336	118.4	29.113	85.1		2:36.003		14	48.978	113.0	1:19.469	118.6	29.216	84.2		2:37.663	

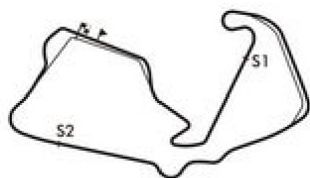
2 Devis-Kennard (T2C)										AMC Javelin									
lap	Sect-1	Speed	Sect-2	Speed	Sect-3	Speed	TopSpeed	laptme	pit	lap	Sect-1	Speed	Sect-2	Speed	Sect-3	Speed	Topspeed	laptme	pit
1								2:54.220		9								2:25.549	
2								4:17.417		10								2:25.730	
3								3:22.425		11								2:25.008	
4								2:41.125		12								2:28.646	
5								2:40.151		13								2:29.716	
6								2:40.824		14								2:26.694	
7			In		In			4:05.761	P	15								2:27.188	
8								2:29.658		16									

4 Williams Chr-Williams Cha (T3C)										Rover SD1									
lap	Sect-1	Speed	Sect-2	Speed	Sect-3	Speed	TopSpeed	laptme	pit	lap	Sect-1	Speed	Sect-2	Speed	Sect-3	Speed	Topspeed	laptme	pit
1		113.6	1:16.495	121.8	27.537	88.4		2:36.706		9	46.042	118.4	1:14.865	125.2	29.006	85.9		2:29.913	
2	1:12.073	38.8	2:16.725	46.4	49.759	73.0		4:18.557		10	46.731	117.9	1:15.961	123.6	27.738	89.6		2:30.430	
3	1:18.189	51.8	1:32.397	89.8	29.346	88.4		3:19.932		11	46.305	117.3	1:15.517	124.5	27.250	90.0		2:29.072	
4	48.015	111.5	1:15.816	121.6	27.540	91.2		2:31.371		12	47.269	116.5	1:16.154	124.0	27.990	87.8		2:31.413	
5	46.291	116.1	1:14.718	122.9	27.078	88.9		2:28.087		13	46.844	117.9	1:16.964	124.5	29.959	89.5		2:33.767	
6	46.391	116.5	1:17.066	118.8	27.892	75.7		2:31.349		14	46.201	117.5	1:27.657	115.1	29.425	89.8		2:43.283	
7	47.463	115.5	2:41.032	124.7	28.220	89.4		3:56.715	P	15	47.154	117.3	1:15.137	121.4	29.874	89.7		2:32.165	
8	45.996	117.9	1:14.848	125.2	27.352	89.1		2:28.196		16									

7 Garrett-Hall (T3C)										Rover SD1									
lap	Sect-1	Speed	Sect-2	Speed	Sect-3	Speed	TopSpeed	laptme	pit	lap	Sect-1	Speed	Sect-2	Speed	Sect-3	Speed	Topspeed	laptme	pit
1		118.4	1:15.346	128.3	27.815	92.3		2:32.211		9	45.855	123.4	1:15.681	129.1	27.653	89.2		2:29.189	
2	1:14.719	37.9	2:16.878	46.8	49.068	76.1		4:20.665		10	45.986	122.7	1:13.899	129.8	27.740	86.6		2:27.625	
3	1:16.591	68.8	1:34.479	83.9	29.508	90.3		3:20.578		11	46.706	123.8	1:15.382	128.8	27.569	91.2		2:29.657	
4	46.955	112.6	1:14.951	124.5	27.334	93.1		2:29.240		12	45.234	122.9	1:13.857	128.3	27.636	90.9		2:26.727	
5	46.437	116.9	1:16.147	129.1	27.279	92.7		2:29.863		13	45.571	121.1	1:12.950	122.0	28.250	91.6		2:26.771	
6	46.043	118.4	1:15.655	126.9	27.502	90.3		2:29.200		14	46.412	121.6	1:13.525	129.8	27.878	91.7		2:27.815	
7	46.643	117.7	2:42.281	127.6	27.597	91.9		3:56.521	P	15	46.153	118.4	1:14.314	131.1	28.661	91.2		2:29.128	
8	46.115	120.9	1:13.890	129.6	27.294	92.1		2:27.299		16									

9 Clark-Wills (D2D)										Chevrolet Camaro									
lap	Sect-1	Speed	Sect-2	Speed	Sect-3	Speed	TopSpeed	laptme	pit	lap	Sect-1	Speed	Sect-2	Speed	Sect-3	Speed	Topspeed	laptme	pit
1		116.3	1:17.739	136.4	28.628	89.6		2:42.944		4	47.729	123.4	1:16.283	138.4	28.833	88.8		2:32.845	
2	1:11.868	53.3	2:15.945	52.9	49.611	77.0		4:17.424		5	47.244	127.6	1:18.336	136.1	29.915	83.8		2:35.495	
3	1:17.985	47.7	1:31.786	82.7	31.465	88.2		3:21.236		6									

11 Allen-Roberts (D1B)										Alfa Romeo 2000 GTV									
lap	Sect-1	Speed	Sect-2	Speed	Sect-3	Speed	TopSpeed	laptme	pit	lap	Sect-1	Speed	Sect-2	Speed	Sect-3	Speed	Topspeed	laptme	pit
1		100.2	1:27.707	105.7	31.837	77.5		3:06.515		8	53.407	102.0	2:56.859	107.4	33.060	79.0		4:23.326	P
2	1:05.826	35.2	2:20.378	67.1	49.482	63.7		4:15.686		9	54.319	101.1	1:24.693	108.4	31.230	79.6		2:50.242	
3	1:17.647	54.5	1:35.634	106.7	32.650	76.2		3:25.931		10	54.819	101.1	1:25.198	107.2	30.553	80.0		2:50.570	
4	55.412	93.7	1:27.078	106.9	31.164	79.2		2:53.654		11	52.299	100.5	1:24.475	108.9	31.170	79.6		2:47.944	
5	52.910	102.0	1:24.946	107.0	30.808	80.0		2:48.664		12	52.349	101.8	1:23.739	108.2	33.495	79.6		2:49.583	
6	54.840	100.6	1:26.290	105.8	31.396	77.1		2:52.526		13	52.087	101.7	1:25.217	108.6	33.240	78.1		2:50.544	
7	53.691	100.2	1:25.924	105.8	31.013	77.9		2:50.628		14									



Session Start: 11:04:30 - Finish: 11:44:45  
Weather/Track Conditions: Cloud / Dry  
Circuit: Silverstone Historic Grand Prix  
Track Length: 5.857 Km - 3.6394 miles

# Silverstone Classic - 29 - 31 Jul 2016

## Historic Touring Car Challenge ('66-'90)

### Race 14 - Sector Analysis

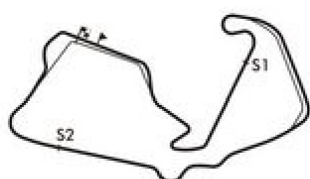
14 Meins-Huff (D2C)									Ford Capri 3.0S								
lap	Sect-1	Speed	Sect-2	Speed	Sect-3	Speed	TopSpeed	laptime pit	lap	Sect-1	Speed	Sect-2	Speed	Sect-3	Speed	Topspeed	laptime pit
1		114.1	1:19.821	125.2	29.451	84.9		2:47.103	9	47.221	120.1	1:16.435	126.1	28.523	88.0		2:32.179
2	1:10.110	46.4	2:16.319	57.5	49.684	71.7		4:16.113	10	47.343	119.8	1:16.759	126.1	28.508	84.9		2:32.610
3	1:18.584	41.6	1:31.174	92.3	31.676	86.0		3:21.434	11	47.142	120.5	1:16.017	126.1	28.025	87.8		2:31.184
4	54.208	119.0	1:18.644	126.6	29.437	84.7		2:42.289	12	48.020	120.9	1:16.128	129.1	28.381	86.9		2:32.529
5	48.637	118.1	1:17.315	125.4	29.448	84.3		2:35.400	13	47.687	120.7	1:16.288	123.8	30.702	86.1		2:34.677
6	49.827	113.6	1:18.105	124.7	29.313	83.8		2:37.245	14	48.173	120.5	1:17.184	127.3	29.833	80.7		2:35.190
7	48.760	118.8	2:42.517	125.7	28.198	87.5		3:59.475 P	15	48.011	120.1	1:16.554	125.4	29.193	83.8		2:33.758
8	47.464	120.9	1:15.846	126.9	28.059	88.1		2:31.369	16								

15 Henry Mann (T1A)									Ford Escort Mk1								
lap	Sect-1	Speed	Sect-2	Speed	Sect-3	Speed	TopSpeed	laptime pit	lap	Sect-1	Speed	Sect-2	Speed	Sect-3	Speed	Topspeed	laptime pit
1		116.7	1:14.996	123.8	28.729	91.1		2:34.748	9	48.105	113.4	1:18.879	118.8	29.016	86.0		2:36.000
2	1:13.369	37.3	2:16.796	44.9	49.909	73.5		4:20.074	10	49.167	110.2	1:18.594	118.8	28.714	87.4		2:36.475
3	1:17.445	54.5	1:33.072	90.9	29.358	87.4		3:19.875	11	48.342	113.2	1:18.781	118.1	28.689	87.2		2:35.812
4	47.021	115.5	1:15.843	121.8	28.042	88.9		2:30.906	12	48.182	114.1	1:17.032	121.8	29.863	86.5		2:35.077
5	47.031	115.9	1:16.116	121.8	28.227	87.7		2:31.374	13	48.860	113.6	1:17.394	112.0	32.957	84.0		2:39.211
6	47.019	113.9	1:16.425	119.6	28.485	87.6		2:31.929	14	48.227	112.8	1:17.238	119.8	29.907	86.4		2:35.372
7	47.743	113.4	1:17.374	119.2	29.110	87.8		2:34.227	15	48.572	110.6	1:17.434	118.8	29.539	85.7		2:35.545
8	48.096	114.1	2:45.742	120.1	28.649	87.2		4:02.487 P	16								

16 Steve Dance (T2C)									Ford Capri								
lap	Sect-1	Speed	Sect-2	Speed	Sect-3	Speed	TopSpeed	laptime pit	lap	Sect-1	Speed	Sect-2	Speed	Sect-3	Speed	Topspeed	laptime pit
1		122.5	1:14.012	130.1	28.430	91.7		2:31.859	9	45.838	123.1	1:14.405	130.3	28.223	88.8		2:28.466
2	1:14.191	41.2	2:16.563	46.8	48.588	80.2		4:19.342	10	46.333	124.0	1:14.706	128.6	27.615	92.7		2:28.654
3	1:16.792	73.7	1:34.736	91.2	28.752	91.4		3:20.280	11	46.014	123.4	1:15.202	131.1	28.791	88.4		2:30.007
4	45.189	125.9	1:12.927	131.1	27.611	90.9		2:25.727	12	46.247	124.0	1:14.719	129.3	27.993	87.8		2:28.959
5	45.508	124.7	1:13.480	129.3	27.868	92.1		2:26.856	13	46.498	123.8	1:13.606	128.1	29.192	90.3		2:29.296
6	45.718	124.0	1:13.257	129.1	27.885	91.7		2:26.860	14	47.421	120.9	1:14.616	131.8	27.753	92.4		2:29.790
7	45.910	123.1	2:46.533	128.6	27.861	91.3		4:00.304 P	15	45.765	124.3	1:14.073	130.6	28.503	92.1		2:28.341
8	45.724	125.2	1:13.984	129.8	27.555	91.4		2:27.263	16								

19 Peter Mallett (D2C)									Rover SD1 3500S								
lap	Sect-1	Speed	Sect-2	Speed	Sect-3	Speed	TopSpeed	laptime pit	lap	Sect-1	Speed	Sect-2	Speed	Sect-3	Speed	Topspeed	laptime pit
1		111.1	1:19.684	127.1	31.460	78.4		2:51.132	8	49.735	112.6	2:46.127	122.9	29.264	85.4		4:05.126
2	1:09.940	40.4	2:17.119	53.0	49.119	73.1		4:16.178	9	49.041	116.5	1:19.563	122.2	29.885	84.2		2:38.489
3	1:18.312	45.2	1:30.960	98.7	32.816	79.3		3:22.088	10	50.670	115.9	1:20.176	123.4	29.582	84.3		2:40.428
4	52.319	114.5	1:19.732	123.6	30.042	78.2		2:42.093	11	50.284	117.3	1:22.446	123.8	29.563	76.1		2:42.293
5	50.100	115.5	1:19.836	124.0	30.463	83.5		2:40.399	12	50.129	117.5	1:19.980	124.7	31.255	81.6		2:41.364
6	50.034	115.3	1:20.500	121.4	30.645	83.4		2:41.179	13	51.498	112.4	1:19.090	125.9	30.998	83.0		2:41.586
7	49.821	112.2	1:20.234	122.7	29.933	83.0		2:39.988	14	49.609	116.9	1:20.568	123.1	32.276	83.8		2:42.453

21 Grahame Bryant (D2D)									Chevrolet Camaro Z28								
lap	Sect-1	Speed	Sect-2	Speed	Sect-3	Speed	TopSpeed	laptime pit	lap	Sect-1	Speed	Sect-2	Speed	Sect-3	Speed	Topspeed	laptime pit
1		111.3	1:16.534	133.4	29.243	87.4		2:38.388	9	47.377	112.6	1:18.404	127.8	30.979	84.0		2:36.760
2	1:11.402	35.2	2:16.722	41.8	49.931	73.7		4:18.055	10	49.174	105.2	1:20.892	114.9	29.901	84.4		2:39.967
3	1:17.670	49.2	1:32.783	92.8	30.224	86.0		3:20.677	11	49.271	101.1	2:47.144	121.4	29.646	85.9		4:06.061 P
4	47.515	107.7	1:16.134	127.3	29.765	81.5		2:33.414	12	48.227	121.8	1:17.499	128.3	29.181	86.4		2:34.907
5	48.103	109.3	1:16.454	132.1	29.168	87.8		2:33.725	13	47.168	120.9	1:16.729	117.9	31.519	83.6		2:35.416
6	47.290	113.4	1:15.814	128.6	29.309	87.4		2:32.413	14	48.200	112.2	1:16.221	118.4	30.219	83.7		2:34.640
7	48.308	111.8	1:16.467	129.8	29.477	88.4		2:34.252	15	47.667	121.1	1:15.699	124.0	29.013	87.8		2:32.379
8	47.652	115.5	1:15.824	132.1	29.025	89.2		2:32.501	16								



Session Start: 11:04:30 - Finish: 11:44:45

Weather/Track Conditions: Cloud / Dry

Circuit: Silverstone Historic Grand Prix

Track Length: 5.857 Km - 3.6394 miles

# Silverstone Classic - 29 - 31 Jul 2016

## Historic Touring Car Challenge ('66-'90)

### Race 14 - Sector Analysis

22 Edwards J-Edwards A (D1B)									Triumph Dolomite Sprint									
lap	Sect-1	Speed	Sect-2	Speed	Sect-3	Speed	TopSpeed	laptime pit	lap	Sect-1	Speed	Sect-2	Speed	Sect-3	Speed	Topspeed	laptime	pit
1		107.7	1:26.328	126.4	32.186	75.0		3:05.380	8	54.179	97.8	1:24.385	114.7	32.423	81.8			2:50.987
2	1:05.865	35.8	2:19.359	76.2	49.537	66.3		4:14.761	9	52.214	108.2	1:24.909	129.3	33.055	81.9			2:50.178
3	1:17.352	56.3	1:35.383	111.7	33.976	72.5		3:26.711	10	53.117	92.7	1:24.899	113.7	31.491	82.2			2:49.507
4	53.634	99.6	1:25.301	125.4	32.520	74.1		2:51.455	11	51.698	105.5	1:23.242	128.8	31.927	84.1			2:46.867
5	52.874	107.2	1:24.994	126.6	32.137	74.4		2:50.005	12	52.762	98.0	1:23.308	116.1	32.625	78.7			2:48.695
6	53.303	96.3	3:08.169	121.8	33.000	78.7		4:34.472 P	13				115.1	31.869	83.2			2:47.463
7	52.105	116.3	1:22.947	131.8	33.237	83.4		2:48.289	14									

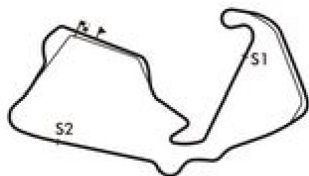
24 Robert Crofton (INV)									Datsun 240Z									
lap	Sect-1	Speed	Sect-2	Speed	Sect-3	Speed	TopSpeed	laptime pit	lap	Sect-1	Speed	Sect-2	Speed	Sect-3	Speed	Topspeed	laptime	pit
1		109.3	1:19.206	121.8	29.974	79.3		2:49.212	8	49.302	112.8	2:50.042	119.4	30.436	84.3			4:09.780 P
2	1:09.576	44.9	2:17.542	54.5	48.396	76.3		4:15.514	9	49.091	114.5	1:16.818	120.9	29.903	79.9			2:35.812
3	1:18.341	44.6	1:30.901	101.4	31.963	84.0		3:21.205	10	48.988	112.4	1:17.887	118.4	29.568	82.6			2:36.443
4	51.892	115.1	1:19.815	119.4	30.190	83.4		2:41.897	11	49.891	111.3	1:20.181	117.3	30.517	82.5			2:40.589
5	48.582	115.5	1:18.999	119.6	29.771	87.4		2:37.352	12	49.727	111.8	1:18.371	118.8	30.482	82.5			2:38.580
6	48.876	113.2	1:18.512	119.2	29.875	85.3		2:37.263	13	51.802	114.3	1:18.794	120.7	32.514	80.9			2:43.110
7	48.906	113.4	1:19.979	119.4	30.135	83.1		2:39.020	14	49.081	113.9	1:17.810	119.2	32.006	83.0			2:38.897

26 White-Bussell (T3C)									Rover Vitesse									
lap	Sect-1	Speed	Sect-2	Speed	Sect-3	Speed	TopSpeed	laptime pit	lap	Sect-1	Speed	Sect-2	Speed	Sect-3	Speed	Topspeed	laptime	pit
1		98.1	1:22.214	123.8	31.810	75.6		2:50.778	8	50.552	105.5	3:06.521	120.1	28.878	90.9			4:25.951 P
2	1:09.457	41.9	2:17.043	52.6	48.500	77.0		4:15.000	9	47.197	115.7	1:17.836	116.3	28.493	89.6			2:33.526
3	1:18.929	46.3	1:31.307	99.6	32.991	81.3		3:23.227	10	47.648	116.5	1:16.836	123.8	28.024	90.7			2:32.508
4	50.452	112.6	1:19.695	122.5	30.159	82.3		2:40.306	11	47.919	117.3	1:16.421	124.0	28.129	90.1			2:32.469
5	49.489	112.4	1:18.407	122.9	29.953	81.5		2:37.849	12	46.954	116.9	1:16.210	125.4	30.130	84.3			2:33.294
6	49.081	109.3	1:19.316	123.4	29.854	81.9		2:38.251	13	48.258	116.9	1:16.040	123.8	29.075	90.4			2:33.373
7	50.479	115.3	1:18.767	121.6	30.752	79.3		2:39.998	14	47.294	116.7	1:15.831	123.4	29.511	90.2			2:32.636

27 Richard Postins (T3C)									Austin Rover									
lap	Sect-1	Speed	Sect-2	Speed	Sect-3	Speed	TopSpeed	laptime pit	lap	Sect-1	Speed	Sect-2	Speed	Sect-3	Speed	Topspeed	laptime	pit
1		118.8	1:13.594	128.6	27.640	92.7		2:26.557	9	45.931	119.4	2:48.987	125.0	28.225	82.3			4:03.143 P
2	1:15.666	44.7	2:16.852	56.0	41.350	57.0		4:13.868	10	46.515	119.2	1:13.633	126.4	27.796	90.1			2:27.944
3	1:24.542	66.2	1:35.722	84.3	28.387	92.8		3:28.651	11	46.137	115.9	1:15.011	127.3	27.882	90.7			2:29.030
4	45.928	121.6	1:11.512	129.8	27.266	90.0		2:24.706	12	46.465	121.1	1:14.665	125.7	28.025	89.2			2:29.155
5	45.068	121.4	1:12.460	127.8	28.253	90.6		2:25.781	13	45.664	120.5	1:14.687	127.8	29.777	88.4			2:30.128
6	45.601	119.6	1:12.470	128.1	27.518	92.8		2:25.589	14	46.924	119.4	1:14.696	125.9	29.127	90.9			2:30.747
7	45.678	120.7	1:12.838	125.9	28.660	93.3		2:27.176	15	46.731	120.1	1:13.237	124.0	29.303	85.5			2:29.271
8	46.412	120.3	1:13.462	127.6	27.560	90.8		2:27.434	16									

31 Les Ely (T2B)									BMW 2000									
lap	Sect-1	Speed	Sect-2	Speed	Sect-3	Speed	TopSpeed	laptime pit	lap	Sect-1	Speed	Sect-2	Speed	Sect-3	Speed	Topspeed	laptime	pit
1		105.0	1:19.544	118.6	29.273	84.8		2:45.965	6	49.543	112.0	1:21.038	103.7	33.136	70.0			2:43.717
2	1:10.474	47.9	2:16.369	55.1	49.444	74.7		4:16.287	7	1:08.878	82.3	2:59.962	117.9	30.451	80.9			4:39.291
3	1:19.063	49.3	1:31.008	90.2	31.187	87.6		3:21.258	8	49.883	110.7	1:22.138		30.531	81.5			2:42.552
4	49.275	110.9	1:17.783	118.1	29.294	84.2		2:36.352	9	50.322	110.6	1:22.804	115.9	31.159	76.3			2:44.285
5	48.743	112.4	1:18.326	118.1	29.854	83.8		2:36.923	10	51.570	107.0	1:21.344	116.9	29.968	85.6			2:42.882

34 Watts-Swift (T3B)									MG Metro Turbo									
lap	Sect-1	Speed	Sect-2	Speed	Sect-3	Speed	TopSpeed	laptime pit	lap	Sect-1	Speed	Sect-2	Speed	Sect-3	Speed	Topspeed	laptime	pit
1	Out	42.1	5:02.869	60.8	48.521	63.0		7:23.287 P	7	51.968	71.5	2:34.283	67.9	36.574	73.7			4:02.825 P
2	1:18.749	59.0	1:34.485	103.7	30.100	83.6		3:23.334	8	1:05.238	60.7	3:58.073	121.8	27.921	91.9			5:31.232 P
3	48.173	119.8	1:13.988	129.8	28.418	89.4		2:30.579	9	47.241	109.7	1:14.319	128.3	27.227	93.1			2:28.787
4	47.092	122.5	1:14.335	129.1	28.633	85.2		2:30.060	10	46.856	115.7	1:13.771	125.9	28.530	95.2			2:29.157
5	46.904	123.1	1:19.330	102.6	29.347	84.7		2:35.581	11	46.878	119.2	1:15.797	125.9	29.316	86.1			2:31.991
6	51.090	98.4	3:24.897	122.9	28.417	90.1		4:44.404 P	12	48.445	118.6	1:13.608	127.8	27.162				2:29.215



Session Start: 11:04:30 - Finish: 11:44:45  
 Weather/Track Conditions: Cloud / Dry  
 Circuit: Silverstone Historic Grand Prix  
 Track Length: 5.857 Km - 3.6394 miles

# Silverstone Classic - 29 - 31 Jul 2016

## Historic Touring Car Challenge ('66-'90)

### Race 14 - Sector Analysis

36 Tromans-Meaden (T2C)									Ford Capri										
lap	Sect-1	Speed	Sect-2	Speed	Sect-3	Speed	TopSpeed	laptime	pit	lap	Sect-1	Speed	Sect-2	Speed	Sect-3	Speed	Topspeed	laptime	pit
1		129.8	1:11.510	136.4	27.431	78.0		2:22.281		9	43.936	133.7	1:11.255	141.6	27.254	94.9		2:22.445	
2	1:17.727	47.3	2:15.488	66.4	43.101	56.2		4:16.316		10	43.888	121.4	2:44.464	133.7	28.662	87.5		3:57.014	P
3	1:23.351	62.7	1:36.395	111.1	28.968	91.9		3:28.714		11	47.138	120.7	1:14.530	136.7	27.684	89.6		2:29.352	
4	43.817	129.1	1:10.234	139.5	26.759	92.3		2:20.810		12	46.693	116.9	1:14.675	137.5	27.743	91.1		2:29.111	
5	43.661	130.3	1:10.291	139.8	26.837	91.7		2:20.789		13	46.636	121.1	1:13.355	137.5	30.059	80.8		2:30.050	
6	44.206	131.1	1:10.590	138.9	27.040	92.3		2:21.836		14	47.321	124.5	1:13.373	132.6	28.827	87.4		2:29.521	
7	44.236	127.8	1:10.285	139.5	27.035	93.7		2:21.556		15	46.261	123.1	1:13.515	132.6	29.213	88.8		2:28.989	
8	44.336	128.3	1:11.885	138.9	27.144	96.4		2:23.365		16									

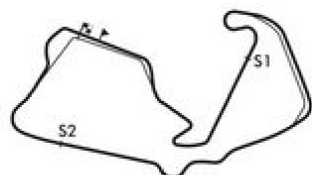
37 Walker-Griffiths (T2C)									Ford Capri RS2600										
lap	Sect-1	Speed	Sect-2	Speed	Sect-3	Speed	TopSpeed	laptime	pit	lap	Sect-1	Speed	Sect-2	Speed	Sect-3	Speed	Topspeed	laptime	pit
1		113.0	1:16.345	131.6	29.238	87.2		2:40.811		9	44.869	123.1	1:16.565	128.1	28.866	88.8		2:30.300	
2	1:12.683	54.4	2:14.882	49.7	50.354	75.9		4:17.919		10	46.810	113.4	1:18.600	127.3	28.521	90.7		2:33.931	
3	1:18.769	47.6	1:32.045	81.5	30.359	87.0		3:21.173		11	46.763	117.3	1:16.198	127.8	28.355	86.8		2:31.316	
4	46.705	120.3	1:15.084	131.1	29.582	91.4		2:31.371		12	45.738	122.2	1:15.284	127.1	28.348	88.3		2:29.370	
5	46.990	123.4	1:15.654	127.3	28.837	88.7		2:31.481		13	45.507	122.2	1:13.523	128.6	29.129	89.7		2:28.159	
6	47.276	112.0	2:44.491	125.9	28.561	86.3		4:00.328	P	14	47.291	118.1	1:14.605	125.9	28.640	88.4		2:30.536	
7	45.919	123.4	1:14.165	128.3	27.620	92.7		2:27.704		15	46.415	119.6	1:14.826	125.7	28.790	89.5		2:30.031	
8	45.672	120.5	1:13.633	129.6	28.573	92.7		2:27.878		16									

41 Paul Clayton (D2B)									Alfa Romeo GTV6										
lap	Sect-1	Speed	Sect-2	Speed	Sect-3	Speed	TopSpeed	laptime	pit	lap	Sect-1	Speed	Sect-2	Speed	Sect-3	Speed	Topspeed	laptime	pit
1		102.1	1:23.354	114.3	32.309	77.5		3:00.451		8	51.597	104.9	3:01.472	112.6	32.242	72.5		4:25.311	P
2	1:08.046	39.5	2:19.100	63.2	50.191	58.2		4:17.337		9	52.563	107.4	1:45.191	113.4	31.854	80.3		3:09.608	
3	1:16.411	50.9	1:33.329	103.7	32.073	81.0		3:21.813		10	51.573	106.0	1:22.827	113.4	31.335	79.3		2:45.735	
4	51.864	103.2	1:22.522	113.7	32.082	79.6		2:46.468		11	51.772	107.9	1:23.507	113.9	30.577	82.5		2:45.856	
5	51.950	103.1	1:22.709	114.1	31.604	81.7		2:46.263		12	51.482	107.0	1:23.046	104.2	34.901	79.9		2:49.429	
6	51.819	106.4	1:23.137	113.6	30.949	82.1		2:45.905		13	52.438	102.6	1:22.503	102.0	34.112	79.0		2:49.053	
7	51.023	107.2	1:22.292	114.1	30.761	81.4		2:44.076		14									

42 Tom Pochciol (T2C)									Ford Capri										
lap	Sect-1	Speed	Sect-2	Speed	Sect-3	Speed	TopSpeed	laptime	pit	lap	Sect-1	Speed	Sect-2	Speed	Sect-3	Speed	Topspeed	laptime	pit
1		123.8	1:14.931	132.4	27.988	90.7		2:29.505		6	45.550	125.9	1:12.716	132.1	27.321	93.6		2:25.587	
2	1:14.522	44.8	2:16.842	50.5	40.954	52.3		4:12.318		7	45.376	126.6	4:21.614	131.3	27.672	90.8		5:34.662	P
3	1:24.996	72.5	1:35.112	91.4	28.461	92.8		3:28.569		8	47.492	124.3	1:13.630	131.8	28.227	90.4		2:29.349	
4	45.402	126.4	1:12.413	132.6	26.919	90.9		2:24.734		9	45.588	125.2	1:14.651	131.6	28.120	90.9		2:28.359	
5	44.903	127.1	1:12.180	133.2	28.469	88.7		2:25.552		10	46.339	125.4	1:14.247	131.8	28.005	90.8		2:28.591	

43 Guest-Whale (INV)									Alfa Romeo GTV6										
lap	Sect-1	Speed	Sect-2	Speed	Sect-3	Speed	TopSpeed	laptime	pit	lap	Sect-1	Speed	Sect-2	Speed	Sect-3	Speed	Topspeed	laptime	pit
1		110.7	1:19.983		29.886	86.8		2:52.168		8	49.622	110.6	1:19.712		29.062	87.7		2:38.396	
2	1:10.865	38.4	2:17.235		49.967	62.6		4:18.067		9	49.508	109.3	1:20.085		30.920	69.2		2:40.513	
3	1:17.634	47.8	1:31.588	104.2	31.041	87.5		3:20.263		10	50.605	109.8	2:52.254		30.993	85.8		4:13.852	
4	52.439	110.6	1:19.433		29.588	88.2		2:41.460		11	50.026	109.1	1:22.171		30.347	85.4		2:42.544	
5	49.323	111.1	1:18.482	117.1	29.473	87.5		2:37.278		12	50.381	107.9	1:20.354	115.9	29.002	86.6		2:39.737	
6	48.918	110.6	1:19.988		30.658	81.7		2:39.564		13	50.587	109.5	1:19.990		31.787	84.7		2:42.364	
7	50.253	110.2	1:18.936		29.189	88.0		2:38.378		14	50.465	108.8	1:19.657	115.5	30.768	86.8		2:40.890	

45 Green-Waghorn (D2C)									Ford Capri										
lap	Sect-1	Speed	Sect-2	Speed	Sect-3	Speed	TopSpeed	laptime	pit	lap	Sect-1	Speed	Sect-2	Speed	Sect-3	Speed	Topspeed	laptime	pit
1		101.8	1:22.379	118.1	30.648	81.5		2:59.168		3	1:17.660	48.7	1:31.424	95.6	32.559	83.1		3:21.643	
2	1:08.148	37.1	2:17.756	59.1	50.052	61.6		4:15.956		4	50.595	108.4	1:20.992	115.1	30.858	81.8		2:42.445	



Session Start: 11:04:30 - Finish: 11:44:45  
Weather/Track Conditions: Cloud / Dry  
Circuit: Silverstone Historic Grand Prix  
Track Length: 5.857 Km - 3.6394 miles



# Silverstone Classic - 29 - 31 Jul 2016

## Historic Touring Car Challenge ('66-'90)

### Race 14 - Sector Analysis

46 Bennett-Baggs-Frankel (D1B)									Triumph Dolomite Sprint								
lap	Sect-1	Speed	Sect-2	Speed	Sect-3	Speed	TopSpeed	laptime pit	lap	Sect-1	Speed	Sect-2	Speed	Sect-3	Speed	Topspeed	laptime pit
1		104.5	1:26.408	113.6	33.142	79.2		3:03.717	8	52.622	103.4	2:52.538	115.5	31.632	81.0		4:16.792
2	1:06.111	37.7	2:19.578	72.3	49.399	58.2		4:15.088	9	52.296	100.6	1:23.786	112.0	31.632	83.4		2:47.714
3	1:17.125	49.8	1:34.864	119.2	33.824	73.3		3:25.813	10	51.414	109.7	1:22.314	110.4	31.809	76.5		2:45.537
4	54.189	105.0	1:25.177	122.9	32.044	80.2		2:51.410	11	51.427	110.6	1:23.936	112.6	32.027	79.8		2:47.390
5	52.173	99.0	1:24.311	113.7	32.433	78.6		2:48.917	12	51.413	109.3	1:22.414	122.7	32.735	82.5		2:46.562
6	52.994	99.1	1:24.876	110.7	32.226	81.9		2:50.096	13	51.315	111.3	1:22.427	113.6	33.127	80.7		2:46.869
7	51.883	109.7	1:24.409	125.9	32.767	80.2		2:49.059	14	51.646	101.4	1:22.510	122.9	32.113	80.9		2:46.269

48 Robin Benn (T2C)									Ford Capri								
lap	Sect-1	Speed	Sect-2	Speed	Sect-3	Speed	TopSpeed	laptime pit	lap	Sect-1	Speed	Sect-2	Speed	Sect-3	Speed	Topspeed	laptime pit
1		109.5	1:20.797	119.4	30.852	82.0		2:52.801	8	50.701	110.0	3:01.635	115.9	31.041	80.6		4:23.377 P
2	1:10.560	40.6	2:17.551	57.6	49.971	63.6		4:18.082	9	52.017	109.5	1:21.722	115.9	31.601	77.9		2:45.340
3	1:17.652	46.8	1:31.978	98.3	32.715	75.2		3:22.345	10	51.692	108.2	1:20.970	116.5	30.693	77.3		2:43.355
4	51.644	109.1	1:21.615	119.0	30.646	80.2		2:43.905	11	53.044	110.2	1:21.816	116.5	30.654	80.8		2:45.514
5	52.782	110.2	1:19.951	117.1	30.406	80.3		2:43.139	12	51.309	110.6	1:20.873	116.5	32.962	80.5		2:45.144
6	50.874	110.6	1:20.589	117.3	30.789	80.3		2:42.252	13	51.822	108.6	1:20.144	112.2	31.482	80.6		2:43.448
7	51.090	109.8	1:20.752	117.3	30.730	80.5		2:42.572	14	52.010	109.3	1:20.516	117.1	32.090	80.4		2:44.616

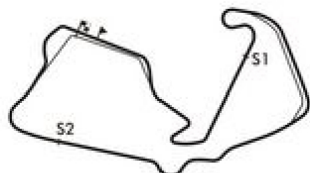
49 Harrison-Taft (T3B)									MG Metro Turbo								
lap	Sect-1	Speed	Sect-2	Speed	Sect-3	Speed	TopSpeed	laptime pit	lap	Sect-1	Speed	Sect-2	Speed	Sect-3	Speed	Topspeed	laptime pit

51 Lockie-Luck (T2B)									BMW 2002 Ti								
lap	Sect-1	Speed	Sect-2	Speed	Sect-3	Speed	TopSpeed	laptime pit	lap	Sect-1	Speed	Sect-2	Speed	Sect-3	Speed	Topspeed	laptime pit
1		112.2	1:15.807	120.1	27.410	88.7		2:32.437	9	46.566	113.6	1:14.390	117.9	27.241	90.7		2:28.197
2	1:15.207	34.7	2:16.839	42.3	49.023	84.6		4:21.069	10	46.546	113.6	2:42.349	117.5	30.196	75.3		3:59.091
3	1:17.538	65.3	1:33.057	81.7	29.633	91.4		3:20.228	11	49.004	113.2	1:17.812	118.1	29.335	87.0		2:36.151
4	46.525	113.2	1:14.586	117.3	27.221	90.1		2:28.332	12	49.870	110.9	1:17.887	118.1	29.021	88.7		2:36.778
5	46.196	112.0	1:14.384	117.3	27.177	90.6		2:27.757	13	48.055	113.2	1:16.964	118.1	31.036	87.3		2:36.055
6	46.202	113.4	1:15.171	119.6	27.386	89.2		2:28.759	14	49.040	113.0	1:17.955	116.7	29.730	89.4		2:36.725
7	46.550	112.6	1:14.890	118.1	27.282	90.8		2:28.722	15	49.080	113.7	1:16.576	117.7	29.492	89.1		2:35.148
8	46.235	114.7	1:14.155	118.4	27.319	88.9		2:27.709	16								

52 Ryan-Bell (D2B)									Ford Escort RS2000								
lap	Sect-1	Speed	Sect-2	Speed	Sect-3	Speed	TopSpeed	laptime pit	lap	Sect-1	Speed	Sect-2	Speed	Sect-3	Speed	Topspeed	laptime pit
1		105.2	1:25.874	114.3	32.821	80.2		3:04.063	8	52.087	101.1	1:25.377	112.6	32.113	79.2		2:49.577
2	1:06.358	34.8	2:19.554	67.6	49.200	59.1		4:15.112	9	52.807	101.2	1:25.717	112.6	32.150	75.5		2:50.674
3	1:17.172	53.7	1:34.897	108.2	33.614	75.3		3:25.683	10	54.070	105.5	1:25.603	114.1	31.746	79.7		2:51.419
4	52.096	106.2	1:22.907	112.8	30.889	79.8		2:45.892	11	53.069	105.0	1:26.002	111.7	32.377	76.6		2:51.448
5	51.502	105.2	1:22.469	111.8	30.938	79.4		2:44.909	12	52.920	106.4	1:24.204	112.8	33.263	78.2		2:50.387
6	50.958	107.0	1:21.549	113.9	31.010	81.4		2:43.517	13	52.686	107.0	1:24.211	113.2	32.444	74.5		2:49.341
7	51.148	106.9	2:43.800	112.2	32.283	81.0		4:07.231 P	14	53.015	107.0	1:23.762	113.9	32.923	73.8		2:49.700

53 Ludovic Lindsay (T2C)									Ford Capri								
lap	Sect-1	Speed	Sect-2	Speed	Sect-3	Speed	TopSpeed	laptime pit	lap	Sect-1	Speed	Sect-2	Speed	Sect-3	Speed	Topspeed	laptime pit
1		116.9	1:17.151	128.6	29.049	81.7		2:39.206	4	47.175	112.8	1:16.607	129.1	28.670	84.5		2:32.452
2	1:12.814	47.8	2:15.773	44.2	50.299	70.6		4:18.886	5	46.926	107.9	1:23.656	100.8	32.205	78.6		2:42.787
3	1:17.783	54.9	1:31.987	84.0	29.815	88.7		3:19.585	6								

55 Mullen-Blakeney-Edwards (T2C)									BMW 3.0 CSL								
lap	Sect-1	Speed	Sect-2	Speed	Sect-3	Speed	TopSpeed	laptime pit	lap	Sect-1	Speed	Sect-2	Speed	Sect-3	Speed	Topspeed	laptime pit
1		124.0	1:15.525	130.8	29.198	84.7		2:30.453	2								



**Session Start: 11:04:30 - Finish: 11:44:45**  
**Weather/Track Conditions: Cloud / Dry**  
**Circuit: Silverstone Historic Grand Prix**  
**Track Length: 5.857 Km - 3.6394 miles**



# Silverstone Classic - 29 - 31 Jul 2016

## Historic Touring Car Challenge ('66-'90)

### Race 14 - Sector Analysis

<b>58 Andrew Strachan (T1C)</b>									Rover P6										
lap	Sect-1	Speed	Sect-2	Speed	Sect-3	Speed	TopSpeed	laptime	pit	lap	Sect-1	Speed	Sect-2	Speed	Sect-3	Speed	Topspeed	laptime	pit
1		106.4	1:21.734	113.9	29.719	82.3		2:54.875		8	52.182	105.7	1:22.130	111.7	30.032	77.9		2:44.344	
2	1:10.337	41.8	2:17.533	53.0	51.013	62.0		4:18.883		9	54.457	103.7	2:57.352	110.0	30.930	80.2		4:22.739	P
3	1:16.625	46.7	1:32.061	103.7	32.234	78.2		3:20.920		10	54.781	101.2	1:23.623	111.8	31.143	81.2		2:49.547	
4	52.367	107.5	1:20.258	114.7	30.438	76.3		2:43.063		11	52.949	104.4	1:22.728	111.7	30.440	79.2		2:46.117	
5	1:10.981	81.2	2:46.587	111.7	30.618	73.2		4:28.186	P	12	55.347	97.7	1:23.239	112.8	31.256	81.0		2:49.842	
6	53.530	106.5	1:22.847	110.9	30.078	84.5		2:46.455		13	53.655	100.0	1:23.803	111.5	31.324	79.2		2:48.782	
7	51.471	106.4	1:21.109	111.7	30.065	81.5		2:42.645		14									

<b>60 Jarrah Venables (T3C)</b>									Rover SD1										
lap	Sect-1	Speed	Sect-2	Speed	Sect-3	Speed	TopSpeed	laptime	pit	lap	Sect-1	Speed	Sect-2	Speed	Sect-3	Speed	Topspeed	laptime	pit

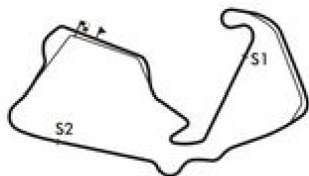
<b>61 Houlbrook-Smith (T4B)</b>									BMW M3 E30										
lap	Sect-1	Speed	Sect-2	Speed	Sect-3	Speed	TopSpeed	laptime	pit	lap	Sect-1	Speed	Sect-2	Speed	Sect-3	Speed	Topspeed	laptime	pit
1	Out	48.9	3:53.161	73.3	37.349	69.4		5:53.576	P	3	48.096	118.6	1:18.094	124.7	31.857	85.9		2:38.047	
2	1:16.969	55.5	9:37.997	120.7	30.084	85.8		21:25.050	P	4	49.153	116.9	1:25.366	95.1	34.021	78.4		2:48.540	

<b>62 Roger Townsend (T4B)</b>									BMW M3										
lap	Sect-1	Speed	Sect-2	Speed	Sect-3	Speed	TopSpeed	laptime	pit	lap	Sect-1	Speed	Sect-2	Speed	Sect-3	Speed	Topspeed	laptime	pit
1		137.8	1:16.076	132.1	29.228	88.3		2:40.425		9	46.866	121.4	1:14.876	129.8	29.411	87.8		2:31.153	
2	1:12.263	52.3	2:15.794	45.6	50.496	76.4		4:18.553		10	47.538	120.7	2:45.399	128.1	30.339	84.3		4:03.276	P
3	1:17.717	49.0	1:32.048	83.9	30.607	87.8		3:20.372		11	48.720	121.1	1:16.221	130.3	29.605	82.4		2:34.546	
4	46.673	121.4	1:15.397	130.3	29.555	89.6		2:31.625		12	47.336	117.5	1:17.119	129.8	29.571	89.1		2:34.026	
5	47.053	123.1	1:15.520	130.8	28.623	90.6		2:31.196		13	47.321	121.8	1:15.631	129.1	31.415	84.0		2:34.367	
6	46.539	123.1	1:15.175	128.3	28.579	91.1		2:30.293		14	47.483	123.6	1:16.273	129.3	31.366	88.8		2:35.122	
7	46.284	122.5	1:15.061	129.1	28.949	90.7		2:30.294		15	47.127	121.6	1:15.774	130.3	30.096	88.5		2:32.997	
8	46.571	119.0	1:15.436	127.1	29.473	88.1		2:31.480		16									

<b>63 Steve Jones (D2A)</b>									Mini 1275GT										
lap	Sect-1	Speed	Sect-2	Speed	Sect-3	Speed	TopSpeed	laptime	pit	lap	Sect-1	Speed	Sect-2	Speed	Sect-3	Speed	Topspeed	laptime	pit
1		98.0	1:26.139	102.8	32.490	75.9		3:07.221		4	54.234	98.5	1:24.305	108.4	31.308	77.8		2:49.847	
2	1:06.079	33.6	2:20.450	62.3	49.250	61.0		4:15.779		5	52.680	101.4	1:23.347		30.989	81.6		2:47.016	
3	1:17.863	58.6	1:35.429	104.9	32.505	79.1		3:25.797		6									

<b>66 Whale N-Whale H (T4B)</b>									BMW M3 E30										
lap	Sect-1	Speed	Sect-2	Speed	Sect-3	Speed	TopSpeed	laptime	pit	lap	Sect-1	Speed	Sect-2	Speed	Sect-3	Speed	Topspeed	laptime	pit
1		121.4	1:13.161	133.4	26.937	95.5		2:25.128		9	44.121	129.1	1:11.473	134.2	26.807	93.1		2:22.401	
2	1:15.592	47.0	2:15.659	65.0	42.887	57.5		4:14.138		10	46.135	127.8	1:13.215	133.9	26.555	96.1		2:25.905	
3	1:23.903	68.3	1:36.095	94.9	28.776	92.1		3:28.774		11	44.664	127.8	1:11.424	134.8	26.725	95.3		2:22.813	
4	44.577	129.3	1:11.022	134.8	26.686	96.7		2:22.285		12	44.571	128.6	1:11.561	133.9	26.878	92.8		2:23.010	
5	43.914	129.8	1:11.082	134.8	26.580	97.1		2:21.576		13	44.755	126.4	1:11.370	133.7	27.475	94.4		2:23.600	
6	43.903	129.3	1:11.267	134.2	26.798	93.5		2:21.968		14	44.484	126.9	1:12.251	133.4	28.302	94.9		2:25.037	
7	44.371	128.6	2:39.581	134.2	27.629	84.7		3:51.581	P	15	46.004	122.5	1:12.126	133.7	28.622	84.0		2:26.752	
8	44.920	127.6	1:10.788	134.5	26.389	91.6		2:22.097		16									

<b>68 David Tomlin (T2B)</b>									Ford RS 1800										
lap	Sect-1	Speed	Sect-2	Speed	Sect-3	Speed	TopSpeed	laptime	pit	lap	Sect-1	Speed	Sect-2	Speed	Sect-3	Speed	Topspeed	laptime	pit
1		123.6	1:14.220	128.3	26.917	88.5		2:28.345		9	45.713	120.5	1:14.397	127.6	27.873	90.4		2:27.983	
2	1:15.040	39.4	2:16.766	52.8	41.149	53.8		4:12.955		10	45.790	121.8	1:15.427	126.4	27.633	89.0		2:28.850	
3	1:24.684	72.7	1:35.367	87.6	27.998	91.9		3:28.049		11	45.826	119.4	1:13.852	127.3	27.178	90.7		2:26.856	
4	45.343	123.4	1:11.614	126.9	26.807	88.7		2:23.764		12	45.510	120.5	1:13.776	127.1	27.498	89.0		2:26.784	
5	44.913	124.7	1:13.275	122.5	28.931	89.1		2:27.119		13	46.518	115.5	1:14.538	127.8	28.242	86.6		2:29.298	
6	45.730	119.2	2:38.270	123.8	27.339	92.7		3:51.339	P	14	47.578	117.9	1:14.920	122.5	29.758	86.5		2:32.256	
7	45.197	119.0	1:13.107	127.3	27.020	91.8		2:25.324		15	46.976	116.5	1:15.036	113.7	30.478	83.9		2:32.490	
8	45.927	119.6	1:13.123	127.6	27.073	89.7		2:26.123		16									



Session Start: 11:04:30 - Finish: 11:44:45  
Weather/Track Conditions: Cloud / Dry  
Circuit: Silverstone Historic Grand Prix  
Track Length: 5.857 Km - 3.6394 miles

# Silverstone Classic - 29 - 31 Jul 2016

## Historic Touring Car Challenge ('66-'90)

### Race 14 - Sector Analysis

71 Tony Hart (T3B)									Renault 5 GT Turbo								
lap	Sect-1	Speed	Sect-2	Speed	Sect-3	Speed	TopSpeed	laptime pit	lap	Sect-1	Speed	Sect-2	Speed	Sect-3	Speed	Topspeed	laptime pit
1					30.368	84.5		2:55.745	6					30.787			2:43.871
2	1:10.216	42.4	2:17.317		50.987	65.3		4:18.520	7	50.045	109.1	2:57.031		30.166	87.2		4:17.242 P
3	1:16.718	43.9	1:32.246		32.762	86.3		3:21.726	8					32.061	85.8		2:42.423
4					30.276	88.3		2:40.312	9	51.657	108.9	1:22.317		43.160	52.3		2:57.134
5	49.786	109.1	1:20.598		31.193	85.5		2:41.577	10	Out				32.925	56.4		4:16.251

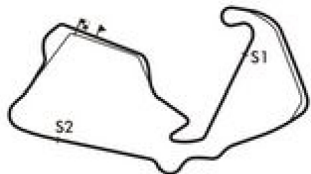
72 Dominik Roschmann (T2C)									BMW 3.0 CSL								
lap	Sect-1	Speed	Sect-2	Speed	Sect-3	Speed	TopSpeed	laptime pit	lap	Sect-1	Speed	Sect-2	Speed	Sect-3	Speed	Topspeed	laptime pit
1		107.5	1:16.561	132.6	29.073	81.2		2:38.959	9	45.714	122.5	2:45.005	131.8	28.741	87.5		3:59.460
2	1:12.044	41.3	2:16.247	43.0	50.265	67.4		4:18.556	10	46.055	115.9	1:15.379	130.6	29.539	87.5		2:30.973
3	1:17.646	52.6	1:32.326	92.6	30.008	87.6		3:19.980	11	46.795	126.6	1:16.065	132.4	27.872	92.6		2:30.732
4	46.533	117.9	1:13.229	133.2	27.752	92.2		2:27.514	12	45.338	126.4	1:13.744	132.6	27.878	93.3		2:26.960
5	45.096	118.1	1:13.703	132.6	27.777	91.8		2:26.576	13	45.388	128.3	1:13.075	117.9	30.439	89.0		2:28.902
6	44.731	124.7	1:13.973	131.3	28.204	90.6		2:26.908	14			1:33.4		28.522	92.3		2:26.820
7	46.334	121.6	1:13.071	132.4	27.822	92.2		2:27.227	15	45.399	127.6	1:13.239	132.6	29.389	91.9		2:28.027
8	45.169	128.3	1:12.382	132.1	28.390	90.1		2:25.941	16								

74 Andrew Bruce (D2C)									Rover SD1								
lap	Sect-1	Speed	Sect-2	Speed	Sect-3	Speed	TopSpeed	laptime pit	lap	Sect-1	Speed	Sect-2	Speed	Sect-3	Speed	Topspeed	laptime pit
1		98.8	1:23.345	119.2	30.223	81.7		3:00.879	8	48.848	110.0	1:18.790	120.7	30.288	83.2		2:37.926
2	1:08.205	41.3	2:19.128		50.085	59.3		4:17.418	9	50.938	108.1	2:49.488	120.3	30.236	81.6		4:10.662
3	1:16.655	52.3	1:33.077	99.7	31.990	83.4		3:21.722	10	50.215	116.3	1:19.196		29.661	83.3		2:39.072
4	49.520	115.7	1:19.130		30.103	81.8		2:38.753	11	48.677		1:20.590		29.446	85.1		2:38.713
5	50.546	112.6	1:17.764		29.578	85.3		2:37.888	12	48.651	97.3	1:19.767	123.6	29.886	84.7		2:38.304
6	50.114	103.9	1:20.201		29.948	84.3		2:40.263	13	49.452	112.0	1:19.021		30.750	83.7		2:39.223
7	49.441	116.3	1:19.132		29.434	86.0		2:38.007	14	49.791	108.4	1:19.470		31.644	82.6		2:40.905

94 Till Bechtolsheimer (T3B)									MG Metro Turbo								
lap	Sect-1	Speed	Sect-2	Speed	Sect-3	Speed	TopSpeed	laptime pit	lap	Sect-1	Speed	Sect-2	Speed	Sect-3	Speed	Topspeed	laptime pit
1					27.932			2:44.741	8					28.635			2:36.388
2	1:11.398	46.8	2:16.374		49.219			4:16.991	9					28.499	90.1		2:33.523
3	1:19.269	48.3	1:31.109		30.234			3:20.612	10	49.633	105.4	1:17.267		28.263			2:35.163
4					27.689			2:33.697	11					28.547			2:34.418
5	48.721	113.2	1:16.260		29.169	77.8		2:34.150	12					28.066			2:32.943
6	48.348	110.0	2:59.451		28.461			4:16.260 P	13	48.447	113.9	1:16.594		29.157			2:34.198
7					27.966			2:34.420	14					28.728			2:33.959

95 James Wood (D1B)									Triumph Dolomite Sprint								
lap	Sect-1	Speed	Sect-2	Speed	Sect-3	Speed	TopSpeed	laptime pit	lap	Sect-1	Speed	Sect-2	Speed	Sect-3	Speed	Topspeed	laptime pit
1		107.5	1:20.151	121.1	30.381	84.6		2:49.972	8	49.176	111.7	1:19.330	118.6	28.918	84.6		2:37.424
2	1:09.465	45.0	2:17.399	53.9	48.413	71.7		4:15.277	9	50.455	110.7	2:50.927	114.3	29.129	82.6		4:10.511 P
3	1:18.456	47.4	1:31.441	105.2	31.415	85.1		3:21.312	10	49.415	112.0	1:18.807	114.5	28.833	83.9		2:37.055
4	50.332	110.7	1:20.139	116.3	29.224	85.2		2:39.695	11	49.473	110.9	1:19.198	112.8	29.390	86.6		2:38.061
5	49.482	110.7	1:20.438	126.9	28.822	85.9		2:38.742	12	49.943	109.1	1:18.946	118.6	29.939	79.7		2:38.828
6	50.825	110.4	1:19.090	117.3	28.895	83.7		2:38.810	13	50.490	104.2	1:19.185	114.5	35.065	82.8		2:44.740
7	49.872	110.4	1:18.412	117.7	29.891	82.8		2:38.175	14	50.602	105.7	1:19.932	106.0	30.782	85.3		2:41.316

111 Allam-McKay (D2C)									Ford Capri								
lap	Sect-1	Speed	Sect-2	Speed	Sect-3	Speed	TopSpeed	laptime pit	lap	Sect-1	Speed	Sect-2	Speed	Sect-3	Speed	Topspeed	laptime pit
1		106.2	1:20.183	122.5	30.764	78.3		2:51.518	8	50.455	112.2	1:20.618	120.3	30.252	80.6		2:41.325
2	1:10.291	38.8	2:17.284	54.3	50.313	67.4		4:17.888	9	51.316	111.7	1:20.688	120.5	30.214	82.2		2:42.218
3	1:17.292	49.8	1:30.987	102.3	32.294	82.4		3:20.573	10	50.239	107.4	1:22.301	120.1	31.126	78.5		2:43.666
4	52.434	109.3	1:20.950	122.0	30.196	84.1		2:43.580	11	51.902	131.6	2:58.105	114.5	35.527	71.2		4:25.534 P
5	50.541	108.8	1:19.919	121.8	30.716	81.7		2:41.176	12	58.005	101.7	1:27.078	118.4	36.124	71.2		3:01.207
6	52.132	101.1	1:22.564	120.3	30.656	81.5		2:45.352	13	55.843	103.4	1:26.562	113.4	37.675	62.5		3:00.080
7	50.264	112.6	1:20.825	120.3	30.303	81.8		2:41.392	14	56.952	99.7	1:30.926	110.2	36.645	67.2		3:04.523



# Silverstone Classic - 29 - 31 Jul 2016

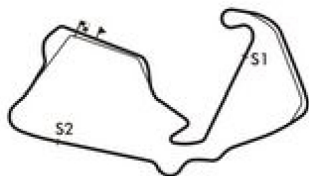
## Historic Touring Car Challenge ('66-'90)

### Race 14 - Sector Analysis

123 Ric Wood (T2C)									Ford Capri								
lap	Sect-1	Speed	Sect-2	Speed	Sect-3	Speed	TopSpeed	laptime pit	lap	Sect-1	Speed	Sect-2	Speed	Sect-3	Speed	Topspeed	laptime pit
1		122.2	1:12.210	137.5	27.238	93.5		2:26.014	7	45.656	114.5	1:13.844	135.3	29.343	89.7		2:28.843
2	1:15.434	46.5	2:16.362	63.7	41.985	56.0		4:13.781	8	45.528	118.8	2:49.151	132.6	28.148	91.1		4:02.827 P
3	1:24.146	67.2	1:35.800	100.2	28.984	92.9		3:28.930	9	45.918	120.7	1:14.541	135.6	28.722	87.8		2:29.181
4	44.291	133.4	1:11.366	138.1	27.517	92.2		2:23.174	10	45.883	120.5	1:13.182	138.7	28.323	85.5		2:27.388
5	44.521	130.1	1:11.565	138.9	27.643	91.9		2:23.729	11	45.463	128.6	1:13.761	138.1	27.697	90.9		2:26.921
6	46.300	119.6	1:13.056	136.4	28.228	94.5		2:27.584	12	46.457	126.6	1:12.886	137.2	28.094	92.2		2:27.437

140 Mark Wilson (D2A)									Volkswagen Golf								
lap	Sect-1	Speed	Sect-2	Speed	Sect-3	Speed	TopSpeed	laptime pit	lap	Sect-1	Speed	Sect-2	Speed	Sect-3	Speed	Topspeed	laptime pit
1		99.0	1:26.568	105.7	31.264	79.0		3:05.790	8	53.573	99.9	1:26.679	104.7	32.054	75.7		2:52.306
2	1:06.135	35.7	2:19.705	69.3	49.562	62.4		4:15.402	9	53.866	99.4	1:23.794	105.5	30.727	79.6		2:48.387
3	1:17.248	54.9	1:35.292	107.2	33.472	76.4		3:26.012	10	52.780	97.5	1:25.692	105.7	30.437	80.1		2:48.909
4	54.279	99.3	1:25.961	104.0	31.828	76.1		2:52.068	11	52.286	100.3	1:24.942	105.8	30.811	80.5		2:48.039
5	52.973	100.6	1:24.868	106.4	31.699	78.2		2:49.540	12	53.159	100.3	1:23.094	101.7	31.799	79.8		2:48.052
6	53.546	99.0	2:58.265	103.6	31.536	79.2		4:23.347 P	13	54.879	97.1	1:23.574	106.4	31.257	79.7		2:49.710
7	52.109	100.8	1:23.667	106.0	30.601	80.5		2:46.377	14								



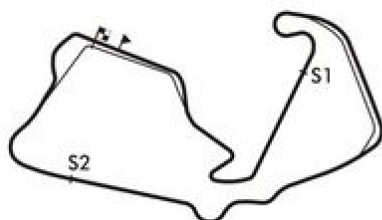
**Session Start: 11:04:30 - Finish: 11:44:45**  
**Weather/Track Conditions: Cloud / Dry**  
**Circuit: Silverstone Historic Grand Prix**  
**Track Length: 5.857 Km - 3.6394 miles**

# Silverstone Classic - 29 - 31 Jul 2016

## Historic Touring Car Challenge ('66-'90)

### Race 14 - Best Sector Times

POS	NO	DRIVER/S	Sector 1			Sector 2			Sector 3			IDEAL LAP	BEST LAP	On
			TIME	LAP	POS	TIME	LAP	POS	TIME	LAP	POS			
1	66	Whale N-Whale H	43.903	6	2	1:10.788	8	2	26.389	8	1	2:21.080	<b>2:21.576</b>	5
2	36	Tromans-Meaden	43.661	5	1	1:10.234	4	1	26.759	4	2	2:20.654	<b>2:20.789</b>	5
3	68	David Tomlin	44.913	5	7	1:11.614	4	5	26.807	4	3	2:23.334	<b>2:23.764</b>	4
4	27	Richard Postins	45.068	5	8	1:11.512	4	4	27.266	4	9	2:23.846	<b>2:24.706</b>	4
5	16	Steve Dance	45.189	4	9	1:12.927	4	8	27.555	8	11	2:25.671	<b>2:25.727</b>	4
6	7	Garrett-Hall	45.234	12	10	1:12.950	13	9	27.279	5	10	2:25.463	<b>2:26.727</b>	12
7	72	Dominik Roschmann	44.731	6	4	1:12.382	8	7	27.752	4	14	2:24.865	<b>2:25.941</b>	8
8	37	Walker-Griffiths	44.869	9	5	1:13.523	13	10	27.620	7	12	2:26.012	<b>2:27.704</b>	7
9	4	Williams Chr-Williams Cha	45.996	8	11	1:14.718	5	13	27.078	5	5	2:27.792	<b>2:28.087</b>	5
10	51	Lockie-Luck	46.196	5	12	1:14.155	8	12	27.177	5	7	2:27.528	<b>2:27.709</b>	8
11	62	Roger Townsend	46.284	7	13	1:14.876	9	14	28.579	6	18	2:29.739	<b>2:30.293</b>	6
12	2	Devis-Kennard											<b>2:25.008</b>	11
13	15	Henry Mann	47.019	6	17	1:14.996	1	15	28.042	4	17	2:30.057	<b>2:30.906</b>	4
14	14	Meins-Huff	47.142	11	18	1:15.846	8	19	28.025	11	16	2:31.013	<b>2:31.184</b>	11
15	21	Grahame Bryant	47.168	13	19	1:15.699	15	17	29.013	15	24	2:31.880	<b>2:32.379</b>	15
16	94	Till Bechtolsheimer	48.348	6	23	1:16.260	5	20	27.689	4	13	2:32.297	<b>2:32.943</b>	12
17	1	Gary Feakins	48.554	7	24	1:17.194	4	24	28.658	4	20	2:34.406	<b>2:35.521</b>	4
18	26	White-Bussell	46.954	12	16	1:15.831	14	18	28.024	10	15	2:30.809	<b>2:32.469</b>	11
19	24	Robert Crofton	48.582	5	25	1:16.818	9	23	29.568	10	29	2:34.968	<b>2:35.812</b>	9
20	95	James Wood	49.176	8	30	1:18.412	7	28	28.822	5	22	2:36.410	<b>2:37.055</b>	10
21	74	Andrew Bruce	48.651	12	26	1:17.764	5	25	29.434	7	28	2:35.849	<b>2:37.888</b>	5
22	19	Peter Mallett	49.041	9	29	1:19.090	13	30	29.264	8	26	2:37.395	<b>2:38.489</b>	9
23	43	Guest-Whale	48.918	6	28	1:18.482	5	29	29.002	12	23	2:36.402	<b>2:37.278</b>	5
24	48	Robin Benn	50.701	8	34	1:19.951	5	32	30.406	5	34	2:41.058	<b>2:42.252</b>	6
25	52	Ryan-Bell	50.958	6	35	1:21.549	6	36	30.889	4	39	2:43.396	<b>2:43.517</b>	6
26	111	Allam-McKay	50.239	10	32	1:19.919	5	31	30.196	4	33	2:40.354	<b>2:41.176</b>	5
27	46	Bennett-Baggs-Frankel	51.315	13	37	1:22.314	10	38	31.632	8	42	2:45.261	<b>2:45.537</b>	10
28	41	Paul Clayson	51.023	7	36	1:22.292	7	37	30.577	11	37	2:43.892	<b>2:44.076</b>	7
29	140	Mark Wilson	52.109	7	42	1:23.094	12	40	30.437	10	35	2:45.640	<b>2:46.377</b>	7
30	22	Edwards J-Edwards A	51.698	11	39	1:22.947	7	39	31.491	10	41	2:46.136	<b>2:46.867</b>	11
31	11	Allen-Roberts	52.087	13	41	1:23.739	12	42	30.553	10	36	2:46.379	<b>2:47.944</b>	11
32	58	Andrew Strachan	51.471	7	38	1:20.258	4	33	29.719	1	30	2:41.448	<b>2:42.645</b>	7
33	123	Ric Wood	44.291	4	3	1:11.366	4	3	27.238	1	8	2:22.895	<b>2:23.174</b>	4
34	34	Watts-Swift	46.856	10	14	1:13.608	12	11	27.162	12	6	2:27.626	<b>2:28.787</b>	9
35	42	Tom Pochciol	44.903	5	6	1:12.180	5	6	26.919	4	4	2:24.002	<b>2:24.734</b>	4
36	31	Les Ely	48.743	5	27	1:17.783	4	26	29.273	1	27	2:35.799	<b>2:36.352</b>	4
37	71	Tony Hart	49.786	5	31	1:20.598	5	34	30.166	7	32	2:40.550	<b>2:40.312</b>	4
38	9	Clark-Wills	47.244	5	20	1:16.283	4	21	28.628	1	19	2:32.155	<b>2:32.845</b>	4
39	53	Ludovic Lindsay	46.926	5	15	1:16.607	4	22	28.670	4	21	2:32.203	<b>2:32.452</b>	4
40	63	Steve Jones	52.013	6	40	1:23.347	5	41	30.989	5	40	2:46.349	<b>2:47.016</b>	5
41	45	Green-Waghorn	50.595	4	33	1:20.992	4	35	30.648	1	38	2:42.235	<b>2:42.445</b>	4
42	61	Houlbrook-Smith	48.096	3	22	1:18.094	3	27	30.084	2	31	2:36.274	<b>2:38.047</b>	3
43	55	Mullen-Blakeney-Edwards	47.873	1	21	1:15.525	1	16	29.198	1	25	2:32.596	<b>2:30.453</b>	1
44	49	Harrison-Taft												



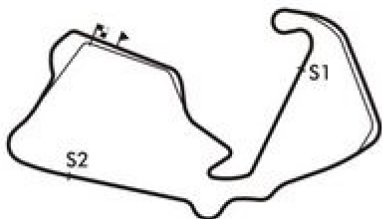
**Session Start: 11:04:30 - Finish: 11:44:45**  
**Weather/Track Conditions: Cloud / Dry**  
**Circuit: Silverstone Historic Grand Prix**  
**Track Length: 5.857 Km - 3.6394 miles**

# Silverstone Classic - 29 - 31 Jul 2016

## Historic Touring Car Challenge ('66-'90)

### Race 14 - Best Sector Times

POS	NO	DRIVER/S	Sector 1			Sector 2			Sector 3			IDEAL LAP	BEST LAP	On
			TIME	LAP	POS	TIME	LAP	POS	TIME	LAP	POS			
45	60	Jarrah Venables												



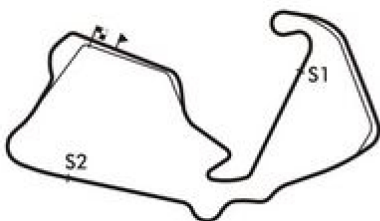
Session Start: 11:04:30 - Finish: 11:44:45  
Weather/Track Conditions: Cloud / Dry  
Circuit: Silverstone Historic Grand Prix  
Track Length: 5.857 Km - 3.6394 miles

# Silverstone Classic - 29 - 31 Jul 2016

## Historic Touring Car Challenge ('66-'90)

### Race 14 - Best Sector Speeds

	NO	SECTOR 1	MPH	NO	SECTOR 2	MPH	NO	SECTOR 3	MPH
1	36	Tromans-Meaden	133.7	36	Tromans-Meaden	141.6	66	Whale N-Whale H	97.1
2	123	Ric Wood	133.4	123	Ric Wood	138.9	36	Tromans-Meaden	96.4
3	111	Allam-McKay	131.6	9	Clark-Wills	138.4	34	Watts-Swift	95.2
4	66	Whale N-Whale H	129.8	66	Whale N-Whale H	134.8	123	Ric Wood	94.5
5	72	Dominik Roschmann	128.3	21	Grahame Bryant	133.4	42	Tom Pochciol	93.6
6	9	Clark-Wills	127.6	72	Dominik Roschmann	133.4	27	Richard Postins	93.3
7	42	Tom Pochciol	127.1	42	Tom Pochciol	133.2	72	Dominik Roschmann	93.3
8	16	Steve Dance	125.9	62	Roger Townsend	132.1	7	Garrett-Hall	93.1
9	68	David Tomlin	124.7	16	Steve Dance	131.8	16	Steve Dance	92.7
10	55	Mullen-Blakeney-Edwards	124.0	22	Edwards J-Edwards A	131.8	37	Walker-Griffiths	92.7
11	7	Garrett-Hall	123.8	37	Walker-Griffiths	131.6	68	David Tomlin	92.7
12	62	Roger Townsend	123.6	7	Garrett-Hall	131.1	51	Lockie-Luck	91.4
13	37	Walker-Griffiths	123.4	55	Mullen-Blakeney-Edwards	130.8	4	Williams Chr-Williams Cha	91.2
14	34	Watts-Swift	123.1	27	Richard Postins	129.8	15	Henry Mann	91.1
15	21	Grahame Bryant	121.8	34	Watts-Swift	129.8	62	Roger Townsend	91.1
16	27	Richard Postins	121.6	14	Meins-Huff	129.1	26	White-Bussell	90.9
17	14	Meins-Huff	120.9	53	Ludovic Lindsay	129.1	94	Till Bechtolsheimer	90.1
18	1	Gary Feakins	119.0	68	David Tomlin	128.3	9	Clark-Wills	89.6
19	61	Houlbrook-Smith	118.6	19	Peter Mallett	127.1	21	Grahame Bryant	89.2
20	4	Williams Chr-Williams Cha	118.4	95	James Wood	126.9	53	Ludovic Lindsay	88.7
21	19	Peter Mallett	117.5	46	Bennett-Baggs-Frankel	125.9	71	Tony Hart	88.3
22	26	White-Bussell	117.3	26	White-Bussell	125.4	43	Guest-Whale	88.2
23	53	Ludovic Lindsay	116.9	4	Williams Chr-Williams Cha	125.2	14	Meins-Huff	88.1
24	15	Henry Mann	116.7	61	Houlbrook-Smith	124.7	31	Les Ely	87.6
25	22	Edwards J-Edwards A	116.3	1	Gary Feakins	124.5	24	Robert Crofton	87.4
26	74	Andrew Bruce	116.3	15	Henry Mann	123.8	1	Gary Feakins	86.8
27	24	Robert Crofton	115.5	74	Andrew Bruce	123.6	95	James Wood	86.6
28	51	Lockie-Luck	114.7	111	Allam-McKay	122.5	74	Andrew Bruce	86.0
29	94	Till Bechtolsheimer	113.9	24	Robert Crofton	121.8	61	Houlbrook-Smith	85.9
30	31	Les Ely	112.4	51	Lockie-Luck	120.1	19	Peter Mallett	85.4
31	95	James Wood	112.0	48	Robin Benn	119.4	55	Mullen-Blakeney-Edwards	84.7
32	46	Bennett-Baggs-Frankel	111.3	31	Les Ely	118.6	58	Andrew Strachan	84.5
33	43	Guest-Whale	111.1	45	Green-Waghorn	118.1	22	Edwards J-Edwards A	84.1
34	48	Robin Benn	110.6	43	Guest-Whale	117.1	111	Allam-McKay	84.1
35	71	Tony Hart	109.1	58	Andrew Strachan	114.7	46	Bennett-Baggs-Frankel	83.4
36	45	Green-Waghorn	108.4	41	Paul Clayson	114.3	45	Green-Waghorn	83.1
37	41	Paul Clayson	107.9	52	Ryan-Bell	114.3	41	Paul Clayson	82.5
38	58	Andrew Strachan	107.5	11	Allen-Roberts	108.9	48	Robin Benn	82.0
39	52	Ryan-Bell	107.0	63	Steve Jones	108.4	63	Steve Jones	81.6
40	60	Jarrah Venables	106.7	140	Mark Wilson	107.2	52	Ryan-Bell	81.4



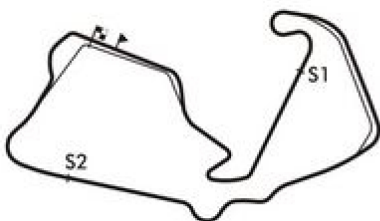
**Session Start: 11:04:30 - Finish: 11:44:45**  
**Weather/Track Conditions: Cloud / Dry**  
**Circuit: Silverstone Historic Grand Prix**  
**Track Length: 5.857 Km - 3.6394 miles**

# Silverstone Classic - 29 - 31 Jul 2016

## Historic Touring Car Challenge ('66-'90)

### Race 14 - Best Sector Speeds

41	11	Allen-Roberts	102.0	2	Devis-Kennard	0.0	140	Mark Wilson	80.5
42	63	Steve Jones	101.4	49	Harrison-Taft	0.0	11	Allen-Roberts	80.0
43	140	Mark Wilson	100.8	60	Jarrah Venables	0.0	60	Jarrah Venables	72.9
44	2	Devis-Kennard	0.0	71	Tony Hart	0.0	2	Devis-Kennard	0.0
45	49	Harrison-Taft	0.0	94	Till Bechtolsheimer	0.0	49	Harrison-Taft	0.0



**Session Start: 11:04:30 - Finish: 11:44:45**  
**Weather/Track Conditions: Cloud / Dry**  
**Circuit: Silverstone Historic Grand Prix**  
**Track Length: 5.857 Km - 3.6394 miles**



# Silverstone Classic - 29 - 31 Jul 2016

## Historic Touring Car Challenge ('66-'90)

### Race 14 - Lap Chart

Lap 1			Lap 2			Lap 3			Lap 4			Lap 5			Lap 6		
NO	Behind	Laptime	NO	Behind	Laptime	NO	Behind	Laptime	NO	Behind	Laptime	NO	Behind	Laptime	NO	Behind	Laptime
36		2:22.281	36		4:16.316	36		3:28.714	36		2:20.810	36		2:20.789	36		2:21.836
66	2.847	2:25.128	66	0.669	4:14.138	66	0.729	3:28.774	66	2.204	2:22.285	66	2.991	2:21.576	66	3.123	2:21.968
123	3.733	2:26.014	123	1.198	4:13.781	123	1.414	3:28.930	123	3.778	2:23.174	123	6.718	2:23.729	123	12.466	2:27.584
27	4.276	2:26.557	27	1.828	4:13.868	27	1.765	3:28.651	68	4.992	2:23.764	27	10.653	2:25.781	27	14.406	2:25.589
68	6.064	2:28.345	68	2.703	4:12.955	68	2.038	3:28.049	27	5.661	2:24.706	68	11.322	2:27.119	42	15.519	2:25.587
42	7.224	2:29.505	42	3.226	4:12.318	42	3.081	3:28.569	42	7.005	2:24.734	42	11.768	2:25.552	16	20.178	2:26.860
55	8.172	2:30.453	16	12.604	4:19.342	16	4.170	3:20.280	16	9.087	2:25.727	16	15.154	2:26.856	72	27.747	2:26.908
16	9.578	2:31.859	7	14.279	4:20.665	7	6.143	3:20.578	51	13.945	2:28.332	51	20.913	2:27.757	51	27.836	2:28.759
7	9.930	2:32.211	51	14.909	4:21.069	51	6.423	3:20.228	7	14.573	2:29.240	72	22.675	2:26.576	7	31.011	2:29.200
51	10.156	2:32.437	15	16.225	4:20.074	15	7.386	3:19.875	72	16.888	2:27.514	7	23.647	2:29.863	58	1 LAP	4:28.186
15	12.467	2:34.748	4	16.666	4:18.557	4	7.884	3:19.932	15	17.482	2:30.906	4	25.743	2:28.087	4	35.256	2:31.349
4	14.425	2:36.706	21	17.846	4:18.055	21	9.809	3:20.677	4	18.445	2:31.371	15	28.067	2:31.374	15	38.160	2:31.929
21	16.107	2:38.388	72	18.918	4:18.556	72	10.184	3:19.980	53	22.008	2:32.452	62	33.261	2:31.196	62	41.718	2:30.293
72	16.678	2:38.959	53	19.495	4:18.886	53	10.366	3:19.585	21	22.413	2:33.414	37	33.845	2:31.481	21	45.926	2:32.413
53	16.925	2:39.206	37	20.133	4:17.919	62	12.039	3:20.372	62	22.854	2:31.625	21	35.349	2:33.725	1	1:03.997	2:37.550
62	18.144	2:40.425	62	20.381	4:18.553	37	12.592	3:21.173	37	23.153	2:31.371	9	41.034	2:35.495	14	1:08.838	2:37.245
37	18.530	2:40.811	9	21.771	4:17.424	9	14.293	3:21.236	9	26.328	2:32.845	94	41.281	2:34.150	31	1:09.756	2:43.717
9	20.663	2:42.944	94	23.135	4:16.991	94	15.033	3:20.612	94	27.920	2:33.697	53	44.006	2:42.787	24	1:11.697	2:37.263
94	22.460	2:44.741	31	23.655	4:16.287	31	16.199	3:21.258	31	31.741	2:36.352	31	47.875	2:36.923	34	1 LAP	2:35.581
31	23.684	2:45.965	14	24.619	4:16.113	14	17.339	3:21.434	1	32.211	2:35.521	1	48.283	2:36.861	95	1:13.062	2:38.810
14	24.822	2:47.103	1	25.113	4:16.423	1	17.500	3:21.101	95	38.135	2:39.695	14	53.429	2:35.400	26	1:14.665	2:38.251
1	25.006	2:47.287	24	26.129	4:15.514	24	18.620	3:21.205	14	38.818	2:42.289	95	56.088	2:38.742	43	1:18.054	2:39.564
24	26.931	2:49.212	95	26.652	4:15.277	95	19.250	3:21.312	24	39.707	2:41.897	24	56.270	2:37.352	19	1:22.323	2:41.179
95	27.691	2:49.972	26	27.181	4:15.000	26	21.694	3:23.227	26	41.190	2:40.306	26	58.250	2:37.849	2	1:25.416	2:40.824
26	28.497	2:50.778	19	28.713	4:16.178	19	22.087	3:22.088	19	43.370	2:42.093	34	1 LAP	2:30.060	74	1:26.177	2:40.263
19	28.851	2:51.132	111	30.809	4:17.888	111	22.668	3:20.573	43	43.837	2:41.460	43	1:00.326	2:37.278	111	1:29.341	2:45.352
111	29.237	2:51.518	43	31.638	4:18.067	43	23.187	3:20.263	111	45.438	2:43.580	19	1:02.980	2:40.399	71	1:31.005	2:43.871
43	29.887	2:52.168	48	32.286	4:18.082	48	25.917	3:22.345	2	47.066	2:41.125	111	1:05.825	2:41.176	48	1:31.778	2:42.252
48	30.520	2:52.801	2	33.040	4:17.417	2	26.751	3:22.425	71	48.182	2:40.312	2	1:06.428	2:40.151	68	1:40.825	3:51.339
2	31.939	2:54.220	58	35.161	4:18.883	58	27.367	3:20.920	48	49.012	2:43.905	74	1:07.750	2:37.888	41	1:47.491	2:45.905
58	32.594	2:54.875	71	35.668	4:18.520	71	28.680	3:21.726	34	1 LAP	2:30.579	71	1:08.970	2:41.577	52	1:48.430	2:43.517
71	33.464	2:55.745	45	36.527	4:15.956	45	29.456	3:21.643	58	49.620	2:43.063	48	1:11.362	2:43.139	46	2:04.295	2:50.096
45	36.887	2:59.168	41	39.191	4:17.337	41	32.290	3:21.813	74	50.651	2:38.753	41	1:23.422	2:46.263	11	2:12.230	2:52.526
41	38.170	3:00.451	74	39.700	4:17.418	74	32.708	3:21.722	45	51.091	2:42.445	52	1:26.749	2:44.909	37	2:12.337	4:00.328
74	38.598	3:00.879	46	40.208	4:15.088	46	37.307	3:25.813	41	57.948	2:46.468	46	1:36.035	2:48.917			
46	41.436	3:03.717	52	40.578	4:15.112	52	37.547	3:25.683	52	1:02.629	2:45.892	63	1:36.750	2:47.016			
52	41.782	3:04.063	22	41.544	4:14.761	34	1 LAP	3:23.334	46	1:07.907	2:51.410	22	1:39.402	2:50.005			
22	43.099	3:05.380	140	42.595	4:15.402	22	39.541	3:26.711	22	1:10.186	2:51.455	140	1:39.902	2:49.540			
140	43.509	3:05.790	11	43.604	4:15.686	140	39.893	3:26.012	63	1:10.523	2:49.847	11	1:41.540	2:48.664			
11	44.234	3:06.515	63	44.403	4:15.779	11	40.821	3:25.931	140	1:11.151	2:52.068						
63	44.940	3:07.221	34	1 LAP	7:23.287	63	41.486	3:25.797	11	1:13.665	2:53.654						
61	3:31.295	5:53.576															

Session Start: 11:04:30 - Finish: 11:44:45

Weather/Track Conditions: Cloud / Dry

Circuit: Silverstone Historic Grand Prix

Track Length: 5.857 Km - 3.6394 miles

# Silverstone Classic - 29 - 31 Jul 2016

## Historic Touring Car Challenge ('66-'90)

### Race 14 - Lap Chart

Lap 7			Lap 8			Lap 9			Lap 10			Lap 11			Lap 12		
NO	Behind	Laptime	NO	Behind	Laptime	NO	Behind	Laptime	NO	Behind	Laptime	NO	Behind	Laptime	NO	Behind	Laptime
36		2:21.556	36		2:23.365	36		2:22.445	36		3:57.014	66		2:22.813	66		2:23.010
94	1 LAP	4:16.260	46	1 LAP	2:49.059	37	1 LAP	2:27.878	66	0.727	2:25.905	43	1 LAP	4:13.852	24	1 LAP	2:40.589
123	19.753	2:28.843	11	1 LAP	2:50.628	15	1 LAP	4:02.487	21	5.026	2:39.967	74	1 LAP	2:39.072	95	1 LAP	2:38.061
27	20.026	2:27.176	14	1 LAP	3:59.475	14	1 LAP	2:31.369	31	1 LAP	2:44.285	36	5.812	2:29.352	26	1 LAP	2:32.469
72	33.418	2:27.227	27	24.095	2:27.434	94	1 LAP	2:36.388	48	1 LAP	2:45.340	68	28.041	2:26.856	58	2 LAPS	2:49.547
51	35.002	2:28.722	94	1 LAP	2:34.420	51	45.098	2:28.197	71	1 LAP	2:57.134	31	1 LAP	2:42.882	36	11.913	2:29.111
62	50.456	2:30.294	72	35.994	2:25.941	24	1 LAP	4:09.780	68	24.725	2:28.850	48	1 LAP	2:43.355	19	1 LAP	2:42.293
15	50.831	2:34.227	51	39.346	2:27.709	2	1 LAP	2:29.658	52	1 LAP	2:50.674	123	39.706	2:26.921	74	1 LAP	2:38.713
21	58.622	2:34.252	2	1 LAP	4:05.761	19	1 LAP	4:05.126	1	31.729	2:39.640	27	41.213	2:29.030	43	1 LAP	2:42.544
58	1 LAP	2:46.455	62	58.571	2:31.480	62	1:07.279	2:31.153	27	35.723	2:27.944	1	46.803	2:38.614	68	31.815	2:26.784
1	1:18.444	2:36.003	71	1 LAP	4:17.242	42	1 LAP	2:29.349	123	36.325	2:27.388	16	46.952	2:30.007	123	44.133	2:27.437
140	1 LAP	4:23.347	31	1 LAP	4:39.291	26	1 LAP	4:25.951	16	40.485	2:28.654	7	53.382	2:29.657	27	47.358	2:29.155
24	1:29.161	2:39.020	42	1 LAP	5:34.662	21	1:22.073	2:36.760	72	46.968	2:30.973	72	54.160	2:30.732	111	1 LAP	4:25.534
95	1:29.681	2:38.175	21	1:07.758	2:32.501	71	1 LAP	2:42.423	51	47.175	3:59.091	52	1 LAP	2:51.419	16	52.901	2:28.959
22	1 LAP	4:34.472	52	1 LAP	4:07.231	31	1 LAP	2:42.552	7	47.265	2:27.625	51	59.786	2:36.151	7	57.099	2:26.727
26	1:33.107	2:39.998	34	2 LAPS	4:44.404	48	1 LAP	4:23.377	46	1 LAP	2:47.714	4	1:01.662	2:29.072	72	58.110	2:26.960
66	1:33.148	3:51.581	58	1 LAP	2:42.645	66	1:31.836	2:22.401	4	56.130	2:30.430	46	1 LAP	2:45.537	48	1 LAP	2:45.514
43	1:34.876	2:38.378	66	1:31.880	2:22.097	52	1 LAP	2:49.577	41	1 LAP	3:09.608	37	1:15.546	2:31.316	4	1:10.065	2:31.413
19	1:40.755	2:39.988	1	1:31.892	2:36.813	58	1 LAP	2:44.344	140	1 LAP	2:48.387	41	1 LAP	2:45.735	51	1:13.554	2:36.778
74	1:42.628	2:38.007	140	1 LAP	2:46.377	1	1:49.103	2:39.656	37	1:07.770	2:33.931	62	1:24.547	2:34.546	37	1:21.906	2:29.370
68	1:44.593	2:25.324	95	1:43.740	2:37.424	41	1 LAP	4:25.311	11	1 LAP	2:50.242	140	1 LAP	2:48.909	52	1 LAP	2:51.448
111	1:49.177	2:41.392	68	1:47.351	2:26.123	68	1:52.889	2:27.983	62	1:13.541	4:03.276	15	1:35.241	2:35.812	62	1:35.563	2:34.026
48	1:52.794	2:42.572	43	1:49.907	2:38.396	46	1 LAP	4:16.792	111	1:13.562	2:43.666	11	1 LAP	2:50.570	46	1 LAP	2:47.390
16	1:58.926	4:00.304	22	1 LAP	2:48.289	27	2:04.793	4:03.143	22	1 LAP	2:50.178	22	1 LAP	2:49.507	41	1 LAP	2:45.856
7	2:05.976	3:56.521	74	1:57.189	2:37.926	123	2:05.951	2:29.181	15	1:22.969	2:36.475	21	1:47.547	4:06.061	15	1:47.308	2:35.077
41	2:10.011	2:44.076	123	1:59.215	4:02.827	43	2:07.975	2:40.513	14	1:40.091	2:32.610	14	1:47.735	2:31.184	140	1 LAP	2:48.039
4	2:10.415	3:56.715	16	2:02.824	2:27.263	16	2:08.845	2:28.466	61	7 LAPS	2:38.047	2	1:49.202	2:25.008	2	1:54.838	2:28.646
37	2:18.485	2:27.704	111	2:07.137	2:41.325	140	1 LAP	2:52.306	2	1:47.734	2:25.730	94	2:01.697	2:34.418	14	1:57.254	2:32.529
			7	2:09.910	2:27.299	72	2:13.009	3:59.460	94	1:50.819	2:35.163	34	3 LAPS	5:31.232	21	1:59.444	2:34.907
			4	2:15.246	2:28.196	7	2:16.654	2:29.189	58	1 LAP	4:22.739	61	7 LAPS	2:48.540	11	1 LAP	2:47.944
						11	1 LAP	4:23.326	24	2:08.372	2:36.443	71	1 LAP	4:16.251	22	1 LAP	2:46.867
						4	2:22.714	2:29.913	95	2:11.847	2:37.055				34	3 LAPS	2:28.787
						22	1 LAP	2:50.987	42	2:12.100	2:28.591				94	2:11.630	2:32.943
						111	2:26.910	2:42.218	19	2:21.974	2:40.428				1	2:21.762	3:57.969
						37	2:30.853	2:30.300	26	2:22.268	2:32.508						
						15	2:43.508	2:36.000									
						34	2 LAPS	4:02.825									
						61	7 LAPS	21:25.050									
						14	3:04.495	2:32.179									
						94	3:12.670	2:33.523									
						2	3:19.018	2:25.549									
						24	3:28.943	2:35.812									
						95	3:31.806	4:10.511									
						19	3:38.560	2:38.489									
						42	3:40.523	2:28.359									

**Session Start: 11:04:30 - Finish: 11:44:45**  
**Weather/Track Conditions: Cloud / Dry**  
**Circuit: Silverstone Historic Grand Prix**  
**Track Length: 5.857 Km - 3.6394 miles**

# Silverstone Classic - 29 - 31 Jul 2016

## Historic Touring Car Challenge ('66-'90)

### Race 14 - Lap Chart

Lap 13			Lap 14			Lap 15		
NO	Behind	Laptime	NO	Behind	Laptime	NO	Behind	Laptime
66		2:23.600	66		2:25.037	66		2:26.752
24	1 LAP	2:38.580	11	2 LAPS	2:49.583	94	1 LAP	2:33.959
26	1 LAP	2:33.294	22	2 LAPS	2:48.695	41	2 LAPS	2:49.053
36	18.363	2:30.050	1	1 LAP	2:37.158	140	2 LAPS	2:49.710
95	1 LAP	2:38.828	36	22.847	2:29.521	1	1 LAP	2:37.663
58	2 LAPS	2:46.117	26	1 LAP	2:33.373	36	25.084	2:28.989
74	1 LAP	2:38.304	24	1 LAP	2:43.110	22	2 LAPS	2:47.463
19	1 LAP	2:41.364	95	1 LAP	2:44.740	11	2 LAPS	2:50.544
43	1 LAP	2:39.737	68	44.732	2:32.256	26	1 LAP	2:32.636
68	37.513	2:29.298	74	1 LAP	2:39.223	24	1 LAP	2:38.897
27	53.886	2:30.128	19	1 LAP	2:41.586	68	50.470	2:32.490
16	58.597	2:29.296	43	1 LAP	2:42.364	95	1 LAP	2:41.316
7	1:00.270	2:26.771	58	2 LAPS	2:49.842	27	1:02.115	2:29.271
72	1:03.412	2:28.902	27	59.596	2:30.747	74	1 LAP	2:40.905
4	1:20.232	2:33.767	7	1:03.048	2:27.815	16	1:04.939	2:28.341
48	1 LAP	2:45.144	16	1:03.350	2:29.790	7	1:05.424	2:29.128
51	1:26.009	2:36.055	72	1:05.195	2:26.820	72	1:06.470	2:28.027
37	1:26.465	2:28.159	37	1:31.964	2:30.536	19	1 LAP	2:42.453
111	1 LAP	3:01.207	51	1:37.697	2:36.725	43	1 LAP	2:40.890
62	1:46.330	2:34.367	4	1:38.478	2:43.283	58	2 LAPS	2:48.782
52	1 LAP	2:50.387	48	1 LAP	2:43.448	37	1:35.243	2:30.031
2	2:00.954	2:29.716	62	1:56.415	2:35.122	4	1:43.891	2:32.165
46	1 LAP	2:46.562	2	2:02.611	2:26.694	51	1:46.093	2:35.148
15	2:02.919	2:39.211	111	1 LAP	3:00.080	48	1 LAP	2:44.616
14	2:08.331	2:34.677	15	2:13.254	2:35.372	62	2:02.660	2:32.997
21	2:11.260	2:35.416	14	2:18.484	2:35.190	2	2:03.047	2:27.188
41	1 LAP	2:49.429	52	1 LAP	2:49.341	15	2:22.047	2:35.545
34	3 LAPS	2:29.157	21	2:20.863	2:34.640	34	3 LAPS	2:29.215
140	1 LAP	2:48.052	34	3 LAPS	2:31.991	14	2:25.490	2:33.758
94	2:22.228	2:34.198	46	1 LAP	2:46.869	21	2:26.490	2:32.379
						52	1 LAP	2:49.700
						111	1 LAP	3:04.523
						46	1 LAP	2:46.269

**Session Start: 11:04:30 - Finish: 11:44:45**  
**Weather/Track Conditions: Cloud / Dry**  
**Circuit: Silverstone Historic Grand Prix**  
**Track Length: 5.857 Km - 3.6394 miles**



## Silverstone Classic - 29 - 31 Jul 2016

### FIA Masters Historic Formula One Race 15 - Provisional Classification

Sheet No:

POS	NO	DRIVER/S	NAT	CLASS	CLASS POS	CAR MAKE / MODEL	TIME	LAPS	GAP	DIFF	MPH	BEST	ON
1	6	Nick Padmore	GB	HEA	1	Williams FW07C	26:51.242	14	-- 14 laps		113.8	1:53.216	14
2	70	Loic Deman	BE	HEA	2	Tyrrell 010	27:20.465	14	29.223	29.223	111.8	1:55.519	3
3	5	Ollie Hancock	GB	FIT	1	Fittipaldi F5A	27:20.964	14	29.722	0.499	111.7	1:56.220	9
4	8	Rob Hall	GB	HEA	3	Ligier JS/17	27:21.410	14	30.168	0.446	111.7	1:55.534	9
5	11	Gregory Thornton	GB	HEA	4	Lotus 91/5	27:21.932	14	30.690	0.522	111.7	1:55.715	3
6	44	Martin Stretton	GB	LAU	1	Tyrrell 012	27:22.542	14	31.300	0.610	111.6	1:55.529	4
7	14	Simon Fish	GB	HEA	5	Ensign N180	27:23.599	14	32.357	1.057	111.6	1:55.651	12
8	31	Steve Hartley	GB	HEA	6	Arrows A4	27:25.934	14	34.692	2.335	111.4	1:54.867	13
9	34	Mike Cantillon	GB	INV	1	Tyrrell 010	27:37.112	14	45.870	11.178	110.6	1:56.545	10
10	37	Christophe D'Ansembourg	BE	HEA	7	Williams FW07/C	27:46.306	14	55.064	9.194	110.0	1:55.885	4
11	97	Jamie Constable	GB	FIT	2	Shadow DN8	28:10.174	14	1:18.932	23.868	108.5	1:59.113	13
12	21	Derek Jones	US	FIT	3	Hesketh 308C	28:10.593	14	1:19.351	0.419	108.4	1:59.141	13
13	30	David Abbott	GB	HEA	8	Arrows A4	28:18.798	14	1:27.556	8.205	107.9	1:59.443	11
14	32	Philip Hall	GB	FIT	4	Theodore TR1	28:24.710	14	1:33.468	5.912	107.6	2:00.462	9
15	66	Tommy Dreelan	IE	HEA	9	Williams FW08	28:40.863	14	1:49.621	16.153	106.5	2:01.307	6
16	36	Alexander Furiani	IT	FIT	5	Surtees TS20	27:10.014	13	-- 13 laps	31.743	104.4	2:03.370	6
17	61	Jason Wright	IT	FIT	6	Shadow DN8	27:10.258	13	0.244	0.244	104.4	2:03.695	12
18	22	James Hagan	IE	FIT	7	Hesketh 308/1	27:30.026	13	20.012	19.768	103.2	2:05.117	11
19	82	Chris Drake	GB	FIT	8	Penske PC3	27:31.369	13	21.355	1.343	103.1	2:05.506	10
20	33	John Delane	US	STE	1	Tyrrell 001	28:02.853	13	52.839	31.484	101.2	2:06.795	12
21	177	Christian Perrier	FR	INV	2	ATS HS01	28:07.508	13	57.494	4.655	100.9	2:07.213	12
22	39	Marc Devis	BE	FIT	9	Maki F101	28:07.888	13	57.874	0.380	100.9	2:07.337	12
23	28	Doug Mockett	US	FIT	10	Penske PC4	28:08.751	13	58.737	0.863	100.8	2:07.766	12
24	15	Michel Baudoin	FR	FIT	11	Hesketh 308E	27:13.345	12	-- 12 laps	1:14.709	96.26	2:12.505	2
25	9	Judy Lyons	GB	STE	2	Surtees TS9	28:45.526	9	-- 9 laps --	8:18.030	68.33	2:51.250	2
----- NOT CLASSIFIED -----													
DNC 27		Mike Wrigley	GB	HEA		Williams FW07D	13:40.869	7	-- 7 laps --		111.7	1:56.053	7
DNC 48		Bill Coombs	GB	FIT		March 761	14:37.155	7	56.286	56.286	104.5	1:57.611	5
DNC 88		Max Smith-Hilliard	GB	STE		Surtees TS9B							

#### ----- FASTEST LAP SUMMARY -----

NO	DRIVER/S	CLASS	CAR MAKE / MODEL	FASTEST LAP	ON	MPH
6	Nick Padmore	HEA	Williams FW07C	1:53.216	14	115.72
44	Martin Stretton	LAU	Tyrrell 012	1:55.529	4	113.41
5	Ollie Hancock	FIT	Fittipaldi F5A	1:56.220	9	112.73
34	Mike Cantillon	INV	Tyrrell 010	1:56.545	10	112.42
33	John Delane	STE	Tyrrell 001	2:06.795	12	103.33

Session Start: 13:31:48 - Finish: 13:58:39

Weather/Track Conditions: Cloud / Dry

Circuit: Silverstone Historic Grand Prix

Track Length: 5.857 Km - 3.6394 miles

These results are provisional until the conclusion of any judicial and technical matters.

Clerk of the Course:

Bernard Cottrell

Timekeeper:

Issued at:



## Silverstone Classic - 29 - 31 Jul 2016

### FIA Masters Historic Formula One Race 15 - Final Classification

Sheet No:

POS	NO	DRIVER/S	NAT	CLASS	CLASS POS	CAR MAKE / MODEL	TIME	LAPS	GAP	DIFF	MPH	BEST	ON
1	6	Nick Padmore	GB	HEA	1	Williams FW07C	26:51.242	14	-- 14 laps		113.8	1:53.216	14
2	70	Loic Deman	BE	HEA	2	Tyrrell 010	27:20.465	14	29.223	29.223	111.8	1:55.519	3
3	5	Ollie Hancock	GB	FIT	1	Fittipaldi F5A	27:20.964	14	29.722	0.499	111.7	1:56.220	9
4	8	Rob Hall	GB	HEA	3	Ligier JS/17	27:21.410	14	30.168	0.446	111.7	1:55.534	9
5	11	Gregory Thornton	GB	HEA	4	Lotus 91/5	27:21.932	14	30.690	0.522	111.7	1:55.715	3
6	44	Martin Stretton	GB	LAU	1	Tyrrell 012	27:22.542	14	31.300	0.610	111.6	1:55.529	4
7	14	Simon Fish	GB	HEA	5	Ensign N180	27:23.599	14	32.357	1.057	111.6	1:55.651	12
8	31	Steve Hartley	GB	HEA	6	Arrows A4	27:25.934	14	34.692	2.335	111.4	1:54.867	13
9	34	Mike Cantillon	GB	INV	1	Tyrrell 010	27:37.112	14	45.870	11.178	110.6	1:56.545	10
10	37	Christophe D'Ansembourg	BE	HEA	7	Williams FW07/C	27:46.306	14	55.064	9.194	110.0	1:55.885	4
11	97	Jamie Constable	GB	FIT	2	Shadow DN8	28:10.174	14	1:18.932	23.868	108.5	1:59.113	13
12	21	Derek Jones	US	FIT	3	Hesketh 308C	28:10.593	14	1:19.351	0.419	108.4	1:59.141	13
13	30	David Abbott	GB	HEA	8	Arrows A4	28:18.798	14	1:27.556	8.205	107.9	1:59.443	11
14	32	Philip Hall	GB	FIT	4	Theodore TR1	28:24.710	14	1:33.468	5.912	107.6	2:00.462	9
15	66	Tommy Dreelan	IE	HEA	9	Williams FW08	28:40.863	14	1:49.621	16.153	106.5	2:01.307	6
16	36	Alexander Furiani	IT	FIT	5	Surtees TS20	27:10.014	13	-- 13 laps	31.743	104.4	2:03.370	6
17	61	Jason Wright	IT	FIT	6	Shadow DN8	27:10.258	13	0.244	0.244	104.4	2:03.695	12
18	22	James Hagan	IE	FIT	7	Hesketh 308/1	27:30.026	13	20.012	19.768	103.2	2:05.117	11
19	82	Chris Drake	GB	FIT	8	Penske PC3	27:31.369	13	21.355	1.343	103.1	2:05.506	10
20	33	John Delane	US	STE	1	Tyrrell 001	28:02.853	13	52.839	31.484	101.2	2:06.795	12
21	177	Christian Perrier	FR	INV	2	ATS HS01	28:07.508	13	57.494	4.655	100.9	2:07.213	12
22	39	Marc Devis	BE	FIT	9	Maki F101	28:07.888	13	57.874	0.380	100.9	2:07.337	12
23	28	Doug Mockett	US	FIT	10	Penske PC4	28:08.751	13	58.737	0.863	100.8	2:07.766	12
24	15	Michel Baudoin	FR	FIT	11	Hesketh 308E	27:13.345	12	-- 12 laps	1:14.709	96.26	2:12.505	2
25	9	Judy Lyons	GB	STE	2	Surtees TS9	28:45.526	9	-- 9 laps --	8:18.030	68.33	2:51.250	2
----- NOT CLASSIFIED -----													
DNC	27	Mike Wrigley	GB	HEA		Williams FW07D	13:40.869	7	-- 7 laps --		111.7	1:56.053	7
DNC	48	Bill Coombs	GB	FIT		March 761	14:37.155	7	56.286	56.286	104.5	1:57.611	5
DNC	88	Max Smith-Hilliard	GB	STE		Surtees TS9B							

#### ----- FASTEST LAP SUMMARY -----

NO	DRIVER/S	CLASS	CAR MAKE / MODEL	FASTEST LAP	ON	MPH
6	Nick Padmore	HEA	Williams FW07C	1:53.216	14	115.72
44	Martin Stretton	LAU	Tyrrell 012	1:55.529	4	113.41
5	Ollie Hancock	FIT	Fittipaldi F5A	1:56.220	9	112.73
34	Mike Cantillon	INV	Tyrrell 010	1:56.545	10	112.42
33	John Delane	STE	Tyrrell 001	2:06.795	12	103.33

**Session Start: 13:31:48 - Finish: 13:58:39**  
**Weather/Track Conditions: Cloud / Dry**  
**Circuit: Silverstone Historic Grand Prix**  
**Track Length: 5.857 Km - 3.6394 miles**

Steward: John Naylor	Steward: Jan Mienkinsky	Steward: Rod Parkin
----------------------	-------------------------	---------------------

# Silverstone Classic - 29 - 31 Jul 2016

## FIA Masters Historic Formula One

### Race 15 - Sector Analysis

5 Ollie Hancock (FIT)									Fittipaldi F5A								
lap	Sect-1	Speed	Sect-2	Speed	Sect-3	Speed	TopSpeed	laptime pit	lap	Sect-1	Speed	Sect-2	Speed	Sect-3	Speed	Topspeed	laptime pit
1		152.9	58.731	160.9	21.732	116.5		1:56.997	8	36.809	155.7	58.282	161.3	21.726	113.2		1:56.817
2	36.560	156.4	58.531	162.1	21.726	115.9		1:56.817	9	36.517	154.3	58.209	161.7	21.494	116.9		1:56.220
3	36.408	153.9	58.654	160.5	22.019	113.4		1:57.081	10	36.454	154.3	58.800	162.1	23.120	109.5		1:58.374
4	36.503	154.6	58.354	161.3	21.678	116.9		1:56.535	11	36.807	154.6	58.676	160.9	21.798	117.1		1:57.281
5	36.783	154.6	58.596	160.9	22.039	113.9		1:57.418	12	36.715	154.6	58.748	161.3	21.676	116.9		1:57.139
6	36.502	154.6	58.709	161.3	21.684	117.7		1:56.895	13	36.558	154.3	58.407	161.7	23.432	106.4		1:58.397
7	36.564	153.9	58.307	162.1	21.881	116.7		1:56.752	14	37.230	154.3	59.055	161.3	21.956	114.1		1:58.241

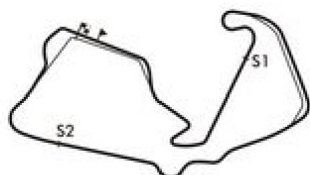
6 Nick Padmore (HEA)									Williams FW07C								
lap	Sect-1	Speed	Sect-2	Speed	Sect-3	Speed	TopSpeed	laptime pit	lap	Sect-1	Speed	Sect-2	Speed	Sect-3	Speed	Topspeed	laptime pit
1		150.5	58.712	155.0	21.703	112.4		1:57.207	8	35.790	152.2	57.993	157.5	20.913	118.4		1:54.696
2	36.240	149.8	57.061	156.4	20.542	120.9		1:53.843	9	36.921	148.5	58.921	157.2	21.083	118.8		1:56.925
3	35.818	149.8	57.082	157.2	21.558	117.9		1:54.458	10	36.268	152.2	57.854	156.8	20.863	119.0		1:54.985
4	35.918	150.8	57.429	156.8	20.831	120.1		1:54.178	11	36.093	152.5	58.391	157.5	21.022	118.8		1:55.506
5	35.828	151.5	57.287	157.9	20.829	119.8		1:53.944	12	35.870	152.9	57.211	157.5	22.302	113.2		1:55.383
6	36.078	152.5	57.692	157.5	21.256	120.1		1:55.026	13	37.396	152.2	58.493	156.8	21.374	112.6		1:57.263
7	35.840	152.9	58.066	156.1	20.706	121.1		1:54.612	14	35.947	152.2	56.974	157.5	20.295	121.6		1:53.216

8 Rob Hall (HEA)									Ligier JS/17								
lap	Sect-1	Speed	Sect-2	Speed	Sect-3	Speed	TopSpeed	laptime pit	lap	Sect-1	Speed	Sect-2	Speed	Sect-3	Speed	Topspeed	laptime pit
1		145.6	1:01.063	156.8	22.475	117.3		2:04.836	8	36.944	151.8	58.040	158.6	21.328	118.1		1:56.312
2	36.471	152.9	58.340	157.9	21.513	113.9		1:56.324	9	36.296	153.6	58.039	158.3	21.199	115.7		1:55.534
3	37.194	152.9	58.932	159.4	21.434	116.1		1:57.560	10	36.157	153.6	58.429	158.3	22.026	108.4		1:56.612
4	37.173	151.5	58.485	157.5	21.310	117.9		1:56.968	11	37.032	154.3	58.048	159.0	21.416	117.7		1:56.496
5	36.378	153.6	58.164	158.3	21.267	116.1		1:55.809	12	36.524	155.3	58.474	159.4	21.854	117.7		1:56.852
6	36.189	154.3	58.307	157.9	21.347	116.5		1:55.843	13	36.848	153.2	58.612	159.0	22.134	110.6		1:57.594
7	36.193	153.6	58.672	160.2	21.735	117.7		1:56.600	14	38.491	152.2	58.268	159.0	21.311	117.1		1:58.070

9 Judy Lyons (STE)									Surtees TS9								
lap	Sect-1	Speed	Sect-2	Speed	Sect-3	Speed	TopSpeed	laptime pit	lap	Sect-1	Speed	Sect-2	Speed	Sect-3	Speed	Topspeed	laptime pit
1		101.4	1:25.135	112.0	33.687	78.9		2:59.292	6	1:00.063	88.8	1:37.442	100.3	38.183	67.1		3:15.688
2	52.937	92.7	1:24.007	112.6	34.306	78.8		2:51.250	7	1:00.667	98.3	1:38.236	100.8	36.656	75.8		3:15.559
3	1:05.090	81.8	1:36.798	99.7	37.677	72.6		3:19.565	8	59.286	91.4	1:37.923	95.1	39.317	61.1		3:16.526
4	55.527	92.9	1:39.354	100.3	40.805	71.5		3:15.686	9	59.035	94.1	1:42.530	96.8	37.111	67.0		3:18.676
5	58.839	90.6	1:36.755	99.3	37.690	68.4		3:13.284	10								

11 Gregory Thornton (HEA)									Lotus 91/5								
lap	Sect-1	Speed	Sect-2	Speed	Sect-3	Speed	TopSpeed	laptime pit	lap	Sect-1	Speed	Sect-2	Speed	Sect-3	Speed	Topspeed	laptime pit
1		151.5	58.934	162.1	21.638	116.9		1:59.329	8	36.900	154.6	58.048	163.7	21.918	108.6		1:56.866
2	36.535	152.5	58.044	161.7	21.772	115.1		1:56.351	9	36.471	153.9	58.050	164.1	21.870	115.3		1:56.391
3	36.204	155.0	58.106	160.2	21.405	114.9		1:55.715	10	36.397	151.8	58.609	162.5	23.345	105.2		1:58.351
4	36.761	155.0	57.835	161.7	21.712	116.7		1:56.308	11	36.705	154.3	58.284	156.8	22.326	114.3		1:57.315
5	37.049	152.5	58.211	163.7	22.295	114.7		1:57.555	12	36.407	152.9	58.540	163.7	21.919	117.3		1:56.866
6	36.475	154.3	59.218	160.5	21.500	116.3		1:57.193	13	37.518	149.5	57.757	163.3	23.049	106.9		1:58.324
7	36.404	156.1	57.908	161.7	22.133	113.4		1:56.445	14	40.018	152.2	57.348	163.7	21.557	105.7		1:58.923

14 Simon Fish (HEA)									Ensign N180								
lap	Sect-1	Speed	Sect-2	Speed	Sect-3	Speed	TopSpeed	laptime pit	lap	Sect-1	Speed	Sect-2	Speed	Sect-3	Speed	Topspeed	laptime pit
1		148.1	59.787	160.2	22.309	116.5		2:03.236	8	37.377	158.3	58.578	157.9	22.017	117.5		1:57.972
2	36.389	153.6	58.657	166.1	22.014	112.2		1:57.060	9	36.668	155.7	58.721	161.3	21.618	117.9		1:57.007
3	36.795	153.2	59.240	158.3	21.730	112.8		1:57.765	10	36.277	156.4	58.240	159.0	22.466	115.1		1:56.983
4	36.637	152.9	58.275	158.3	21.507	115.9		1:56.419	11	37.054	151.5	59.342	160.9	21.628	121.4		1:58.024
5	36.622	153.2	58.095	160.5	21.371	115.3		1:56.088	12	36.520	156.1	57.729	162.1	21.402	115.7		1:55.651
6	36.205	155.3	58.384	162.5	21.536	115.5		1:56.125	13	36.453	155.7	57.892	161.7	21.480	113.7		1:55.825
7	36.409	158.3	58.767	159.4	21.872	114.3		1:57.048	14	38.347	149.8	58.837	160.5	21.212	116.7		1:58.396



Session Start: 13:31:48 - Finish: 13:58:39  
Weather/Track Conditions: Cloud / Dry  
Circuit: Silverstone Historic Grand Prix  
Track Length: 5.857 Km - 3.6394 miles

# Silverstone Classic - 29 - 31 Jul 2016

## FIA Masters Historic Formula One

### Race 15 - Sector Analysis

15 Michel Baudoin (FIT)								Hesketh 308E											
lap	Sect-1	Speed	Sect-2	Speed	Sect-3	Speed	TopSpeed	laptime	pit	lap	Sect-1	Speed	Sect-2	Speed	Sect-3	Speed	Topspeed	laptime	pit
1		135.6	1:06.584	141.9	26.835	102.3		2:20.977		7	44.807	125.7	1:07.702	148.1	25.989	100.3		2:18.498	
2	40.994	141.3	1:05.543	153.6	25.968	105.5		2:12.505		8	42.733	143.4	1:07.022	152.5	26.984	99.4		2:16.739	
3	42.596	129.8	1:05.740	151.1	27.091	100.3		2:15.427		9	42.552	136.4	1:06.954	153.6	26.428	98.5		2:15.934	
4	42.138	126.9	1:06.804	152.5	26.356	105.4		2:15.298		10	41.954	130.3	1:06.622	153.6	25.879	104.4		2:14.455	
5	42.595	140.1	1:05.884	153.2	26.668	103.1		2:15.147		11	41.468	133.4	1:07.118	151.5	26.942	104.7		2:15.528	
6	42.379	139.5	1:07.825	152.5	26.767	104.9		2:16.971		12	42.728	141.0	1:06.210	149.1	26.928	99.1		2:15.866	

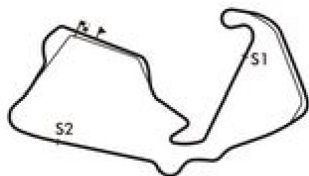
21 Derek Jones (FIT)								Hesketh 308C											
lap	Sect-1	Speed	Sect-2	Speed	Sect-3	Speed	TopSpeed	laptime	pit	lap	Sect-1	Speed	Sect-2	Speed	Sect-3	Speed	Topspeed	laptime	pit
1		148.8	1:01.989	160.2	23.521	103.2		2:07.275		8	37.531	152.9	59.938	159.4	22.295	114.3		1:59.764	
2	38.159	151.5	1:00.574	158.6	23.023	110.6		2:01.756		9	37.491	153.2	59.590	160.2	22.446	110.4		1:59.527	
3	37.964	151.1	1:00.361	158.6	22.956	108.9		2:01.281		10	37.847	153.9	59.559	160.2	22.209	113.2		1:59.615	
4	38.222	153.6	1:00.827	157.9	22.899	113.0		2:01.948		11	37.498	153.6	59.839	160.9	22.302	112.0		1:59.639	
5	37.565	152.2	1:00.364	159.0	22.563	111.8		2:00.492		12	37.452	153.9	59.380	162.1	22.700	110.0		1:59.532	
6	37.340	153.2	1:00.337	159.8	22.730	110.7		2:00.407		13	37.414	153.9	59.484	162.1	22.243	111.8		1:59.141	
7	37.297	153.2	1:00.348	158.6	22.677	113.7		2:00.322		14	37.255	155.0	1:00.162	161.7	22.477	106.7		1:59.894	

22 James Hagan (FIT)								Hesketh 308/1											
lap	Sect-1	Speed	Sect-2	Speed	Sect-3	Speed	TopSpeed	laptime	pit	lap	Sect-1	Speed	Sect-2	Speed	Sect-3	Speed	Topspeed	laptime	pit
1		143.4	1:03.894	163.7	25.027	106.0		2:13.633		8	38.878	142.8	1:02.870	164.1	24.014	104.0		2:05.762	
2	39.956	150.5	1:02.848	162.9	24.814	108.2		2:07.944		9	38.927	151.1	1:02.639	164.1	24.295	108.1		2:05.861	
3	38.749	145.3	1:03.205	162.9	24.284	106.2		2:06.238		10	38.934	145.3	1:03.354	155.7	23.803	108.1		2:06.091	
4	39.183	150.5	1:03.011	164.1	24.430	106.4		2:06.624		11	38.828	149.8	1:02.755	159.0	23.534	111.5		2:05.117	
5	38.947	150.1	1:02.209	162.9	24.385	106.9		2:05.541		12	38.505	152.9	1:02.574	161.7	24.763	103.1		2:05.842	
6	41.950	146.8	1:02.556	162.9	24.098	101.8		2:08.604		13	42.009	151.1	1:02.292	162.1	23.070	113.2		2:07.371	
7	39.054	148.8	1:02.372	164.1	23.972	107.7		2:05.398		14									

27 Mike Wrigley (HEA)								Williams FW07D											
lap	Sect-1	Speed	Sect-2	Speed	Sect-3	Speed	TopSpeed	laptime	pit	lap	Sect-1	Speed	Sect-2	Speed	Sect-3	Speed	Topspeed	laptime	pit
1		151.8	58.993	159.4	21.676	117.3		1:58.888		5	37.076	153.2	58.858	161.7	21.936	115.3		1:57.870	
2	36.266	153.9	58.331	160.9	21.628	116.3		1:56.225		6	37.271	155.3	59.966	160.2	21.525	115.1		1:58.762	
3	36.174	152.5	58.102	160.9	21.813	111.3		1:56.089		7	36.533	154.3	58.257	161.3	21.263	113.6		1:56.053	
4	36.785	152.9	58.515	160.5	21.682	115.1		1:56.982		8									

28 Doug Mockett (FIT)								Penske PC4											
lap	Sect-1	Speed	Sect-2	Speed	Sect-3	Speed	TopSpeed	laptime	pit	lap	Sect-1	Speed	Sect-2	Speed	Sect-3	Speed	Topspeed	laptime	pit
1		139.5	1:05.624	128.1	26.783	105.2		2:18.225		8	40.064	138.9	1:04.749	159.8	25.030	107.2		2:09.843	
2	40.479	141.0	1:03.363	158.6	24.764	109.3		2:08.606		9	40.140	139.8	1:04.374	159.4	25.375	103.4		2:09.889	
3	40.334	151.1	1:03.056	159.0	25.073	107.0		2:08.463		10	41.001	152.9	1:04.411	159.0	25.057	106.4		2:10.469	
4	40.227	149.5	1:03.578	158.6	24.828	108.9		2:08.633		11	42.236	132.9	1:03.315	158.6	24.441	105.2		2:09.992	
5	39.776	150.5	1:03.907	159.0	25.027	109.5		2:08.710		12	40.511	150.8	1:02.958	160.2	24.297	109.8		2:07.766	
6	39.935	148.1	1:03.272	159.8	24.596	108.2		2:07.803		13	40.223	142.5	1:05.312	160.5	24.580	103.6		2:10.115	
7	40.264	148.5	1:04.433	160.2	25.540	107.0		2:10.237		14									

30 David Abbott (HEA)								Arrows A4											
lap	Sect-1	Speed	Sect-2	Speed	Sect-3	Speed	TopSpeed	laptime	pit	lap	Sect-1	Speed	Sect-2	Speed	Sect-3	Speed	Topspeed	laptime	pit
1		148.8	1:02.166	153.9	23.577	111.3		2:08.388		8	37.986	150.8	1:00.940	155.7	22.383	111.1		2:01.309	
2	38.001	141.9	1:00.674	159.8	22.973	110.0		2:01.648		9	38.517	148.5	59.754	157.9	22.508	113.2		2:00.779	
3	37.737	149.8	1:00.909	159.0	23.122	107.0		2:01.768		10	38.126	144.0	59.971	155.0	22.496	110.4		2:00.593	
4	38.891	147.2	59.780	157.9	23.218	109.8		2:01.889		11	37.837	149.5	59.324	156.4	22.282	112.6		1:59.443	
5	37.614	150.1	59.709	156.8	22.269	111.7		1:59.592		12	38.611	149.8	1:00.043	157.9	22.306	110.6		2:00.960	
6	37.634	151.1	59.864	159.8	23.281	107.9		2:00.779		13	38.056	148.8	1:00.420	154.6	22.542	109.3		2:01.018	
7	37.934	149.5	59.923	156.4	22.704	110.7		2:00.561		14	38.181	148.5	59.497	155.3	22.393	109.7		2:00.071	



Session Start: 13:31:48 - Finish: 13:58:39  
 Weather/Track Conditions: Cloud / Dry  
 Circuit: Silverstone Historic Grand Prix  
 Track Length: 5.857 Km - 3.6394 miles

## Silverstone Classic - 29 - 31 Jul 2016

### FIA Masters Historic Formula One

#### Race 15 - Sector Analysis

31 Steve Hartley (HEA)								Arrows A4											
lap	Sect-1	Speed	Sect-2	Speed	Sect-3	Speed	TopSpeed	laptime	pit	lap	Sect-1	Speed	Sect-2	Speed	Sect-3	Speed	Topspeed	laptime	pit
1		148.5	1:01.124	150.1	22.817	111.1		2:14.576		8	36.532	153.2	57.793	158.6	21.839	115.7		1:56.164	
2	37.457	147.2	58.319	157.9	21.703	119.4		1:57.479		9	36.946	152.5	58.533	159.8	21.161	124.5		1:56.640	
3	36.782	149.1	59.249	158.6	22.312	110.2		1:58.343		10	36.421	149.8	57.548	157.9	20.974	125.9		1:54.943	
4	36.992	152.5	57.598	157.9	21.200	120.1		1:55.790		11	37.074	148.8	58.198	157.2	21.672	120.1		1:56.944	
5	37.064	152.5	57.315	156.4	21.519	120.1		1:55.898		12	36.479	155.3	57.861	156.1	21.055	121.6		1:55.395	
6	36.619	155.7	57.627	156.8	21.350	120.9		1:55.596		13	36.114	152.2	57.494	157.2	21.259	115.1		1:54.867	
7	37.320	152.2	57.561	158.6	21.414	118.6		1:56.295		14	37.468	153.9	58.155	158.6	21.381	121.6		1:57.004	

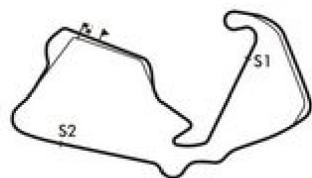
32 Philip Hall (FIT)								Theodore TR1											
lap	Sect-1	Speed	Sect-2	Speed	Sect-3	Speed	TopSpeed	laptime	pit	lap	Sect-1	Speed	Sect-2	Speed	Sect-3	Speed	Topspeed	laptime	pit
1		152.5	1:02.365	155.0	23.318	106.4		2:07.905		8	37.774	151.5	1:00.842	157.2	22.376	114.9		2:00.992	
2	38.230	150.1	1:00.532	159.0	22.758	112.6		2:01.520		9	37.458	152.2	1:00.656	157.5	22.348	116.1		2:00.462	
3	37.870	143.7	1:00.619	159.0	23.180	112.6		2:01.669		10	37.758	150.8	1:01.307	156.8	22.310	115.1		2:01.375	
4	38.555	145.6	1:00.567	158.6	22.668	111.8		2:01.790		11	38.094	150.1	1:00.591	156.8	22.471	115.3		2:01.156	
5	38.184	147.8	1:01.317	148.5	23.278	112.8		2:02.779		12	37.881	151.1	1:00.400	156.1	22.679	115.9		2:00.960	
6	37.661	152.2	1:00.185	155.7	22.839	113.0		2:00.685		13	38.067	149.8	1:00.424	155.7	22.351	114.7		2:00.842	
7	37.756	152.5	1:00.604	157.5	22.958	114.1		2:01.318		14	37.561	150.1	1:00.777	156.4	22.919	112.0		2:01.257	

33 John Delane (STE)								Tyrrell 001											
lap	Sect-1	Speed	Sect-2	Speed	Sect-3	Speed	TopSpeed	laptime	pit	lap	Sect-1	Speed	Sect-2	Speed	Sect-3	Speed	Topspeed	laptime	pit
1		136.7	1:05.116	146.5	25.913	96.7		2:17.387		8	39.699	143.1	1:03.262	153.9	24.338	99.9		2:07.299	
2	40.163	144.0	1:03.520	153.6	24.434	95.3		2:08.117		9	41.060	142.2	1:04.212	151.5	24.944	97.7		2:10.216	
3	40.193	136.7	1:03.210	151.8	24.666	96.4		2:08.069		10	40.328	141.9	1:10.260	147.5	24.874	95.1		2:15.462	
4	40.496	141.9	1:03.518	151.5	24.470	104.2		2:08.484		11	40.620	144.0	1:05.594	152.5	24.266	99.3		2:10.480	
5	40.318	143.1	1:03.621	153.2	24.098	104.9		2:08.037		12	40.105	143.1	1:02.935	154.6	23.755	105.0		2:06.795	
6	39.991	143.1	1:03.194	152.9	24.271	99.4		2:07.456		13	39.513	144.6	1:03.556	152.9	24.271	97.7		2:07.340	
7	40.039	142.5	1:03.470	152.5	24.202	99.0		2:07.711		14									

34 Mike Cantillon (INV)								Tyrrell 010											
lap	Sect-1	Speed	Sect-2	Speed	Sect-3	Speed	TopSpeed	laptime	pit	lap	Sect-1	Speed	Sect-2	Speed	Sect-3	Speed	Topspeed	laptime	pit
1		154.3	59.742	161.3	22.345	111.8		2:02.251		8	36.665	154.3	59.786	160.2	22.391	111.5		1:58.842	
2	36.768	153.9	59.017	161.3	22.050	111.8		1:57.835		9	37.753	155.0	58.860	160.2	22.046	113.6		1:58.659	
3	37.944	153.9	59.162	161.3	22.395	111.7		1:59.501		10	36.365	155.7	58.352	161.3	21.828	113.9		1:56.545	
4	37.213	155.0	58.892	161.3	21.921	114.3		1:58.026		11	36.363	155.3	58.845	162.5	22.991	115.7		1:58.199	
5	37.019	154.3	58.724	160.2	21.888	109.7		1:57.631		12	38.337	153.6	59.060	158.6	22.027	110.0		1:59.424	
6	36.942	153.6	59.310	160.5	22.036	113.2		1:58.288		13	36.527	154.6	58.684	161.3	21.648	114.7		1:56.859	
7	36.863	153.6	58.859	159.8	21.892	113.0		1:57.614		14	36.611	155.0	58.744	160.2	22.083	111.8		1:57.438	

36 Alexander Furiani (FIT)								Surtees TS20											
lap	Sect-1	Speed	Sect-2	Speed	Sect-3	Speed	TopSpeed	laptime	pit	lap	Sect-1	Speed	Sect-2	Speed	Sect-3	Speed	Topspeed	laptime	pit
1		141.0	1:04.198	153.6	24.833	107.0		2:14.464		8	39.724	147.5	1:01.613	158.3	23.897	111.8		2:05.234	
2	39.401	146.5	1:02.366	159.4	24.436	107.9		2:06.203		9	39.121	146.8	1:01.666	158.6	24.092	105.2		2:04.879	
3	39.195	148.1	1:02.480	158.6	24.087	112.0		2:05.762		10	38.575	148.5	1:02.099	156.1	23.483	115.3		2:04.157	
4	38.720	149.8	1:02.096	158.6	24.002	111.7		2:04.818		11	38.630	146.8	1:01.820	156.4	23.437	113.6		2:03.887	
5	38.626	150.8	1:01.610	158.6	23.863	112.8		2:04.099		12	39.744	148.8	1:02.125	155.3	23.649	106.4		2:05.518	
6	38.447	151.5	1:01.304	160.2	23.619	114.1		2:03.370		13	38.677	148.1	1:01.601	156.4	23.777	106.7		2:04.055	
7	38.394	148.5	1:01.427	159.8	23.747	111.7		2:03.568		14									

37 Christophe D'Ansembourg (HEA)								Williams FW07/C											
lap	Sect-1	Speed	Sect-2	Speed	Sect-3	Speed	TopSpeed	laptime	pit	lap	Sect-1	Speed	Sect-2	Speed	Sect-3	Speed	Topspeed	laptime	pit
1		152.5	59.032	160.9	22.048	112.0		2:00.848		8	37.369	155.3	1:10.756	162.5	21.750	118.6		2:09.875	
2	36.496	155.3	58.463	160.9	21.664	119.6		1:56.623		9	37.325	154.3	58.632	160.2	22.184	119.4		1:58.141	
3	36.353	155.3	58.658	161.3	21.298	121.1		1:56.309		10	36.237	156.1	58.269	160.9	21.405	111.7		1:55.911	
4	36.520	155.0	57.978	161.7	21.387	120.3		1:55.885		11	36.766	156.1	59.236	161.3	23.701	112.8		1:59.703	
5	36.543	155.0	58.665	162.1	21.454	119.2		1:56.662		12	37.757	155.0	59.337	160.9	21.293	116.3		1:58.387	
6	36.318	157.5	59.334	162.5	21.202	121.6		1:56.854		13	36.467	154.6	58.917	160.5	21.800	116.5		1:57.184	
7	36.177	156.4	58.124	162.9	22.071	118.4		1:56.372		14	36.860	154.3	1:00.023	151.5	30.669	45.6		2:07.552	



Session Start: 13:31:48 - Finish: 13:58:39  
 Weather/Track Conditions: Cloud / Dry  
 Circuit: Silverstone Historic Grand Prix  
 Track Length: 5.857 Km - 3.6394 miles



# Silverstone Classic - 29 - 31 Jul 2016

## FIA Masters Historic Formula One

### Race 15 - Sector Analysis

39 Marc Devis (FIT)									Maki F101								
lap	Sect-1	Speed	Sect-2	Speed	Sect-3	Speed	TopSpeed	laptime pit	lap	Sect-1	Speed	Sect-2	Speed	Sect-3	Speed	Topspeed	laptime pit
1		133.9	1:05.623	130.8	26.457	98.3		2:18.621	8	40.763	135.3	1:04.501	152.9	24.551	104.4		2:09.815
2	40.557	141.9	1:03.778	153.9	24.831	100.3		2:09.166	9	40.634	140.7	1:03.937	153.2	27.295	97.3		2:11.866
3	40.402	144.9	1:03.519	153.6	24.561	104.2		2:08.482	10	40.519	136.1	1:05.131	152.5	24.518	101.5		2:10.168
4	40.413	142.2	1:04.335	152.5	24.563	102.9		2:09.311	11	40.903	140.1	1:03.679	153.2	24.301	103.7		2:08.883
5	40.102	143.1	1:03.973	152.2	24.308	106.4		2:08.383	12	40.149	141.6	1:03.148	154.3	24.040	105.7		2:07.337
6	40.020	143.1	1:03.929	151.8	24.055	106.5		2:08.004	13	40.219	140.7	1:04.470	153.9	24.163	104.7		2:08.852
7	40.228	143.1	1:03.948	152.9	24.824	106.4		2:09.000	14								

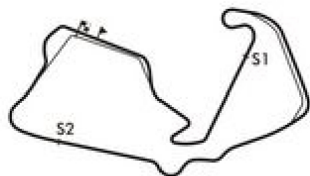
44 Martin Stretton (LAU)									Tyrrell 012								
lap	Sect-1	Speed	Sect-2	Speed	Sect-3	Speed	TopSpeed	laptime pit	lap	Sect-1	Speed	Sect-2	Speed	Sect-3	Speed	Topspeed	laptime pit
1		146.8	58.797	156.4	21.591	117.9		1:57.636	8	36.832	151.8	58.444	158.3	21.218	115.7		1:56.494
2	36.974	144.3	58.735	156.8	23.756	113.7		1:59.465	9	36.331	154.3	58.440	159.4	21.580	115.1		1:56.351
3	37.190	151.8	59.156	155.7	21.653	119.6		1:57.999	10	36.407	151.8	58.719	158.6	22.984	108.6		1:58.110
4	36.299	152.9	57.926	156.8	21.304	115.9		1:55.529	11	36.975	156.8	58.268	157.5	22.402	115.1		1:57.645
5	36.101	153.6	58.508	158.6	21.827	115.3		1:56.436	12	36.095	155.3	58.726	158.6	21.987	117.9		1:56.808
6	36.498	153.9	58.893	158.3	21.643	117.7		1:57.034	13	37.375	145.6	59.272	156.4	21.635	117.5		1:58.282
7	35.657	156.8	58.304	157.2	21.919	114.9		1:55.880	14	39.860	150.8	58.008	159.8	21.005	117.1		1:58.873

48 Bill Coombs (FIT)									March 761								
lap	Sect-1	Speed	Sect-2	Speed	Sect-3	Speed	TopSpeed	laptime pit	lap	Sect-1	Speed	Sect-2	Speed	Sect-3	Speed	Topspeed	laptime pit
1		148.8	1:00.998	156.1	22.507	113.4		2:04.490	5	36.667	152.9	59.172	157.5	21.772	112.2		1:57.611
2	37.475	150.8	59.744	158.3	22.094	115.3		1:59.313	6	37.167	151.5	59.491	157.2	22.060	113.0		1:58.718
3	37.210	150.5	59.406	157.9	21.826	113.7		1:58.442	7	43.856	128.1	1:13.482	99.6				2:40.430
4	36.962	152.5	59.574	155.7	21.615	113.6		1:58.151	8								

61 Jason Wright (FIT)									Shadow DN8								
lap	Sect-1	Speed	Sect-2	Speed	Sect-3	Speed	TopSpeed	laptime pit	lap	Sect-1	Speed	Sect-2	Speed	Sect-3	Speed	Topspeed	laptime pit
1		148.8	1:02.678	154.6	24.265	108.2		2:10.765	8	40.413	144.0	1:02.141	156.1	23.840	113.6		2:06.394
2	39.525	147.5	1:02.399	156.8	24.116	104.9		2:06.040	9	39.456	146.5	1:01.498	157.2	24.147	106.0		2:05.101
3	39.197	146.8	1:01.625	156.4	24.247	104.7		2:05.069	10	39.348	147.2	1:01.189	157.9	23.449	112.2		2:03.986
4	39.540	146.2	1:02.417	155.3	24.131	105.8		2:06.088	11	38.687	149.8	1:01.732	152.2	25.191	106.5		2:05.610
5	39.479	145.6	1:02.140	155.7	23.770	107.2		2:05.389	12	39.053	148.5	1:00.880	152.2	23.762	110.7		2:03.695
6	39.304	146.5	1:01.413	156.1	23.389	109.1		2:04.106	13	39.288	148.5	1:00.917	157.5	23.697	108.9		2:03.902
7	38.887	146.5	1:01.700	156.4	23.526	105.8		2:04.113	14								

66 Tommy Dreelan (HEA)									Williams FW08								
lap	Sect-1	Speed	Sect-2	Speed	Sect-3	Speed	TopSpeed	laptime pit	lap	Sect-1	Speed	Sect-2	Speed	Sect-3	Speed	Topspeed	laptime pit
1		151.1	1:01.881	160.2	24.278	112.8		2:10.882	8	38.265	153.6	1:00.679	159.4	22.844	113.4		2:01.788
2	38.223	151.1	1:00.965	159.8	23.302	111.7		2:02.490	9	38.314	153.6	1:01.957	160.5	23.125	114.3		2:03.396
3	38.734	152.5	1:00.656	159.8	23.088	111.8		2:02.478	10	39.121	151.8	1:01.019	159.8	23.175	113.0		2:03.315
4	38.255	152.9	1:00.642	160.2	22.850	108.6		2:01.747	11	38.517	151.1	1:01.229	158.3	23.566	112.2		2:03.312
5	38.501	152.9	1:00.765	160.5	22.628	110.7		2:01.894	12	38.549	149.1	1:00.827	158.6	22.930	114.5		2:02.306
6	38.009	154.3	1:00.315	160.5	22.983	111.1		2:01.307	13	38.559	151.1	1:00.590	159.8	22.683	113.9		2:01.832
7	38.164	153.6	1:00.318	161.3	23.042	109.1		2:01.524	14	38.280	152.9	1:00.942	158.3	23.370	111.8		2:02.592

70 Loic Deman (HEA)									Tyrrell 010								
lap	Sect-1	Speed	Sect-2	Speed	Sect-3	Speed	TopSpeed	laptime pit	lap	Sect-1	Speed	Sect-2	Speed	Sect-3	Speed	Topspeed	laptime pit
1		156.8	59.325	161.7	21.946	113.7		2:00.262	8	36.893	157.9	57.947	165.3	22.079	103.6		1:56.919
2	36.102	158.3	57.908	164.1	22.341	115.1		1:56.351	9	36.146	154.3	58.171	165.7	21.977	112.0		1:56.294
3	36.022	158.3	57.655	165.3	21.842	109.7		1:55.519	10	36.142	157.5	58.738	166.5	23.374	102.8		1:58.254
4	36.117	153.2	58.406	165.7	21.916	116.3		1:56.439	11	36.802	159.0	58.175	165.3	22.533	114.7		1:57.510
5	36.244	155.3	59.176	159.4	21.587	113.2		1:57.007	12	36.018	157.5	58.702	165.3	22.082	115.5		1:56.802
6	36.506	156.1	58.170	164.9	21.764	115.7		1:56.440	13	37.285	153.9	57.984	164.1	22.840	112.0		1:58.109
7	36.648	154.3	58.339	166.1	22.262	113.7		1:57.249	14	37.436	157.9	58.432	164.5	21.442	113.9		1:57.310



**Session Start: 13:31:48 - Finish: 13:58:39**  
**Weather/Track Conditions: Cloud / Dry**  
**Circuit: Silverstone Historic Grand Prix**  
**Track Length: 5.857 Km - 3.6394 miles**

# Silverstone Classic - 29 - 31 Jul 2016

## FIA Masters Historic Formula One

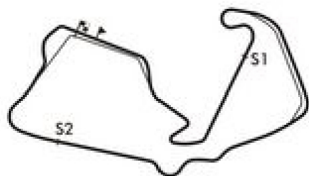
### Race 15 - Sector Analysis

82 Chris Drake (FIT)									Penske PC3								
lap	Sect-1	Speed	Sect-2	Speed	Sect-3	Speed	TopSpeed	laptime pit	lap	Sect-1	Speed	Sect-2	Speed	Sect-3	Speed	Topspeed	laptime pit
1		142.5	1:03.699	156.1	24.744	107.9		2:12.805	8	39.094	147.8	1:02.674	156.4	23.921	108.8		2:05.689
2	39.331	140.1	1:03.633	155.7	24.482	106.9		2:07.446	9	39.022	148.5	1:03.265	156.4	24.069	108.6		2:06.356
3	39.192	147.5	1:02.829	155.7	24.890	106.5		2:06.911	10	38.841	147.5	1:02.787	156.1	23.878	106.9		2:05.506
4	39.205	148.5	1:03.565	156.1	24.952	106.9		2:07.722	11	39.285	147.8	1:02.869	155.7	23.697	109.8		2:05.851
5	39.329	149.1	1:02.212	157.5	24.002	97.8		2:05.543	12	38.775	148.1	1:02.593	155.7	24.619	101.1		2:05.987
6	40.122	147.2	1:02.665	156.1	23.821	109.3		2:06.608	13	41.009	144.3	1:03.652	157.9	24.355	99.1		2:09.016
7	39.521	148.8	1:02.142	156.8	24.266	109.8		2:05.929	14								

88 Max Smith-Hilliard (STE)									Surtees TS9B								
lap	Sect-1	Speed	Sect-2	Speed	Sect-3	Speed	TopSpeed	laptime pit	lap	Sect-1	Speed	Sect-2	Speed	Sect-3	Speed	Topspeed	laptime pit
1									1								

97 Jamie Constable (FIT)									Shadow DN8								
lap	Sect-1	Speed	Sect-2	Speed	Sect-3	Speed	TopSpeed	laptime pit	lap	Sect-1	Speed	Sect-2	Speed	Sect-3	Speed	Topspeed	laptime pit
1		149.8	1:01.450	156.4	22.929	111.1		2:05.989	8	37.859	138.9	1:00.300	155.3	22.731	114.1		2:00.890
2	37.756	151.1	59.746	156.4	22.739	110.7		2:00.241	9	38.019	147.8	1:00.422	156.1	23.098	103.2		2:01.539
3	37.135	150.8	1:00.018	156.8	22.918	112.6		2:00.071	10	38.012	149.5	1:00.293	155.7	22.470	113.4		2:00.775
4	37.323	150.5	59.677	155.7	22.655	114.3		1:59.655	11	37.771	149.1	59.786	155.3	22.218	111.3		1:59.775
5	37.935	151.5	1:00.585	147.2	22.831	113.6		2:01.351	12	37.514	150.1	59.590	154.6	22.620	111.5		1:59.724
6	37.850	150.1	59.913	155.7	22.827	111.3		2:00.590	13	37.260	150.5	59.655	155.0	22.198	114.5		1:59.113
7	37.699	150.1	1:00.178	155.3	22.817	110.4		2:00.694	14	37.197	150.8	1:00.015	155.7	22.555	110.2		1:59.767

177 Christian Perrier (INV)									ATS HSO1								
lap	Sect-1	Speed	Sect-2	Speed	Sect-3	Speed	TopSpeed	laptime pit	lap	Sect-1	Speed	Sect-2	Speed	Sect-3	Speed	Topspeed	laptime pit
1		137.0	1:05.907	143.1	26.028	102.6		2:18.928	8	40.152	138.9	1:04.542	152.2	24.143	102.9		2:08.837
2	41.302	140.4	1:05.299	151.1	24.543	104.2		2:11.144	9	40.475	140.1	1:06.792	137.5	24.726	104.2		2:11.993
3	40.339	141.3	1:03.646	150.8	24.788	102.1		2:08.773	10	40.300	143.4	1:02.935	150.5	24.294	105.4		2:07.529
4	40.476	141.3	1:04.524	151.1	24.284	104.0		2:09.284	11	41.172	138.7	1:03.517	151.8	24.306	105.4		2:08.995
5	40.524	142.2	1:03.779	150.8	24.340	105.5		2:08.643	12	40.157	143.7	1:03.231	154.3	23.825	108.9		2:07.213
6	40.164	144.0	1:03.077	152.5	24.074	102.9		2:07.315	13	40.101	136.7	1:03.929	152.2	24.148	102.3		2:08.178
7	42.728	139.5	1:03.712	150.1	24.236	100.8		2:10.676	14								



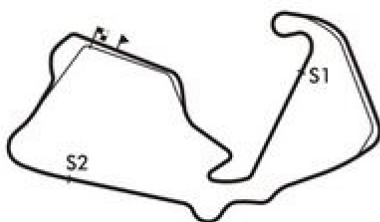
**Session Start: 13:31:48 - Finish: 13:58:39**  
**Weather/Track Conditions: Cloud / Dry**  
**Circuit: Silverstone Historic Grand Prix**  
**Track Length: 5.857 Km - 3.6394 miles**

# Silverstone Classic - 29 - 31 Jul 2016

## FIA Masters Historic Formula One

### Race 15 - Best Sector Times

POS	NO	DRIVER/S	Sector 1			Sector 2			Sector 3			IDEAL LAP	BEST LAP	On
			TIME	LAP	POS	TIME	LAP	POS	TIME	LAP	POS			
1	6	Nick Padmore	35.790	8	2	56.974	14	1	20.295	14	1	1:53.059	<b>1:53.216</b>	<b>14</b>
2	70	Loic Deman	36.018	12	3	57.655	3	4	21.442	14	9	1:55.115	<b>1:55.519</b>	<b>3</b>
3	5	Ollie Hancock	36.408	3	11	58.209	9	10	21.494	9	10	1:56.111	<b>1:56.220</b>	<b>9</b>
4	8	Rob Hall	36.157	10	5	58.039	9	8	21.199	9	4	1:55.395	<b>1:55.534</b>	<b>9</b>
5	11	Gregory Thornton	36.204	3	8	57.348	14	3	21.405	3	8	1:54.957	<b>1:55.715</b>	<b>3</b>
6	44	Martin Stretton	35.657	7	1	57.926	4	6	21.005	14	3	1:54.588	<b>1:55.529</b>	<b>4</b>
7	14	Simon Fish	36.205	6	9	57.729	12	5	21.212	14	6	1:55.146	<b>1:55.651</b>	<b>12</b>
8	31	Steve Hartley	36.114	13	4	57.315	5	2	20.974	10	2	1:54.403	<b>1:54.867</b>	<b>13</b>
9	34	Mike Cantillon	36.363	11	10	58.352	10	11	21.648	13	12	1:56.363	<b>1:56.545</b>	<b>10</b>
10	37	Christophe D'Ansembourg	36.177	7	7	57.978	4	7	21.202	6	5	1:55.357	<b>1:55.885</b>	<b>4</b>
11	97	Jamie Constable	37.135	3	13	59.590	12	15	22.198	13	13	1:58.923	<b>1:59.113</b>	<b>13</b>
12	21	Derek Jones	37.255	14	14	59.380	12	14	22.209	10	14	1:58.844	<b>1:59.141</b>	<b>13</b>
13	30	David Abbott	37.614	5	16	59.324	11	13	22.269	5	15	1:59.207	<b>1:59.443</b>	<b>11</b>
14	32	Philip Hall	37.458	9	15	1:00.185	6	16	22.310	10	16	1:59.953	<b>2:00.462</b>	<b>9</b>
15	66	Tommy Dreelan	38.009	6	17	1:00.315	6	17	22.628	5	17	2:00.952	<b>2:01.307</b>	<b>6</b>
16	36	Alexander Furiani	38.394	7	18	1:01.304	6	19	23.437	11	20	2:03.135	<b>2:03.370</b>	<b>6</b>
17	61	Jason Wright	38.687	11	20	1:00.880	12	18	23.389	6	19	2:02.956	<b>2:03.695</b>	<b>12</b>
18	22	James Hagan	38.505	12	19	1:02.209	5	21	23.070	13	18	2:03.784	<b>2:05.117</b>	<b>11</b>
19	82	Chris Drake	38.775	12	21	1:02.142	7	20	23.697	11	21	2:04.614	<b>2:05.506</b>	<b>10</b>
20	33	John Delane	39.513	13	22	1:02.935	12	22	23.755	12	22	2:06.203	<b>2:06.795</b>	<b>12</b>
21	177	Christian Perrier	40.101	13	25	1:02.935	10	23	23.825	12	23	2:06.861	<b>2:07.213</b>	<b>12</b>
22	39	Marc Devis	40.020	6	24	1:03.148	12	25	24.040	12	24	2:07.208	<b>2:07.337</b>	<b>12</b>
23	28	Doug Mockett	39.776	5	23	1:02.958	12	24	24.297	12	25	2:07.031	<b>2:07.766</b>	<b>12</b>
24	15	Michel Baudoin	40.994	2	26	1:05.543	2	26	25.879	10	26	2:12.416	<b>2:12.505</b>	<b>2</b>
25	9	Judy Lyons	52.937	2	27	1:24.007	2	27	33.687	1	27	2:50.631	<b>2:51.250</b>	<b>2</b>
26	48	Bill Coombs	36.667	5	12	59.172	5	12	21.615	4	11	1:57.454	<b>1:57.611</b>	<b>5</b>
27	27	Mike Wrigley	36.174	3	6	58.102	3	9	21.263	7	7	1:55.539	<b>1:56.053</b>	<b>7</b>
28	88	Max Smith-Hilliard												



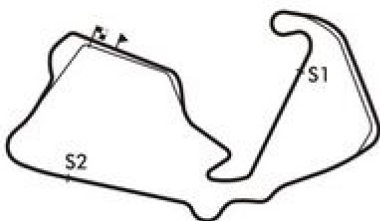
**Session Start: 13:31:48 - Finish: 13:58:39**  
**Weather/Track Conditions: Cloud / Dry**  
**Circuit: Silverstone Historic Grand Prix**  
**Track Length: 5.857 Km - 3.6394 miles**

# Silverstone Classic - 29 - 31 Jul 2016

## FIA Masters Historic Formula One

### Race 15 - Best Sector Speeds

	NO	SECTOR 1	MPH	NO	SECTOR 2	MPH	NO	SECTOR 3	MPH
1	70	Loic Deman	159.0	70	Loic Deman	166.5	31	Steve Hartley	125.9
2	14	Simon Fish	158.3	14	Simon Fish	166.1	6	Nick Padmore	121.6
3	37	Christophe D'Ansembourg	157.5	11	Gregory Thornton	164.1	37	Christophe D'Ansembourg	121.6
4	44	Martin Stretton	156.8	22	James Hagan	164.1	14	Simon Fish	121.4
5	5	Ollie Hancock	156.4	37	Christophe D'Ansembourg	162.9	44	Martin Stretton	119.6
6	11	Gregory Thornton	156.1	34	Mike Cantillon	162.5	8	Rob Hall	118.1
7	31	Steve Hartley	155.7	5	Ollie Hancock	162.1	5	Ollie Hancock	117.7
8	34	Mike Cantillon	155.7	21	Derek Jones	162.1	11	Gregory Thornton	117.3
9	8	Rob Hall	155.3	27	Mike Wrigley	161.7	27	Mike Wrigley	117.3
10	27	Mike Wrigley	155.3	66	Tommy Dreelan	161.3	70	Loic Deman	116.3
11	21	Derek Jones	155.0	28	Doug Mockett	160.5	32	Philip Hall	116.1
12	66	Tommy Dreelan	154.3	8	Rob Hall	160.2	34	Mike Cantillon	115.7
13	6	Nick Padmore	152.9	36	Alexander Furiani	160.2	36	Alexander Furiani	115.3
14	22	James Hagan	152.9	30	David Abbott	159.8	48	Bill Coombs	115.3
15	28	Doug Mockett	152.9	31	Steve Hartley	159.8	66	Tommy Dreelan	114.5
16	48	Bill Coombs	152.9	44	Martin Stretton	159.8	97	Jamie Constable	114.5
17	32	Philip Hall	152.5	32	Philip Hall	159.0	21	Derek Jones	114.3
18	36	Alexander Furiani	151.5	48	Bill Coombs	158.3	61	Jason Wright	113.6
19	97	Jamie Constable	151.5	6	Nick Padmore	157.9	22	James Hagan	113.2
20	30	David Abbott	151.1	61	Jason Wright	157.9	30	David Abbott	113.2
21	61	Jason Wright	149.8	82	Chris Drake	157.9	28	Doug Mockett	109.8
22	82	Chris Drake	149.1	97	Jamie Constable	156.8	82	Chris Drake	109.8
23	39	Marc Devis	144.9	33	John Delane	154.6	177	Christian Perrier	108.9
24	33	John Delane	144.6	39	Marc Devis	154.3	39	Marc Devis	106.5
25	177	Christian Perrier	144.0	177	Christian Perrier	154.3	15	Michel Baudoin	105.5
26	15	Michel Baudoin	143.4	15	Michel Baudoin	153.6	33	John Delane	105.0
27	9	Judy Lyons	101.4	9	Judy Lyons	112.6	9	Judy Lyons	78.9
28	88	Max Smith-Hilliard	0.0	88	Max Smith-Hilliard	0.0	88	Max Smith-Hilliard	0.0



**Session Start: 13:31:48 - Finish: 13:58:39**  
**Weather/Track Conditions: Cloud / Dry**  
**Circuit: Silverstone Historic Grand Prix**  
**Track Length: 5.857 Km - 3.6394 miles**

# Silverstone Classic - 29 - 31 Jul 2016

## FIA Masters Historic Formula One

### Race 15 - Lap Chart

Lap 1			Lap 2			Lap 3			Lap 4			Lap 5			Lap 6		
NO	Behind	Laptime	NO	Behind	Laptime	NO	Behind	Laptime	NO	Behind	Laptime	NO	Behind	Laptime	NO	Behind	Laptime
5		1:56.997	6		1:53.843	6		1:54.458	6		1:54.178	6		1:53.944	6		1:55.026
6	0.210	1:57.207	5	2.764	1:56.817	9	1 LAP	2:51.250	5	7.744	1:56.535	5	11.218	1:57.418	5	13.087	1:56.895
44	0.639	1:57.636	27	4.063	1:56.225	5	5.387	1:57.081	11	8.017	1:56.308	11	11.628	1:57.555	70	13.362	1:56.440
27	1.891	1:58.888	11	4.630	1:56.351	27	5.694	1:56.089	27	8.498	1:56.982	70	11.948	1:57.007	11	13.795	1:57.193
11	2.332	1:59.329	70	5.563	1:56.351	11	5.887	1:55.715	70	8.885	1:56.439	27	12.424	1:57.870	37	14.525	1:56.854
70	3.265	2:00.262	44	6.051	1:59.465	70	6.624	1:55.519	37	9.979	1:55.885	37	12.697	1:56.662	44	15.443	1:57.034
37	3.851	2:00.848	37	6.421	1:56.623	37	8.272	1:56.309	44	10.943	1:55.529	44	13.435	1:56.436	27	16.160	1:58.762
34	5.254	2:02.251	34	9.036	1:57.835	44	9.592	1:57.999	14	14.794	1:56.419	14	16.938	1:56.088	14	18.037	1:56.125
14	6.239	2:03.236	14	9.246	1:57.060	14	12.553	1:57.765	8	16.002	1:56.968	8	17.867	1:55.809	8	18.684	1:55.843
48	7.493	2:04.490	8	10.110	1:56.324	8	13.212	1:57.560	34	17.927	1:58.026	34	21.614	1:57.631	34	24.876	1:58.288
8	7.839	2:04.836	48	12.753	1:59.313	34	14.079	1:59.501	48	20.710	1:58.151	48	24.377	1:57.611	48	28.069	1:58.718
97	8.992	2:05.989	97	15.180	2:00.241	48	16.737	1:58.442	97	26.270	1:59.655	31	28.456	1:55.898	31	29.026	1:55.596
21	10.278	2:07.275	21	17.981	2:01.756	97	20.793	2:00.071	31	26.502	1:55.790	97	33.677	2:01.351	97	39.241	2:00.590
32	10.908	2:07.905	32	18.375	2:01.520	21	24.804	2:01.281	21	32.574	2:01.948	21	39.122	2:00.492	21	44.503	2:00.407
30	11.391	2:08.388	30	18.986	2:01.648	31	24.890	1:58.343	32	33.198	2:01.790	30	39.655	1:59.592	30	45.408	2:00.779
61	13.768	2:10.765	31	21.005	1:57.479	32	25.586	2:01.669	30	34.007	2:01.889	32	42.033	2:02.779	32	47.692	2:00.685
66	13.885	2:10.882	66	22.322	2:02.490	30	26.296	2:01.768	66	37.911	2:01.747	66	45.861	2:01.894	66	52.142	2:01.307
82	15.808	2:12.805	61	25.755	2:06.040	66	30.342	2:02.478	61	48.276	2:06.088	61	59.721	2:05.389	9	2 LAPS	3:15.686
22	16.636	2:13.633	82	29.201	2:07.446	61	36.366	2:05.069	36	51.561	2:04.818	36	1:01.716	2:04.099	61	1:08.801	2:04.106
36	17.467	2:14.464	36	29.617	2:06.203	36	40.921	2:05.762	22	54.753	2:06.624	22	1:06.350	2:05.541	36	1:10.060	2:03.370
31	17.579	2:14.576	22	30.527	2:07.944	82	41.654	2:06.911	82	55.198	2:07.722	82	1:06.797	2:05.543	82	1:18.379	2:06.608
33	20.390	2:17.387	33	34.454	2:08.117	22	42.307	2:06.238	33	1:02.371	2:08.484	33	1:16.464	2:08.037	22	1:19.928	2:08.604
28	21.228	2:18.225	28	35.781	2:08.606	33	48.065	2:08.069	28	1:04.241	2:08.633	28	1:19.007	2:08.710	33	1:28.894	2:07.456
39	21.624	2:18.621	39	36.737	2:09.166	28	49.786	2:08.463	39	1:05.894	2:09.311	39	1:20.333	2:08.383	28	1:31.784	2:07.803
177	21.931	2:18.928	177	39.022	2:11.144	39	50.761	2:08.482	177	1:08.443	2:09.284	177	1:23.142	2:08.643	39	1:33.311	2:08.004
15	23.980	2:20.977	15	42.432	2:12.505	177	53.337	2:08.773	15	1:24.521	2:15.298	15	1:45.724	2:15.147	177	1:35.431	2:07.315
9	1:02.295	2:59.292				15	1:03.401	2:15.427	9	1 LAP	3:19.565						

Session Start: 13:31:48 - Finish: 13:58:39

Weather/Track Conditions: Cloud / Dry

Circuit: Silverstone Historic Grand Prix

Track Length: 5.857 Km - 3.6394 miles

# Silverstone Classic - 29 - 31 Jul 2016

## FIA Masters Historic Formula One

### Race 15 - Lap Chart

Lap 7			Lap 8			Lap 9			Lap 10			Lap 11			Lap 12		
NO	Behind	Laptime	NO	Behind	Laptime	NO	Behind	Laptime	NO	Behind	Laptime	NO	Behind	Laptime	NO	Behind	Laptime
6		1:54.612	6		1:54.696	6		1:56.925	6		1:54.985	6		1:55.506	6		1:55.383
15	1 LAP	2:16.971	5	17.348	1:56.817	28	1 LAP	2:09.843	33	1 LAP	2:10.216	82	1 LAP	2:05.506	61	1 LAP	2:05.610
5	15.227	1:56.752	11	17.798	1:56.866	39	1 LAP	2:09.815	5	20.032	1:58.374	22	1 LAP	2:06.091	82	1 LAP	2:05.851
11	15.628	1:56.445	70	18.222	1:56.919	177	1 LAP	2:08.837	28	1 LAP	2:09.889	5	21.807	1:57.281	22	1 LAP	2:05.117
70	15.999	1:57.249	44	18.509	1:56.494	5	16.643	1:56.220	11	20.630	1:58.351	11	22.439	1:57.315	5	23.563	1:57.139
37	16.285	1:56.372	9	3 LAPS	3:13.284	11	17.264	1:56.391	70	20.860	1:58.254	70	22.864	1:57.510	11	23.922	1:56.866
44	16.711	1:55.880	8	22.288	1:56.312	70	17.591	1:56.294	44	21.060	1:58.110	44	23.199	1:57.645	70	24.283	1:56.802
27	17.601	1:56.053	14	23.749	1:57.972	44	17.935	1:56.351	8	22.524	1:56.612	8	23.514	1:56.496	44	24.624	1:56.808
14	20.473	1:57.048	37	31.464	2:09.875	8	20.897	1:55.534	39	1 LAP	2:11.866	14	28.347	1:58.024	8	24.983	1:56.852
8	20.672	1:56.600	34	32.024	1:58.842	14	23.831	1:57.007	177	1 LAP	2:11.993	33	1 LAP	2:15.462	14	28.615	1:55.651
34	27.878	1:57.614	31	32.177	1:56.164	31	31.892	1:56.640	14	25.829	1:56.983	31	33.288	1:56.944	31	33.300	1:55.395
31	30.709	1:56.295	15	1 LAP	2:18.498	37	32.680	1:58.141	31	31.850	1:54.943	28	1 LAP	2:10.469	37	40.807	1:58.387
97	45.323	2:00.694	97	51.517	2:00.890	34	33.758	1:58.659	37	33.606	1:55.911	39	1 LAP	2:10.168	34	42.052	1:59.424
21	50.213	2:00.322	21	55.281	1:59.764	97	56.131	2:01.539	34	35.318	1:56.545	177	1 LAP	2:07.529	33	1 LAP	2:10.480
30	51.357	2:00.561	30	57.970	2:01.309	15	1 LAP	2:16.739	97	1:01.921	2:00.775	37	37.803	1:59.703	28	1 LAP	2:09.992
32	54.398	2:01.318	32	1:00.694	2:00.992	21	57.883	1:59.527	21	1:02.513	1:59.615	34	38.011	1:58.199	39	1 LAP	2:08.883
66	59.054	2:01.524	66	1:06.146	2:01.788	30	1:01.824	2:00.779	30	1:07.432	2:00.593	9	4 LAPS	3:15.559	177	1 LAP	2:08.995
48	1:13.887	2:40.430	36	1:29.554	2:05.234	32	1:04.231	2:00.462	32	1:10.621	2:01.375	97	1:06.190	1:59.775	97	1:10.531	1:59.724
61	1:18.302	2:04.113	61	1:30.000	2:06.394	66	1:12.617	2:03.396	15	1 LAP	2:15.934	21	1:06.646	1:59.639	21	1:10.795	1:59.532
36	1:19.016	2:03.568	82	1:40.689	2:05.689	36	1:37.508	2:04.879	66	1:20.947	2:03.315	30	1:11.369	1:59.443	30	1:16.946	2:00.960
82	1:29.696	2:05.929	22	1:41.780	2:05.762	61	1:38.176	2:05.101	36	1:46.680	2:04.157	32	1:16.271	2:01.156	32	1:21.848	2:00.960
22	1:30.714	2:05.398	33	1:54.596	2:07.299	9	3 LAPS	3:15.688	61	1:47.177	2:03.986	66	1:28.753	2:03.312	66	1:35.676	2:02.306
33	1:41.993	2:07.711				82	1:50.120	2:06.356				15	1 LAP	2:14.455	15	1 LAP	2:15.528
28	1:47.409	2:10.237				22	1:50.716	2:05.861				36	1:55.061	2:03.887			
39	1:47.699	2:09.000															
177	1:51.495	2:10.676															

Session Start: 13:31:48 - Finish: 13:58:39

Weather/Track Conditions: Cloud / Dry

Circuit: Silverstone Historic Grand Prix

Track Length: 5.857 Km - 3.6394 miles

# Silverstone Classic - 29 - 31 Jul 2016

## FIA Masters Historic Formula One

### Race 15 - Lap Chart

Lap 13			Lap 14		
NO	Behind	Laptime	NO	Behind	Laptime
6		1:57.263	6		1:53.216
36	1 LAP	2:05.518	36	1 LAP	2:04.055
61	1 LAP	2:03.695	61	1 LAP	2:03.902
82	1 LAP	2:05.987	15	2 LAPS	2:15.866
22	1 LAP	2:05.842	70	29.223	1:57.310
5	24.697	1:58.397	5	29.722	1:58.241
11	24.983	1:58.324	8	30.168	1:58.070
70	25.129	1:58.109	11	30.690	1:58.923
8	25.314	1:57.594	44	31.300	1:58.873
44	25.643	1:58.282	14	32.357	1:58.396
14	27.177	1:55.825	31	34.692	1:57.004
9	5 LAPS	3:16.526	22	1 LAP	2:07.371
31	30.904	1:54.867	82	1 LAP	2:09.016
37	40.728	1:57.184	34	45.870	1:57.438
34	41.648	1:56.859	37	55.064	2:07.552
33	1 LAP	2:06.795	33	1 LAP	2:07.340
28	1 LAP	2:07.766	177	1 LAP	2:08.178
39	1 LAP	2:07.337	39	1 LAP	2:08.852
177	1 LAP	2:07.213	28	1 LAP	2:10.115
97	1:12.381	1:59.113	97	1:18.932	1:59.767
21	1:12.673	1:59.141	21	1:19.351	1:59.894
30	1:20.701	2:01.018	30	1:27.556	2:00.071
32	1:25.427	2:00.842	32	1:33.468	2:01.257
66	1:40.245	2:01.832	66	1:49.621	2:02.592
			9	5 LAPS	3:18.676

**Session Start: 13:31:48 - Finish: 13:58:39**  
**Weather/Track Conditions: Cloud / Dry**  
**Circuit: Silverstone Historic Grand Prix**  
**Track Length: 5.857 Km - 3.6394 miles**



### Silverstone Classic - 29 - 31 Jul 2016

#### Big Engine Touring Cars (Pre '66) Race 16 - Classification - AMENDED

Sheet No:

POS	NO	DRIVER/S	NAT	CLASS	CLASS POS	CAR MAKE / MODEL	TIME	LAPS	GAP	DIFF	MPH	BEST	ON
1	9	Craig Davies	THA	1	1	Ford Mustang	37:25.494	14	-- 14 laps		81.69	2:31.930	2
2	69	Roger Wills	THA	2	2	Mercury Comet Cyclone	37:48.105	14	22.611	22.611	80.87	2:34.958	5
3	81	Benjamin Beighton	THA	3	3	Ford Mustang	37:58.714	14	33.220	10.609	80.49	2:34.417	9
4	166	Rob Fenn	THA	4	4	Ford Mustang	38:12.413	14	46.919	13.699	80.01	2:35.692	8
5	113	Gans-Wolfe	THS	1	1	Ford Lotus Cortina	38:18.587	14	53.093	6.174	79.80	2:34.775	9
6	35	Burton-O'Brien	THA	5	5	Ford Mustang	38:24.142	14	58.648	5.555	79.60	2:33.788	8
7	140	Morris-Davison	THS	2	2	Ford Lotus Cortina	38:24.155	14	58.661	0.013	79.60	2:36.487	2
8	8	Buckley-Huff	THA	6	6	Ford Falcon	38:32.990	14	1:07.496	8.835	79.30	2:36.854	9
9	187	Norris-Ellis	THA	7	7	Ford Falcon	38:42.634	14	1:17.140	9.644	78.97	2:37.080	12
10	68	Graham Pattle	THS	3	3	Ford Lotus Cortina	38:51.072	14	1:25.578	8.438	78.68	2:35.794	3
11	24	Lewis-O'Connell	THD	1	1	Austin Mini Cooper S	38:53.350	14	1:27.856	2.278	78.61	2:38.954	2
12	65	Nicholas Ruddell	THA	8	8	Ford Mustang	38:56.066	14	1:30.572	2.716	78.52	2:39.340	3
13	888	Owens-Wheeler	THD	2	2	Austin Mini Cooper S	38:56.752	14	1:31.258	0.686	78.49	2:38.932	9
14	42	John Spiers	THS	4	4	Ford Lotus Cortina	39:03.208	14	1:37.714	6.456	78.27	2:39.128	6
15	55	Ellis-Smare	THA	9	9	Ford Falcon Sprint	39:12.411	14	1:46.917	9.203	77.97	2:37.740	2
16	91	Arne Berg	THS	5	5	Ford Lotus Cortina	39:17.106	14	1:51.612	4.695	77.81	2:39.124	4
17	61	Katsuaki Kubota	THS	6	6	Ford Lotus Cortina	39:35.860	14	2:10.366	18.754	77.20	2:40.778	10
18	66	Strommen-Lund	THS	7	7	Ford Lotus Cortina	39:36.370	14	2:10.876	0.510	77.19	2:40.984	3
19	77	Steven Wood	THA	10	10	Ford Falcon	37:36.303	13	-- 13 laps	42.230	75.48	2:37.031	3
20	58	Charlie Birkett	THD	3	3	Austin Mini Cooper S	38:09.312	13	33.009	33.009	74.40	2:45.304	13
21	59	Gary Wright	THD	4	4	Austin Mini Cooper S	38:35.703	13	59.400	26.391	73.55	2:47.881	13
22	44	Kjallgren-Nyquist	THA	11	11	Ford Mustang	38:46.938	13	1:10.635	11.235	73.19	2:41.037	3
23	146	Hardie-Paterson	THS	8	8	Ford Lotus Cortina	38:50.649	13	1:14.346	3.711	73.07	2:48.168	12
24	116	Carlino-Jones	THD	5	5	Austin Mini Cooper S	38:58.798	13	1:22.495	8.149	72.82	2:40.881	13
25	40	Field-Hiscocks	THA	12	12	Ford Mustang	39:20.102	13	1:43.799	21.304	72.17	2:49.594	6
26	136	Nigel Batchelor	THA	13	13	Ford Mustang	36:33.828	12	-- 12 laps	6.499	71.66	2:40.588	4
27	75	Benjamin Bateman	THS	9	9	Ford Lotus Cortina	37:40.932	12	1:07.104	1:07.104	69.54	2:51.002	2
28	12	Gregory Thornton	THA	14	14	Ford Mustang	30:45.425	11	-- 11 laps		78.09	2:36.808	9
29	223	Nigel Greensall	THA	15	15	Ford Falcon	28:54.526	10	-- 10 laps	52.805	75.53	2:32.455	4
----- NOT CLASSIFIED -----													
DNC	163	Michael McInerney	THS			Ford Lotus Cortina	18:53.289	7	-- 7 laps --	1:02.608	80.92	2:39.390	4
DNC	64	Sean McInerney	THA			Ford Mustang	7:54.951	3	-- 3 laps --		82.75	2:32.712	2
DNC	123	Hyett-Avill	THA			Ford Mustang	8:14.991	3	20.040	20.040	79.41	2:39.995	2
DNC	173	Henderson-Sadler	THA			Ford Falcon	8:56.775	3	1:01.824	41.784	73.22	2:56.519	1
DNC	79	Mark Martin	THS			Ford Lotus Cortina	3:08.145	1	-- 1 laps --	11.626	69.63		
DNC	2	Voyazides-Hadfield	THA			Ford Falcon	3:21.100	1	12.955	12.955	65.14		
DNC	88	Minshaw-Melling	THA			Ford Falcon							
DNC	98	Ward-Furness	THA			Ford Falcon							
DNC	111	Stanford R-Stanford J	THS			Ford Lotus Cortina							

#### FASTEST LAP SUMMARY

NO	DRIVER/S	CLASS	CAR MAKE / MODEL	FASTEST LAP	ON	MPH
9	Craig Davies	THA	Ford Mustang	2:31.930	2	86.24
113	Gans-Wolfe	THS	Ford Lotus Cortina	2:34.775	9	84.65
888	Owens-Wheeler	THD	Austin Mini Cooper S	2:38.932	9	82.44

Cars 35, 68 & 113 - 30 second time penalty (pit stop outside of pit window)  
 Car 40 - 35 second time penalty (short pit stop)  
 Car 91 - 30 second time penalty (short pit stop)

Session Start: 14:44:36 - Finish: 15:22:01  
 Weather/Track Conditions: Cloud / Dry  
 Circuit: Silverstone Historic Grand Prix  
 Track Length: 5.857 Km - 3.6394 miles

These results are provisional until the conclusion of any judicial and technical matters.

Clerk of the Course:

Bernard Cottrell

Timekeeper:

Issued at:



# Silverstone Classic - 29 - 31 Jul 2016

## Big Engine Touring Cars (Pre '66)

### Race 16 - Sector Analysis

2										Ford Falcon										
Voyazides-Hadfield (THA)																				
lap	Sect-1	Speed	Sect-2	Speed	Sect-3	Speed	TopSpeed	laptime	pit	lap	Sect-1	Speed	Sect-2	Speed	Sect-3	Speed	Topspeed	laptime	pit	
1		76.2	1:33.493	84.8				3:21.100		2										

8										Ford Falcon										
Buckley-Huff (THA)																				
lap	Sect-1	Speed	Sect-2	Speed	Sect-3	Speed	TopSpeed	laptime	pit	lap	Sect-1	Speed	Sect-2	Speed	Sect-3	Speed	Topspeed	laptime	pit	
1		106.5	1:20.345	110.4	31.026			2:47.496		8	48.655	120.7	1:18.400	130.3	29.836				2:36.891	
2	49.322	109.3	1:18.757	118.8	30.993			2:39.072		9	48.347	119.8	1:18.610	128.8	29.897				2:36.854	
3	49.340	107.2	1:19.411	110.4	30.840			2:39.591		10	48.747	121.1	1:18.604	129.6	29.899				2:37.250	
4	49.145	108.6	1:19.170	115.5	30.505			2:38.820		11	48.627	120.9	1:18.796	129.1	29.934				2:37.357	
5	50.710	108.9	1:18.756	115.5	30.243			2:39.709		12	48.885	120.7	1:19.381	129.3	30.303				2:38.569	
6	49.459	112.0	1:20.288	116.1				2:37.376		13	49.100	121.6	1:19.569	130.3	29.948				2:38.617	
7	Out	116.7	1:19.113	128.6	30.481			4:06.608	P	14	49.432	119.2	1:19.302	130.3	30.046				2:38.780	

9										Ford Mustang										
Craig Davies (THA)																				
lap	Sect-1	Speed	Sect-2	Speed	Sect-3	Speed	TopSpeed	laptime	pit	lap	Sect-1	Speed	Sect-2	Speed	Sect-3	Speed	Topspeed	laptime	pit	
1		118.8	1:16.104	135.3	29.635			2:33.748		8	Out	120.9	1:16.514	133.9	29.831				4:01.735	P
2	47.090	116.1	1:15.963	135.8	28.877			2:31.930		9	48.098	115.9	1:18.038	135.8	29.435				2:35.571	
3	46.938	122.5	1:15.864	136.4	29.231			2:32.033		10	48.120	108.9	1:17.361	135.6	30.028				2:35.509	
4	47.262	124.7	1:16.151	136.7	29.096			2:32.509		11	47.996	117.5	1:17.947	133.7	30.297				2:36.240	
5	47.375	122.2	1:16.488	135.8	29.495			2:33.358		12	48.148	114.9	1:18.043	135.0	30.371				2:36.562	
6	47.231	125.4	1:16.272	135.8	29.489			2:32.992		13	48.731	113.2	1:18.560	135.0	30.585				2:37.876	
7	47.874	122.7	1:16.536	135.8				2:28.272		14	48.224	115.3	1:18.374	133.4	30.561				2:37.159	

12										Ford Mustang										
Gregory Thornton (THA)																				
lap	Sect-1	Speed	Sect-2	Speed	Sect-3	Speed	TopSpeed	laptime	pit	lap	Sect-1	Speed	Sect-2	Speed	Sect-3	Speed	Topspeed	laptime	pit	
1		107.7	1:20.778	122.7	30.746			2:47.857		7	49.356	116.5	1:17.712	128.8					2:33.505	
2	49.414	112.8	1:18.467	125.9	29.662			2:37.543		8	Out	108.8	1:17.728	128.3	29.287				4:12.121	P
3	49.490	111.5	1:17.825	125.9	30.255			2:37.570		9	49.139	115.9	1:18.285	126.1	29.384				2:36.808	
4	51.051	106.5	1:18.823	126.4	30.630			2:40.504		10	49.823	115.3	1:18.735	127.8	30.260				2:38.818	
5	50.173	110.7	1:18.336	129.6	30.071			2:38.580		11	53.207	99.1	1:21.402	115.3					2:43.704	
6	50.304	110.2	1:18.516	127.8	29.595			2:38.415		12										

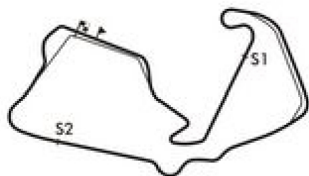
24										Austin Mini Cooper S										
Lewis-O'Connell (THD)																				
lap	Sect-1	Speed	Sect-2	Speed	Sect-3	Speed	TopSpeed	laptime	pit	lap	Sect-1	Speed	Sect-2	Speed	Sect-3	Speed	Topspeed	laptime	pit	
1		105.5	1:20.415	111.8	29.160			2:44.938		8	50.048	102.8	1:20.060	108.2					2:33.827	
2	49.776	109.3	1:20.193	112.6	28.985			2:38.954		9	Out	104.4	1:21.845	109.3	29.092				4:09.833	P
3	49.371	108.2	1:19.422	111.3	30.399			2:39.192		10	51.873	97.1	1:20.485	109.1	29.355				2:41.713	
4	51.562	102.3	1:21.440	111.5	29.396			2:42.398		11	50.579	105.8	1:21.045	113.2	29.174				2:40.798	
5	51.233	104.9	1:20.102	109.7	28.875			2:40.210		12	50.386	103.6	1:20.861	108.6	29.005				2:40.252	
6	50.174	106.9	1:20.117	111.1	29.438			2:39.729		13	50.875	104.0	1:20.692	108.8	29.331				2:40.898	
7	50.257	103.9	1:20.516	108.4	29.203			2:39.976		14	50.615	103.7	1:20.664	109.8	29.353				2:40.632	

35										Ford Mustang										
Burton-O'Brien (THA)																				
lap	Sect-1	Speed	Sect-2	Speed	Sect-3	Speed	TopSpeed	laptime	pit	lap	Sect-1	Speed	Sect-2	Speed	Sect-3	Speed	Topspeed	laptime	pit	
1		124.3	1:17.567	129.1	30.130			2:38.118		8	48.040	119.4	1:16.700	129.1	29.048				2:33.788	
2	49.504	123.1	1:17.236	128.3	29.742			2:36.482		9	47.740	118.6	1:17.200	128.6	29.137				2:34.077	
3	49.833	113.6	1:18.158	128.1	30.012			2:38.003		10	47.794	121.1	1:16.998	128.6	29.400				2:34.192	
4	53.243	118.6	1:18.346	129.1	30.006			2:41.595		11	48.726	117.3	1:18.149	128.6	29.170				2:36.045	
5	49.862	121.8	1:19.061	128.6				2:34.750		12	49.497	114.1	1:17.022	128.6	29.172				2:35.691	
6	Out	120.9	1:19.342	128.6	29.082			4:03.608	P	13	50.853	122.9	1:18.100	128.1	29.436				2:38.389	
7	48.748	119.4	1:17.043	129.1	28.977			2:34.768		14	48.321	119.4	1:17.136	128.6	29.179				2:34.636	

40										Ford Mustang										
Field-Hiscocks (THA)																				
lap	Sect-1	Speed	Sect-2	Speed	Sect-3	Speed	TopSpeed	laptime	pit	lap	Sect-1	Speed	Sect-2	Speed	Sect-3	Speed	Topspeed	laptime	pit	
1		99.3	1:24.962	110.0	32.396			2:59.098		8	Out	114.3	1:25.700	120.1	33.066				4:05.938	P
2	53.435	98.0	1:25.105	118.8	32.659			2:51.199		9	54.097	102.3	1:26.067	122.2	33.220				2:53.384	
3	55.008	106.2	1:24.431	113.9	32.841			2:52.280		10	54.532	115.5	1:26.444	121.4	33.631				2:54.607	
4	54.437	102.6	1:24.640	113.7	33.351			2:52.428		11	54.272	107.0	1:26.031	123.1	33.522				2:53.825	
5	54.131	111.3	1:25.331	108.1	32.994			2:52.456		12	55.725	112.0	1:25.651	125.4	33.059				2:54.435	
6	53.110	103.6	1:24.595	118.1	31.889			2:49.594		13	53.621	113.2	1:25.450	126.4	33.702				2:52.773	
7	54.420	108.8	1:25.608	120.3				2:53.085		14										



Session Start: 14:44:36 - Finish: 15:22:01  
 Weather/Track Conditions: Cloud / Dry  
 Circuit: Silverstone Historic Grand Prix  
 Track Length: 5.857 Km - 3.6394 miles

# Silverstone Classic - 29 - 31 Jul 2016

## Big Engine Touring Cars (Pre '66)

### Race 16 - Sector Analysis

42 John Spiers (THS)										Ford Lotus Cortina									
lap	Sect-1	Speed	Sect-2	Speed	Sect-3	Speed	TopSpeed	laptime	pit	lap	Sect-1	Speed	Sect-2	Speed	Sect-3	Speed	Topspeed	laptime	pit
1		108.9	1:22.785	113.2	30.275			2:49.253		8	50.747	106.9	1:19.757	111.7				2:34.430	
2	51.719	105.5	1:20.977	115.3	29.278			2:41.974		9	Out	106.2	1:21.130	110.0	29.469			4:09.307	P
3	50.236	108.6	1:21.257	114.5	29.931			2:41.424		10	50.715	106.7	1:20.694	112.8	29.828			2:41.237	
4	51.592	104.2	1:20.245	113.0	29.527			2:41.364		11	50.894	106.7	1:21.399	111.3	29.636			2:41.929	
5	50.613	108.1	1:19.416	113.2	29.365			2:39.394		12	51.101	107.0	1:20.673	112.2	29.441			2:41.215	
6	50.306	108.1	1:19.540	113.4	29.282			2:39.128		13	51.550	105.8	1:20.283	112.8	29.698			2:41.531	
7	50.116	108.1	1:19.931	113.7	29.378			2:39.425		14	51.225	106.7	1:20.666	113.2	29.706			2:41.597	

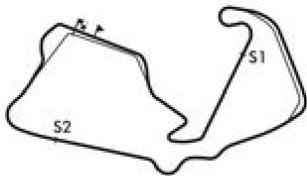
44 Kjallgren-Nyquist (THA)										Ford Mustang									
lap	Sect-1	Speed	Sect-2	Speed	Sect-3	Speed	TopSpeed	laptime	pit	lap	Sect-1	Speed	Sect-2	Speed	Sect-3	Speed	Topspeed	laptime	pit
1		105.2	1:24.886	106.7				3:04.441		8	52.751	106.7	1:23.626	115.1	32.847			2:49.224	
2	Out	111.5	1:20.916	119.6	30.055			3:32.569	P	9	52.876	109.1	1:23.804	118.4	32.245			2:48.925	
3	50.911	109.7	1:20.336	120.9	29.790			2:41.037		10	53.249	106.4	1:25.473	110.9	33.305			2:52.027	
4	50.426	108.8	1:23.687	119.8	30.064			2:44.177		11	54.357	106.0	1:24.019	118.6	31.430			2:49.806	
5	50.038	111.5	1:23.230	120.1	30.273			2:43.541		12	52.672	107.0	1:24.273	117.7	32.286			2:49.231	
6	50.573	108.1	1:21.925	119.2				2:38.913		13	52.746	108.1	1:22.865	119.0	31.744			2:47.355	
7	Out	107.2	1:26.600	110.9	33.356			4:25.692	P	14									

55 Ellis-Smære (THA)										Ford Falcon Sprint									
lap	Sect-1	Speed	Sect-2	Speed	Sect-3	Speed	TopSpeed	laptime	pit	lap	Sect-1	Speed	Sect-2	Speed	Sect-3	Speed	Topspeed	laptime	pit
1		119.8	1:19.975	130.6	29.971			2:43.560		8	Out	113.0	1:22.069	120.5	31.356			4:19.466	P
2	48.641	123.6	1:19.118	131.6	29.981			2:37.740		9	49.834	112.4	1:20.235	125.7	30.966			2:41.035	
3	48.962	123.4	1:19.890	127.3	30.291			2:39.143		10	50.536	110.4	1:19.983	125.9	30.512			2:41.031	
4	49.208	117.3	1:18.194	128.3	30.680			2:38.082		11	50.018	109.5	1:20.903	129.8	30.617			2:41.538	
5	49.873	116.3	1:18.398	128.3	30.909			2:39.180		12	50.958	112.6	1:20.022	129.1	30.529			2:41.509	
6	49.873	118.4	1:18.886	129.1	30.455			2:39.214		13	50.458	112.6	1:20.594	123.6	31.003			2:42.055	
7	49.644	116.5	1:19.690	128.3				2:36.396		14	50.618	115.1	1:20.675	129.6	31.169			2:42.462	

58 Charlie Birkett (THD)										Austin Mini Cooper S									
lap	Sect-1	Speed	Sect-2	Speed	Sect-3	Speed	TopSpeed	laptime	pit	lap	Sect-1	Speed	Sect-2	Speed	Sect-3	Speed	Topspeed	laptime	pit
1		100.5	1:25.932	106.4	32.281			3:00.905		8	Out	99.9	1:26.565	106.2	32.015			4:19.755	P
2	53.521	95.7	1:26.716	106.4	32.304			2:52.541		9	54.980	98.4	1:24.654	105.7	30.449			2:50.083	
3	53.547	100.3	1:25.406	106.9	32.344			2:51.297		10	52.105	100.3	1:23.384	104.9	29.843			2:45.332	
4	53.664	101.1	1:25.002	106.5	31.735			2:50.401		11	51.791	99.9	1:23.734	107.9	30.040			2:45.565	
5	54.996	100.8	1:24.649	104.9	30.789			2:50.434		12	52.504	100.9	1:23.974	106.0	30.054			2:46.532	
6	52.543	100.8	1:23.193	105.2	29.839			2:45.575		13	52.211	101.1	1:23.121	106.7	29.972			2:45.304	
7	52.467	100.3	1:24.783	105.0				2:45.588		14									

59 Gary Wright (THD)										Austin Mini Cooper S									
lap	Sect-1	Speed	Sect-2	Speed	Sect-3	Speed	TopSpeed	laptime	pit	lap	Sect-1	Speed	Sect-2	Speed	Sect-3	Speed	Topspeed	laptime	pit
1		100.9	1:26.389	108.2	31.814			3:01.945		8	53.748	99.1	1:25.393	107.4	32.116			2:51.257	
2	54.528	102.9	1:26.083	109.5	31.777			2:52.388		9	52.604	101.4	1:24.846	106.7	31.348			2:48.798	
3	55.656	100.2	1:26.613	107.9	32.066			2:54.335		10	53.367	103.2	1:24.939	108.4	31.757			2:50.063	
4	52.810	102.9	1:25.921	108.6	31.519			2:50.250		11	52.461	102.5	1:24.704	109.7	31.589			2:48.754	
5	52.674	105.7	1:25.627	108.8	32.817			2:51.118		12	52.930	100.8	1:25.251	109.1	31.087			2:49.268	
6	52.926	105.0	1:26.349	107.9				2:50.790		13	52.262	103.1	1:24.321	109.5	31.298			2:47.881	
7	Out	101.1	1:25.598	107.2	31.925			4:18.856	P	14									

61 Katsuaki Kubota (THS)										Ford Lotus Cortina									
lap	Sect-1	Speed	Sect-2	Speed	Sect-3	Speed	TopSpeed	laptime	pit	lap	Sect-1	Speed	Sect-2	Speed	Sect-3	Speed	Topspeed	laptime	pit
1		105.7	1:24.428	114.3	31.021			2:53.120		8	Out	107.2	1:21.501	113.7	29.924			4:24.839	P
2	51.493	110.2	1:21.901	117.1	29.897			2:43.291		9	50.451	108.4	1:21.077	113.9	29.557			2:41.085	
3	51.045	108.6	1:20.949	114.7	29.619			2:41.613		10	50.545	108.6	1:20.571	115.1	29.662			2:40.778	
4	51.564	108.6	1:21.177	115.5	30.069			2:42.810		11	50.785	108.8	1:21.053	115.1	29.778			2:41.616	
5	51.272	109.5	1:20.615	114.9	30.369			2:42.256		12	50.205	109.1	1:21.412	114.9	29.920			2:41.537	
6	51.288	111.1	1:21.449	115.1	29.190			2:41.927		13	50.701	108.8	1:20.575	116.3	30.195			2:41.471	
7	51.323	108.1	1:20.674	114.7				2:37.072		14	50.705	108.4	1:21.721	115.5	30.019			2:42.445	



Session Start: 14:44:36 - Finish: 15:22:01  
Weather/Track Conditions: Cloud / Dry  
Circuit: Silverstone Historic Grand Prix  
Track Length: 5.857 Km - 3.6394 miles

# Silverstone Classic - 29 - 31 Jul 2016

## Big Engine Touring Cars (Pre '66)

### Race 16 - Sector Analysis

64 Sean McI nerney (THA)									Ford Mustang								
lap	Sect-1	Speed	Sect-2	Speed	Sect-3	Speed	TopSpeed	laptime pit	lap	Sect-1	Speed	Sect-2	Speed	Sect-3	Speed	Topspeed	laptime pit
1		116.9	1:16.427	133.4	28.916			2:33.379	3	47.254	121.4	1:28.007	84.9				2:48.860
2	47.465	119.4	1:16.383	133.7	28.864			2:32.712	4								

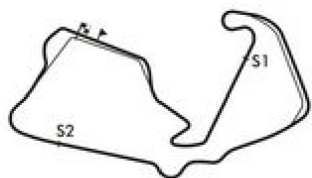
65 Nicholas Ruddell (THA)									Ford Mustang								
lap	Sect-1	Speed	Sect-2	Speed	Sect-3	Speed	TopSpeed	laptime pit	lap	Sect-1	Speed	Sect-2	Speed	Sect-3	Speed	Topspeed	laptime pit
1		109.8	1:20.713	130.6	30.397			2:49.036	8	Out	114.1	1:18.468	135.6	29.620			4:03.739 P
2	51.254	111.1	1:19.005	130.1	30.540			2:40.799	9	49.708	117.9	1:20.436	131.3	30.307			2:40.451
3	49.849	113.2	1:19.011	130.8	30.480			2:39.340	10	50.788	116.9	1:20.211	132.6	30.556			2:41.555
4	49.919	115.3	1:19.689	128.3	30.548			2:40.156	11	49.738	109.8	1:20.092	125.4	30.994			2:40.824
5	49.659	118.4	1:19.530	125.9	30.412			2:39.601	12	50.519	116.5	1:23.034	124.0	30.782			2:44.335
6	49.773	117.1	1:19.416	126.9	30.616			2:39.805	13	49.702	109.8	1:20.742	128.3	30.542			2:40.986
7	49.940	117.1	1:19.672	125.9				2:35.312	14	49.970	120.1	1:19.500		30.657			2:40.127

66 Strommen-Lund (THS)									Ford Lotus Cortina								
lap	Sect-1	Speed	Sect-2	Speed	Sect-3	Speed	TopSpeed	laptime pit	lap	Sect-1	Speed	Sect-2	Speed	Sect-3	Speed	Topspeed	laptime pit
1		101.5	1:21.419	117.9	30.982			2:53.815	8	49.750	107.7	1:21.495	115.5	30.590			2:41.835
2	51.083	110.4	1:21.031	119.2	30.150			2:42.264	9	50.397	107.7	1:22.266	115.7	30.379			2:43.042
3	50.078	111.8	1:20.483	117.7	30.423			2:40.984	10	50.432	108.8	1:21.900	115.7	30.715			2:43.047
4	50.502	112.8	1:21.093	116.7	31.042			2:42.637	11	51.103	108.2	1:21.633	115.9	30.833			2:43.569
5	50.502	111.8	1:21.433	115.5	31.186			2:43.121	12	51.554	109.7	1:20.990	115.7	30.633			2:43.177
6	50.840	111.3	1:22.368	117.5				2:40.974	13	51.096	109.7	1:21.218	116.3	31.259			2:43.573
7	Out	106.0	1:21.144	114.7	30.730			4:12.035 P	14	50.260	106.7	1:21.779	118.8	30.258			2:42.297

68 Graham Pattle (THS)									Ford Lotus Cortina								
lap	Sect-1	Speed	Sect-2	Speed	Sect-3	Speed	TopSpeed	laptime pit	lap	Sect-1	Speed	Sect-2	Speed	Sect-3	Speed	Topspeed	laptime pit
1		108.9	1:19.285	118.6	29.901			2:44.615	8	49.221	110.0	1:19.168	116.5	29.201			2:37.590
2	50.248	107.5	1:19.091	118.1	28.719			2:38.058	9	49.211	111.7	1:18.910	115.7	29.264			2:37.385
3	49.079	112.4	1:17.738	117.3	28.977			2:35.794	10	49.140	110.4	1:18.750	118.6	29.342			2:37.232
4	48.807	116.7	1:18.265	120.7	29.277			2:36.349	11	49.313	111.3	1:18.820	116.7	29.484			2:37.617
5	51.091	112.6	1:18.441	119.2				2:35.048	12	50.501	107.5	1:19.381	116.3	29.575			2:39.457
6	Out	110.9	1:20.210	116.9	29.415			4:05.468 P	13	51.244	112.8	1:19.849	116.9	29.355			2:40.448
7	49.010	113.6	1:18.605	117.1	29.363			2:36.978	14	49.880	112.0	1:19.417	117.1	29.736			2:39.033

69 Roger Wills (THA)									Mercury Comet Cyclone								
lap	Sect-1	Speed	Sect-2	Speed	Sect-3	Speed	TopSpeed	laptime pit	lap	Sect-1	Speed	Sect-2	Speed	Sect-3	Speed	Topspeed	laptime pit
1		117.5	1:18.633	129.1	29.752			2:38.305	8	Out	116.3	1:17.345	126.6	29.440			4:00.676 P
2	51.044	108.8	1:16.999	128.3	29.226			2:37.269	9	48.411	114.5	1:17.437	127.1	29.411			2:35.259
3	49.844	115.3	1:17.487	126.1	29.938			2:37.269	10	48.550	116.5	1:18.660	126.9	29.303			2:36.513
4	49.927	117.1	1:17.064	127.1	29.103			2:36.094	11	48.821	116.9	1:18.738	127.1	29.403			2:36.962
5	48.408	119.0	1:17.198	126.6	29.352			2:34.958	12	48.692	119.0	1:18.032	126.6	29.377			2:36.101
6	48.450	116.1	1:18.053	126.6	29.214			2:35.717	13	48.859	120.3	1:17.960	126.6	29.482			2:36.301
7	48.417	117.9	1:17.316	127.1				2:29.928	14	49.284	119.2	1:17.933	127.6	29.536			2:36.753

75 Benjamin Bateman (THS)									Ford Lotus Cortina								
lap	Sect-1	Speed	Sect-2	Speed	Sect-3	Speed	TopSpeed	laptime pit	lap	Sect-1	Speed	Sect-2	Speed	Sect-3	Speed	Topspeed	laptime pit
1		102.3	1:25.385	115.7	31.922			3:00.275	7	53.120	107.7	1:26.052	115.1				2:50.624
2	54.066	100.6	1:25.138	114.7	31.798			2:51.002	8	Out	99.7	1:25.757	114.7	32.701			4:23.767 P
3	54.901	106.7	1:25.000	115.1	33.011			2:52.912	9	53.732	103.6	1:25.720	114.1	32.822			2:52.274
4	54.415	105.2	1:25.147	113.9	32.683			2:52.245	10	53.055	105.8	1:25.970	115.1	33.109			2:52.134
5	54.088	106.5	1:24.998	114.3	32.787			2:51.873	11	1:01.473	90.0	1:36.559	110.4				3:09.293
6	53.356	108.8	1:26.125	115.1	32.369			2:51.850	12	Out	106.0	1:26.942	115.9	32.290			4:12.683 P



Session Start: 14:44:36 - Finish: 15:22:01  
 Weather/Track Conditions: Cloud / Dry  
 Circuit: Silverstone Historic Grand Prix  
 Track Length: 5.857 Km - 3.6394 miles

# Silverstone Classic - 29 - 31 Jul 2016

## Big Engine Touring Cars (Pre '66)

### Race 16 - Sector Analysis

77 Steven Wood (THA)										Ford Falcon									
lap	Sect-1	Speed	Sect-2	Speed	Sect-3	Speed	TopSpeed	laptime	pit	lap	Sect-1	Speed	Sect-2	Speed	Sect-3	Speed	Topspeed	laptime	pit
1		119.2	1:19.819	126.9	29.693			2:41.456		8	Out	116.1	1:19.422	129.3	29.680			4:08.228	P
2	49.054	119.4	1:18.727	127.6	29.422			2:37.203		9	49.370	117.3	1:18.778	128.1	29.626			2:37.774	
3	49.075	118.6	1:18.403	128.1	29.553			2:37.031		10	49.593	119.0	1:19.077	127.1	30.226			2:38.896	
4	49.802	116.5	1:19.498	127.8				2:35.279		11	49.483	114.7	1:19.192	127.3	30.041			2:38.716	
5	Out	114.9	1:18.775	126.1	30.054			4:32.908	P	12	49.877	116.1	1:19.535	127.1	29.748			2:39.160	
6	49.239	117.3	1:19.066	127.6	29.718			2:38.023		13	48.988	116.5	1:19.698	128.6	29.635			2:38.321	
7	49.252	117.5	1:18.109	128.1				2:33.308		14									

79 Mark Martin (THS)										Ford Lotus Cortina									
lap	Sect-1	Speed	Sect-2	Speed	Sect-3	Speed	TopSpeed	laptime	pit	lap	Sect-1	Speed	Sect-2	Speed	Sect-3	Speed	Topspeed	laptime	pit
1		105.8	1:28.427	87.5				3:08.145		2									

81 Benjamin Beighton (THA)										Ford Mustang									
lap	Sect-1	Speed	Sect-2	Speed	Sect-3	Speed	TopSpeed	laptime	pit	lap	Sect-1	Speed	Sect-2	Speed	Sect-3	Speed	Topspeed	laptime	pit
1		105.2	1:19.679	117.5	29.282			2:45.695		8	Out	114.5	1:16.908	131.3	28.998			4:03.655	P
2	48.714	116.9	1:17.241	122.5	29.875			2:35.830		9	48.173	115.9	1:17.026	131.3	29.218			2:34.417	
3	48.936	119.2	1:17.293	132.6	29.220			2:35.449		10	48.750	113.4	1:17.440	130.8	29.497			2:35.687	
4	49.252	110.7	1:18.094	124.5	30.207			2:37.553		11	48.629	112.2	1:18.061	134.2	29.707			2:36.397	
5	49.896	116.9	1:18.023	131.8	29.225			2:37.144		12	49.069	111.3	1:18.024	128.8	29.788			2:36.881	
6	48.711	114.3	1:17.518	129.6	29.433			2:35.662		13	48.661	116.5	1:17.754	130.6	29.383			2:35.798	
7	48.486	113.9	1:18.017	131.8				2:31.411		14	48.972	115.9	1:18.451	133.2	29.712			2:37.135	

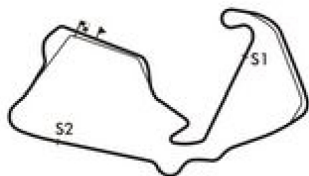
88 Minshaw-Melling (THA)										Ford Falcon									
lap	Sect-1	Speed	Sect-2	Speed	Sect-3	Speed	TopSpeed	laptime	pit	lap	Sect-1	Speed	Sect-2	Speed	Sect-3	Speed	Topspeed	laptime	pit
1										1									

91 Arne Berg (THS)										Ford Lotus Cortina									
lap	Sect-1	Speed	Sect-2	Speed	Sect-3	Speed	TopSpeed	laptime	pit	lap	Sect-1	Speed	Sect-2	Speed	Sect-3	Speed	Topspeed	laptime	pit
1		103.7	1:21.148	117.1	30.650			2:52.839		8	Out	107.5	1:19.978	115.5	29.581			3:57.959	P
2	51.406	108.9	1:19.310	118.1	29.181			2:39.897		9	49.896	106.2	1:21.317	116.5	29.362			2:40.575	
3	49.754	109.1	1:19.982	119.0	29.953			2:39.689		10	50.129	109.5	1:19.754	116.3	29.672			2:39.555	
4	50.724	109.7	1:18.313	118.8	30.087			2:39.124		11	49.691	106.5	1:20.786	114.9	29.630			2:40.107	
5	49.954	110.0	1:20.002	118.8	29.912			2:39.868		12	50.377	108.1	1:21.060	114.5	29.565			2:41.002	
6	49.398	108.4	1:19.947	118.4	30.085			2:39.430		13	50.054	108.8	1:21.015	116.7	29.671			2:40.740	
7	49.773	108.8	1:20.221	117.9				2:35.263		14	49.545	111.3	1:21.471	115.3	30.042			2:41.058	

98 Ward-Furness (THA)										Ford Falcon									
lap	Sect-1	Speed	Sect-2	Speed	Sect-3	Speed	TopSpeed	laptime	pit	lap	Sect-1	Speed	Sect-2	Speed	Sect-3	Speed	Topspeed	laptime	pit
1										1									

111 Stanford R-Stanford J (THS)										Ford Lotus Cortina									
lap	Sect-1	Speed	Sect-2	Speed	Sect-3	Speed	TopSpeed	laptime	pit	lap	Sect-1	Speed	Sect-2	Speed	Sect-3	Speed	Topspeed	laptime	pit
1										1									

113 Gans-Wolfe (THS)										Ford Lotus Cortina									
lap	Sect-1	Speed	Sect-2	Speed	Sect-3	Speed	TopSpeed	laptime	pit	lap	Sect-1	Speed	Sect-2	Speed	Sect-3	Speed	Topspeed	laptime	pit
1		111.1	1:18.561	119.0	28.953			2:39.154		8	48.243	113.6	1:18.064	119.0	28.674			2:34.981	
2	50.478	108.2	1:17.570	121.8	28.747			2:36.795		9	48.008	113.2	1:18.001	118.6	28.766			2:34.775	
3	49.857	108.8	1:17.931	120.1	29.948			2:37.736		10	48.140	113.0	1:18.677	119.8	29.271			2:36.088	
4	49.525	111.8	1:17.937	119.6	30.055			2:37.517		11	48.307	115.7	1:17.640	122.0	29.131			2:35.078	
5	49.305	111.3	1:19.393	119.2				2:32.458		12	48.545	115.7	1:17.793	121.1	28.879			2:35.217	
6	Out	114.9	1:17.865	119.0	29.022			4:00.559	P	13	49.850	114.5	1:18.260	120.3	28.748			2:36.858	
7	48.157	114.9	1:17.846	118.1	28.884			2:34.887		14	49.217	114.7	1:18.234	121.4	29.033			2:36.484	



**Session Start: 14:44:36 - Finish: 15:22:01**  
**Weather/Track Conditions: Cloud / Dry**  
**Circuit: Silverstone Historic Grand Prix**  
**Track Length: 5.857 Km - 3.6394 miles**

# Silverstone Classic - 29 - 31 Jul 2016

## Big Engine Touring Cars (Pre '66)

### Race 16 - Sector Analysis

116 Carlino-Jones (THD)									Austin Mini Cooper S										
lap	Sect-1	Speed	Sect-2	Speed	Sect-3	Speed	TopSpeed	laptime	pit	lap	Sect-1	Speed	Sect-2	Speed	Sect-3	Speed	Topspeed	laptime	pit
1		88.9	1:27.103	98.4	34.863			3:12.827		8	56.955	96.4	1:25.999	105.0				2:57.251	
2	56.077	92.3	1:26.433	105.7	34.974			2:57.484		9	Out	104.4	1:22.582	110.4	29.894			4:22.740	P
3	56.647	97.0	1:28.091	102.3	34.230			2:58.968		10	50.273	105.2	1:21.284	108.9	29.543			2:41.100	
4	55.347	98.3	1:29.559	107.4	33.692			2:58.598		11	50.497	104.2	1:21.119	108.6	29.468			2:41.084	
5	55.221	99.7	1:26.694	106.5	33.991			2:55.906		12	50.841	104.5	1:21.226	110.4	29.356			2:41.423	
6	55.440	97.0	1:26.902	102.0	33.386			2:55.728		13	50.242	105.4	1:20.881	110.9	29.758			2:40.881	
7	54.782	97.7	1:26.714	104.9	33.312			2:54.808		14									

123 Hyett-Avill (THA)									Ford Mustang										
lap	Sect-1	Speed	Sect-2	Speed	Sect-3	Speed	TopSpeed	laptime	pit	lap	Sect-1	Speed	Sect-2	Speed	Sect-3	Speed	Topspeed	laptime	pit
1		106.2	1:20.725	126.9	31.416			2:54.583		3	49.259	117.9	1:20.664	130.8	30.490			2:40.413	
2	50.052	120.1	1:19.816	130.6	30.127			2:39.995		4									

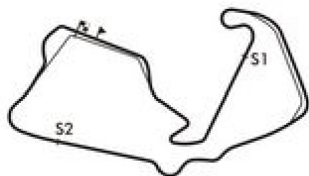
136 Nigel Batchelor (THA)									Ford Mustang										
lap	Sect-1	Speed	Sect-2	Speed	Sect-3	Speed	TopSpeed	laptime	pit	lap	Sect-1	Speed	Sect-2	Speed	Sect-3	Speed	Topspeed	laptime	pit
1		107.5	1:21.669	124.5	30.685			2:52.364		7	53.155	109.8	1:21.156	126.6				2:40.902	
2	51.413	111.8	1:23.512	124.3	30.547			2:45.472		8	Out	111.7	1:20.105	125.7	31.067			4:14.981	P
3	50.192	112.4	1:21.310	121.6	30.583			2:42.085		9	51.832	116.7	1:20.574	127.8	30.682			2:43.088	
4	49.742	115.5	1:19.931	130.3	30.915			2:40.588		10	51.104	120.3	1:28.349	73.0	34.571			2:54.024	
5	50.495	118.1	1:20.345	129.3	30.914			2:41.754		11	54.418	106.7	1:25.745	85.7				2:54.299	
6	50.287	120.5	1:20.966	126.6	30.702			2:41.955		12	Out	100.6	1:24.637	101.1	In			4:42.316	P

140 Morris-Davison (THS)									Ford Lotus Cortina										
lap	Sect-1	Speed	Sect-2	Speed	Sect-3	Speed	TopSpeed	laptime	pit	lap	Sect-1	Speed	Sect-2	Speed	Sect-3	Speed	Topspeed	laptime	pit
1		114.7	1:18.790	119.2	29.328			2:39.301		8	48.867	112.6	1:18.937	117.7				2:34.102	
2	49.493	113.7	1:17.831	118.6	29.163			2:36.487		9	Out	111.3	1:19.400	117.5	29.371			4:11.147	P
3	50.012	110.9	1:18.216	121.1	29.959			2:38.187		10	48.819	113.0	1:19.161	117.1	29.626			2:37.606	
4	49.956	113.7	1:18.512	119.8	29.065			2:37.533		11	49.563	110.2	1:19.793	117.5	29.364			2:38.720	
5	50.033	113.7	1:18.469	119.4	29.324			2:37.826		12	50.532	111.5	1:20.684	116.9	29.394			2:40.610	
6	48.974	113.7	1:18.742	117.9	29.228			2:36.944		13	49.486	112.8	1:20.708	117.5	29.605			2:39.799	
7	48.811	113.2	1:18.876	117.5	29.563			2:37.250		14	49.312	112.8	1:19.830	117.9	29.501			2:38.643	

146 Hardie-Paterson (THS)									Ford Lotus Cortina										
lap	Sect-1	Speed	Sect-2	Speed	Sect-3	Speed	TopSpeed	laptime	pit	lap	Sect-1	Speed	Sect-2	Speed	Sect-3	Speed	Topspeed	laptime	pit
1		102.5	1:25.667	110.2	31.746			3:03.339		8	53.077	91.4	1:25.450	109.5	32.139			2:50.666	
2	53.520	104.4	1:26.246	110.4	32.419			2:52.185		9	52.720	103.6	1:25.392	111.1	32.227			2:50.339	
3	54.430	100.3	1:24.988	109.1	31.769			2:51.187		10	53.952	103.6	1:25.757	110.4	32.387			2:52.096	
4	52.719	104.9	1:25.885	110.6	31.810			2:50.414		11	55.123	102.9	1:26.494	107.9	31.956			2:53.573	
5	53.871	106.2	1:26.349	111.1	31.686			2:51.906		12	52.510	102.9	1:24.128	110.0	31.530			2:48.168	
6	53.351	105.7	1:26.350	109.7				2:48.990		13	52.373	105.0	1:25.716	111.1	31.679			2:49.768	
7	Out	102.1	1:26.075	109.3	33.273			4:28.018	P	14									

163 Michael McI nerney (THS)									Ford Lotus Cortina										
lap	Sect-1	Speed	Sect-2	Speed	Sect-3	Speed	TopSpeed	laptime	pit	lap	Sect-1	Speed	Sect-2	Speed	Sect-3	Speed	Topspeed	laptime	pit
1		107.9	1:22.874	114.5	30.022			2:50.907		5	50.049	110.0	1:20.289	114.7	29.548			2:39.886	
2	49.862	109.3	1:20.596	115.5	29.470			2:39.928		6	49.589	110.6	1:20.139	115.5	29.775			2:39.503	
3	49.767	108.2	1:21.594	116.5	29.433			2:40.794		7	50.034	109.5	1:20.865	108.2				2:42.881	
4	49.759	109.7	1:20.079	115.5	29.552			2:39.390		8									

166 Rob Fenn (THA)									Ford Mustang										
lap	Sect-1	Speed	Sect-2	Speed	Sect-3	Speed	TopSpeed	laptime	pit	lap	Sect-1	Speed	Sect-2	Speed	Sect-3	Speed	Topspeed	laptime	pit
1		107.7	1:19.300	130.8	29.758			2:40.674		8	48.430	118.4	1:17.628	131.8	29.634			2:35.692	
2	48.874	105.0	1:17.911	131.6	29.478			2:36.263		9	48.420	116.9	1:18.475	131.3	29.530			2:36.425	
3	48.865	112.0	1:17.847	133.9	29.795			2:36.507		10	48.164	117.3	1:18.396	131.6	29.752			2:36.312	
4	49.961	104.4	1:17.620	131.8	30.219			2:37.800		11	48.778	115.1	1:18.501	134.8	36.453			2:43.732	
5	49.706	116.5	1:17.700	131.6	29.337			2:36.743		12	50.248	111.7	1:19.110	131.1	30.870			2:40.228	
6	48.204	117.5	1:17.307	132.1				2:30.328		13	49.292	112.6	1:18.817	130.6	29.968			2:38.077	
7	Out	114.1	1:18.127	131.6	29.785			4:05.461	P	14	49.043	112.0	1:19.006	131.1	30.122			2:38.171	



Session Start: 14:44:36 - Finish: 15:22:01

Weather/Track Conditions: Cloud / Dry

Circuit: Silverstone Historic Grand Prix

Track Length: 5.857 Km - 3.6394 miles

# Silverstone Classic - 29 - 31 Jul 2016

## Big Engine Touring Cars (Pre '66)

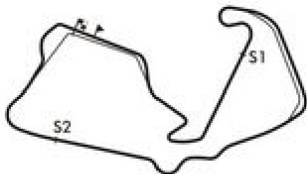
### Race 16 - Sector Analysis

173 Henderson-Sadler (THA)									Ford Falcon								
lap	Sect-1	Speed	Sect-2	Speed	Sect-3	Speed	TopSpeed	laptime pit	lap	Sect-1	Speed	Sect-2	Speed	Sect-3	Speed	Topspeed	laptime pit
1		110.6	1:26.635	92.3	32.933			2:56.519	3	59.397	81.1	1:34.450	81.9				3:03.707
2	55.865	83.1	1:28.551	100.0	32.133			2:56.549	4								

187 Norris-Ellis (THA)									Ford Falcon								
lap	Sect-1	Speed	Sect-2	Speed	Sect-3	Speed	TopSpeed	laptime pit	lap	Sect-1	Speed	Sect-2	Speed	Sect-3	Speed	Topspeed	laptime pit
1		103.9	1:21.600	131.1	30.376			2:50.697	8	Out	122.9	1:18.749	132.9	30.181			4:11.925 P
2	49.758	121.1	1:21.275	122.9	30.603			2:41.636	9	48.838	117.9	1:18.623	133.2	29.974			2:37.435
3	49.057	115.7	1:19.277	133.7	30.133			2:38.467	10	48.883	122.7	1:18.305	125.4	30.229			2:37.417
4	49.083	117.9	1:19.198	132.4	30.838			2:39.119	11	48.528	120.3	1:19.054	134.2	30.179			2:37.761
5	49.828	117.7	1:19.214	129.6	30.618			2:39.660	12	48.596	124.5	1:18.539	133.7	29.945			2:37.080
6	49.556	117.7	1:19.617	130.8	30.829			2:40.002	13	48.859	117.9	1:19.061	132.4	30.228			2:38.148
7	49.465	117.9	1:19.645	129.3				2:35.760	14	49.161	119.4	1:18.256	134.5	30.110			2:37.527

223 Nigel Greensall (THA)									Ford Falcon								
lap	Sect-1	Speed	Sect-2	Speed	Sect-3	Speed	TopSpeed	laptime pit	lap	Sect-1	Speed	Sect-2	Speed	Sect-3	Speed	Topspeed	laptime pit
1		120.5	1:16.866	133.7	29.464			2:35.237	6	47.669	120.5	1:16.848	129.6	29.335			2:33.852
2	47.417	118.8	1:15.960	133.9	29.263			2:32.640	7	48.342	119.6	1:18.039	124.7				2:30.427
3	47.620	116.9	1:16.140	132.4	29.213			2:32.973	8	Out	114.7	1:18.278	126.9	29.452			4:08.793 P
4	47.555	122.5	1:15.769	134.8	29.131			2:32.455	9	49.222	112.4	1:19.597	119.4	30.839			2:39.658
5	47.581	121.8	1:16.220	129.8	29.296			2:33.097	10	1:54.812	62.3	1:47.515	72.6				4:15.394

888 Owens-Wheeler (THD)									Austin Mini Cooper S								
lap	Sect-1	Speed	Sect-2	Speed	Sect-3	Speed	TopSpeed	laptime pit	lap	Sect-1	Speed	Sect-2	Speed	Sect-3	Speed	Topspeed	laptime pit
1		105.0	1:21.000	110.2	29.103			2:44.078	8	50.348	106.2	1:20.132	110.4	29.126			2:39.606
2	50.464	105.8	1:19.856	110.7	28.942			2:39.262	9	49.868	106.0	1:20.046	113.4	29.018			2:38.932
3	49.744	106.7	1:19.636	110.2	29.812			2:39.192	10	51.570	103.1	1:20.605	111.5	29.420			2:41.595
4	50.679	105.4	1:19.728	108.9	29.698			2:40.105	11	50.657	107.0	1:20.700	111.1	29.842			2:41.199
5	50.038	105.0	1:19.869	108.9	29.804			2:39.711	12	50.821	105.4	1:21.543	110.6	29.152			2:41.516
6	50.801	104.5	1:20.778	108.9				2:38.281	13	50.504	105.0	1:22.973	110.4	29.142			2:42.619
7	Out	104.5	1:20.563	110.0	28.978			4:10.092 P	14	50.367	104.4	1:20.937	111.5	29.260			2:40.564



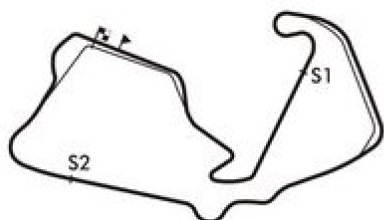
Session Start: 14:44:36 - Finish: 15:22:01  
 Weather/Track Conditions: Cloud / Dry  
 Circuit: Silverstone Historic Grand Prix  
 Track Length: 5.857 Km - 3.6394 miles

# Silverstone Classic - 29 - 31 Jul 2016

## Big Engine Touring Cars (Pre '66)

### Race 16 - Best Sector Times

POS	NO	DRIVER/S	Sector 1			Sector 2			Sector 3			IDEAL LAP	BEST LAP	On
			TIME	LAP	POS	TIME	LAP	POS	TIME	LAP	POS			
1	9	Craig Davies	46.938	3	1	1:15.864	3	2	28.877	2	5	2:31.679	<b>2:31.930</b>	<b>2</b>
2	69	Roger Wills	48.408	5	9	1:16.999	2	6	29.103	4	10	2:34.510	<b>2:34.958</b>	<b>5</b>
3	113	Gans-Wolfe	48.008	9	5	1:17.570	2	8	28.674	8	1	2:34.252	<b>2:34.775</b>	<b>9</b>
4	35	Burton-O'Brien	47.740	9	4	1:16.700	8	4	28.977	7	7	2:33.417	<b>2:33.788</b>	<b>8</b>
5	81	Benjamin Beighton	48.173	9	7	1:16.908	8	5	28.998	8	8	2:34.079	<b>2:34.417</b>	<b>9</b>
6	166	Rob Fenn	48.164	10	6	1:17.307	6	7	29.337	5	16	2:34.808	<b>2:35.692</b>	<b>8</b>
7	68	Graham Pattle	48.807	4	12	1:17.738	3	10	28.719	2	2	2:35.264	<b>2:35.794</b>	<b>3</b>
8	140	Morris-Davison	48.811	7	13	1:17.831	2	11	29.065	4	9	2:35.707	<b>2:36.487</b>	<b>2</b>
9	8	Buckley-Huff	48.347	9	8	1:18.400	8	16	29.836	8	22	2:36.583	<b>2:36.854</b>	<b>9</b>
10	187	Norris-Ellis	48.528	11	10	1:18.256	14	14	29.945	12	24	2:36.729	<b>2:37.080</b>	<b>12</b>
11	24	Lewis-O'Connell	49.371	3	17	1:19.422	3	19	28.875	5	4	2:37.668	<b>2:38.954</b>	<b>2</b>
12	65	Nicholas Ruddell	49.659	5	20	1:18.468	8	17	29.620	8	20	2:37.747	<b>2:39.340</b>	<b>3</b>
13	888	Owens-Wheeler	49.744	3	22	1:19.636	3	20	28.942	2	6	2:38.322	<b>2:38.932</b>	<b>9</b>
14	42	John Spiers	50.116	7	25	1:19.416	5	18	29.278	2	14	2:38.810	<b>2:39.128</b>	<b>6</b>
15	55	Ellis-Smare	48.641	2	11	1:18.194	4	13	29.971	1	25	2:36.806	<b>2:37.740</b>	<b>2</b>
16	91	Arne Berg	49.398	6	18	1:18.313	4	15	29.181	2	12	2:36.892	<b>2:39.124</b>	<b>4</b>
17	61	Katsuaki Kubota	50.205	12	26	1:20.571	10	26	29.190	6	13	2:39.966	<b>2:40.778</b>	<b>10</b>
18	66	Strommen-Lund	49.750	8	23	1:20.483	3	25	30.150	2	27	2:40.383	<b>2:40.984</b>	<b>3</b>
19	77	Steven Wood	48.988	13	14	1:18.109	7	12	29.422	2	18	2:36.519	<b>2:37.031</b>	<b>3</b>
20	58	Charlie Birkett	51.791	11	28	1:23.121	13	28	29.839	6	23	2:44.751	<b>2:45.304</b>	<b>13</b>
21	59	Gary Wright	52.262	13	29	1:24.321	13	30	31.087	12	29	2:47.670	<b>2:47.881</b>	<b>13</b>
22	44	Kjallgren-Nyquist	50.038	5	24	1:20.336	3	24	29.790	3	21	2:40.164	<b>2:41.037</b>	<b>3</b>
23	146	Hardie-Paterson	52.373	13	30	1:24.128	12	29	31.530	12	30	2:48.031	<b>2:48.168</b>	<b>12</b>
24	116	Carlino-Jones	50.242	13	27	1:20.881	13	27	29.356	12	17	2:40.479	<b>2:40.881</b>	<b>13</b>
25	40	Field-Hiscocks	53.110	6	32	1:24.431	3	31	31.889	6	32	2:49.430	<b>2:49.594</b>	<b>6</b>
26	136	Nigel Batchelor	49.742	4	21	1:19.931	4	22	30.547	2	28	2:40.220	<b>2:40.588</b>	<b>4</b>
27	75	Benjamin Bateman	53.055	10	31	1:24.998	5	32	31.798	2	31	2:49.851	<b>2:51.002</b>	<b>2</b>
28	12	Gregory Thornton	49.139	9	15	1:17.712	7	9	29.287	8	15	2:36.138	<b>2:36.808</b>	<b>9</b>
29	223	Nigel Greensall	47.417	2	3	1:15.769	4	1	29.131	4	11	2:32.317	<b>2:32.455</b>	<b>4</b>
30	163	Michael McInerney	49.589	6	19	1:20.079	4	23	29.433	3	19	2:39.101	<b>2:39.390</b>	<b>4</b>
31	64	Sean McInerney	47.254	3	2	1:16.383	2	3	28.864	2	3	2:32.501	<b>2:32.712</b>	<b>2</b>
32	123	Hyett-Avill	49.259	3	16	1:19.816	2	21	30.127	2	26	2:39.202	<b>2:39.995</b>	<b>2</b>
33	173	Henderson-Sadler	55.865	2	33	1:26.635	1	33	32.133	2	33	2:54.633	<b>2:56.519</b>	<b>1</b>
34	79	Mark Martin	1:07.869	1	34	1:28.427	1	34	43.669	0	34	3:19.965		
35	2	Voyazides-Hadfield	1:19.835	1	36	1:33.493	1	35						
36	88	Minshaw-Melling												
37	98	Ward-Furness												
38	111	Stanford R-Stanford J												



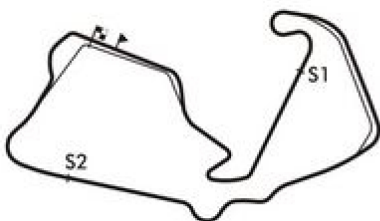
**Session Start: 14:44:36 - Finish: 15:22:01**  
**Weather/Track Conditions: Cloud / Dry**  
**Circuit: Silverstone Historic Grand Prix**  
**Track Length: 5.857 Km - 3.6394 miles**

# Silverstone Classic - 29 - 31 Jul 2016

## Big Engine Touring Cars (Pre '66)

### Race 16 - Best Sector Speeds

	NO	SECTOR 1	MPH	NO	SECTOR 2	MPH	NO	SECTOR 3	MPH
1	9	Craig Davies	125.4	9	Craig Davies	136.7	2	Voyazides-Hadfield	0.0
2	187	Norris-Ellis	124.5	65	Nicholas Ruddell	135.6	8	Buckley-Huff	0.0
3	35	Burton-O'Brien	124.3	166	Rob Fenn	134.8	9	Craig Davies	0.0
4	55	Ellis-Smare	123.6	223	Nigel Greensall	134.8	12	Gregory Thornton	0.0
5	223	Nigel Greensall	122.5	187	Norris-Ellis	134.5	24	Lewis-O'Connell	0.0
6	8	Buckley-Huff	121.6	81	Benjamin Beighton	134.2	35	Burton-O'Brien	0.0
7	64	Sean McInerney	121.4	64	Sean McInerney	133.7	40	Field-Hiscocks	0.0
8	136	Nigel Batchelor	120.5	55	Ellis-Smare	131.6	42	John Spiers	0.0
9	69	Roger Wills	120.3	123	Hyett-Avill	130.8	44	Kjallgren-Nyquist	0.0
10	65	Nicholas Ruddell	120.1	8	Buckley-Huff	130.3	55	Ellis-Smare	0.0
11	123	Hyett-Avill	120.1	136	Nigel Batchelor	130.3	58	Charlie Birkett	0.0
12	77	Steven Wood	119.4	12	Gregory Thornton	129.6	59	Gary Wright	0.0
13	81	Benjamin Beighton	119.2	77	Steven Wood	129.3	61	Katsuaki Kubota	0.0
14	166	Rob Fenn	118.4	35	Burton-O'Brien	129.1	64	Sean McInerney	0.0
15	68	Graham Pattle	116.7	69	Roger Wills	129.1	65	Nicholas Ruddell	0.0
16	12	Gregory Thornton	116.5	40	Field-Hiscocks	126.4	66	Strommen-Lund	0.0
17	113	Gans-Wolfe	115.7	113	Gans-Wolfe	122.0	68	Graham Pattle	0.0
18	40	Field-Hiscocks	115.5	140	Morris-Davison	121.1	69	Roger Wills	0.0
19	140	Morris-Davison	114.7	44	Kjallgren-Nyquist	120.9	75	Benjamin Bateman	0.0
20	66	Strommen-Lund	112.8	68	Graham Pattle	120.7	77	Steven Wood	0.0
21	44	Kjallgren-Nyquist	111.5	66	Strommen-Lund	119.2	79	Mark Martin	0.0
22	91	Arne Berg	111.3	91	Arne Berg	119.0	81	Benjamin Beighton	0.0
23	61	Katsuaki Kubota	111.1	61	Katsuaki Kubota	117.1	88	Minshaw-Melling	0.0
24	163	Michael McInerney	110.6	163	Michael McInerney	116.5	91	Arne Berg	0.0
25	173	Henderson-Sadler	110.6	75	Benjamin Bateman	115.9	98	Ward-Furness	0.0
26	24	Lewis-O'Connell	109.3	42	John Spiers	115.3	111	Stanford R-Stanford J	0.0
27	42	John Spiers	108.9	888	Owens-Wheeler	113.4	113	Gans-Wolfe	0.0
28	75	Benjamin Bateman	108.8	24	Lewis-O'Connell	113.2	116	Carlino-Jones	0.0
29	888	Owens-Wheeler	107.0	146	Hardie-Paterson	111.1	123	Hyett-Avill	0.0
30	146	Hardie-Paterson	106.2	116	Carlino-Jones	110.9	136	Nigel Batchelor	0.0
31	79	Mark Martin	105.8	59	Gary Wright	109.7	140	Morris-Davison	0.0
32	59	Gary Wright	105.7	58	Charlie Birkett	107.9	146	Hardie-Paterson	0.0
33	116	Carlino-Jones	105.4	173	Henderson-Sadler	100.0	163	Michael McInerney	0.0
34	58	Charlie Birkett	101.1	79	Mark Martin	87.5	166	Rob Fenn	0.0
35	2	Voyazides-Hadfield	76.2	2	Voyazides-Hadfield	84.8	173	Henderson-Sadler	0.0
36	111	Stanford R-Stanford J	36.7	88	Minshaw-Melling	0.0	187	Norris-Ellis	0.0
37	88	Minshaw-Melling	0.0	98	Ward-Furness	0.0	223	Nigel Greensall	0.0
38	98	Ward-Furness	0.0	111	Stanford R-Stanford J	0.0	888	Owens-Wheeler	0.0



**Session Start: 14:44:36 - Finish: 15:22:01**  
**Weather/Track Conditions: Cloud / Dry**  
**Circuit: Silverstone Historic Grand Prix**  
**Track Length: 5.857 Km - 3.6394 miles**



# Silverstone Classic - 29 - 31 Jul 2016

## Big Engine Touring Cars (Pre '66)

### Race 16 - Lap Chart

Lap 1			Lap 2			Lap 3			Lap 4			Lap 5			Lap 6		
NO	Behind	Laptime	NO	Behind	Laptime	NO	Behind	Laptime	NO	Behind	Laptime	NO	Behind	Laptime	NO	Behind	Laptime
64		2:33.379	9		2:31.930	9		2:32.033	9		2:32.509	9		2:33.358	9		2:32.992
9	0.369	2:33.748	64	0.413	2:32.712	223	3.139	2:32.973	223	3.085	2:32.455	223	2.824	2:33.097	223	3.684	2:33.852
223	1.858	2:35.237	223	2.199	2:32.640	35	14.892	2:38.003	69	18.717	2:36.094	<b>113</b>	20.082	2:32.458	<b>166</b>	21.745	2:30.328
35	4.739	2:38.118	35	8.922	2:36.482	69	15.132	2:37.269	<b>77</b>	20.749	2:35.279	69	20.317	2:34.958	69	23.042	2:35.717
69	4.926	2:38.305	69	9.896	2:37.269	166	15.733	2:36.507	113	20.982	2:37.517	166	24.409	2:36.743	140	29.708	2:36.944
113	5.775	2:39.154	140	10.110	2:36.487	113	15.974	2:37.736	166	21.024	2:37.800	<b>35</b>	25.370	2:34.750	81	30.763	2:35.662
140	5.922	2:39.301	113	10.271	2:36.795	140	16.264	2:38.187	140	21.288	2:37.533	140	25.756	2:37.826	55	40.349	2:39.214
166	7.295	2:40.674	166	11.259	2:36.263	<b>64</b>	17.240	2:48.860	35	23.978	2:41.595	<b>68</b>	26.286	2:35.048	12	43.899	2:38.415
77	8.077	2:41.456	77	12.981	2:37.203	77	17.979	2:37.031	81	24.307	2:37.553	81	28.093	2:37.144	<b>888</b>	44.059	2:38.281
55	10.181	2:43.560	55	15.622	2:37.740	81	19.263	2:35.449	68	24.596	2:36.349	55	34.127	2:39.180	<b>8</b>	45.494	2:37.376
888	10.699	2:44.078	81	15.847	2:35.830	68	20.756	2:35.794	55	28.305	2:38.082	12	38.476	2:38.580	24	48.851	2:39.729
68	11.236	2:44.615	68	16.995	2:38.058	55	22.732	2:39.143	888	32.417	2:40.105	888	38.770	2:39.711	65	52.167	2:39.805
24	11.559	2:44.938	888	17.662	2:39.262	888	24.821	2:39.192	12	33.254	2:40.504	8	41.110	2:39.709	187	53.011	2:40.002
81	12.316	2:45.695	24	18.214	2:38.954	12	25.259	2:37.570	8	34.759	2:38.820	24	42.114	2:40.210	163	53.838	2:39.503
8	14.117	2:47.496	12	19.722	2:37.543	24	25.373	2:39.192	24	35.262	2:42.398	65	45.354	2:39.601	91	54.277	2:39.430
12	14.478	2:47.857	8	20.890	2:39.072	8	28.448	2:39.591	65	39.111	2:40.156	187	46.001	2:39.660	42	55.967	2:39.128
65	15.657	2:49.036	65	24.157	2:40.799	65	31.464	2:39.340	187	39.699	2:39.119	163	47.327	2:39.886	<b>66</b>	1:07.225	2:40.974
42	15.874	2:49.253	163	25.157	2:39.928	187	33.089	2:38.467	163	40.799	2:39.390	91	47.839	2:39.868	136	1:07.648	2:41.955
187	17.318	2:50.697	42	25.549	2:41.974	163	33.918	2:40.794	91	41.329	2:39.124	42	49.831	2:39.394	61	1:08.447	2:41.927
163	17.528	2:50.907	187	26.655	2:41.636	91	34.714	2:39.689	42	43.795	2:41.364	136	58.685	2:41.754	113	1:47.649	4:00.559
136	18.985	2:52.364	91	27.058	2:39.897	42	34.940	2:41.424	66	49.480	2:42.637	66	59.243	2:43.121	58	1:54.583	2:45.575
91	19.460	2:52.839	123	28.900	2:39.995	123	37.280	2:40.413	136	50.289	2:40.588	61	59.512	2:42.256	35	1:55.986	4:03.608
61	19.741	2:53.120	66	30.401	2:42.264	66	39.352	2:40.984	61	50.614	2:42.810	58	1:42.000	2:50.434	68	1:58.762	4:05.468
66	20.436	2:53.815	61	30.733	2:43.291	61	40.313	2:41.613	40	1:24.785	2:52.428	40	1:43.883	2:52.456	40	2:00.485	2:49.594
123	21.204	2:54.583	136	32.158	2:45.472	136	42.210	2:42.085	58	1:24.924	2:50.401	75	1:44.729	2:51.873	<b>146</b>	2:01.451	2:48.990
173	23.140	2:56.519	40	44.619	2:51.199	40	1:04.866	2:52.280	75	1:26.214	2:52.245	146	1:45.453	2:51.906	75	2:03.587	2:51.850
40	25.719	2:59.098	75	45.599	2:51.002	75	1:06.478	2:52.912	146	1:26.905	2:50.414	59	1:46.458	2:51.118	<b>59</b>	2:04.256	2:50.790
75	26.896	3:00.275	173	47.390	2:56.549	58	1:07.032	2:51.297	59	1:28.698	2:50.250	44	2:02.187	2:43.541	<b>44</b>	2:08.108	2:38.913
58	27.526	3:00.905	58	47.768	2:52.541	146	1:09.000	2:51.187	44	1:52.004	2:44.177	116	2:20.205	2:55.906	77	2:25.330	2:38.023
59	28.566	3:01.945	59	48.655	2:52.388	59	1:10.957	2:54.335	116	1:57.657	2:58.598	77	2:20.299	4:32.908			
146	29.960	3:03.339	146	49.846	2:52.185	<b>173</b>	1:19.064	3:03.707									
<b>44</b>	31.062	3:04.441	116	1:04.633	2:57.484	116	1:31.568	2:58.968									
<b>79</b>	34.766	3:08.145	44	1:31.332	3:32.569	44	1:40.336	2:41.037									
116	39.448	3:12.827															
<b>2</b>	47.721	3:21.100															

Session Start: 14:44:36 - Finish: 15:22:01

Weather/Track Conditions: Cloud / Dry

Circuit: Silverstone Historic Grand Prix

Track Length: 5.857 Km - 3.6394 miles

# Silverstone Classic - 29 - 31 Jul 2016

## Big Engine Touring Cars (Pre '66)

### Race 16 - Lap Chart

Lap 7			Lap 8			Lap 9			Lap 10			Lap 11			Lap 12		
NO	Behind	Laptime	NO	Behind	Laptime	NO	Behind	Laptime	NO	Behind	Laptime	NO	Behind	Laptime	NO	Behind	Laptime
9		2:28.272	140		2:34.102	9		2:35.571	9		2:35.509	9		2:36.240	9		2:36.562
223	5.839	2:30.427	24	21.594	2:33.827	77	1 LAP	4:08.228	77	1 LAP	2:37.774	77	1 LAP	2:38.896	77	1 LAP	2:38.716
116	1 LAP	2:55.728	42	28.762	2:34.430	59	1 LAP	2:51.257	58	1 LAP	2:50.083	58	1 LAP	2:45.332	69	24.592	2:36.101
69	24.698	2:29.928	59	1 LAP	4:18.856	75	1 LAP	4:23.767	40	1 LAP	2:53.384	69	25.053	2:36.962	113	24.786	2:35.217
81	33.902	2:31.411	146	1 LAP	4:28.018	146	1 LAP	2:50.666	59	1 LAP	2:48.798	113	26.131	2:35.078	58	1 LAP	2:45.565
140	38.686	2:37.250	9	48.947	4:01.735	223	16.984	2:39.658	69	24.331	2:36.513	40	1 LAP	2:54.607	35	30.658	2:35.691
55	48.473	2:36.396	44	1 LAP	4:25.692	44	1 LAP	2:49.224	113	27.293	2:36.088	35	31.529	2:36.045	81	35.322	2:36.881
12	49.132	2:33.505	223	1:01.844	4:08.793	69	23.327	2:35.259	75	1 LAP	2:52.274	81	35.003	2:36.397	166	45.706	2:40.228
65	59.207	2:35.312	69	1:12.586	4:00.676	113	26.714	2:34.775	146	1 LAP	2:50.339	59	1 LAP	2:50.063	40	1 LAP	2:53.825
187	1:00.499	2:35.760	113	1:16.457	2:34.981	35	33.041	2:34.077	44	1 LAP	2:48.925	166	42.040	2:43.732	59	1 LAP	2:48.754
24	1:00.555	2:39.976	166	1:21.838	2:35.692	166	33.745	2:36.425	35	31.724	2:34.192	75	1 LAP	2:52.134	68	51.132	2:39.457
91	1:01.268	2:35.263	35	1:23.482	2:33.788	81	34.668	2:34.417	166	34.548	2:36.312	146	1 LAP	2:52.096	140	55.254	2:40.610
42	1:07.120	2:39.425	81	1:24.769	4:03.655	68	45.137	2:37.385	81	34.846	2:35.687	44	1 LAP	2:52.027	44	1 LAP	2:49.806
163	1:08.447	2:42.881	68	1:32.270	2:37.590	140	46.629	4:11.147	68	46.860	2:37.232	68	48.237	2:37.617	146	1 LAP	2:53.573
61	1:17.247	2:37.072	91	1:46.439	3:57.959	8	1:00.269	2:36.854	140	48.726	2:37.606	140	51.206	2:38.720	8	1:05.134	2:38.569
136	1:20.278	2:40.902	8	1:47.933	2:36.891	12	1:00.755	2:36.808	8	1:02.010	2:37.250	8	1:03.127	2:37.357	91	1:14.849	2:41.002
113	1:54.264	2:34.887	12	1:48.465	4:12.121	91	1:02.496	2:40.575	12	1:04.064	2:38.818	91	1:10.409	2:40.107	187	1:16.500	2:37.080
166	1:58.934	4:05.461	65	1:50.158	4:03.739	65	1:06.091	2:40.451	91	1:06.542	2:39.555	12	1:11.528	2:43.704	75	1 LAP	3:09.293
35	2:02.482	2:34.768	888	1:52.697	2:39.606	24	1:06.909	4:09.833	65	1:12.137	2:41.555	187	1:15.982	2:37.761	24	1:21.361	2:40.252
68	2:07.468	2:36.978	187	1:59.636	4:11.925	888	1:07.111	2:38.932	24	1:13.113	2:41.713	65	1:16.721	2:40.824	888	1:23.110	2:41.516
58	2:11.899	2:45.588	55	2:05.151	4:29.466	187	1:12.553	2:37.435	888	1:13.197	2:41.595	24	1:17.671	2:40.798	65	1:24.494	2:44.335
8	2:23.830	4:06.608	66	2:20.035	2:41.835	42	1:13.551	4:09.307	187	1:14.461	2:37.417	888	1:18.156	2:41.199	116	1 LAP	2:41.084
40	2:25.298	2:53.085	136	2:22.471	4:14.981	55	1:21.668	2:41.035	116	1 LAP	4:22.740	116	1 LAP	2:41.100	42	1:29.621	2:41.215
888	2:25.879	4:10.092	61	2:29.298	4:24.839	66	1:38.559	2:43.042	42	1:19.279	2:41.237	42	1:24.968	2:41.929	55	1:37.435	2:41.509
75	2:25.939	2:50.624	116	2:53.940	2:57.251	136	1:41.041	2:43.088	55	1:27.190	2:41.031	55	1:32.488	2:41.538	66	2:00.041	2:43.177
77	2:30.366	2:33.308	40	3:18.448	4:05.938	61	1:45.865	2:41.085	66	1:46.097	2:43.047	66	1:53.426	2:43.569	61	2:01.485	2:41.537
66	2:50.988	4:12.035	58	3:18.866	4:19.755				61	1:51.134	2:40.778	61	1:56.510	2:41.616			
116	3:09.477	2:54.808							223	1:56.869	4:15.394	136	2:17.615	2:54.299			
									136	1:59.556	2:54.024						

**Session Start: 14:44:36 - Finish: 15:22:01**  
**Weather/Track Conditions: Cloud / Dry**  
**Circuit: Silverstone Historic Grand Prix**  
**Track Length: 5.857 Km - 3.6394 miles**

# Silverstone Classic - 29 - 31 Jul 2016

## Big Engine Touring Cars (Pre '66)

### Race 16 - Lap Chart

Lap 13			Lap 14		
NO	Behind	Laptime	NO	Behind	Laptime
9		2:37.876	9		2:37.159
77	1 LAP	2:39.160	77	1 LAP	2:38.321
69	23.017	2:36.301	75	2 LAPS	4:12.683
113	23.768	2:36.858	69	22.611	2:36.753
35	31.171	2:38.389	113	23.093	2:36.484
81	33.244	2:35.798	35	28.648	2:34.636
58	1 LAP	2:46.532	81	33.220	2:37.135
166	45.907	2:38.077	58	1 LAP	2:45.304
68	53.704	2:40.448	166	46.919	2:38.171
140	57.177	2:39.799	68	55.578	2:39.033
59	1 LAP	2:49.268	140	58.661	2:38.643
40	1 LAP	2:54.435	8	1:07.496	2:38.780
8	1:05.875	2:38.617	59	1 LAP	2:47.881
44	1 LAP	2:49.231	187	1:17.140	2:37.527
146	1 LAP	2:48.168	40	1 LAP	2:52.773
187	1:16.772	2:38.148	44	1 LAP	2:47.355
91	1:17.713	2:40.740	91	1:21.612	2:41.058
24	1:24.383	2:40.898	146	1 LAP	2:49.768
65	1:27.604	2:40.986	24	1:27.856	2:40.632
888	1:27.853	2:42.619	65	1:30.572	2:40.127
116	1 LAP	2:41.423	888	1:31.258	2:40.564
42	1:33.276	2:41.531	116	1 LAP	2:40.881
55	1:41.614	2:42.055	42	1:37.714	2:41.597
136	1 LAP	4:42.316	55	1:46.917	2:42.462
61	2:05.080	2:41.471	61	2:10.366	2:42.445
66	2:05.738	2:43.573	66	2:10.876	2:42.297

**Session Start: 14:44:36 - Finish: 15:22:01**  
**Weather/Track Conditions: Cloud / Dry**  
**Circuit: Silverstone Historic Grand Prix**  
**Track Length: 5.857 Km - 3.6394 miles**



## Silverstone Classic - 29 - 31 Jul 2016

### Group C Race 17 - Classification

Sheet No:

POS	NO	DRIVER/S	CLASS	CLASS POS	CAR MAKE / MODEL	TIME	LAPS	GAP	DIFF	MPH	BEST	ON
1	27	Bob Berridge	C3A	1	Nissan R93	26:54.096	14	-- 14 laps		113.6	1:53.357	2
2	6	Mark Sumpter	C3A	2	Porsche 962	27:12.945	14	18.849	18.849	112.3	1:55.580	4
3	23	Katsu Kubota	C1A	1	Nissan RC90K	27:22.496	14	28.400	9.551	111.6	1:54.726	3
4	77	Robin Ward	C1A	2	Spice SE90C	27:33.184	14	39.088	10.688	110.9	1:57.201	8
5	14	Tommy Dreelan	C1A	3	Porsche 962	26:54.652	13	-- 13 laps	1:19.044	105.4	2:01.972	2
6	71	Georg Kjallgren	C1A	4	Courage C26S	27:12.653	13	18.001	18.001	104.3	2:03.773	7
7	177	Frank Lyons	C2A	1	ALD C289	28:17.606	13	1:22.954	1:04.953	100.3	2:09.088	6
8	111	Frederic Da Rocha	C2A	2	Spice SE88C	28:18.667	13	1:24.015	1.061	100.2	2:07.362	13
9	98	Eric De Doncker	C1A	5	Spice SE90C	28:24.498	13	1:29.846	5.831	99.92	2:05.188	2
10	22	Christian Perrier	C1B	1	March 85G	28:42.369	13	1:47.717	17.871	98.89	2:10.758	5
11	66	Trevor Reeves	C1B	2	EMKA C84/1	28:46.504	13	1:51.852	4.135	98.65	2:09.640	6
12	44	Peter Schleifer	C1B	3	March 84G	29:05.190	13	2:10.538	18.686	97.59	2:11.732	3
13	3	Peter Garrod	C3A	3	Lola T92	28:33.760	12	-- 12 laps	1:44.274	91.74	2:17.584	2
----- NOT CLASSIFIED -----												
DNF	151	Mike Wrigley	C2A		Argo JM19C	19:05.229	9	-- 9 laps --		102.9	2:05.825	9
DNF	9	Nathan Kinch	C3A		Lola T92/10	2:22.572	1	-- 1 laps --	11.688	91.89		

----- FASTEST LAP SUMMARY -----

NO	DRIVER/S	CLASS	CAR MAKE / MODEL	FASTEST LAP	ON	MPH
27	Bob Berridge	C3A	Nissan R93	1:53.357	2	115.58
23	Katsu Kubota	C1A	Nissan RC90K	1:54.726	3	114.20
151	Mike Wrigley	C2A	Argo JM19C	2:05.825	9	104.13
66	Trevor Reeves	C1B	EMKA C84/1	2:09.640	6	101.06

Session Start: 15:39:10 - Finish: 16:06:03

Weather/Track Conditions: Bright / Dry

Circuit: Silverstone Historic Grand Prix

Track Length: 5.857 Km - 3.6394 miles

These results are provisional until the conclusion of any judicial and technical matters.

Clerk of the Course:

Timekeeper:

Issued at:

# Silverstone Classic - 29 - 31 Jul 2016

## Group C

### Race 17 - Sector Analysis

3 Peter Garrod (C3A)									Lola T92										
lap	Sect-1	Speed	Sect-2	Speed	Sect-3	Speed	TopSpeed	laptime	pit	lap	Sect-1	Speed	Sect-2	Speed	Sect-3	Speed	Topspeed	laptime	pit
1		125.4	1:07.490	147.8	26.919	103.7		2:23.686		7	45.182	133.7	1:11.153	140.4	27.396	97.8		2:23.731	
2	42.746	137.0	1:08.305	146.8	26.533	97.4		2:17.584		8	46.154	133.4	1:08.630	148.1	27.823	80.0		2:22.607	
3	43.791	134.2	1:08.695	145.9	26.208	96.7		2:18.694		9	45.948	132.6	1:11.680	133.4	31.079	93.7		2:28.707	
4	43.513	131.8	1:09.438	145.9	26.740	96.6		2:19.691		10	46.723	126.4	1:11.717	140.1	27.618	92.9		2:26.058	
5	43.879	136.1	1:11.257	144.9	27.513	84.5		2:22.649		11	45.875	131.6	1:10.045	146.5	30.223	80.9		2:26.143	
6	45.352	131.3	1:10.044	147.2	26.995	98.3		2:22.391		12	44.468	134.5	1:09.229	144.6	28.122	94.8		2:21.819	

6 Mark Sumpter (C3A)									Porsche 962										
lap	Sect-1	Speed	Sect-2	Speed	Sect-3	Speed	TopSpeed	laptime	pit	lap	Sect-1	Speed	Sect-2	Speed	Sect-3	Speed	Topspeed	laptime	pit
1		153.6	58.858	163.7	21.487	116.3		1:59.522		8	36.893	156.1	58.529	162.5	20.896	116.3		1:56.318	
2	36.745	157.9	58.391	165.7	21.234	116.5		1:56.370		9	37.663	156.1	59.763	163.3	21.209	116.7		1:58.635	
3	37.270	156.1	58.149	163.3	20.903	116.1		1:56.322		10	36.728	156.1	58.086	164.1	20.911	116.1		1:55.725	
4	36.656	156.8	58.120	164.5	20.804	116.5		1:55.580		11	37.419	157.2	58.210	164.1	20.832	115.5		1:56.461	
5	36.672	156.8	58.047	164.5	20.937	116.1		1:55.656		12	37.838	155.3	58.360	163.3	20.894	115.5		1:57.092	
6	36.778	191.7	58.116	165.3	22.270	114.7		1:57.164		13	37.139	156.1	58.222	164.1	21.001	117.5		1:56.362	
7	36.942	154.6	58.077	165.3	20.686	116.7		1:55.705		14	36.671	157.5	58.081	164.5	21.281	115.9		1:56.033	

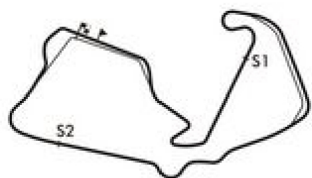
9 Nathan Kinch (C3A)									Lola T92/10										
lap	Sect-1	Speed	Sect-2	Speed	Sect-3	Speed	TopSpeed	laptime	pit	lap	Sect-1	Speed	Sect-2	Speed	Sect-3	Speed	Topspeed	laptime	pit
1		90.2	1:13.370	118.1				2:22.572		2									

14 Tommy Dreelan (C1A)									Porsche 962										
lap	Sect-1	Speed	Sect-2	Speed	Sect-3	Speed	TopSpeed	laptime	pit	lap	Sect-1	Speed	Sect-2	Speed	Sect-3	Speed	Topspeed	laptime	pit
1		136.4	1:01.803	162.1	22.558	115.1		2:04.572		8	39.531	145.9	1:02.490	158.3	22.868	112.6		2:04.889	
2	38.304	151.8	1:00.973	162.9	22.695	115.7		2:01.972		9	39.929	149.8	1:02.458	162.1	22.870	112.8		2:05.257	
3	38.679	157.9	1:01.681	161.7	22.994	115.5		2:03.354		10	39.815	150.1	1:02.494	160.5	23.094	114.3		2:05.403	
4	39.136	157.2	1:01.578	161.7	22.766	114.1		2:03.480		11	39.822	150.8	1:01.497	164.1	22.741	112.8		2:04.060	
5	38.728	150.1	1:01.622	162.5	22.946	113.2		2:03.296		12	39.482	144.3	1:03.060	160.9	22.930	116.5		2:05.472	
6	39.599	152.2	1:01.841	163.3	22.676	114.7		2:04.116		13	39.645	147.2	1:02.217	158.3	23.110	106.2		2:04.972	
7	39.416	151.5	1:01.731	162.5	22.662	112.6		2:03.809		14									

22 Christian Perrier (C1B)									March 85G										
lap	Sect-1	Speed	Sect-2	Speed	Sect-3	Speed	TopSpeed	laptime	pit	lap	Sect-1	Speed	Sect-2	Speed	Sect-3	Speed	Topspeed	laptime	pit
1		145.3	1:06.777	157.5	25.451	92.2		2:18.260		8	42.506	141.9	1:06.185	149.5	24.797	104.4		2:13.488	
2	42.315	140.7	1:05.181	157.2	25.086	105.2		2:12.582		9	41.930	140.4	1:05.506	153.9	24.510	104.4		2:11.946	
3	41.488	141.9	1:05.433	156.4	24.825	101.1		2:11.746		10	41.298	142.5	1:05.565	149.1	24.563	103.4		2:11.426	
4	41.085	131.1	1:07.433	156.8	24.879	100.8		2:13.397		11	41.253	142.5	1:05.488	155.0	24.475	101.8		2:11.216	
5	41.554	144.9	1:05.113	155.3	24.091	106.5		2:10.758		12	41.485	139.2	1:05.260	152.9	24.378	102.3		2:11.123	
6	41.633	141.0	1:05.608	149.8	24.673	104.5		2:11.914		13	41.690	142.2	1:05.980	148.8	24.786	103.4		2:12.456	
7	42.547	142.5	1:05.243	154.6	24.267	103.6		2:12.057		14									

23 Katsu Kubota (C1A)									Nissan RC90K										
lap	Sect-1	Speed	Sect-2	Speed	Sect-3	Speed	TopSpeed	laptime	pit	lap	Sect-1	Speed	Sect-2	Speed	Sect-3	Speed	Topspeed	laptime	pit
1		165.7	58.134	178.0	21.735	117.5		1:57.791		8	36.476	167.4	57.330	181.4	21.601	118.1		1:55.407	
2	36.557	164.5	57.822	179.9	21.823	122.5		1:56.202		9	40.324	160.5	59.697	171.6	21.866	119.8		2:01.887	
3	36.168	166.9	56.842	179.0	21.716	119.6		1:54.726		10	36.566	163.3	58.031	174.8	22.024	110.6		1:56.621	
4	36.341	166.9	57.372	181.4	21.476	122.2		1:55.189		11	36.630	164.9	58.080	173.9	21.656	123.4		1:56.366	
5	48.207	157.9	57.895	181.4	21.318	118.8		2:07.420		12	36.699	163.3	58.364	174.8	21.768	120.1		1:56.831	
6	36.644	168.2	57.843	174.8	21.835	116.3		1:56.322		13	36.861	163.7	57.681	174.3	21.732	124.0		1:56.274	
7	37.320	153.9	57.455	180.9	21.522	121.8		1:56.297		14	36.631	164.9	57.412	175.7	21.120	124.5		1:55.163	

27 Bob Berridge (C3A)									Nissan R93										
lap	Sect-1	Speed	Sect-2	Speed	Sect-3	Speed	TopSpeed	laptime	pit	lap	Sect-1	Speed	Sect-2	Speed	Sect-3	Speed	Topspeed	laptime	pit
1		162.5	57.149	178.5	21.230	122.5		1:55.141		8	36.855	168.2	57.429	179.0	21.912	105.4		1:56.196	
2	35.952	168.6	56.004	179.4	21.401	120.7		1:53.357		9	37.074	166.9	56.739	177.5	21.453	124.7		1:55.266	
3	36.566	167.4	56.293	177.1	21.104	124.3		1:53.963		10	37.357	169.0	56.973	178.0	21.486	123.1		1:55.816	
4	36.380	169.0	56.184	179.9	21.223	122.7		1:53.787		11	37.183	166.9	57.285	178.5	21.521	123.8		1:55.989	
5	36.039	169.5	56.629	178.0	21.065	123.1		1:53.733		12	37.177	166.5	57.328	175.2	21.729	121.8		1:56.234	
6	35.879	169.9	56.518	179.0	21.273	123.8		1:53.670		13	37.170	167.8	57.136	179.4	22.168	119.6		1:56.474	
7	36.730	165.7	57.402	159.0	21.775	121.8		1:55.907		14	37.833	168.2	57.894	176.6	22.836	98.3		1:58.563	



Session Start: 15:39:10 - Finish: 16:06:03  
 Weather/Track Conditions: Bright / Dry  
 Circuit: Silverstone Historic Grand Prix  
 Track Length: 5.857 Km - 3.6394 miles

# Silverstone Classic - 29 - 31 Jul 2016

## Group C

### Race 17 - Sector Analysis

44 Peter Schleifer (C1B)									March 84G										
lap	Sect-1	Speed	Sect-2	Speed	Sect-3	Speed	TopSpeed	laptime	pit	lap	Sect-1	Speed	Sect-2	Speed	Sect-3	Speed	Topspeed	laptime	pit
1		133.9	1:06.012	160.9	26.472	96.3		2:17.894		8	43.741	134.5	1:08.388	148.5	25.507	102.3		2:17.636	
2	41.877	137.0	1:05.078	152.2	25.630	102.5		2:12.585		9	41.728	120.9	1:05.834	147.2	25.595	102.1		2:13.157	
3	41.199	139.8	1:04.900	161.7	25.633	103.2		2:11.732		10	41.096	133.7	1:06.198	152.9	25.583	107.9		2:12.877	
4	41.047	121.6	1:06.693	151.1	25.802	97.4		2:13.542		11	41.523	129.6	1:05.569	147.8	26.226	104.0		2:13.318	
5	41.779	121.4	1:06.008	151.1	26.144	98.8		2:13.931		12	41.356	132.6	1:06.739	142.8	26.542	99.6		2:14.637	
6	41.823	133.2	1:06.128	141.9	26.309	98.7		2:14.260		13	41.643	129.1	1:07.471	146.8	26.590	99.4		2:15.704	
7	41.795	129.6	1:05.890	141.9	26.232	97.1		2:13.917		14									

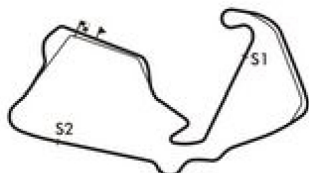
66 Trevor Reeves (C1B)									EMKA C84/1										
lap	Sect-1	Speed	Sect-2	Speed	Sect-3	Speed	TopSpeed	laptime	pit	lap	Sect-1	Speed	Sect-2	Speed	Sect-3	Speed	Topspeed	laptime	pit
1		147.5	1:07.242	153.9	25.403	100.2		2:16.431		8	50.135	130.8	1:10.737	151.1	25.509	98.8		2:26.381	
2	41.445	145.6	1:05.141	155.3	24.627	105.5		2:11.213		9	41.386	142.8	1:05.706	151.1	24.764	105.7		2:11.856	
3	41.014	144.3	1:04.364	153.2	24.513	105.8		2:09.891		10	41.851	143.7	1:05.351	150.8	24.677	105.4		2:11.879	
4	40.511	146.2	1:05.167	153.9	24.389	106.0		2:10.067		11	40.443	144.9	1:05.787	152.5	24.649	105.4		2:10.879	
5	41.258	143.4	1:05.038	154.3	24.582	106.7		2:10.878		12	41.245	142.8	1:05.603	150.1	24.957	103.7		2:11.805	
6	40.403	139.8	1:04.969	152.9	24.268	105.2		2:09.640		13	42.237	143.1	1:06.076	149.5	26.069	100.3		2:14.382	
7	41.036	143.1	1:05.084	152.9	25.082	105.4		2:11.202		14									

71 Georg Kjallgren (C1A)									Courage C26S										
lap	Sect-1	Speed	Sect-2	Speed	Sect-3	Speed	TopSpeed	laptime	pit	lap	Sect-1	Speed	Sect-2	Speed	Sect-3	Speed	Topspeed	laptime	pit
1		146.8	1:02.814	154.6	24.273	107.9		2:08.545		8	40.267	149.8	1:01.976	154.3	23.465	109.3		2:05.708	
2	39.368	140.1	1:03.173	154.3	23.251	110.6		2:05.792		9	39.256	147.8	1:01.928	154.6	24.617	92.6		2:05.801	
3	38.971	151.5	1:02.604	154.6	23.619	109.3		2:05.194		10	39.428	153.2	1:02.002	153.9	23.671	105.0		2:05.101	
4	40.498	145.6	1:03.310	159.0	23.320	110.2		2:07.128		11	39.486	152.9	1:02.460	151.8	23.690	104.9		2:05.636	
5	39.093	151.1	1:01.812	156.4	23.384	106.0		2:04.289		12	39.876	151.8	1:01.970	155.3	23.194	109.5		2:05.040	
6	39.440	149.1	1:01.789	155.0	23.322	109.3		2:04.551		13	39.616	146.8	1:02.538	153.2	23.941	106.2		2:06.095	
7	39.181	148.8	1:01.411	156.8	23.181	109.7		2:03.773		14									

77 Robin Ward (C1A)									Spice SE90C										
lap	Sect-1	Speed	Sect-2	Speed	Sect-3	Speed	TopSpeed	laptime	pit	lap	Sect-1	Speed	Sect-2	Speed	Sect-3	Speed	Topspeed	laptime	pit
1		154.3	58.198	164.9	21.409	115.3		1:58.551		8	36.985	155.7	58.646	164.9	21.570	120.1		1:57.201	
2	37.089	155.0	58.768	165.3	22.332	113.2		1:58.189		9	37.212	155.7	58.875	164.9	22.809	110.6		1:58.896	
3	37.575	155.7	59.064	165.3	22.064	117.1		1:58.703		10	37.779	156.1	58.532	165.3	21.570	120.5		1:57.881	
4	37.503	155.0	59.343	164.9	21.602	119.8		1:58.448		11	37.112	156.4	58.547	165.3	22.177	112.0		1:57.836	
5	37.285	155.7	59.078	165.7	21.671	118.4		1:58.034		12	37.237	155.7	58.831	164.5	21.295	122.7		1:57.363	
6	37.333	156.8	59.702	166.5	21.764	119.4		1:58.799		13	37.146	156.4	58.541	165.3	21.793	115.3		1:57.480	
7	37.753	154.6	59.017	165.7	21.457	121.1		1:58.227		14	37.163	156.1	58.493	165.7	21.920	119.6		1:57.576	

98 Eric De Doncker (C1A)									Spice SE90C										
lap	Sect-1	Speed	Sect-2	Speed	Sect-3	Speed	TopSpeed	laptime	pit	lap	Sect-1	Speed	Sect-2	Speed	Sect-3	Speed	Topspeed	laptime	pit
1		149.1	1:02.658	160.2	23.490	113.4		2:07.871		8	40.823	142.8	1:07.496	148.5	28.926	91.9		2:17.245	
2	39.806	148.5	1:02.231	158.6	23.151	113.2		2:05.188		9	43.729	138.9	1:07.238	155.3	26.663	101.8		2:17.630	
3	39.029	148.5	1:03.268	158.3	23.862	110.6		2:06.159		10	42.250	145.3	1:07.045	154.3	26.230	99.6		2:15.525	
4	40.323	147.5	1:03.662	156.1	25.208	108.4		2:09.193		11	40.958	143.7	1:06.200	156.1	25.858	101.2		2:13.016	
5	39.744	148.8	1:03.140	159.0	23.922	110.7		2:06.806		12	42.307	144.3	1:05.949	156.4	26.575	98.3		2:14.831	
6	40.052	147.2	1:03.430	158.3	24.162	110.7		2:07.644		13	41.534	138.1	1:07.447	155.0	27.021	95.2		2:16.002	
7	39.512	146.2	1:03.381	159.0	24.495	109.7		2:07.388		14									

111 Frederic Da Rocha (C2A)									Spice SE88C										
lap	Sect-1	Speed	Sect-2	Speed	Sect-3	Speed	TopSpeed	laptime	pit	lap	Sect-1	Speed	Sect-2	Speed	Sect-3	Speed	Topspeed	laptime	pit
1		143.4	1:06.189	156.8	26.160	97.1		2:17.290		8	41.402	144.6	1:05.073	157.2	25.062	100.9		2:11.537	
2	41.137	146.2	1:05.071	159.4	25.594	98.5		2:11.802		9	40.606	148.1	1:04.283	159.4	25.339	99.7		2:10.228	
3	40.926	148.1	1:04.642	157.9	25.211	98.3		2:10.779		10	40.643	149.5	1:03.647	159.0	24.314	99.9		2:08.604	
4	40.430	148.1	1:05.114	158.3	24.969	98.8		2:10.513		11	40.151	149.5	1:03.440	160.5	24.492	102.6		2:08.083	
5	40.711	148.5	1:05.109	159.4	25.263	98.5		2:11.083		12	40.186	150.1	1:03.006	159.8	25.152	96.3		2:08.344	
6	40.694	149.5	1:05.169	158.6	25.526	97.5		2:11.389		13	39.893	151.5	1:02.955	159.8	24.514	97.4		2:07.362	
7	41.077	147.5	1:05.283	158.6	25.293	97.4		2:11.653		14									



**Session Start: 15:39:10 - Finish: 16:06:03**  
**Weather/Track Conditions: Bright / Dry**  
**Circuit: Silverstone Historic Grand Prix**  
**Track Length: 5.857 Km - 3.6394 miles**

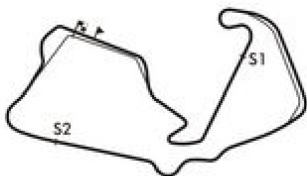
# Silverstone Classic - 29 - 31 Jul 2016

## Group C

### Race 17 - Sector Analysis

151 Mike Wrigley (C2A)									Argo JM19C								
lap	Sect-1	Speed	Sect-2	Speed	Sect-3	Speed	TopSpeed	laptime pit	lap	Sect-1	Speed	Sect-2	Speed	Sect-3	Speed	Topspeed	laptime pit
1		142.5	1:04.251	148.8	23.653	103.9		2:10.884	6	40.028	140.7	1:03.032	150.5	23.221	104.5		2:06.281
2	40.298	142.5	1:03.643	147.5	23.443	106.9		2:07.384	7	39.945	144.3	1:03.613	151.5	23.329	102.8		2:06.887
3	40.116	135.8	1:03.705	147.5	23.311	103.1		2:07.132	8	39.274	145.6	1:03.645	151.1	23.603	106.2		2:06.522
4	40.393	139.2	1:03.428	147.8	23.386	108.2		2:07.207	9	39.208	145.3	1:03.142	152.5	23.475	104.5		2:05.825
5	40.161	143.7	1:03.286	145.6	23.660	105.4		2:07.107	10								

177 Frank Lyons (C2A)									ALD C289								
lap	Sect-1	Speed	Sect-2	Speed	Sect-3	Speed	TopSpeed	laptime pit	lap	Sect-1	Speed	Sect-2	Speed	Sect-3	Speed	Topspeed	laptime pit
1		137.0	1:07.624	150.8	25.435	98.7		2:16.095	8	41.366	147.2	1:04.289	153.9	24.462	108.6		2:10.117
2	41.087	143.7	1:04.968	151.5	24.476	106.7		2:10.531	9	41.140	141.9	1:05.479	150.5	24.694	104.4		2:11.313
3	40.308	146.5	1:04.608	154.3	24.562	106.2		2:09.478	10	40.894	146.8	1:05.206	151.5	24.691	107.0		2:10.791
4	41.172	143.1	1:05.164	152.5	24.648	106.0		2:10.984	11	40.958	144.3	1:04.247	152.5	24.357	108.2		2:09.562
5	41.087	138.9	1:04.901	152.9	24.531	106.9		2:10.519	12	40.619	148.8	1:04.018	150.8	25.471	97.7		2:10.108
6	40.433	144.6	1:03.956	152.2	24.699	102.1		2:09.088	13	40.973	144.6	1:03.794	150.8	24.752	101.2		2:09.519
7	40.933	143.4	1:03.578	156.1	24.990	102.9		2:09.501	14								



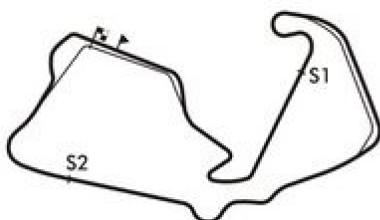
**Session Start: 15:39:10 - Finish: 16:06:03**  
**Weather/Track Conditions: Bright / Dry**  
**Circuit: Silverstone Historic Grand Prix**  
**Track Length: 5.857 Km - 3.6394 miles**

# Silverstone Classic - 29 - 31 Jul 2016

## Group C

### Race 17 - Best Sector Times

POS	NO	DRIVER/S	Sector 1			Sector 2			Sector 3			IDEAL LAP	BEST LAP	On
			TIME	LAP	POS	TIME	LAP	POS	TIME	LAP	POS			
1	27	Bob Berridge	35.879	6	1	56.004	2	1	21.065	5	2	1:52.948	<b>1:53.357</b>	<b>2</b>
2	6	Mark Sumpter	36.656	4	3	58.047	5	3	20.686	7	1	1:55.389	<b>1:55.580</b>	<b>4</b>
3	23	Katsu Kubota	36.168	3	2	56.842	3	2	21.120	14	3	1:54.130	<b>1:54.726</b>	<b>3</b>
4	77	Robin Ward	36.985	8	4	58.198	1	4	21.295	12	4	1:56.478	<b>1:57.201</b>	<b>8</b>
5	14	Tommy Dreelan	38.304	2	5	1:00.973	2	5	22.558	1	5	2:01.835	<b>2:01.972</b>	<b>2</b>
6	71	Georg Kjallgren	38.971	3	6	1:01.411	7	6	23.181	7	7	2:03.563	<b>2:03.773</b>	<b>7</b>
7	177	Frank Lyons	40.308	3	10	1:03.578	7	10	24.357	11	12	2:08.243	<b>2:09.088</b>	<b>6</b>
8	111	Frederic Da Rocha	39.893	13	9	1:02.955	13	8	24.314	10	11	2:07.162	<b>2:07.362</b>	<b>13</b>
9	98	Eric De Doncker	39.029	3	7	1:02.231	2	7	23.151	2	6	2:04.411	<b>2:05.188</b>	<b>2</b>
10	22	Christian Perrier	41.085	4	13	1:05.113	5	13	24.091	5	9	2:10.289	<b>2:10.758</b>	<b>5</b>
11	66	Trevor Reeves	40.403	6	11	1:04.364	3	11	24.268	6	10	2:09.035	<b>2:09.640</b>	<b>6</b>
12	44	Peter Schleifer	41.047	4	12	1:04.900	3	12	25.507	8	13	2:11.454	<b>2:11.732</b>	<b>3</b>
13	3	Peter Garrod	42.746	2	14	1:07.490	1	14	26.208	3	14	2:16.444	<b>2:17.584</b>	<b>2</b>
14	151	Mike Wrigley	39.208	9	8	1:03.032	6	9	23.221	6	8	2:05.461	<b>2:05.825</b>	<b>9</b>
15	9	Nathan Kinch	43.193	1	15	1:13.370	1	15						



**Session Start: 15:39:10 - Finish: 16:06:03**

**Weather/Track Conditions: Bright / Dry**

**Circuit: Silverstone Historic Grand Prix**

**Track Length: 5.857 Km - 3.6394 miles**

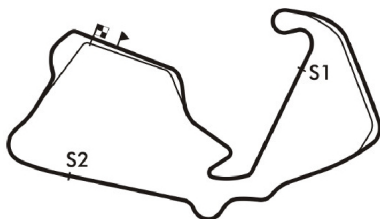


# Silverstone Classic - 29 - 31 Jul 2016

## Group C

### Race 17 - Best Sector Speeds

	NO	SECTOR 1	MPH	NO	SECTOR 2	MPH	NO	SECTOR 3	MPH
1	27	Bob Berridge	169.9	23	Katsu Kubota	181.4	27	Bob Berridge	124.7
2	23	Katsu Kubota	168.2	27	Bob Berridge	179.9	23	Katsu Kubota	124.5
3	6	Mark Sumpter	157.9	77	Robin Ward	166.5	77	Robin Ward	122.7
4	14	Tommy Dreelan	157.9	6	Mark Sumpter	165.7	6	Mark Sumpter	117.5
5	77	Robin Ward	156.8	14	Tommy Dreelan	164.1	14	Tommy Dreelan	116.5
6	71	Georg Kjallgren	153.2	44	Peter Schleifer	161.7	98	Eric De Doncker	113.4
7	111	Frederic Da Rocha	151.5	111	Frederic Da Rocha	160.5	71	Georg Kjallgren	110.6
8	98	Eric De Doncker	149.1	98	Eric De Doncker	160.2	177	Frank Lyons	108.6
9	177	Frank Lyons	148.8	71	Georg Kjallgren	159.0	151	Mike Wrigley	108.2
10	66	Trevor Reeves	147.5	22	Christian Perrier	157.5	44	Peter Schleifer	107.9
11	151	Mike Wrigley	145.6	177	Frank Lyons	156.1	66	Trevor Reeves	106.7
12	22	Christian Perrier	145.3	66	Trevor Reeves	155.3	22	Christian Perrier	106.5
13	44	Peter Schleifer	139.8	151	Mike Wrigley	152.5	3	Peter Garrod	103.7
14	3	Peter Garrod	137.0	3	Peter Garrod	148.1	111	Frederic Da Rocha	102.6
15	9	Nathan Kinch	90.2	9	Nathan Kinch	118.1	9	Nathan Kinch	0.0



**Session Start: 15:39:10 - Finish: 16:06:03**  
**Weather/Track Conditions: Bright / Dry**  
**Circuit: Silverstone Historic Grand Prix**  
**Track Length: 5.857 Km - 3.6394 miles**

# Silverstone Classic - 29 - 31 Jul 2016

## Group C

### Race 17 - Lap Chart

Lap 1			Lap 2			Lap 3			Lap 4			Lap 5			Lap 6		
NO	Behind	Laptime	NO	Behind	Laptime	NO	Behind	Laptime	NO	Behind	Laptime	NO	Behind	Laptime	NO	Behind	Laptime
27		1:55.141	27		1:53.357	27		1:53.963	27		1:53.787	27		1:53.733	27		1:53.670
23	2.650	1:57.791	23	5.495	1:56.202	23	6.258	1:54.726	23	7.660	1:55.189	6	13.469	1:55.656	6	16.963	1:57.164
77	3.410	1:58.551	6	7.394	1:56.370	6	9.753	1:56.322	6	11.546	1:55.580	23	21.347	2:07.420	3	1 LAP	2:22.649
6	4.381	1:59.522	77	8.242	1:58.189	77	12.982	1:58.703	77	17.643	1:58.448	77	21.944	1:58.034	23	23.999	1:56.322
14	9.431	2:04.572	14	18.046	2:01.972	14	27.437	2:03.354	14	37.130	2:03.480	14	46.693	2:03.296	77	27.073	1:58.799
98	12.730	2:07.871	98	24.561	2:05.188	98	36.757	2:06.159	71	50.411	2:07.128	71	1:00.967	2:04.289	14	57.139	2:04.116
71	13.404	2:08.545	71	25.839	2:05.792	71	37.070	2:05.194	98	52.163	2:09.193	98	1:05.236	2:06.806	71	1:11.848	2:04.551
151	15.743	2:10.884	151	29.770	2:07.384	151	42.939	2:07.132	151	56.359	2:07.207	151	1:09.733	2:07.107	98	1:19.210	2:07.644
177	20.954	2:16.095	177	38.128	2:10.531	177	53.643	2:09.478	177	1:10.840	2:10.984	177	1:27.626	2:10.519	151	1:22.344	2:06.281
66	21.290	2:16.431	66	39.146	2:11.213	66	55.074	2:09.891	66	1:11.354	2:10.067	66	1:28.499	2:10.878	177	1:43.044	2:09.088
111	22.149	2:17.290	111	40.594	2:11.802	111	57.410	2:10.779	111	1:14.136	2:10.513	111	1:31.486	2:11.083	66	1:44.469	2:09.640
44	22.753	2:17.894	44	41.981	2:12.585	44	59.750	2:11.732	44	1:19.505	2:13.542	22	1:36.762	2:10.758	111	1:49.205	2:11.389
22	23.119	2:18.260	22	42.344	2:12.582	22	1:00.127	2:11.746	22	1:19.737	2:13.397	44	1:39.703	2:13.931	22	1:55.006	2:11.914
9	27.431	2:22.572	3	52.772	2:17.584	3	1:17.503	2:18.694	3	1:43.407	2:19.691						
3	28.545	2:23.686															

**Session Start: 15:39:10 - Finish: 16:06:03**  
**Weather/Track Conditions: Bright / Dry**  
**Circuit: Silverstone Historic Grand Prix**  
**Track Length: 5.857 Km - 3.6394 miles**

# Silverstone Classic - 29 - 31 Jul 2016

## Group C

### Race 17 - Lap Chart

Lap 7			Lap 8			Lap 9			Lap 10			Lap 11			Lap 12		
NO	Behind	Laptime	NO	Behind	Laptime	NO	Behind	Laptime	NO	Behind	Laptime	NO	Behind	Laptime	NO	Behind	Laptime
27		1:55.907	27		1:56.196	27		1:55.266	27		1:55.816	27		1:55.989	27		1:56.234
44	1 LAP	2:14.260	177	1 LAP	2:09.501	177	1 LAP	2:10.117	98	1 LAP	2:17.630	3	2 LAPS	2:28.707	71	1 LAP	2:05.636
6	16.761	1:55.705	66	1 LAP	2:11.202	6	20.252	1:58.635	6	20.161	1:55.725	6	20.633	1:56.461	6	21.491	1:57.092
23	24.389	1:56.297	111	1 LAP	2:11.653	111	1 LAP	2:11.537	177	1 LAP	2:11.313	23	31.403	1:56.366	23	32.000	1:56.831
77	29.393	1:58.227	22	1 LAP	2:12.057	23	30.221	2:01.887	23	31.026	1:56.621	98	1 LAP	2:15.525	77	39.069	1:57.363
3	1 LAP	2:22.391	6	16.883	1:56.318	22	1 LAP	2:13.488	77	36.093	1:57.881	77	37.940	1:57.836	3	2 LAPS	2:26.058
14	1:05.041	2:03.809	44	1 LAP	2:13.917	77	34.028	1:58.896	111	1 LAP	2:10.228	177	1 LAP	2:10.791	98	1 LAP	2:13.016
71	1:19.714	2:03.773	23	23.600	1:55.407	66	1 LAP	2:26.381	22	1 LAP	2:11.946	111	1 LAP	2:08.604	177	1 LAP	2:09.562
98	1:30.691	2:07.388	77	30.398	1:57.201	44	1 LAP	2:17.636	66	1 LAP	2:11.856	22	1 LAP	2:11.426	111	1 LAP	2:08.083
151	1:33.324	2:06.887	3	1 LAP	2:23.731	14	1:23.725	2:05.257	44	1 LAP	2:13.157	66	1 LAP	2:11.879	22	1 LAP	2:11.216
			14	1:13.734	2:04.889	71	1:39.761	2:05.801	14	1:33.312	2:05.403	44	1 LAP	2:12.877	66	1 LAP	2:10.879
			71	1:29.226	2:05.708	3	1 LAP	2:22.607	71	1:49.046	2:05.101	14	1:41.383	2:04.060	44	1 LAP	2:13.318
			151	1:43.650	2:06.522	151	1:54.209	2:05.825							14	1:50.621	2:05.472
			98	1:51.740	2:17.245												

**Session Start: 15:39:10 - Finish: 16:06:03**  
**Weather/Track Conditions: Bright / Dry**  
**Circuit: Silverstone Historic Grand Prix**  
**Track Length: 5.857 Km - 3.6394 miles**

# Silverstone Classic - 29 - 31 Jul 2016

## Group C

### Race 17 - Lap Chart

Lap 13			Lap 14		
NO	Behind	Laptime	NO	Behind	Laptime
27		1:56.474	27		1:58.563
71	1 LAP	2:05.040	14	1 LAP	2:04.972
6	21.379	1:56.362	71	1 LAP	2:06.095
23	31.800	1:56.274	6	18.849	1:56.033
77	40.075	1:57.480	23	28.400	1:55.163
177	1 LAP	2:10.108	77	39.088	1:57.576
98	1 LAP	2:14.831	177	1 LAP	2:09.519
111	1 LAP	2:08.344	111	1 LAP	2:07.362
3	2 LAPS	2:26.143	98	1 LAP	2:16.002
22	1 LAP	2:11.123	3	2 LAPS	2:21.819
66	1 LAP	2:11.805	22	1 LAP	2:12.456
44	1 LAP	2:14.637	66	1 LAP	2:14.382
			44	1 LAP	2:15.704

**Session Start: 15:39:10 - Finish: 16:06:03**  
**Weather/Track Conditions: Bright / Dry**  
**Circuit: Silverstone Historic Grand Prix**  
**Track Length: 5.857 Km - 3.6394 miles**



**Silverstone Classic - 29 - 31 Jul 2016**

**JET Super Touring Car Trophy**  
**Race 18 - Classification - AMENDED**

**Sheet No:**

POS	NO	DRIVER/S	CLASS	CLASS POS	CAR MAKE / MODEL	TIME	LAPS	GAP	DIFF	MPH	BEST	ON
1	3	James Dodd	ST1	1	Honda Accord	18:18.034	8	-- 8 laps --		95.46	2:15.145	5
2	97	Neil Smith	ST1	2	Alfa Romeo 156	18:38.702	8	20.668	20.668	93.69	2:17.580	3
3	9	Jason Minshaw	ST1	3	Volvo S40	18:39.172	8	21.138	0.470	93.65	2:17.890	3
4	79	Mark Jones	ST1	4	Renault Laguna	18:51.319	8	33.285	12.147	92.65	2:19.332	6
5	2	Paul Smith	ST1	5	BMW 320	18:51.964	8	33.930	0.645	92.59	2:18.626	7
6	4	Graeme Dodd	ST1	6	Honda Accord	18:52.981	8	34.947	1.017	92.51	2:20.782	3
7	6	Dave Jarman	ST1	7	Nissan Primera	18:59.333	8	41.299	6.352	91.99	2:20.240	3
8	15	Craig Davies	GA1	1	Ford Sierra RS500	19:00.772	8	42.738	1.439	91.88	2:20.803	7
9	44	Guy Minshaw	ST1	8	Audi A4	19:01.035	8	43.001	0.263	91.86	2:20.635	8
10	53	Mark Hazell	ST1	9	BMW	19:15.246	8	57.212	14.211	90.73	2:23.134	5
11	42	Gianfranco Brancatelli	GA2	1	BMW M3	19:22.258	8	1:04.224	7.012	90.18	2:24.205	3
12	25	Tony Longhurst	ST2	1	BMW 318	19:29.181	8	1:11.147	6.923	89.65	2:24.137	6
13	8	Darren Fielding	ST2	2	BMW E36 318	19:29.917	8	1:11.883	0.736	89.59	2:24.246	6
14	33	Stuart Hall	ST2	3	Ford Mondeo	19:51.009	8	1:32.975	21.092	88.00	2:25.664	7
15	27	Rick Wood	ST2	4	Mazda 323	19:51.480	8	1:33.446	0.471	87.97	2:26.593	7
16	68	Scott O'Donnell	ST3	1	Ford Mondeo	19:57.114	8	1:39.080	5.634	87.55	2:28.043	7
17	67	Tony Absolom	ST2	5	Vauxhall Cavalier	19:59.644	8	1:41.610	2.530	87.36	2:25.773	3
18	40	Lindsay O'Donnell	ST1	10	Volvo S40	20:01.097	8	1:43.063	1.453	87.26	2:28.745	2
19	88	Warren Good	ST3	2	BMW 318	19:17.334	7	-- 7 laps --	1:47.088	79.24	2:43.942	6
----- NOT CLASSIFIED -----												
DNF 60	Mark Wright	GA1	Ford Sierra		8:43.310	3	-- 3 laps --	30.354	75.11	2:42.798	1	
DNF 14	James Hanson	ST1	Vauxhall Vectra		4:58.054	2	-- 2 laps --		87.91	2:26.516	1	
DNF 19	Dave Coyne	GA1	Ford RS500		2:34.287	1	-- 1 laps --	7.771	84.92	2:34.287	1	
DNF 61	Tom Houlbrook	GA2	BMW E30 M3		3:03.268	1		28.981	28.981	71.49		
EXC 18	Colin Noble Jnr	ST1	Vauxhall Vectra		18:11.864	8	-- 8 laps --		95.99	2:14.970	3	

----- FASTEST LAP SUMMARY -----

NO	DRIVER/S	CLASS	CAR MAKE / MODEL	FASTEST LAP	ON	MPH
18	Colin Noble Jnr	ST1	Vauxhall Vectra	2:14.970	3	97.07
15	Craig Davies	GA1	Ford Sierra RS500	2:20.803	7	93.05
25	Tony Longhurst	ST2	BMW 318	2:24.137	6	90.90
42	Gianfranco Brancatelli	GA2	BMW M3	2:24.205	3	90.85
68	Scott O'Donnell	ST3	Ford Mondeo	2:28.043	7	88.50

CAR 18 EXCLUDED FROM RACE RESULT (Clerk of Course Decision)

*Session Start: 16:20:45 - Finish: 16:38:57*  
*Weather/Track Conditions: Bright / Dry*  
*Circuit: Silverstone Historic Grand Prix*  
*Track Length: 5.857 Km - 3.6394 miles*

These results are provisional until the conclusion of any judicial and technical matters.

Clerk of the Course:

Timekeeper:

Issued at:

# Silverstone Classic - 29 - 31 Jul 2016

## JET Super Touring Car Trophy

### Race 18 - Sector Analysis

2 Paul Smith (ST1)									BMW 320								
lap	Sect-1	Speed	Sect-2	Speed	Sect-3	Speed	TopSpeed	laptime pit	lap	Sect-1	Speed	Sect-2	Speed	Sect-3	Speed	Topspeed	laptime pit
1		124.0	1:11.778	130.6	26.203	90.6		2:23.742	5	44.086	125.2	1:09.416	130.1	28.183	90.4		2:21.685
2	45.102	123.8	1:12.509	130.1	26.437	94.8		2:24.048	6	44.942	125.0	1:09.785	130.1	26.786	96.1		2:21.513
3	43.302	125.2	1:10.726	131.6	26.046	92.6		2:20.074	7	43.365	125.9	1:09.297	129.8	25.964	97.0		2:18.626
4	43.881	125.2	1:11.044	131.1	27.372	93.3		2:22.297	8	43.553	126.6	1:10.235	130.3	26.191	97.1		2:19.979

3 James Dodd (ST1)									Honda Accord								
lap	Sect-1	Speed	Sect-2	Speed	Sect-3	Speed	TopSpeed	laptime pit	lap	Sect-1	Speed	Sect-2	Speed	Sect-3	Speed	Topspeed	laptime pit
1		130.8	1:10.208	137.2	25.884	99.0		2:18.833	5	41.858	131.1	1:07.677	137.0	25.610	99.4		2:15.145
2	42.143	132.6	1:09.793	138.7	25.550	97.5		2:17.486	6	42.121	130.6	1:07.529	138.4	26.103	97.8		2:15.753
3	42.111	132.4	1:08.890	138.4	25.251	100.5		2:16.252	7	42.257	131.3	1:08.146	137.8	25.190	100.2		2:15.593
4	41.861	132.4	1:08.170	138.1	25.742	100.9		2:15.773	8	43.050	132.4	1:07.678	139.8	32.471	98.3		2:23.199

4 Graeme Dodd (ST1)									Honda Accord								
lap	Sect-1	Speed	Sect-2	Speed	Sect-3	Speed	TopSpeed	laptime pit	lap	Sect-1	Speed	Sect-2	Speed	Sect-3	Speed	Topspeed	laptime pit
1		127.6	1:12.145	134.5	27.507	83.9		2:23.444	5	43.496	128.6	1:10.576	132.9	26.905	98.3		2:20.977
2	44.115	125.7	1:10.830	134.5	26.450	90.0		2:21.395	6	43.566	128.8	1:10.404	133.4	26.891	97.4		2:20.861
3	43.772	129.8	1:10.586	134.5	26.424	98.5		2:20.782	7	43.574	129.6	1:10.328	134.2	27.303	95.5		2:21.205
4	43.639	129.6	1:10.722	133.4	27.294	96.1		2:21.655	8	43.712	128.1	1:11.852	132.4	27.098	98.0		2:22.662

6 Dave Jarman (ST1)									Nissan Primera								
lap	Sect-1	Speed	Sect-2	Speed	Sect-3	Speed	TopSpeed	laptime pit	lap	Sect-1	Speed	Sect-2	Speed	Sect-3	Speed	Topspeed	laptime pit
1		117.9	1:13.028	133.2	27.056	94.8		2:27.584	5	44.450	127.6	1:10.726	131.8	27.270	90.8		2:22.446
2	44.112	127.6	1:12.026	134.8	26.353	94.8		2:22.491	6	43.873	127.1	1:09.816	133.2	27.500	92.3		2:21.189
3	44.063	126.9	1:10.202	134.5	25.975	97.1		2:20.240	7	43.977	126.4	1:11.019	132.4	27.248	96.1		2:22.244
4	43.313	127.8	1:10.643	133.2	27.540	91.1		2:21.496	8	44.464	125.2	1:10.293	132.6	26.886	93.3		2:21.643

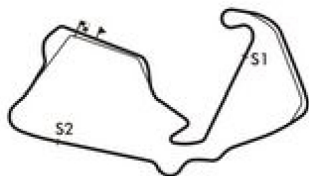
8 Darren Fielding (ST2)									BMW E36 318								
lap	Sect-1	Speed	Sect-2	Speed	Sect-3	Speed	TopSpeed	laptime pit	lap	Sect-1	Speed	Sect-2	Speed	Sect-3	Speed	Topspeed	laptime pit
1		120.7	1:14.020	128.8	27.626	90.6		2:30.655	5	45.073	122.5	1:12.254	128.3	27.236	89.7		2:24.563
2	45.989	121.4	1:13.821	127.3	27.472	90.3		2:27.282	6	45.090	122.5	1:11.945	129.1	27.211	89.7		2:24.246
3	45.516	121.8	1:14.534	129.8	27.734	89.4		2:27.784	7	45.196	123.6	1:12.129	128.6	27.010	92.4		2:24.335
4	44.966	122.7	1:13.110	128.3	28.147	92.2		2:26.223	8	44.619	123.8	1:12.809	128.6	27.401	93.6		2:24.829

9 Jason Minshaw (ST1)									Volvo S40								
lap	Sect-1	Speed	Sect-2	Speed	Sect-3	Speed	TopSpeed	laptime pit	lap	Sect-1	Speed	Sect-2	Speed	Sect-3	Speed	Topspeed	laptime pit
1		128.6	1:11.382	134.8	26.645	92.7		2:22.875	5	44.540	127.3	1:09.206	134.8	26.876	97.5		2:20.622
2	43.451	127.3	1:10.147	133.2	26.074	97.1		2:19.672	6	44.574	129.1	1:08.690	135.8	26.248	100.0		2:19.512
3	42.780	128.8	1:09.329	134.5	25.781	98.5		2:17.890	7	44.784	126.6	1:09.921	135.3	26.675	98.0		2:21.380
4	43.140	128.8	1:09.296	135.6	26.120	99.4		2:18.556	8	43.613	128.3	1:08.965	135.0	26.087	96.3		2:18.665

14 James Hanson (ST1)									Vauxhall Vectra								
lap	Sect-1	Speed	Sect-2	Speed	Sect-3	Speed	TopSpeed	laptime pit	lap	Sect-1	Speed	Sect-2	Speed	Sect-3	Speed	Topspeed	laptime pit
1		121.1	1:12.558	132.6	26.695	94.7		2:26.516	2	43.618	129.6	1:15.297	120.9				2:31.538

15 Craig Davies (GA1)									Ford Sierra RS500								
lap	Sect-1	Speed	Sect-2	Speed	Sect-3	Speed	TopSpeed	laptime pit	lap	Sect-1	Speed	Sect-2	Speed	Sect-3	Speed	Topspeed	laptime pit
1		129.1	1:12.684	141.9	26.988	96.0		2:25.716	5	43.947	131.8	1:10.617	139.2	27.331	95.5		2:21.895
2	43.986	133.4	1:12.032	141.6	27.060	93.7		2:23.078	6	44.071	129.6	1:10.452	140.1	26.976	96.8		2:21.499
3	45.751	123.6	1:11.133	142.2	26.872	98.3		2:23.756	7	43.827	132.9	1:10.217	142.2	26.759	96.6		2:20.803
4	44.326	131.3	1:10.761	141.0	27.814	96.4		2:22.901	8	43.946	131.3	1:10.503	140.7	26.675	94.0		2:21.124

18 Colin Noble Jnr (ST1)									Vauxhall Vectra								
lap	Sect-1	Speed	Sect-2	Speed	Sect-3	Speed	TopSpeed	laptime pit	lap	Sect-1	Speed	Sect-2	Speed	Sect-3	Speed	Topspeed	laptime pit
1		129.8	1:10.068	135.3	25.935	97.7		2:18.446	5	41.595	131.3	1:07.823	135.8	25.959	98.4		2:15.377
2	42.147	130.8	1:09.713	136.1	25.416	99.0		2:17.276	6	42.046	131.1	1:08.784	135.3	27.537	97.7		2:18.367
3	41.813	131.3	1:08.084	136.7	25.073	99.9		2:14.970	7	41.946	133.4	1:08.075	138.7	25.505	98.1		2:15.526
4	41.967	130.8	1:07.944	136.4	25.515	99.6		2:15.426	8	41.981	130.8	1:08.028	136.4	26.467	97.5		2:16.476



Session Start: 16:20:45 - Finish: 16:38:57  
Weather/Track Conditions: Bright / Dry  
Circuit: Silverstone Historic Grand Prix  
Track Length: 5.857 Km - 3.6394 miles

# Silverstone Classic - 29 - 31 Jul 2016

## JET Super Touring Car Trophy

### Race 18 - Sector Analysis

19 Dave Coyne (GA1)									Ford RS500											
lap	Sect-1	Speed	Sect-2	Speed	Sect-3	Speed	TopSpeed	laptime	pit	lap	Sect-1	Speed	Sect-2	Speed	Sect-3	Speed	Topspeed	laptime	pit	
1					28.932	85.2		2:34.287		2										

25 Tony Longhurst (ST2)									BMW 318										
lap	Sect-1	Speed	Sect-2	Speed	Sect-3	Speed	TopSpeed	laptime	pit	lap	Sect-1	Speed	Sect-2	Speed	Sect-3	Speed	Topspeed	laptime	pit
1		122.2	1:14.578	129.1	27.492	90.8		2:31.363		5	44.542	122.9	1:13.078	127.6	27.405	94.0		2:25.025	
2	45.404	122.0	1:14.084	129.8	27.596	91.1		2:27.084		6	44.714	123.1	1:12.505	128.6	26.918	93.9		2:24.137	
3	45.150	119.6	1:13.557	128.6	26.947	93.3		2:25.654		7	44.669	123.6	1:12.407	126.1	27.151	93.9		2:24.227	
4	45.324	123.1	1:13.178	128.1	28.204	94.5		2:26.706		8	44.886	122.9	1:12.839	128.6	27.260	95.3		2:24.985	

27 Rick Wood (ST2)									Mazda 323										
lap	Sect-1	Speed	Sect-2	Speed	Sect-3	Speed	TopSpeed	laptime	pit	lap	Sect-1	Speed	Sect-2	Speed	Sect-3	Speed	Topspeed	laptime	pit
1		119.4	1:15.983	128.1	28.731	90.3		2:34.989		5	45.927	121.6	1:13.477	128.3	29.674	89.8		2:29.078	
2	46.549	122.2	1:14.080	127.8	27.886	92.7		2:28.515		6	45.571	122.2	1:12.768	128.1	29.191	92.9		2:27.530	
3	46.234	121.6	1:14.149	128.6	28.584	90.8		2:28.967		7	45.642	123.1	1:12.693	128.6	28.258	92.8		2:26.593	
4	46.050	122.9	1:13.247	127.8	29.274	91.9		2:28.571		8	45.320	123.8	1:12.971	127.8	28.946	93.3		2:27.237	

33 Stuart Hall (ST2)									Ford Mondeo										
lap	Sect-1	Speed	Sect-2	Speed	Sect-3	Speed	TopSpeed	laptime	pit	lap	Sect-1	Speed	Sect-2	Speed	Sect-3	Speed	Topspeed	laptime	pit
1		116.7				90.8		2:35.406		5	46.451	120.3	1:13.140		29.688			2:29.279	
2	46.661	120.1	1:14.550		28.441	90.4		2:29.652		6	46.344	120.3				86.9		2:27.700	
3	45.893	121.1	1:13.357	127.6	28.562			2:27.812		7	45.289	120.7				91.9		2:25.664	
4	46.056	119.6	1:13.694		30.050	81.2		2:29.800		8	44.958	121.6	1:12.541	127.8	28.197	83.5		2:25.696	

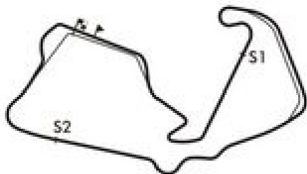
40 Lindsay O'Donnell (ST1)									Volvo S40										
lap	Sect-1	Speed	Sect-2	Speed	Sect-3	Speed	TopSpeed	laptime	pit	lap	Sect-1	Speed	Sect-2	Speed	Sect-3	Speed	Topspeed	laptime	pit
1		123.6	1:15.046	131.8	29.561	92.6		2:35.937		5	46.382	124.7	1:12.711	132.1	30.138	91.2		2:29.231	
2	47.184	124.5	1:12.915	131.3	28.646	93.2		2:28.745		6	47.259	121.6	1:13.123	129.6	29.492	93.1		2:29.874	
3	47.165	123.6	1:12.634	131.6	28.985	92.1		2:28.784		7	46.417	125.7	1:13.269	130.1	29.152	95.1		2:28.838	
4	46.053	126.4	1:13.395	130.8	29.389	93.7		2:28.837		8	46.877	122.5	1:15.093	131.8	28.881	89.4		2:30.851	

42 Gianfranco Brancatelli (GA2)									BMW M3										
lap	Sect-1	Speed	Sect-2	Speed	Sect-3	Speed	TopSpeed	laptime	pit	lap	Sect-1	Speed	Sect-2	Speed	Sect-3	Speed	Topspeed	laptime	pit
1		121.4	1:13.024	134.5	27.043	93.6		2:28.556		5	44.953	126.9	1:12.175	131.3	27.969	90.4		2:25.097	
2	44.760	123.4	1:12.626	134.5	27.667	92.3		2:25.053		6	45.540	125.7	1:11.874	132.6	27.716	86.5		2:25.130	
3	45.015	128.1	1:12.197	133.4	26.993	90.4		2:24.205		7	44.958	126.9	1:12.334	132.4	27.175	91.4		2:24.467	
4	45.366	126.6	1:12.083	130.1	27.876	90.4		2:25.325		8	45.146	126.4	1:11.928	131.8	27.351	90.9		2:24.425	

44 Guy Minshaw (ST1)									Audi A4										
lap	Sect-1	Speed	Sect-2	Speed	Sect-3	Speed	TopSpeed	laptime	pit	lap	Sect-1	Speed	Sect-2	Speed	Sect-3	Speed	Topspeed	laptime	pit
1		119.4	1:13.288	127.1	27.058	93.5		2:28.798		5	44.472	125.7	1:10.201	127.8	26.556	95.7		2:21.229	
2	44.771	126.6	1:11.512	128.8	26.691	96.1		2:22.974		6	44.303	122.9	1:10.462	127.6	26.538	95.3		2:21.303	
3	44.311	124.7	1:10.250	128.1	26.785	94.4		2:21.346		7	44.268	125.9	1:10.432	127.6	26.617	94.5		2:21.317	
4	44.203	125.4	1:10.981	127.8	28.249	92.2		2:23.433		8	43.845	126.9	1:10.548	126.9	26.242	95.5		2:20.635	

53 Mark Hazell (ST1)									BMW										
lap	Sect-1	Speed	Sect-2	Speed	Sect-3	Speed	TopSpeed	laptime	pit	lap	Sect-1	Speed	Sect-2	Speed	Sect-3	Speed	Topspeed	laptime	pit
1		121.6	1:12.892	131.6	27.000	92.9		2:27.924		5	44.746	124.5	1:11.233	128.3	27.155	93.9		2:23.134	
2	45.078	124.3	1:11.660	130.8	26.910	90.7		2:23.648		6	44.516	124.5	1:11.416	129.3	27.779	94.4		2:23.711	
3	44.842	125.0	1:11.768	132.1	26.637	96.3		2:23.247		7	44.699	125.0	1:12.058	129.8	27.219	92.3		2:23.976	
4	44.519	126.1	1:12.522	128.1	28.373	90.9		2:25.414		8	44.762	124.7	1:11.783	130.1	27.647	92.9		2:24.192	

60 Mark Wright (GA1)									Ford Sierra										
lap	Sect-1	Speed	Sect-2	Speed	Sect-3	Speed	TopSpeed	laptime	pit	lap	Sect-1	Speed	Sect-2	Speed	Sect-3	Speed	Topspeed	laptime	pit
1		106.9	1:20.227	125.7	29.327	83.6		2:42.798		3	47.218	117.9	1:26.332	132.6				2:54.090	
2	47.815	113.7	1:46.732	78.5	31.875	84.7		3:06.422		4									



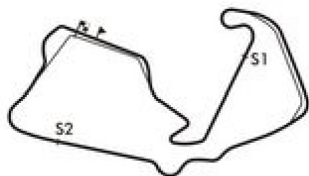
**Session Start: 16:20:45 - Finish: 16:38:57**  
**Weather/Track Conditions: Bright / Dry**  
**Circuit: Silverstone Historic Grand Prix**  
**Track Length: 5.857 Km - 3.6394 miles**

# Silverstone Classic - 29 - 31 Jul 2016

## JET Super Touring Car Trophy

### Race 18 - Sector Analysis

61 Tom Houlbrook (GA2)									BMW E30 M3								
lap	Sect-1	Speed	Sect-2	Speed	Sect-3	Speed	TopSpeed	laptime pit	lap	Sect-1	Speed	Sect-2	Speed	Sect-3	Speed	Topspeed	laptime pit
1		91.4	1:30.431	94.7				3:03.268	2								
67 Tony Absolom (ST2)									Vauxhall Cavalier								
1		121.4	1:14.389	129.6	27.986	91.6		2:32.281	5	46.489	123.1	1:14.768	124.5	28.846	90.2		2:30.103
2	45.214	124.7	1:13.501	129.1	27.728	92.9		2:26.443	6	46.307	123.1	1:13.876	126.9	29.115	89.8		2:29.298
3	45.286	126.4	1:13.531	129.8	26.956	93.5		2:25.773	7	45.408	124.5	1:13.424	127.1	28.362	91.2		2:27.194
4	50.141	123.4	1:13.284	126.9	37.119	87.4		2:40.544	8	45.768	122.7	1:13.761	126.4	28.479	90.4		2:28.008
68 Scott O'Donnell (ST3)									Ford Mondeo								
1		119.6	1:14.656	131.1	29.726	90.2		2:34.558	5	45.906	123.8	1:13.335	131.1	30.767	91.1		2:30.008
2	46.149	122.7	1:14.014	130.8	28.304	91.8		2:28.467	6	46.130	124.7	1:13.439	131.6	30.521	93.1		2:30.090
3	46.463	123.6	1:14.054	131.6	28.459	91.9		2:28.976	7	45.351	125.9	1:12.805	133.2	29.887	92.8		2:28.043
4	46.211	122.5	1:13.156	132.4	29.440	92.1		2:28.807	8	45.194	125.2	1:13.367	129.1	29.604	91.6		2:28.165
79 Mark Jones (ST1)									Renault Laguna								
1		128.1	1:12.135	134.8	26.242	98.4		2:24.799	5	44.901	129.6	1:09.081	135.6	27.564	94.1		2:21.546
2	44.350	126.6	1:12.017	134.8	26.219	97.7		2:22.586	6	43.839	128.6	1:08.840	134.8	26.653	97.5		2:19.332
3	43.950	127.3	1:11.265	134.8	26.286	98.1		2:21.501	7	42.771	130.6	1:09.141	134.8	27.462	95.7		2:19.374
4	43.217	130.6	1:10.037	135.8	28.224	92.9		2:21.478	8	43.848	129.3	1:10.523	133.2	26.332	96.4		2:20.703
88 Warren Good (ST3)									BMW 318								
1		112.6	1:19.871	121.1	30.814	79.7		2:43.994	5	51.612	113.7	1:22.682	120.7	31.546	84.0		2:45.840
2	50.676	113.9	1:22.797	120.1	30.921	83.6		2:44.394	6	50.652	110.4	1:21.071	121.1	32.219	85.3		2:43.942
3	51.538	114.7	1:22.167	119.6	30.863	83.5		2:44.568	7	52.266	113.2	1:22.438	116.5	32.300	84.6		2:47.004
4	51.189	114.3	1:21.935	110.6	34.468	81.6		2:47.592	8								
97 Neil Smith (ST1)									Alfa Romeo 156								
1		129.6	1:11.765	136.4	27.494	87.7		2:23.551	5	42.392	129.1	1:08.956	134.5	28.233	98.8		2:19.581
2	45.366	127.6	1:10.334	135.3	25.860	98.1		2:21.560	6	43.699	128.8	1:08.830	135.8	27.670	96.6		2:20.199
3	42.811	129.8	1:09.126	136.1	25.643	98.5		2:17.580	7	43.870	126.4	1:09.006	135.6	27.861	91.1		2:20.737
4	42.566	130.8	1:08.222	136.4	26.968	98.3		2:17.756	8	42.743	129.6	1:08.167	135.3	26.828	100.0		2:17.738



**Session Start: 16:20:45 - Finish: 16:38:57**  
**Weather/Track Conditions: Bright / Dry**  
**Circuit: Silverstone Historic Grand Prix**  
**Track Length: 5.857 Km - 3.6394 miles**

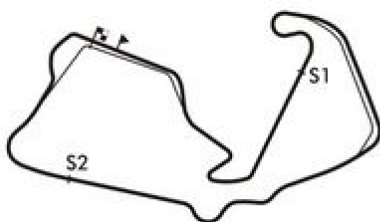


# Silverstone Classic - 29 - 31 Jul 2016

## JET Super Touring Car Trophy

### Race 18 - Best Sector Times

POS	NO	DRIVER/S	Sector 1			Sector 2			Sector 3			IDEAL LAP	BEST LAP	On
			TIME	LAP	POS	TIME	LAP	POS	TIME	LAP	POS			
1	18	Colin Noble Jnr	41.595	5	1	1:07.823	5	2	25.073	3	1	2:14.491	<b>2:14.970</b>	<b>3</b>
2	3	James Dodd	41.858	5	2	1:07.529	6	1	25.190	7	2	2:14.577	<b>2:15.145</b>	<b>5</b>
3	97	Neil Smith	42.392	5	3	1:08.167	8	3	25.643	3	3	2:16.202	<b>2:17.580</b>	<b>3</b>
4	9	Jason Minshaw	42.780	3	5	1:08.690	6	4	25.781	3	4	2:17.251	<b>2:17.890</b>	<b>3</b>
5	79	Mark Jones	42.771	7	4	1:08.840	6	5	26.219	2	7	2:17.830	<b>2:19.332</b>	<b>6</b>
6	2	Paul Smith	43.302	3	6	1:09.297	7	6	25.964	7	5	2:18.563	<b>2:18.626</b>	<b>7</b>
7	4	Graeme Dodd	43.496	5	8	1:10.328	7	10	26.424	3	9	2:20.248	<b>2:20.782</b>	<b>3</b>
8	6	Dave Jarman	43.313	4	7	1:09.816	6	7	25.975	3	6	2:19.104	<b>2:20.240</b>	<b>3</b>
9	15	Craig Davies	43.827	7	10	1:10.217	7	9	26.675	8	11	2:20.719	<b>2:20.803</b>	<b>7</b>
10	44	Guy Minshaw	43.845	8	11	1:10.201	5	8	26.242	8	8	2:20.288	<b>2:20.635</b>	<b>8</b>
11	53	Mark Hazell	44.516	6	12	1:11.233	5	11	26.637	3	10	2:22.386	<b>2:23.134</b>	<b>5</b>
12	42	Gianfranco Brancatelli	44.760	2	15	1:11.874	6	12	26.993	3	15	2:23.627	<b>2:24.205</b>	<b>3</b>
13	25	Tony Longhurst	44.542	5	13	1:12.407	7	14	26.918	6	13	2:23.867	<b>2:24.137</b>	<b>6</b>
14	8	Darren Fielding	44.619	8	14	1:11.945	6	13	27.010	7	16	2:23.574	<b>2:24.246</b>	<b>6</b>
15	33	Stuart Hall	44.958	8	16	1:12.541	8	15	28.197	8	18	2:25.696	<b>2:25.664</b>	<b>7</b>
16	27	Rick Wood	45.320	8	19	1:12.693	7	18	27.886	2	17	2:25.899	<b>2:26.593</b>	<b>7</b>
17	68	Scott O'Donnell	45.194	8	17	1:12.805	7	19	28.304	2	19	2:26.303	<b>2:28.043</b>	<b>7</b>
18	67	Tony Absolom	45.214	2	18	1:13.284	4	20	26.956	3	14	2:25.454	<b>2:25.773</b>	<b>3</b>
19	40	Lindsay O'Donnell	46.053	4	20	1:12.634	3	17	28.646	2	20	2:27.333	<b>2:28.745</b>	<b>2</b>
20	88	Warren Good	50.652	6	22	1:19.871	1	21	30.814	1	23	2:41.337	<b>2:43.942</b>	<b>6</b>
21	60	Mark Wright	47.218	3	21	1:20.227	1	22	29.327	1	22	2:36.772	<b>2:42.798</b>	<b>1</b>
22	14	James Hanson	43.618	2	9	1:12.558	1	16	26.695	1	12	2:22.871	<b>2:26.516</b>	<b>1</b>
23	19	Dave Coyne							28.932	1	21		<b>2:34.287</b>	<b>1</b>
24	61	Tom Houlbrook	58.118	1	23	1:30.431	1	23	54.341	0	24	3:22.890		



**Session Start: 16:20:45 - Finish: 16:38:57**

**Weather/Track Conditions: Bright / Dry**

**Circuit: Silverstone Historic Grand Prix**

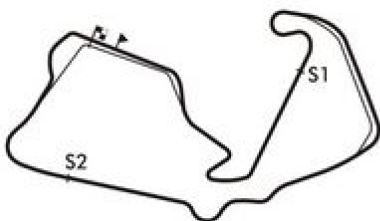
**Track Length: 5.857 Km - 3.6394 miles**

# Silverstone Classic - 29 - 31 Jul 2016

## JET Super Touring Car Trophy

### Race 18 - Best Sector Speeds

	NO	SECTOR 1	MPH	NO	SECTOR 2	MPH	NO	SECTOR 3	MPH
1	15	Craig Davies	133.4	15	Craig Davies	142.2	3	James Dodd	100.9
2	18	Colin Noble Jnr	133.4	3	James Dodd	139.8	9	Jason Minshaw	100.0
3	3	James Dodd	132.6	18	Colin Noble Jnr	138.7	97	Neil Smith	100.0
4	97	Neil Smith	130.8	97	Neil Smith	136.4	18	Colin Noble Jnr	99.9
5	79	Mark Jones	130.6	9	Jason Minshaw	135.8	4	Graeme Dodd	98.5
6	4	Graeme Dodd	129.8	79	Mark Jones	135.8	79	Mark Jones	98.4
7	14	James Hanson	129.6	6	Dave Jarman	134.8	15	Craig Davies	98.3
8	9	Jason Minshaw	129.1	4	Graeme Dodd	134.5	2	Paul Smith	97.1
9	42	Gianfranco Brancatelli	128.1	42	Gianfranco Brancatelli	134.5	6	Dave Jarman	97.1
10	6	Dave Jarman	127.8	68	Scott O'Donnell	133.2	53	Mark Hazell	96.3
11	44	Guy Minshaw	126.9	14	James Hanson	132.6	44	Guy Minshaw	96.1
12	2	Paul Smith	126.6	60	Mark Wright	132.6	25	Tony Longhurst	95.3
13	40	Lindsay O'Donnell	126.4	40	Lindsay O'Donnell	132.1	40	Lindsay O'Donnell	95.1
14	67	Tony Absolom	126.4	53	Mark Hazell	132.1	14	James Hanson	94.7
15	53	Mark Hazell	126.1	2	Paul Smith	131.6	8	Darren Fielding	93.6
16	68	Scott O'Donnell	125.9	8	Darren Fielding	129.8	42	Gianfranco Brancatelli	93.6
17	8	Darren Fielding	123.8	25	Tony Longhurst	129.8	67	Tony Absolom	93.5
18	27	Rick Wood	123.8	67	Tony Absolom	129.8	27	Rick Wood	93.3
19	25	Tony Longhurst	123.6	44	Guy Minshaw	128.8	68	Scott O'Donnell	93.1
20	33	Stuart Hall	121.6	27	Rick Wood	128.6	33	Stuart Hall	91.9
21	60	Mark Wright	117.9	33	Stuart Hall	127.8	88	Warren Good	85.3
22	88	Warren Good	114.7	88	Warren Good	121.1	19	Dave Coyne	85.2
23	61	Tom Houlbrook	91.4	61	Tom Houlbrook	94.7	60	Mark Wright	84.7
24	19	Dave Coyne	0.0	19	Dave Coyne	0.0	61	Tom Houlbrook	54.9



**Session Start: 16:20:45 - Finish: 16:38:57**  
**Weather/Track Conditions: Bright / Dry**  
**Circuit: Silverstone Historic Grand Prix**  
**Track Length: 5.857 Km - 3.6394 miles**

# Silverstone Classic - 29 - 31 Jul 2016

## JET Super Touring Car Trophy

### Race 18 - Lap Chart

Lap 1			Lap 2			Lap 3			Lap 4			Lap 5			Lap 6		
NO	Behind	Laptime	NO	Behind	Laptime	NO	Behind	Laptime	NO	Behind	Laptime	NO	Behind	Laptime	NO	Behind	Laptime
18		2:18.446	18		2:17.276	18		2:14.970	18		2:15.426	18		2:15.377	3		2:15.753
3	0.387	2:18.833	3	0.597	2:17.486	3	1.879	2:16.252	3	2.226	2:15.773	3	1.994	2:15.145	18	0.620	2:18.367
9	4.429	2:22.875	9	6.825	2:19.672	9	9.745	2:17.890	9	12.875	2:18.556	9	18.120	2:20.622	88	1 LAP	2:45.840
4	4.998	2:23.444	4	9.117	2:21.395	97	11.999	2:17.580	97	14.329	2:17.756	97	18.533	2:19.581	9	19.885	2:19.512
97	5.105	2:23.551	97	9.389	2:21.560	4	14.929	2:20.782	4	21.158	2:21.655	4	26.758	2:20.977	97	20.985	2:20.199
2	5.296	2:23.742	79	11.663	2:22.586	2	17.172	2:20.074	2	24.043	2:22.297	2	30.351	2:21.685	4	29.872	2:20.861
79	6.353	2:24.799	2	12.068	2:24.048	79	18.194	2:21.501	79	24.246	2:21.478	79	30.415	2:21.546	79	32.000	2:19.332
15	7.270	2:25.716	15	13.072	2:23.078	6	19.623	2:20.240	6	25.693	2:21.496	6	32.762	2:22.446	2	34.117	2:21.513
14	8.070	2:26.516	6	14.353	2:22.491	15	21.858	2:23.756	15	29.333	2:22.901	15	35.851	2:21.895	6	36.204	2:21.189
6	9.138	2:27.584	53	15.850	2:23.648	44	22.426	2:21.346	44	30.433	2:23.433	44	36.285	2:21.229	15	39.603	2:21.499
53	9.478	2:27.924	44	16.050	2:22.974	53	24.127	2:23.247	53	34.115	2:25.414	53	41.872	2:23.134	44	39.841	2:21.303
42	10.110	2:28.556	42	17.887	2:25.053	42	27.122	2:24.205	42	37.021	2:25.325	42	46.741	2:25.097	53	47.836	2:23.711
44	10.352	2:28.798	8	22.215	2:27.282	25	33.409	2:25.654	25	44.689	2:26.706	25	54.337	2:25.025	42	54.124	2:25.130
8	12.209	2:30.655	14	22.332	2:31.538	67	33.805	2:25.773	8	45.826	2:26.223	8	55.012	2:24.563	25	1:00.727	2:24.137
25	12.917	2:31.363	25	22.725	2:27.084	8	35.029	2:27.784	68	54.690	2:28.807	27	1:08.625	2:29.078	8	1:01.511	2:24.246
67	13.835	2:32.281	67	23.002	2:26.443	68	41.309	2:28.976	27	54.924	2:28.571	68	1:09.321	2:30.008	27	1:18.408	2:27.530
19	15.841	2:34.287	68	27.303	2:28.467	27	41.779	2:28.967	40	56.185	2:28.837	40	1:10.039	2:29.231	33	1:20.407	2:27.700
68	16.112	2:34.558	27	27.782	2:28.515	33	42.178	2:27.812	33	56.552	2:29.800	33	1:10.454	2:29.279	68	1:21.664	2:30.090
27	16.543	2:34.989	40	28.960	2:28.745	40	42.774	2:28.784	67	58.923	2:40.544	67	1:13.649	2:30.103	40	1:22.166	2:29.874
33	16.960	2:35.406	33	29.336	2:29.652	88	1:22.264	2:44.568	88	1:54.430	2:47.592				67	1:25.200	2:29.298
40	17.491	2:35.937	88	52.666	2:44.394	60	1:52.618	2:54.090									
60	24.352	2:42.798	60	1:13.498	3:06.422												
88	25.548	2:43.994															
61	44.822	3:03.268															

**Session Start: 16:20:45 - Finish: 16:38:57**  
**Weather/Track Conditions: Bright / Dry**  
**Circuit: Silverstone Historic Grand Prix**  
**Track Length: 5.857 Km - 3.6394 miles**

# Silverstone Classic - 29 - 31 Jul 2016

## JET Super Touring Car Trophy

### Race 18 - Lap Chart

Lap 7			Lap 8		
NO	Behind	Laptime	NO	Behind	Laptime
3		2:15.593	18		2:16.476
18	0.553	2:15.526	3	6.170	2:23.199
9	25.672	2:21.380	97	26.838	2:17.738
97	26.129	2:20.737	9	27.308	2:18.665
4	35.484	2:21.205	79	39.455	2:20.703
88	1 LAP	2:43.942	2	40.100	2:19.979
79	35.781	2:19.374	4	41.117	2:22.662
2	37.150	2:18.626	6	47.469	2:21.643
6	42.855	2:22.244	15	48.908	2:21.124
15	44.813	2:20.803	44	49.171	2:20.635
44	45.565	2:21.317	53	1:03.382	2:24.192
53	56.219	2:23.976	88	1 LAP	2:47.004
42	1:02.998	2:24.467	42	1:10.394	2:24.425
25	1:09.361	2:24.227	25	1:17.317	2:24.985
8	1:10.253	2:24.335	8	1:18.053	2:24.829
27	1:29.408	2:26.593	33	1:39.145	2:25.696
33	1:30.478	2:25.664	27	1:39.616	2:27.237
68	1:34.114	2:28.043	68	1:45.250	2:28.165
40	1:35.411	2:28.838	67	1:47.780	2:28.008
67	1:36.801	2:27.194	40	1:49.233	2:30.851

Session Start: 16:20:45 - Finish: 16:38:57  
Weather/Track Conditions: Bright / Dry  
Circuit: Silverstone Historic Grand Prix  
Track Length: 5.857 Km - 3.6394 miles



## Silverstone Classic - 29 - 31 Jul 2016

### Maserati Trophy for HGPCA Pre '66 Grand Prix Cars Race 19 - Classification

Sheet No:

POS	NO	DRIVER/S	CLASS	CLASS POS	CAR MAKE / MODEL	TIME	LAPS	GAP	DIFF	MPH	BEST	ON
1	122	Peter Horsman	12	1	Lotus 18/21	16:37.668	7	-- 7 laps --		91.93	2:21.314	2
2	2	Rod Jolley	7B	1	Cooper T45/51	16:53.995	7	16.327	16.327	90.44	2:23.077	4
3	25	Tony Wood	7A	1	Maserati Tec Mec	17:03.669	7	26.001	9.674	89.59	2:24.198	3
4	66	Sid Hoole	11	1	Cooper T66	17:06.826	7	29.158	3.157	89.32	2:25.670	6
5	27	Ed Morris	10	1	Lotus 18	17:12.565	7	34.897	5.739	88.82	2:25.652	5
6	4	Andrew Beaumont	11	2	Lotus 24	17:34.358	7	56.690	21.793	86.98	2:25.134	6
7	26	Peter Mullen	11	3	BRM P261	17:45.371	7	1:07.703	11.013	86.08	2:28.185	6
8	77	Geraint Owen	8	1	Kurtis 500C	17:48.383	7	1:10.715	3.012	85.84	2:30.892	6
9	22	Steve Hart	6	1	Maserati 250F	17:51.696	7	1:14.028	3.313	85.58	2:31.186	6
10	56	Martin Halusa	6	2	Maserati 250F	17:54.546	7	1:16.878	2.850	85.35	2:31.141	3
11	29	Nick Fennell	11	4	Lotus 25	18:07.062	7	1:29.394	12.516	84.36	2:24.160	6
12	71	Alan Baillie	10	2	Cooper T71/73	18:21.536	7	1:43.868	14.474	83.26	2:32.022	5
13	14	Richard Wilson	7B	2	Cooper T51	18:24.210	7	1:46.542	2.674	83.05	2:30.653	7
14	36	Tony Best	10	3	Lotus 21	18:27.867	7	1:50.199	3.657	82.78	2:33.882	7
15	19	Paul Grant	5	1	Cooper Bristol Mk2	18:30.977	7	1:53.309	3.110	82.55	2:35.913	5
16	75	Eddie McGuire	5	2	Cooper Mk1	18:31.646	7	1:53.978	0.669	82.50	2:35.477	6
17	248	Klaus Lehr	6	3	Maserati 250F	18:32.498	7	1:54.830	0.852	82.44	2:35.121	6
18	21	Ian Nuthall	5	3	Alta F2	18:37.751	7	2:00.083	5.253	82.05	2:36.041	6
19	35	Richard Tarling	10	4	Assegai F1	18:41.118	7	2:03.450	3.367	81.80	2:23.263	6
20	28	Anthony Goddard	10	5	Cooper Alfa T56/69	18:42.275	7	2:04.607	1.157	81.72	2:34.555	6
21	9	Steve Russell	5	4	Cooper Bristol Mk2	18:46.295	7	2:08.627	4.020	81.42	2:38.227	7
22	34	John Bussey	7C	1	Cooper T43	18:56.073	7	2:18.405	9.778	80.72	2:38.869	6
23	23	Barry Wood	5	5	Cooper Bristol Mk1	18:56.736	7	2:19.068	0.663	80.68	2:38.936	6
24	40	Doug Mockett	10	6	Cooper T53	18:57.044	7	2:19.376	0.308	80.65	2:36.197	4
25	33	Chris Phillips	5	6	Cooper Bristol Mk2	19:13.233	7	2:35.565	16.189	79.52	2:39.237	4
26	41	Brian Maile	7C	2	Cooper T41	17:27.403	6	-- 6 laps --	1:00.377	75.05	2:52.339	4
27	110	Francesco Baldanza	10	7	Lola Mk3	17:45.696	6	18.293	18.293	73.76	2:50.953	6
28	30	Helmut Gassmann	6	4	Connaught B Type	17:46.875	6	19.472	1.179	73.68	2:53.532	6
29	5	Richard Pilkington	2	1	Talbot T26 SS	18:04.744	6	37.341	17.869	72.46	2:56.692	4
30	20	Julia De Baldanza	5	7	Alta F1	16:55.113	5	-- 5 laps --	1:50.291	64.53	3:07.942	3

----- NOT CLASSIFIED -----

DNF 129	Paul Woolley	11		Scirocco BRM F1	16:33.116	6	-- 6 laps --			79.15	2:37.413	4
DNF 51	Matteo Maria Tullio	12		Cooper T51	11:03.829	4	-- 4 laps --	20.241		78.95	2:27.972	2
DNF 10	Will Nuthall	7B		Cooper T53	4:55.120	2	-- 2 laps --			88.79	2:24.792	1
DNF 61	Rainer Ott	12		Cooper T53	6:09.575	2	1:14.455	1:14.455		70.90	2:41.870	1
DNF 3	Barry Cannell	7B		Cooper T51	2:42.268	1	-- 1 laps --	0.398		80.74		
DNF 99	John Evans	12		Brabham BT4	3:24.637	1	42.369	42.369		64.02		
DNF 15	Marc Valvekens	8		Aston DBR4/4								
DNF 31	Guillermo Fierro	6		Maserati 250F								

Cars 7, 11, 32, 42, 43, 45, 52 - Non Starters in restarted race.  
Car 24 - Non Starter

Session Start: 17:20:54 - Finish: 17:37:27  
Weather/Track Conditions: Bright / Dry  
Circuit: Silverstone Historic Grand Prix  
Track Length: 5.857 Km - 3.6394 miles

These results are provisional until the conclusion of any judicial and technical matters.

Clerk of the Course:

Timekeeper:

Issued at:



**Silverstone Classic - 29 - 31 Jul 2016**

**Maserati Trophy for HGPCA Pre '66 Grand Prix Cars**  
**Race 19 - Classification**

**Sheet No:**

----- FASTEST LAP SUMMARY -----

NO	DRIVER/S	CLASS	CAR MAKE / MODEL	FASTEST LAP	ON	MPH
122	Peter Horsman	12	Lotus 18/21	2:21.314	2	92.71
2	Rod Jolley	7B	Cooper T45/51	2:23.077	4	91.57
35	Richard Tarling	10	Assegai F1	2:23.263	6	91.45
29	Nick Fennell	11	Lotus 25	2:24.160	6	90.88
25	Tony Wood	7A	Maserati Tec Mec	2:24.198	3	90.86
77	Geraint Owen	8	Kurtis 500C	2:30.892	6	86.83
56	Martin Halusa	6	Maserati 250F	2:31.141	3	86.69
75	Eddie McGuire	5	Cooper Mk1	2:35.477	6	84.27
34	John Bussey	7C	Cooper T43	2:38.869	6	82.47
5	Richard Pilkington	2	Talbot T26 SS	2:56.692	4	74.15

Cars 7, 11, 32, 42, 43, 45, 52 - Non Starters in restarted race.  
Car 24 - Non Starter

**Session Start: 17:20:54 - Finish: 17:37:27**  
**Weather/Track Conditions: Bright / Dry**  
**Circuit: Silverstone Historic Grand Prix**  
**Track Length: 5.857 Km - 3.6394 miles**

These results are provisional until the conclusion of any judicial and technical matters.

Clerk of the Course:

Timekeeper:

Issued at:

# Silverstone Classic - 29 - 31 Jul 2016

## Maserati Trophy for HGPCA Pre '66 Grand Prix Cars

### Race 19 - Sector Analysis

2 Rod Jolley (7B)									Cooper T45/51										
lap	Sect-1	Speed	Sect-2	Speed	Sect-3	Speed	TopSpeed	laptime	pit	lap	Sect-1	Speed	Sect-2	Speed	Sect-3	Speed	Topspeed	laptime	pit
1				140.4	27.550	95.9		2: 27.754		5	44.575	131.1	1: 11.370	140.1	28.496	95.2		2: 24.441	
2	44.352	131.1	1: 11.502	140.7	27.761	95.5		2: 23.615		6	45.970	131.6	1: 12.326	141.0	27.658	96.8		2: 25.954	
3	44.480	127.8	1: 11.238	130.8	28.416	95.3		2: 24.134		7	44.720	131.8	1: 11.407	140.7	28.893	86.0		2: 25.020	
4	44.215	131.3	1: 11.191	139.8	27.671	94.3		2: 23.077		8									

3 Barry Cannell (7B)									Cooper T51										
lap	Sect-1	Speed	Sect-2	Speed	Sect-3	Speed	TopSpeed	laptime	pit	lap	Sect-1	Speed	Sect-2	Speed	Sect-3	Speed	Topspeed	laptime	pit
1				100.9				2: 42.268		2									

4 Andrew Beaumont (11)									Lotus 24										
lap	Sect-1	Speed	Sect-2	Speed	Sect-3	Speed	TopSpeed	laptime	pit	lap	Sect-1	Speed	Sect-2	Speed	Sect-3	Speed	Topspeed	laptime	pit
1		123.8	1: 16.605	133.9	28.294	93.9		2: 45.593		5	46.757	122.9	1: 12.707	131.3	27.385	90.6		2: 26.849	
2	45.156	125.9	1: 13.756	132.4	28.343	92.8		2: 27.255		6	45.426	122.7	1: 12.043	132.4	27.665	90.7		2: 25.134	
3	46.770	119.0	1: 14.685	135.8	29.147	90.0		2: 30.602		7	46.081	125.2	1: 13.398	131.3	27.913	89.4		2: 27.392	
4	46.626	121.4	1: 15.175	130.8	29.732	90.4		2: 31.533		8									

5 Richard Pilkington (2)									Talbot T26 SS										
lap	Sect-1	Speed	Sect-2	Speed	Sect-3	Speed	TopSpeed	laptime	pit	lap	Sect-1	Speed	Sect-2	Speed	Sect-3	Speed	Topspeed	laptime	pit
1		94.9	1: 31.569	99.6	33.936	75.8		3: 11.702		4	54.636	96.1	1: 28.516	101.2	33.540	76.5		2: 56.692	
2	56.532	92.7	1: 29.204	100.2	33.469	77.4		2: 59.205		5	56.649	93.6	1: 29.946	100.3	33.775	76.9		3: 00.370	
3	54.913	94.8	1: 29.045	100.2	32.895	77.8		2: 56.853		6	56.643	94.1	1: 29.748	100.3	33.531	76.1		2: 59.922	

9 Steve Russell (5)									Cooper Bristol Mk2										
lap	Sect-1	Speed	Sect-2	Speed	Sect-3	Speed	TopSpeed	laptime	pit	lap	Sect-1	Speed	Sect-2	Speed	Sect-3	Speed	Topspeed	laptime	pit
1		112.2	1: 20.043	119.4	30.596	84.3		2: 53.096		5	49.047	110.9	1: 19.544	119.8	30.009	81.1		2: 38.600	
2	49.270	114.5	1: 19.724	119.2	30.108	82.1		2: 39.102		6	49.323	112.4	1: 19.559	116.9	30.201	84.5		2: 39.083	
3	49.463	114.1	1: 20.090	117.3	30.063	81.8		2: 39.616		7	49.285	112.2	1: 18.872	117.9	30.070	79.8		2: 38.227	
4	49.597	113.2	1: 19.193	118.8	29.781	85.6		2: 38.571		8									

10 Will Nuthall (7B)									Cooper T53										
lap	Sect-1	Speed	Sect-2	Speed	Sect-3	Speed	TopSpeed	laptime	pit	lap	Sect-1	Speed	Sect-2	Speed	Sect-3	Speed	Topspeed	laptime	pit
1				138.4	27.067	97.8		2: 24.792		2	43.978	122.0	1: 10.131	140.1				2: 30.328	

14 Richard Wilson (7B)									Cooper T51										
lap	Sect-1	Speed	Sect-2	Speed	Sect-3	Speed	TopSpeed	laptime	pit	lap	Sect-1	Speed	Sect-2	Speed	Sect-3	Speed	Topspeed	laptime	pit
1		96.4	1: 20.504	115.3	32.078	87.0		2: 57.188		5	47.648	109.1	1: 18.669	120.9	29.743	94.1		2: 36.060	
2	48.425	115.1	1: 17.714	120.5	30.784	92.3		2: 36.923		6	46.793	113.4	1: 16.661	132.1	29.314	92.2		2: 32.768	
3	47.608	122.9	1: 15.915	122.5	31.066	89.6		2: 34.589		7	47.060	109.7	1: 14.318	127.1	29.275	91.4		2: 30.653	
4	48.031	118.8	1: 16.503	125.7	31.495	92.2		2: 36.029		8									

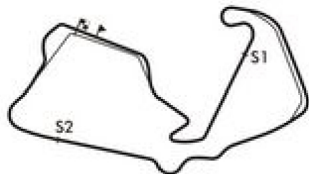
15 Marc Valvekens (8)									Aston DBR4/4										
lap	Sect-1	Speed	Sect-2	Speed	Sect-3	Speed	TopSpeed	laptime	pit	lap	Sect-1	Speed	Sect-2	Speed	Sect-3	Speed	Topspeed	laptime	pit

19 Paul Grant (5)									Cooper Bristol Mk2										
lap	Sect-1	Speed	Sect-2	Speed	Sect-3	Speed	TopSpeed	laptime	pit	lap	Sect-1	Speed	Sect-2	Speed	Sect-3	Speed	Topspeed	laptime	pit
1				118.1	29.643	86.8		2: 45.224		5	48.568	111.8	1: 18.014	117.1	29.331	85.1		2: 35.913	
2	51.205	107.0	1: 19.002	116.9	30.246	84.8		2: 40.453		6	48.540	112.0	1: 18.372	117.3	29.937	84.8		2: 36.849	
3	49.096	108.9	1: 19.000	117.5	30.440	84.1		2: 38.536		7	48.972	107.9	1: 18.215	117.5	29.213	86.5		2: 36.400	
4	49.120	113.9	1: 17.966	116.5	30.516	85.1		2: 37.602		8									

20 Julia De Baldanza (5)									Alfa F1										
lap	Sect-1	Speed	Sect-2	Speed	Sect-3	Speed	TopSpeed	laptime	pit	lap	Sect-1	Speed	Sect-2	Speed	Sect-3	Speed	Topspeed	laptime	pit
1		86.4	1: 36.041	99.1	37.082	74.3		4: 11.040		4	57.395	94.4	1: 34.156	89.0	39.691	73.7		3: 11.242	
2	59.037	89.2	1: 35.130	93.1	38.178	75.1		3: 12.345		5	1: 00.400	87.4	1: 34.063	96.4	38.081	67.1		3: 12.544	
3	57.749	96.6	1: 33.631	93.6	36.562	74.0		3: 07.942		6									



Session Start: 17:20:54 - Finish: 17:37:27

Weather/Track Conditions:

Circuit: Silverstone Historic Grand Prix

Track Length: 5.857 Km - 3.6394 miles

# Silverstone Classic - 29 - 31 Jul 2016

## Maserati Trophy for HGPCA Pre '66 Grand Prix Cars

### Race 19 - Sector Analysis

21 Ian Nuthall (5)									Alfa F2										
lap	Sect-1	Speed	Sect-2	Speed	Sect-3	Speed	TopSpeed	laptime	pit	lap	Sect-1	Speed	Sect-2	Speed	Sect-3	Speed	Topspeed	laptime	pit
1		112.0	1:20.049	119.8	28.898	83.6		2:50.037		5	49.236	109.8	1:18.683	116.5	28.967	86.5		2:36.886	
2	49.203	105.8	1:18.888	118.8	30.504	87.0		2:38.595		6	48.743	112.4	1:18.615	116.5	28.683	82.8		2:36.041	
3	49.081	114.3	1:19.791	117.1	29.819	86.6		2:38.691		7	49.403	110.6	1:18.706	114.9	29.278	73.3		2:37.387	
4	49.430	113.9	1:21.730	115.5	28.954	85.9		2:40.114		8									

22 Steve Hart (6)									Maserati 250F										
lap	Sect-1	Speed	Sect-2	Speed	Sect-3	Speed	TopSpeed	laptime	pit	lap	Sect-1	Speed	Sect-2	Speed	Sect-3	Speed	Topspeed	laptime	pit
1				132.1	29.525	90.6		2:40.127		5	47.528	119.0	1:15.670	133.9	29.022	91.9		2:32.220	
2	47.526	121.1	1:14.892	136.7	29.459	91.2		2:31.877		6	46.964	125.0	1:15.422	134.2	28.800	90.7		2:31.186	
3	46.949	124.7	1:14.990	137.8	29.412	86.7		2:31.351		7	47.356	122.9	1:14.597	133.4	30.046	88.4		2:31.999	
4	47.773	125.0	1:15.711	135.8	29.452	86.5		2:32.936		8									

23 Barry Wood (5)									Cooper Bristol Mk1										
lap	Sect-1	Speed	Sect-2	Speed	Sect-3	Speed	TopSpeed	laptime	pit	lap	Sect-1	Speed	Sect-2	Speed	Sect-3	Speed	Topspeed	laptime	pit
1				118.6	30.650	83.1		2:51.574		5	49.638	112.0	1:19.357	117.5	30.843	83.5		2:39.838	
2	50.005	111.5	1:21.423	113.9	32.377	83.2		2:43.805		6	49.448	114.7	1:19.211	114.5	30.277	84.8		2:38.936	
3	49.896	110.9	1:20.269	114.3	31.425	83.2		2:41.590		7	50.928	112.0	1:19.161	119.6	30.209	81.0		2:40.298	
4	50.071	112.4	1:19.831	118.1	30.793	83.4		2:40.695		8									

25 Tony Wood (7A)									Maserati Tec Mec										
lap	Sect-1	Speed	Sect-2	Speed	Sect-3	Speed	TopSpeed	laptime	pit	lap	Sect-1	Speed	Sect-2	Speed	Sect-3	Speed	Topspeed	laptime	pit
1				135.6	27.657	91.7		2:29.237		5	45.624	125.9	1:12.877	134.8	27.514	91.2		2:26.015	
2	44.574	129.3	1:12.093	135.0	27.648	91.1		2:24.315		6	46.039	125.4	1:13.432	134.8	27.546	91.7		2:27.017	
3	44.803	129.3	1:11.986	134.5	27.409	91.9		2:24.198		7	45.087	128.1	1:13.514	126.4	28.070	88.9		2:26.671	
4	45.074	126.9	1:13.108	132.1	28.034	89.8		2:26.216		8									

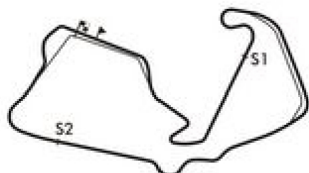
26 Peter Mullen (11)									BRM P261										
lap	Sect-1	Speed	Sect-2	Speed	Sect-3	Speed	TopSpeed	laptime	pit	lap	Sect-1	Speed	Sect-2	Speed	Sect-3	Speed	Topspeed	laptime	pit
1				128.1	29.100	91.2		2:40.668		5	47.577	123.1	1:14.009	128.6	27.756	89.8		2:29.342	
2	47.990	120.9	1:15.553	129.3	28.294	92.9		2:31.837		6	47.047	122.0	1:13.525	130.6	27.613	91.2		2:28.185	
3	47.573	118.4	1:15.196	129.6	28.663	90.6		2:31.432		7	47.090	121.8	1:15.713	125.9	29.633	80.8		2:32.436	
4	47.106	123.1	1:15.201	126.4	29.164	87.6		2:31.471		8									

27 Ed Morris (10)									Lotus 18										
lap	Sect-1	Speed	Sect-2	Speed	Sect-3	Speed	TopSpeed	laptime	pit	lap	Sect-1	Speed	Sect-2	Speed	Sect-3	Speed	Topspeed	laptime	pit
1				122.2	27.978	90.6		2:33.850		5	45.509	117.7	1:13.152	122.7	26.991	92.6		2:25.652	
2	45.777	117.5	1:13.732	121.6	27.838	90.6		2:27.347		6	45.097	118.4	1:15.186	122.5	27.019	91.9		2:27.302	
3	45.569	117.9	1:13.177	122.2	27.234	92.3		2:25.980		7	45.221	117.7	1:13.960	122.9	27.262	91.3		2:26.443	
4	45.435	117.9	1:13.318	122.0	27.238	91.9		2:25.991		8									

28 Anthony Goddard (10)									Cooper Alfa T56/69										
lap	Sect-1	Speed	Sect-2	Speed	Sect-3	Speed	TopSpeed	laptime	pit	lap	Sect-1	Speed	Sect-2	Speed	Sect-3	Speed	Topspeed	laptime	pit
1		102.3	1:23.486	119.8	31.252	84.4		3:02.847		5	48.998	102.5	1:17.371	120.7	30.176	89.4		2:36.545	
2	51.590	107.4	1:18.505	120.1	30.147	88.7		2:40.242		6	48.178	108.8	1:16.732	120.1	29.645	88.4		2:34.555	
3	48.669	99.0	1:18.018	121.6	30.116	89.2		2:36.803		7	48.182	109.1	1:16.600	123.6	30.223	85.5		2:35.005	
4	48.322	110.0	1:17.378	120.7	30.578	87.5		2:36.278		8									

29 Nick Fennell (11)									Lotus 25										
lap	Sect-1	Speed	Sect-2	Speed	Sect-3	Speed	TopSpeed	laptime	pit	lap	Sect-1	Speed	Sect-2	Speed	Sect-3	Speed	Topspeed	laptime	pit
1		105.7	1:17.435	129.6	29.747	82.7		3:01.386		5	45.353	125.7	1:12.592	131.8	27.613	92.2		2:25.558	
2	45.213	127.3	1:16.893	131.8	28.934	89.5		2:31.040		6	44.954	126.6	1:12.048	133.4	27.158	90.0		2:24.160	
3	46.226	125.4	1:16.046	128.8	30.105	90.8		2:32.377		7	45.396	127.1	1:12.284	135.8				2:45.288	
4	45.994	125.2	1:12.735	131.1	28.524	89.8		2:27.253		8									

30 Helmut Gassmann (6)									Connaught B Type										
lap	Sect-1	Speed	Sect-2	Speed	Sect-3	Speed	TopSpeed	laptime	pit	lap	Sect-1	Speed	Sect-2	Speed	Sect-3	Speed	Topspeed	laptime	pit
1		99.1	1:30.676	111.7	34.724	71.4		3:11.371		4	54.236	109.1	1:26.451	110.2	33.597	75.0		2:54.284	
2	55.865	109.1	1:27.315	107.4	35.123	76.1		2:58.303		5	55.134	110.9	1:26.026	114.7	32.851	77.7		2:54.011	
3	53.708	101.5	1:27.870	112.4	33.796	73.1		2:55.374		6	54.748	105.5	1:24.173	118.8	34.611	75.4		2:53.532	



Session Start: 17:20:54 - Finish: 17:37:27

Weather/Track Conditions:

Circuit: Silverstone Historic Grand Prix

Track Length: 5.857 Km - 3.6394 miles



# Silverstone Classic - 29 - 31 Jul 2016

## Maserati Trophy for HGPCA Pre '66 Grand Prix Cars

### Race 19 - Sector Analysis

<b>31</b> <b>Guillermo Fierro (6)</b>										Maserati 250F									
lap	Sect-1	Speed	Sect-2	Speed	Sect-3	Speed	TopSpeed	laptime	pit	lap	Sect-1	Speed	Sect-2	Speed	Sect-3	Speed	Topspeed	laptime	pit

<b>33</b> <b>Chris Phillips (5)</b>										Cooper Bristol Mk2										
lap	Sect-1	Speed	Sect-2	Speed	Sect-3	Speed	TopSpeed	laptime	pit	lap	Sect-1	Speed	Sect-2	Speed	Sect-3	Speed	Topspeed	laptime	pit	
1		97.7	1:23.375	117.5	31.846	78.8		3:01.214		5	50.225	109.1	1:19.421	118.1	30.096	82.0			2:39.742	
2	51.379	108.2	1:20.356	117.7	31.396	82.4		2:43.131		6	51.354	110.6	1:20.045	118.4	30.266	82.5			2:41.665	
3	52.031	106.2	1:20.188	118.4	29.818	82.0		2:42.037		7	52.110	93.6	1:22.164	113.2	31.933	73.4			2:46.207	
4	50.133	110.9	1:19.131	118.1	29.973	82.3		2:39.237		8										

<b>34</b> <b>John Bussey (7C)</b>										Cooper T43										
lap	Sect-1	Speed	Sect-2	Speed	Sect-3	Speed	TopSpeed	laptime	pit	lap	Sect-1	Speed	Sect-2	Speed	Sect-3	Speed	Topspeed	laptime	pit	
1				113.2	31.271	79.0		2:52.131		5	50.717	108.4	1:19.251	114.3	30.668	83.0			2:40.636	
2	50.197	109.7	1:21.430	115.1	31.948	79.6		2:43.575		6	49.854	108.9	1:19.026	113.7	29.989	81.8			2:38.869	
3	50.395	110.0	1:19.791	115.3	30.103	81.2		2:40.289		7	49.605	107.9	1:20.480	113.4	30.795	75.4			2:40.880	
4	49.756	108.8	1:19.539	113.2	30.398	79.9		2:39.693		8										

<b>35</b> <b>Richard Tarling (10)</b>										Assegai F1										
lap	Sect-1	Speed	Sect-2	Speed	Sect-3	Speed	TopSpeed	laptime	pit	lap	Sect-1	Speed	Sect-2	Speed	Sect-3	Speed	Topspeed	laptime	pit	
1				130.6	27.405	93.1		2:36.197		5	45.671	122.0	1:12.398	127.8	26.929	92.6			2:24.998	
2	44.874	124.3	1:12.341	123.6	27.244	92.4		2:24.459		6	44.766	123.1	1:11.790	129.8	26.707	92.2			2:23.263	
3	45.068	113.9	1:12.344	126.9	26.931	93.1		2:24.343		7	44.659	125.9	1:16.206	68.7	2:02.289	2.2			4:03.154	
4	45.225	123.6	1:12.366	127.8	27.113	90.4		2:24.704		8										

<b>36</b> <b>Tony Best (10)</b>										Lotus 21										
lap	Sect-1	Speed	Sect-2	Speed	Sect-3	Speed	TopSpeed	laptime	pit	lap	Sect-1	Speed	Sect-2	Speed	Sect-3	Speed	Topspeed	laptime	pit	
1				120.7	31.185	87.0		2:47.510		5	48.517	108.1	1:17.474	110.7	29.827	90.3			2:35.818	
2	49.030	107.7	1:18.997	119.6	30.933	87.2		2:38.960		6	47.683	117.7	1:17.706	123.1	29.659	89.7			2:35.048	
3	49.383	115.9	1:18.148	124.5	31.684	86.6		2:39.215		7	47.849	113.2	1:16.456	123.1	29.577	82.2			2:33.882	
4	48.431	118.6	1:18.199	126.1	30.804	89.5		2:37.434		8										

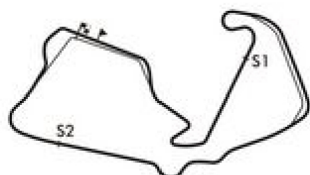
<b>40</b> <b>Doug Mockett (10)</b>										Cooper T53										
lap	Sect-1	Speed	Sect-2	Speed	Sect-3	Speed	TopSpeed	laptime	pit	lap	Sect-1	Speed	Sect-2	Speed	Sect-3	Speed	Topspeed	laptime	pit	
1		100.9	1:23.345	116.5	31.298	86.3		3:02.097		5	49.446	111.5	1:19.557	118.1	29.949	88.3			2:38.952	
2	50.975	109.7	1:20.581	120.1	31.075	87.0		2:42.631		6	49.156	113.2	1:18.163	117.5	30.176	86.8			2:37.495	
3	51.716	107.0	1:18.522	115.7	29.059	88.8		2:39.297		7	51.355	110.9	1:18.783	119.4	30.237	83.6			2:40.375	
4	49.298	110.9	1:17.222	117.7	29.677	87.5		2:36.197		8										

<b>41</b> <b>Brian Maile (7C)</b>										Cooper T41										
lap	Sect-1	Speed	Sect-2	Speed	Sect-3	Speed	TopSpeed	laptime	pit	lap	Sect-1	Speed	Sect-2	Speed	Sect-3	Speed	Topspeed	laptime	pit	
1		103.7	1:24.641	111.7	32.493	78.2		3:01.043		4	54.269	100.2	1:24.765	110.0	33.305	74.4			2:52.339	
2	53.710	103.9	1:24.844	109.1	33.982	71.8		2:52.536		5	54.265	101.5	1:26.112	108.1	33.123	76.0			2:53.500	
3	55.378	98.7	1:25.325	110.2	33.624	76.7		2:54.327		6	54.944	104.0	1:24.369	110.0	34.345	76.4			2:53.658	

<b>51</b> <b>Matteo Maria Tullio (12)</b>										Cooper T51										
lap	Sect-1	Speed	Sect-2	Speed	Sect-3	Speed	TopSpeed	laptime	pit	lap	Sect-1	Speed	Sect-2	Speed	Sect-3	Speed	Topspeed	laptime	pit	
1				136.7	29.459	94.8		2:38.763		3	46.090	125.7	1:14.231	134.5	28.995	89.5			2:29.316	
2	45.593	127.3	1:13.634	135.6	28.745	94.8		2:27.972		4	46.449	123.1	1:40.032	33.6					3:27.778	

<b>56</b> <b>Martin Halusa (6)</b>										Maserati 250F										
lap	Sect-1	Speed	Sect-2	Speed	Sect-3	Speed	TopSpeed	laptime	pit	lap	Sect-1	Speed	Sect-2	Speed	Sect-3	Speed	Topspeed	laptime	pit	
1				134.8	29.128	90.0		2:42.564		5	47.630	118.4	1:15.747	131.1	29.109	89.2			2:32.486	
2	46.878	128.1	1:15.518	128.6	29.115	88.2		2:31.511		6	47.501	118.6	1:15.028	133.4	29.247	84.4			2:31.776	
3	47.108	114.3	1:15.088	132.4	28.945	91.6		2:31.141		7	47.580	109.3	1:16.022	130.3	30.012	80.4			2:33.614	
4	47.353	118.8	1:15.185	132.6	28.916	90.3		2:31.454		8										

<b>61</b> <b>Rainer Ott (12)</b>										Cooper T53										
lap	Sect-1	Speed	Sect-2	Speed	Sect-3	Speed	TopSpeed	laptime	pit	lap	Sect-1	Speed	Sect-2	Speed	Sect-3	Speed	Topspeed	laptime	pit	
1				118.1	31.670	77.1		2:41.870		2	55.736	78.8	1:45.011	77.6					3:27.705	



Session Start: 17:20:54 - Finish: 17:37:27

Weather/Track Conditions:

Circuit: Silverstone Historic Grand Prix

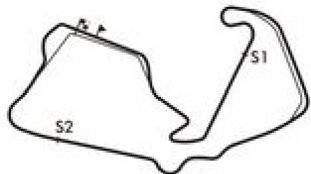
Track Length: 5.857 Km - 3.6394 miles

# Silverstone Classic - 29 - 31 Jul 2016

## Maserati Trophy for HGPCA Pre '66 Grand Prix Cars

### Race 19 - Sector Analysis

66 Sid Hoole (11)									Cooper T66										
lap	Sect-1	Speed	Sect-2	Speed	Sect-3	Speed	TopSpeed	laptime	pit	lap	Sect-1	Speed	Sect-2	Speed	Sect-3	Speed	Topspeed	laptime	pit
1				136.1	28.004	93.9		2:31.619		5	46.048	127.3	1:12.604	135.0	27.223	96.1		2:25.875	
2	45.900	123.6	1:12.264	133.7	27.721	90.3		2:25.885		6	46.344	125.7	1:12.019	135.8	27.307	92.7		2:25.670	
3	45.400	124.7	1:12.010	133.9	28.443	88.4		2:25.853		7	46.249	125.9	1:11.847	133.2	27.637	91.2		2:25.733	
4	45.681	127.3	1:12.693	133.2	27.817	86.8		2:26.191		8									
71 Alan Baillie (10)									Cooper T71/73										
lap	Sect-1	Speed	Sect-2	Speed	Sect-3	Speed	TopSpeed	laptime	pit	lap	Sect-1	Speed	Sect-2	Speed	Sect-3	Speed	Topspeed	laptime	pit
1		112.2	1:18.911	132.9	29.825	83.4		2:55.482		5	47.262	117.7	1:15.743	129.3	29.017	83.5		2:32.022	
2	48.371	119.4	1:17.617	130.1	29.597	83.7		2:35.585		6	47.851	118.8	1:16.195	129.8	29.467	81.6		2:33.513	
3	47.870	119.6	1:16.274	126.1	31.328	84.7		2:35.472		7	48.196	120.5	1:16.707	128.3	30.193	83.4		2:35.096	
4	47.628	126.6	1:17.006	133.2	29.732	84.9		2:34.366		8									
75 Eddie McGuire (5)									Cooper Mk1										
lap	Sect-1	Speed	Sect-2	Speed	Sect-3	Speed	TopSpeed	laptime	pit	lap	Sect-1	Speed	Sect-2	Speed	Sect-3	Speed	Topspeed	laptime	pit
1				118.1	30.058	87.3		2:48.850		5	48.589	112.2	1:19.037	118.4	29.264	87.4		2:36.890	
2	49.263	108.4	1:18.711	118.8	30.132	87.7		2:38.106		6	48.294	113.9	1:17.923	119.0	29.260	87.4		2:35.477	
3	48.770	112.4	1:18.254	120.1	30.684	83.0		2:37.708		7	49.300	110.6	1:17.801	119.6	29.453	85.4		2:36.554	
4	48.857	113.2	1:18.436	119.2	30.768	87.5		2:38.061		8									
77 Geraint Owen (8)									Kurtis 500C										
lap	Sect-1	Speed	Sect-2	Speed	Sect-3	Speed	TopSpeed	laptime	pit	lap	Sect-1	Speed	Sect-2	Speed	Sect-3	Speed	Topspeed	laptime	pit
1				129.8	30.302	90.6		2:38.526		5	48.461	112.6	1:14.204	135.8	28.920	92.4		2:31.585	
2	48.147	121.8	1:15.508	141.6	29.181	92.4		2:32.836		6	46.947	119.4	1:14.708	135.0	29.237	91.8		2:30.892	
3	46.887	126.4	1:14.762	135.8	29.712	92.6		2:31.361		7	46.613	128.3	1:15.041	141.6	29.444	90.1		2:31.098	
4	47.060	123.1	1:15.479	136.7	29.546	91.3		2:32.085		8									
99 John Evans (12)									Brabham BT4										
lap	Sect-1	Speed	Sect-2	Speed	Sect-3	Speed	TopSpeed	laptime	pit	lap	Sect-1	Speed	Sect-2	Speed	Sect-3	Speed	Topspeed	laptime	pit
1		80.8	1:31.506	87.5				3:24.637		2									
110 Francesco Baldanza (10)									Lola Mk3										
lap	Sect-1	Speed	Sect-2	Speed	Sect-3	Speed	TopSpeed	laptime	pit	lap	Sect-1	Speed	Sect-2	Speed	Sect-3	Speed	Topspeed	laptime	pit
1		103.2	1:28.860	110.6	34.964	75.7		3:07.968		4	54.388	102.0	1:26.409	106.9	33.825	73.7		2:54.622	
2	55.376	94.1	1:29.011	108.8	35.399	77.9		2:59.786		5	54.521	101.7	1:25.424	111.1	34.063	81.4		2:54.008	
3	54.719	87.3	1:29.425	106.9	34.215	77.4		2:58.359		6	52.769	108.2	1:23.366	117.1	34.818	73.0		2:50.953	
122 Peter Horsman (12)									Lotus 18/21										
lap	Sect-1	Speed	Sect-2	Speed	Sect-3	Speed	TopSpeed	laptime	pit	lap	Sect-1	Speed	Sect-2	Speed	Sect-3	Speed	Topspeed	laptime	pit
1				140.7	27.102	97.4		2:24.363		5	43.911	133.4	1:11.505	138.1	27.380	95.1		2:22.796	
2	44.172	132.6	1:10.106	140.7	27.036	96.7		2:21.314		6	43.926	133.9	1:11.376	140.1	27.345	91.6		2:22.647	
3	43.766	134.2	1:11.371	138.9	27.058	95.6		2:22.195		7	44.493	133.4	1:10.975	140.1	27.044	96.3		2:22.512	
4	44.119	132.9	1:10.443	139.8	27.279	95.7		2:21.841		8									
129 Paul Woolley (11)									Scirocco BRM F1										
lap	Sect-1	Speed	Sect-2	Speed	Sect-3	Speed	TopSpeed	laptime	pit	lap	Sect-1	Speed	Sect-2	Speed	Sect-3	Speed	Topspeed	laptime	pit
1				116.9	30.927	89.4		2:47.855		4	49.183	115.3	1:17.721	117.9	30.509	90.2		2:37.413	
2	49.222	105.2	1:19.156	119.2	31.221	89.8		2:39.599		5	48.589	113.7	1:19.791	115.1	30.251	87.3		2:38.631	
3	48.984	108.1	1:18.654	116.3	31.083	87.0		2:38.721		6	48.545	111.8	1:14.059	57.6				3:10.897	
248 Klaus Lehr (6)									Maserati 250F										
lap	Sect-1	Speed	Sect-2	Speed	Sect-3	Speed	TopSpeed	laptime	pit	lap	Sect-1	Speed	Sect-2	Speed	Sect-3	Speed	Topspeed	laptime	pit
1				129.1	29.790	88.4		2:49.259		5	48.084	115.9	1:18.068	130.3	30.216	92.1		2:36.368	
2	49.297	98.0	1:18.668	122.2	30.954	90.1		2:38.919		6	47.776	115.7	1:17.588	126.9	29.757	88.3		2:35.121	
3	48.828	113.2	1:19.506	129.3	30.544	86.1		2:38.878		7	47.925	112.6	1:18.381	129.6	29.525	90.0		2:35.831	
4	48.797	111.8	1:18.439	128.3	30.886	86.3		2:38.122		8									



Session Start: 17:20:54 - Finish: 17:37:27

Weather/Track Conditions:

Circuit: Silverstone Historic Grand Prix

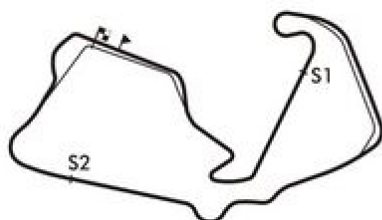
Track Length: 5.857 Km - 3.6394 miles

# Silverstone Classic - 29 - 31 Jul 2016

## Maserati Trophy for HGPCA Pre '66 Grand Prix Cars

### Race 19 - Best Sector Times

POS	NO	DRIVER/S	Sector 1			Sector 2			Sector 3			IDEAL LAP	BEST LAP	On
			TIME	LAP	POS	TIME	LAP	POS	TIME	LAP	POS			
1	122	Peter Horsman	43.766	3	1	1:10.106	2	1	27.036	2	3	2:20.908	<b>2:21.314</b>	2
2	2	Rod Jolley	44.215	4	3	1:11.191	4	3	27.550	1	9	2:22.956	<b>2:23.077</b>	4
3	25	Tony Wood	44.574	2	4	1:11.986	3	6	27.409	3	8	2:23.969	<b>2:24.198</b>	3
4	66	Sid Hoole	45.400	3	9	1:11.847	7	5	27.223	5	6	2:24.470	<b>2:25.670</b>	6
5	27	Ed Morris	45.097	6	7	1:13.152	5	9	26.991	5	2	2:25.240	<b>2:25.652</b>	5
6	4	Andrew Beaumont	45.156	2	8	1:12.043	6	7	27.385	5	7	2:24.584	<b>2:25.134</b>	6
7	26	Peter Mullen	47.047	6	15	1:13.525	6	10	27.613	6	10	2:28.185	<b>2:28.185</b>	6
8	77	Geraint Owen	46.613	7	11	1:14.204	5	12	28.920	5	15	2:29.737	<b>2:30.892</b>	6
9	22	Steve Hart	46.949	3	14	1:14.597	7	14	28.800	6	13	2:30.346	<b>2:31.186</b>	6
10	56	Martin Halusa	46.878	2	13	1:15.028	6	15	28.916	4	14	2:30.822	<b>2:31.141</b>	3
11	29	Nick Fennell	44.954	6	6	1:12.048	6	8	27.158	6	5	2:24.160	<b>2:24.160</b>	6
12	71	Alan Baillie	47.262	5	16	1:15.743	5	16	29.017	5	16	2:32.022	<b>2:32.022</b>	5
13	14	Richard Wilson	46.793	6	12	1:14.318	7	13	29.275	7	20	2:30.386	<b>2:30.653</b>	7
14	36	Tony Best	47.683	6	17	1:16.456	7	17	29.577	7	22	2:33.716	<b>2:33.882</b>	7
15	19	Paul Grant	48.540	6	21	1:17.966	4	24	29.213	7	18	2:35.719	<b>2:35.913</b>	5
16	75	Eddie McGuire	48.294	6	20	1:17.801	7	23	29.260	6	19	2:35.355	<b>2:35.477</b>	6
17	248	Klaus Lehr	47.776	6	18	1:17.588	6	21	29.525	7	21	2:34.889	<b>2:35.121</b>	6
18	21	Ian Nuthall	48.743	6	23	1:18.615	6	26	28.683	6	11	2:36.041	<b>2:36.041</b>	6
19	35	Richard Tarling	44.659	7	5	1:11.790	6	4	26.707	6	1	2:23.156	<b>2:23.263</b>	6
20	28	Anthony Goddard	48.178	6	19	1:16.600	7	19	29.645	6	23	2:34.423	<b>2:34.555</b>	6
21	9	Steve Russell	49.047	5	24	1:18.872	7	27	29.781	4	24	2:37.700	<b>2:38.227</b>	7
22	34	John Bussey	49.605	7	27	1:19.026	6	28	29.989	6	26	2:38.620	<b>2:38.869</b>	6
23	23	Barry Wood	49.448	6	26	1:19.161	7	30	30.209	7	27	2:38.818	<b>2:38.936</b>	6
24	40	Doug Mockett	49.156	6	25	1:17.222	4	20	29.059	3	17	2:35.437	<b>2:36.197</b>	4
25	33	Chris Phillips	50.133	4	28	1:19.131	4	29	29.818	3	25	2:39.082	<b>2:39.237</b>	4
26	129	Paul Woolley	48.545	6	22	1:17.721	4	22	30.251	5	28	2:36.517	<b>2:37.413</b>	4
27	41	Brian Maile	53.710	2	31	1:24.369	6	33	32.493	1	30	2:50.572	<b>2:52.339</b>	4
28	110	Francesco Baldanza	52.769	6	29	1:23.366	6	31	33.825	4	33	2:49.960	<b>2:50.953</b>	6
29	30	Helmut Gassmann	53.708	3	30	1:24.173	6	32	32.851	5	31	2:50.732	<b>2:53.532</b>	6
30	5	Richard Pilkington	54.636	4	32	1:28.516	4	34	32.895	3	32	2:56.047	<b>2:56.692</b>	4
31	20	Julia De Baldanza	57.395	4	34	1:33.631	3	36	36.562	3	34	3:07.588	<b>3:07.942</b>	3
32	51	Matteo Maria Tullio	45.593	2	10	1:13.634	2	11	28.745	2	12	2:27.972	<b>2:27.972</b>	2
33	10	Will Nuthall	43.978	2	2	1:10.131	2	2	27.067	1	4	2:21.176	<b>2:24.792</b>	1
34	61	Rainer Ott	55.736	2	33	1:16.587	1	18	31.670	1	29	2:43.993	<b>2:41.870</b>	1
35	3	Barry Cannell	1:57.530	1	36	1:18.101	1	25						
36	99	John Evans	2:05.473	1	37	1:31.506	1	35						
37	15	Marc Valvekens												
38	31	Guillermo Fierro												



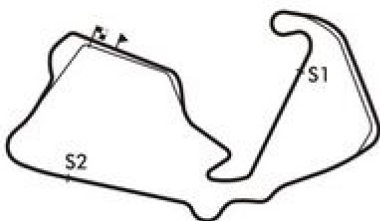
**Session Start: 17:20:54 - Finish: 17:37:27**  
**Weather/Track Conditions: Bright / Dry**  
**Circuit: Silverstone Historic Grand Prix**  
**Track Length: 5.857 Km - 3.6394 miles**

# Silverstone Classic - 29 - 31 Jul 2016

## Maserati Trophy for HGPCA Pre '66 Grand Prix Cars

### Race 19 - Best Sector Speeds

	NO	SECTOR 1	MPH	NO	SECTOR 2	MPH	NO	SECTOR 3	MPH
1	122	Peter Horsman	134.2	77	Geraint Owen	141.6	10	Will Nuthall	97.8
2	2	Rod Jolley	131.8	2	Rod Jolley	141.0	122	Peter Horsman	97.4
3	25	Tony Wood	129.3	122	Peter Horsman	140.7	2	Rod Jolley	96.8
4	77	Geraint Owen	128.3	10	Will Nuthall	140.1	66	Sid Hoole	96.1
5	56	Martin Halusa	128.1	22	Steve Hart	137.8	51	Matteo Maria Tullio	94.8
6	29	Nick Fennell	127.3	51	Matteo Maria Tullio	136.7	14	Richard Wilson	94.1
7	51	Matteo Maria Tullio	127.3	66	Sid Hoole	136.1	4	Andrew Beaumont	93.9
8	66	Sid Hoole	127.3	4	Andrew Beaumont	135.8	35	Richard Tarling	93.1
9	10	Will Nuthall	127.1	29	Nick Fennell	135.8	26	Peter Mullen	92.9
10	22	Steve Hart	127.1	25	Tony Wood	135.6	27	Ed Morris	92.6
11	71	Alan Baillie	126.6	56	Martin Halusa	134.8	77	Geraint Owen	92.6
12	4	Andrew Beaumont	125.9	71	Alan Baillie	133.2	29	Nick Fennell	92.2
13	35	Richard Tarling	125.9	14	Richard Wilson	132.1	248	Klaus Lehr	92.1
14	26	Peter Mullen	123.1	26	Peter Mullen	130.6	22	Steve Hart	91.9
15	14	Richard Wilson	122.9	35	Richard Tarling	130.6	25	Tony Wood	91.9
16	36	Tony Best	118.6	248	Klaus Lehr	130.3	56	Martin Halusa	91.6
17	27	Ed Morris	118.4	36	Tony Best	126.1	36	Tony Best	90.3
18	248	Klaus Lehr	115.9	28	Anthony Goddard	123.6	129	Paul Woolley	90.2
19	129	Paul Woolley	115.3	27	Ed Morris	122.9	28	Anthony Goddard	89.4
20	23	Barry Wood	114.7	40	Doug Mockett	120.1	40	Doug Mockett	88.8
21	9	Steve Russell	114.5	75	Eddie McGuire	120.1	75	Eddie McGuire	87.7
22	21	Ian Nuthall	114.3	9	Steve Russell	119.8	21	Ian Nuthall	87.0
23	19	Paul Grant	113.9	21	Ian Nuthall	119.8	19	Paul Grant	86.8
24	75	Eddie McGuire	113.9	23	Barry Wood	119.6	9	Steve Russell	85.6
25	40	Doug Mockett	113.2	129	Paul Woolley	119.2	71	Alan Baillie	84.9
26	30	Helmut Gassmann	110.9	30	Helmut Gassmann	118.8	23	Barry Wood	84.8
27	33	Chris Phillips	110.9	33	Chris Phillips	118.4	34	John Bussey	83.0
28	61	Rainer Ott	110.4	19	Paul Grant	118.1	33	Chris Phillips	82.5
29	28	Anthony Goddard	110.0	61	Rainer Ott	118.1	110	Francesco Baldanza	81.4
30	34	John Bussey	110.0	110	Francesco Baldanza	117.1	41	Brian Maile	78.2
31	3	Barry Cannell	109.5	34	John Bussey	115.3	5	Richard Pilkington	77.8
32	110	Francesco Baldanza	108.2	41	Brian Maile	111.7	30	Helmut Gassmann	77.7
33	41	Brian Maile	104.0	5	Richard Pilkington	101.2	61	Rainer Ott	77.1
34	31	Guillermo Fierro	102.9	3	Barry Cannell	100.9	20	Julia De Baldanza	75.1
35	20	Julia De Baldanza	96.6	20	Julia De Baldanza	99.1	3	Barry Cannell	0.0
36	5	Richard Pilkington	96.1	99	John Evans	87.5	15	Marc Valvekens	0.0
37	99	John Evans	80.8	15	Marc Valvekens	0.0	31	Guillermo Fierro	0.0
38	15	Marc Valvekens	0.0	31	Guillermo Fierro	0.0	99	John Evans	0.0



**Session Start: 17:20:54 - Finish: 17:37:27**  
**Weather/Track Conditions: Bright / Dry**  
**Circuit: Silverstone Historic Grand Prix**  
**Track Length: 5.857 Km - 3.6394 miles**

# Silverstone Classic - 29 - 31 Jul 2016

## Maserati Trophy for HGPCA Pre '66 Grand Prix Cars

### Race 19 - Lap Chart

Lap 1			Lap 2			Lap 3			Lap 4			Lap 5			Lap 6		
NO	Behind	Laptime	NO	Behind	Laptime	NO	Behind	Laptime	NO	Behind	Laptime	NO	Behind	Laptime	NO	Behind	Laptime
122		2:24.363	122		2:21.314	122		2:22.195	122		2:21.841	122		2:22.796	122		2:22.647
10	0.429	2:24.792	2	5.692	2:23.615	2	7.631	2:24.134	2	8.867	2:23.077	30	1 LAP	2:54.284	2	13.819	2:25.954
2	3.391	2:27.754	25	7.875	2:24.315	25	9.878	2:24.198	25	14.253	2:26.216	110	1 LAP	2:54.622	41	1 LAP	2:53.500
25	4.874	2:29.237	10	9.443	2:30.328	66	15.485	2:25.853	66	19.835	2:26.191	2	10.512	2:24.441	25	21.842	2:27.017
66	7.256	2:31.619	66	11.827	2:25.885	20	1 LAP	3:12.345	35	19.990	2:24.704	5	1 LAP	2:56.692	35	22.808	2:23.263
27	9.487	2:33.850	35	14.979	2:24.459	35	17.127	2:24.343	27	23.455	2:25.991	25	17.472	2:26.015	66	25.937	2:25.670
35	11.834	2:36.197	27	15.520	2:27.347	27	19.305	2:25.980	77	45.095	2:32.085	35	22.192	2:24.998	27	30.966	2:27.302
77	14.163	2:38.526	51	21.058	2:27.972	51	28.179	2:29.316	4	45.270	2:31.533	66	22.914	2:25.875	30	1 LAP	2:54.011
51	14.400	2:38.763	77	25.685	2:32.836	77	34.851	2:31.361	26	45.695	2:31.471	27	26.311	2:25.652	110	1 LAP	2:54.008
22	15.764	2:40.127	22	26.327	2:31.877	22	35.483	2:31.351	22	46.578	2:32.936	4	49.323	2:26.849	5	1 LAP	3:00.370
26	16.305	2:40.668	26	26.828	2:31.837	4	35.578	2:30.602	56	46.957	2:31.454	26	52.241	2:29.342	4	51.810	2:25.134
61	17.507	2:41.870	4	27.171	2:27.255	26	36.065	2:31.432	20	1 LAP	3:07.942	77	53.884	2:31.585	26	57.779	2:28.185
3	17.905	2:42.268	56	28.398	2:31.511	56	37.344	2:31.141	29	1:02.343	2:27.253	22	56.002	2:32.220	77	1:02.129	2:30.892
56	18.201	2:42.564	19	40.000	2:40.453	19	56.341	2:38.536	71	1:11.192	2:34.366	56	56.647	2:32.486	22	1:04.541	2:31.186
19	20.861	2:45.224	36	40.793	2:38.960	75	56.792	2:37.708	19	1:12.102	2:37.602	29	1:05.105	2:25.558	56	1:05.776	2:31.776
4	21.230	2:45.593	75	41.279	2:38.106	29	56.931	2:32.377	75	1:13.012	2:38.061	71	1:20.418	2:32.022	29	1:06.618	2:24.160
36	23.147	2:47.510	129	41.777	2:39.599	36	57.813	2:39.215	36	1:13.406	2:37.434	19	1:25.219	2:35.913	71	1:31.284	2:33.513
129	23.492	2:47.855	248	42.501	2:38.919	129	58.303	2:38.721	129	1:13.875	2:37.413	36	1:26.428	2:35.818	14	1:38.401	2:32.768
75	24.487	2:48.850	21	42.955	2:38.595	71	58.667	2:35.472	14	1:15.016	2:36.029	75	1:27.106	2:36.890	36	1:38.829	2:35.048
248	24.896	2:49.259	71	45.390	2:35.585	248	59.184	2:38.878	248	1:15.465	2:38.122	14	1:28.280	2:36.060	19	1:39.421	2:36.849
21	25.674	2:50.037	9	46.521	2:39.102	21	59.451	2:38.691	21	1:17.724	2:40.114	248	1:29.037	2:36.368	75	1:39.936	2:35.477
23	27.211	2:51.574	29	46.749	2:31.040	14	1:00.828	2:34.589	9	1:20.672	2:38.571	129	1:29.710	2:38.631	248	1:41.511	2:35.121
34	27.768	2:52.131	14	48.434	2:36.923	9	1:03.942	2:39.616	34	1:25.975	2:39.693	21	1:31.814	2:36.886	21	1:45.208	2:36.041
9	28.733	2:53.096	23	49.702	2:43.805	34	1:08.123	2:40.289	28	1:26.457	2:36.278	9	1:36.476	2:38.600	28	1:52.114	2:34.555
71	31.119	2:55.482	34	50.029	2:43.575	23	1:09.097	2:41.590	23	1:27.951	2:40.695	28	1:40.206	2:36.545	9	1:52.912	2:39.083
14	32.825	2:57.188	28	57.412	2:40.242	28	1:12.020	2:36.803	40	1:30.509	2:36.197	34	1:43.815	2:40.636	34	2:00.037	2:38.869
41	36.680	3:01.043	33	58.668	2:43.131	40	1:16.153	2:39.297	51	1:34.116	3:27.778	23	1:44.993	2:39.838	23	2:01.282	2:38.936
33	36.851	3:01.214	40	59.051	2:42.631	33	1:18.510	2:42.037	33	1:35.906	2:39.237	40	1:46.665	2:38.952	40	2:01.513	2:37.495
29	37.023	3:01.386	41	1:07.902	2:52.536	41	1:40.034	2:54.327	41	2:10.532	2:52.339	20	1 LAP	3:11.242	33	2:11.870	2:41.665
40	37.734	3:02.097	110	1:22.077	2:59.786	30	1:57.176	2:55.374				33	1:52.852	2:39.742	129	2:17.960	3:10.897
28	38.484	3:02.847	61	1:23.898	3:27.705	110	1:58.241	2:58.359									
110	43.605	3:07.968	30	1:23.997	2:58.303	5	1:59.888	2:56.853									
30	47.008	3:11.371	5	1:25.230	2:59.205												
5	47.339	3:11.702															
99	1:00.274	3:24.637															
20	1:46.677	4:11.040															

**Session Start: 17:20:54 - Finish: 17:37:27**  
**Weather/Track Conditions: Bright / Dry**  
**Circuit: Silverstone Historic Grand Prix**  
**Track Length: 5.857 Km - 3.6394 miles**

# Silverstone Classic - 29 - 31 Jul 2016

## Maserati Trophy for HGPCA Pre '66 Grand Prix Cars

### Race 19 - Lap Chart

Lap 7		
NO	Behind	Laptime
122		2:22.512
2	16.327	2:25.020
20	2 LAPS	3:12.544
25	26.001	2:26.671
66	29.158	2:25.733
27	34.897	2:26.443
41	1 LAP	2:53.658
4	56.690	2:27.392
26	1:07.703	2:32.436
110	1 LAP	2:50.953
30	1 LAP	2:53.532
77	1:10.715	2:31.098
22	1:14.028	2:31.999
56	1:16.878	2:33.614
5	1 LAP	2:59.922
<b>29</b>	1:29.394	2:45.288
71	1:43.868	2:35.096
14	1:46.542	2:30.653
36	1:50.199	2:33.882
19	1:53.309	2:36.400
75	1:53.978	2:36.554
248	1:54.830	2:35.831
21	2:00.083	2:37.387
35	2:03.450	4:03.154
28	2:04.607	2:35.005
9	2:08.627	2:38.227
34	2:18.405	2:40.880
23	2:19.068	2:40.298
40	2:19.376	2:40.375
33	2:35.565	2:46.207

Session Start: 17:20:54 - Finish: 17:37:27  
Weather/Track Conditions: Bright / Dry  
Circuit: Silverstone Historic Grand Prix  
Track Length: 5.857 Km - 3.6394 miles



### Silverstone Classic - 29 - 31 Jul 2016

#### Can-Am 50 Interserie Challenge Race 20 - Classification

Sheet No:

POS	NO	DRIVER/S	NAT	CLASS	CLASS POS	CAR MAKE / MODEL	TIME	LAPS	GAP	DIFF	MPH	BEST	ON
1	67	Rob Hall		INC	1	Matra MS670B/C	20:03.252	10	-- 10 laps		108.8	1:59.395	4
2	8	Andrew Newall		CMA	1	Mclaren M8F	20:08.435	10	5.183	5.183	108.4	1:59.262	4
3	167	Michele Liguori		INC	2	Lola T292	20:50.471	10	47.219	42.036	104.7	2:02.405	2
4	85	Tony Sinclair		INB	1	Lola T292	21:01.064	10	57.812	10.593	103.8	2:04.664	2
5	60	John Burton		INB	2	Chevron B26	21:07.927	10	1:04.675	6.863	103.3	2:05.110	5
6	31	Frank Bradley		CMA	2	March 717	21:30.170	10	1:26.918	22.243	101.5	2:07.213	3
7	3	Marc Devis		INC	3	Toj SC303	21:31.475	10	1:28.223	1.305	101.4	2:07.208	6
8	66	Mike Donovan		CMB	1	Lola T70 Mk3B	21:45.286	10	1:42.034	13.811	100.3	2:09.187	3
9	111	Derek Jones		INB	3	GRD S72	22:02.374	10	1:59.122	17.088	99.07	2:10.073	4
10	21	Robert Parker		INB	4	Osella PA5	22:03.050	10	1:59.798	0.676	99.02	2:10.546	6
11	95	Gary Culver		CMB	2	Lola T70 Mk3	20:14.881	9	-- 9 laps --	24.320	97.06	2:13.136	7
12	54	Jonathan Loader		INA	1	Chevron B19	20:28.945	9	14.064	14.064	95.95	2:15.377	3
13	24	Vic Nutter		INB	5	March 73S	20:37.645	9	22.764	8.700	95.27	2:14.095	8
14	40	Sandy Watson		INA	2	Chevron B8	21:09.597	9	54.716	31.952	92.88	2:19.568	4
15	11	Harm Lagaaij		CMA	3	Shadow Mk1	21:40.508	9	1:25.627	30.911	90.66	2:21.320	3
16	78	Charlie Birkett		CMB	3	Ford GT40	20:18.147	8	-- 8 laps --	1:05.468	86.04	2:29.514	8
17	44	Anthony Taylor		CMA	4	Mclaren M6B	20:38.282	8	20.135	20.135	84.64	2:30.427	2
18	79	Gary Wright		CMB	4	Ford GT40	20:45.541	8	27.394	7.259	84.15	2:31.186	8
19	2	Harry Read		CMA	5	Mclaren M8C	22:31.746	8	2:13.599	1:46.205	77.53	2:44.192	2
----- NOT CLASSIFIED -----													
DNC 138	Adam Simmonds		CMB			BMC Huffaker Genie	20:07.068	7	-- 7 laps --	25.344	75.98	2:49.185	7
DNF 38	James Claridge		INB			Lola T292	8:39.151	4	-- 4 laps --		100.9	2:07.312	3
DNF 6	John Grant		CMA			Mclaren M8C/D	6:18.378	3	-- 3 laps --		103.8	2:03.087	2
DNF 88	Kevin Cooke		INB			Royale RP17	4:50.902	2	-- 2 laps --	42.398	90.07	2:19.145	1
DNF 22	Matt Manderson		CMB			Fred Davies Special	5:48.024	2		57.122	75.29	2:41.284	1

#### ----- FASTEST LAP SUMMARY -----

NO	DRIVER/S	CLASS	CAR MAKE / MODEL	FASTEST LAP	ON	MPH
8	Andrew Newall	CMA	Mclaren M8F	1:59.262	4	109.86
67	Rob Hall	INC	Matra MS670B/C	1:59.395	4	109.73
85	Tony Sinclair	INB	Lola T292	2:04.664	2	105.10
66	Mike Donovan	CMB	Lola T70 Mk3B	2:09.187	3	101.42
54	Jonathan Loader	INA	Chevron B19	2:15.377	3	96.78

Cars 16 & 83 - Non starters

Session Start: 17:49:57 - Finish: 18:10:00

Weather/Track Conditions: Cloud / Dry

Circuit: Silverstone Historic Grand Prix

Track Length: 5.857 Km - 3.6394 miles

These results are provisional until the conclusion of any judicial and technical matters.

Clerk of the Course:  Bernard Cottrell	Timekeeper:	Issued at:
--	-------------	------------



# Silverstone Classic - 29 - 31 Jul 2016

## Can-Am 50 Interserie Challenge

### Race 20 - Sector Analysis

2 Harry Read (CMA)										McLaren M8C										
lap	Sect-1	Speed	Sect-2	Speed	Sect-3	Speed	TopSpeed	laptime	pit	lap	Sect-1	Speed	Sect-2	Speed	Sect-3	Speed	Topspeed	laptime	pit	
1		105.4	1:20.404	118.4	33.592	78.8		2:48.933		5	52.801	97.5	1:24.448	112.2	35.822	81.2			2:53.071	
2	49.272	114.3	1:20.769	119.0	34.151	79.3		2:44.192		6	52.482	100.8	1:24.125	110.9	34.864	77.2			2:51.471	
3	50.897	102.5	1:21.745	115.5	34.718	72.4		2:47.360		7	51.286	98.1	1:21.324	114.9	33.642	79.0			2:46.252	
4	52.835	110.0	1:22.441	104.0	35.169	78.1		2:50.445		8	51.942	104.5	1:23.718	113.7	34.362	74.3			2:50.022	

3 Marc Devis (INC)										Toj SC303										
lap	Sect-1	Speed	Sect-2	Speed	Sect-3	Speed	TopSpeed	laptime	pit	lap	Sect-1	Speed	Sect-2	Speed	Sect-3	Speed	Topspeed	laptime	pit	
1		131.8	1:06.013	153.6	24.885	104.4		2:15.664		6	39.698	147.2	1:03.433	155.7	24.077	104.4			2:07.208	
2	40.650	146.2	1:03.851	153.9	24.345	102.6		2:08.846		7	40.198	141.0	1:04.269	155.3	24.157	100.5			2:08.624	
3	40.415	142.5	1:03.708	157.9	24.274	105.0		2:08.397		8	39.772	145.3	1:03.260	156.8	24.886	100.5			2:07.918	
4	40.324	145.3	1:03.467	151.8	25.421	102.6		2:09.212		9	40.325	144.3	1:03.324	155.3	23.933	104.9			2:07.582	
5	40.989	135.0	1:04.473	151.5	24.155	106.5		2:09.617		10	40.013	143.7	1:04.280	159.4	24.114	103.2			2:08.407	

6 John Grant (CMA)										McLaren M8C/D										
lap	Sect-1	Speed	Sect-2	Speed	Sect-3	Speed	TopSpeed	laptime	pit	lap	Sect-1	Speed	Sect-2	Speed	Sect-3	Speed	Topspeed	laptime	pit	
1		151.8	1:01.790	172.1	24.387	107.5		2:05.417		3	37.819	156.4	1:01.279	167.8	30.776	55.1			2:09.874	
2	38.179	154.3	1:00.895	168.6	24.013	109.1		2:03.087		4										

8 Andrew Newall (CMA)										McLaren M8F										
lap	Sect-1	Speed	Sect-2	Speed	Sect-3	Speed	TopSpeed	laptime	pit	lap	Sect-1	Speed	Sect-2	Speed	Sect-3	Speed	Topspeed	laptime	pit	
1		158.6	59.714	168.2	22.658	112.6		2:00.859		6	37.512	161.3	58.904	166.5	23.001	110.0			1:59.417	
2	37.346	158.6	59.813	166.1	23.146	114.5		2:00.305		7	37.783	157.5	1:00.946	165.7	22.842	103.4			2:01.571	
3	37.919	159.0	59.491	166.9	22.402	108.8		1:59.812		8	38.260	159.4	59.605	166.5	22.748	112.4			2:00.613	
4	37.483	160.5	59.124	167.4	22.655	111.3		1:59.262		9	37.838	154.3	1:00.310	165.7	22.983	113.9			2:01.131	
5	37.856	156.4	59.451	166.9	23.850	114.1		2:01.157		10	39.873	156.1	1:01.361	166.9	23.074	108.6			2:04.308	

11 Harm Lagaaij (CMA)										Shadow Mk1										
lap	Sect-1	Speed	Sect-2	Speed	Sect-3	Speed	TopSpeed	laptime	pit	lap	Sect-1	Speed	Sect-2	Speed	Sect-3	Speed	Topspeed	laptime	pit	
1		114.1	1:10.134	129.6	28.095	100.9		2:26.204		6	44.828	113.2	1:10.647	131.3	28.442	100.0			2:23.917	
2	45.674	112.8	1:09.754	133.2	28.318	99.4		2:23.746		7	44.712	106.5	1:10.501	136.1	27.806	100.5			2:23.019	
3	43.817	115.1	1:09.720	136.1	27.783	98.4		2:21.320		8	45.645	117.9	1:10.781	118.6	28.448	101.2			2:24.874	
4	45.788	108.2	1:11.617	122.0	27.762	101.2		2:25.167		9	45.224	108.1	1:13.831	118.1	28.774	95.7			2:27.829	
5	44.430	111.5	1:11.521	135.3	28.481	94.7		2:24.432		10										

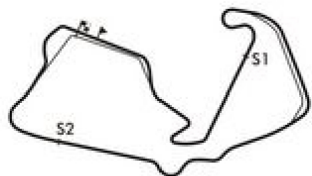
21 Robert Parker (INB)										Osella PA5										
lap	Sect-1	Speed	Sect-2	Speed	Sect-3	Speed	TopSpeed	laptime	pit	lap	Sect-1	Speed	Sect-2	Speed	Sect-3	Speed	Topspeed	laptime	pit	
1		132.6	1:05.991	143.1	24.714	103.7		2:14.957		6	40.296	138.1	1:05.185	142.2	25.065	102.8			2:10.546	
2	41.084	137.5	1:06.408	141.9	25.042	101.8		2:12.534		7	41.729	133.7	1:05.837	141.9	24.596	103.6			2:12.162	
3	41.134	137.8	1:06.144	141.3	25.028	101.5		2:12.306		8	41.383	135.0	1:05.166	142.2	24.371	102.9			2:10.920	
4	41.458	135.8	1:06.008	141.3	25.111	102.0		2:12.577		9	40.446	137.0	1:05.832	141.9	24.504	103.9			2:10.782	
5	42.397	134.5	1:05.321	142.2	26.059	104.0		2:13.777		10	41.726	132.4	1:05.715	142.8	25.048	107.4			2:12.489	

22 Matt Manderson (CMB)										Fred Davies Special										
lap	Sect-1	Speed	Sect-2	Speed	Sect-3	Speed	TopSpeed	laptime	pit	lap	Sect-1	Speed	Sect-2	Speed	Sect-3	Speed	Topspeed	laptime	pit	
1		111.8	1:19.169	132.9	29.841	89.1		2:41.284		2	47.440	111.8	1:38.435	64.7					3:06.740	

24 Vic Nutter (INB)										March 73S										
lap	Sect-1	Speed	Sect-2	Speed	Sect-3	Speed	TopSpeed	laptime	pit	lap	Sect-1	Speed	Sect-2	Speed	Sect-3	Speed	Topspeed	laptime	pit	
1		126.1	1:10.357	127.3	26.622	99.4		2:28.242		6	42.208	131.8	1:08.501	141.6	25.584	101.7			2:16.293	
2	43.874	121.8	1:10.085	138.4	26.307	97.8		2:20.266		7	41.801	137.0	1:07.880	131.3	25.839	100.9			2:15.520	
3	42.133	135.6	1:07.866	141.9	26.301	96.1		2:16.300		8	42.113	129.6	1:06.722	142.2	25.260	101.1			2:14.095	
4	42.168	127.6	1:06.975	140.1	25.656	100.3		2:14.799		9	42.168	130.3	1:07.705	142.2	27.784	92.3			2:17.657	
5	41.894	137.5	1:06.681	135.6	25.898	100.8		2:14.473		10										



**Session Start: 17:49:57 - Finish: 18:10:00**  
**Weather/Track Conditions: Cloud / Dry**  
**Circuit: Silverstone Historic Grand Prix**  
**Track Length: 5.857 Km - 3.6394 miles**



# Silverstone Classic - 29 - 31 Jul 2016

## Can-Am 50 InterSerie Challenge

### Race 20 - Sector Analysis

31 Frank Bradley (CMA)										March 717									
lap	Sect-1	Speed	Sect-2	Speed	Sect-3	Speed	TopSpeed	laptime	pit	lap	Sect-1	Speed	Sect-2	Speed	Sect-3	Speed	Topspeed	laptime	pit
1		150.1	1:03.209	171.2	23.912	109.8		2:10.010		6	40.048	149.1	1:02.990	168.6	24.278	105.2		2:07.316	
2	41.335	146.8	1:03.274	171.6	24.141	107.9		2:08.750		7	40.901	140.7	1:02.670	164.9	25.989	102.8		2:09.560	
3	41.072	153.6	1:02.052	165.3	24.089	111.1		2:07.213		8	40.650	149.1	1:03.782	164.5	24.404	105.2		2:08.836	
4	43.357	141.0	1:02.438	164.1	24.145	106.2		2:09.940		9	41.349	146.5	1:03.563	167.8	25.024	102.9		2:09.936	
5	40.660	153.2	1:02.748	172.1	23.942	111.7		2:07.350		10	41.459	143.4	1:05.032	165.3	24.768	106.2		2:11.259	

38 James Claridge (INB)										Lola T292									
lap	Sect-1	Speed	Sect-2	Speed	Sect-3	Speed	TopSpeed	laptime	pit	lap	Sect-1	Speed	Sect-2	Speed	Sect-3	Speed	Topspeed	laptime	pit
1		133.4	1:03.800	140.7	23.779	109.7		2:11.518		3	40.203	133.4	1:03.611	141.3	23.498	109.3		2:07.312	
2	39.657	136.7	1:05.333	141.6	23.680	110.4		2:08.670		4	42.124	134.5	1:04.218	141.6	25.309	110.6		2:11.651	

40 Sandy Watson (INA)										Chevron B8									
lap	Sect-1	Speed	Sect-2	Speed	Sect-3	Speed	TopSpeed	laptime	pit	lap	Sect-1	Speed	Sect-2	Speed	Sect-3	Speed	Topspeed	laptime	pit
1		125.4	1:10.433	134.5	26.381	95.6		2:27.046		6	43.379	125.0	1:10.930	133.2	26.507	95.3		2:20.816	
2	44.513	129.1	1:09.500	133.9	26.380	95.2		2:20.393		7	44.198	127.1	1:09.757	133.4	26.643	97.5		2:20.598	
3	43.427	125.7	1:09.990	133.9	26.342	98.8		2:19.759		8	43.289	128.6	1:11.304	133.9	26.099	96.7		2:20.692	
4	43.008	127.8	1:09.864	133.4	26.696	93.3		2:19.568		9	43.596	125.7	1:10.138	133.9	26.039	96.0		2:19.773	
5	44.036	128.1	1:09.875	133.9	27.041	96.4		2:20.952		10									

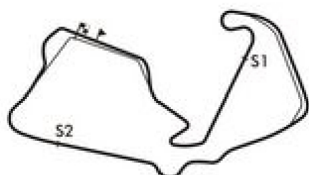
44 Anthony Taylor (CMA)										Mclaren M6B									
lap	Sect-1	Speed	Sect-2	Speed	Sect-3	Speed	TopSpeed	laptime	pit	lap	Sect-1	Speed	Sect-2	Speed	Sect-3	Speed	Topspeed	laptime	pit
1		116.7	1:13.755	128.1	29.357	90.0		2:32.535		5	48.282	115.1	1:16.340	124.3	31.408	87.5		2:36.030	
2	45.447	124.0	1:14.359	129.1	30.621	89.7		2:30.427		6	47.337	119.8	1:15.017	132.1	30.697	89.8		2:33.051	
3	46.900	118.6	1:14.911	122.7	31.451	87.7		2:33.262		7	47.731	121.6	1:14.101	125.7	30.837	87.8		2:32.669	
4	47.543	116.7	1:18.075	119.8	32.126	87.8		2:37.744		8	50.081	78.7	1:21.645	126.9	30.838	86.5		2:42.564	

54 Jonathan Loader (INA)										Chevron B19									
lap	Sect-1	Speed	Sect-2	Speed	Sect-3	Speed	TopSpeed	laptime	pit	lap	Sect-1	Speed	Sect-2	Speed	Sect-3	Speed	Topspeed	laptime	pit
1		132.4	1:07.300	139.8	25.301	102.5		2:18.690		6	43.063	129.1	1:08.381	139.8	25.514	100.5		2:16.958	
2	42.589	131.6	1:07.508	140.7	25.451	100.0		2:15.548		7	43.077	132.9	1:07.965	139.8	25.107	102.6		2:16.149	
3	42.694	133.2	1:06.998	141.0	25.685	102.8		2:15.377		8	42.832	133.2	1:07.657	142.2	25.615	100.5		2:16.104	
4	42.752	131.8	1:07.795	141.3	25.610	102.6		2:16.157		9	43.536	131.3	1:08.472	140.1	25.447	101.1		2:17.455	
5	42.324	134.8	1:08.760	140.1	25.423	102.1		2:16.507		10									

60 John Burton (INB)										Chevron B26									
lap	Sect-1	Speed	Sect-2	Speed	Sect-3	Speed	TopSpeed	laptime	pit	lap	Sect-1	Speed	Sect-2	Speed	Sect-3	Speed	Topspeed	laptime	pit
1		140.7	1:04.291	146.5	24.243	101.8		2:10.324		6	39.049	143.4	1:03.088	147.5	23.645	103.9		2:05.782	
2	39.857	141.3	1:03.488	146.8	23.316	107.4		2:06.661		7	39.332	142.8	1:03.282	147.8	23.102	108.2		2:05.716	
3	39.548	141.3	1:03.524	147.8	23.423	102.9		2:06.495		8	39.326	142.8	1:03.537	147.5	23.417	103.1		2:06.280	
4	39.560	141.6	1:04.217	146.2	23.245	108.1		2:07.022		9	40.215	136.4	1:04.089	147.2	23.263	106.7		2:07.567	
5	39.371	142.2	1:02.831	147.8	22.908	107.9		2:05.110		10	39.438	141.0	1:04.146	148.8	23.386	104.4		2:06.970	

66 Mike Donovan (CMB)										Lola T70 Mk3B									
lap	Sect-1	Speed	Sect-2	Speed	Sect-3	Speed	TopSpeed	laptime	pit	lap	Sect-1	Speed	Sect-2	Speed	Sect-3	Speed	Topspeed	laptime	pit
1		134.8	1:04.504	153.9	24.857	99.0		2:13.489		6	40.636	141.9	1:04.773	152.2	24.477	106.5		2:09.886	
2	40.330	139.5	1:04.278	152.5	24.597	106.0		2:09.205		7	39.968	140.7	1:06.262	151.8	25.562	105.8		2:11.792	
3	40.442	142.8	1:04.204	152.5	24.541	105.4		2:09.187		8	40.414	139.8	1:04.481	152.5	24.358	106.7		2:09.253	
4	40.040	144.0	1:04.524	152.9	25.383	97.0		2:09.947		9	41.138	138.9	1:04.651	152.2	25.937	103.2		2:11.726	
5	40.854	142.8	1:04.754	151.1	25.620	99.9		2:11.228		10	40.570	141.6	1:04.382	152.2	24.621	105.7		2:09.573	

67 Rob Hall (INC)										Matra MS670B/C									
lap	Sect-1	Speed	Sect-2	Speed	Sect-3	Speed	TopSpeed	laptime	pit	lap	Sect-1	Speed	Sect-2	Speed	Sect-3	Speed	Topspeed	laptime	pit
1		153.6	59.854	160.5	22.028	110.9		1:59.813		6	37.391	154.6	59.896	160.9	23.105	112.6		2:00.392	
2	37.684	153.2	1:00.408	161.3	22.286	113.7		2:00.378		7	37.441	155.3	59.904	160.5	22.521	112.4		1:59.866	
3	37.435	154.3	1:00.261	160.5	22.005	114.7		1:59.701		8	37.230	154.6	1:00.385	161.3	22.281	113.7		1:59.896	
4	37.316	154.6	1:00.019	158.6	22.060	114.9		1:59.395		9	38.297	151.5	1:00.874	160.5	22.435	111.8		2:01.606	
5	37.486	155.3	1:00.290	160.2	21.872	113.9		1:59.648		10	38.064	154.6	1:01.124	158.6	23.369	110.4		2:02.557	



Session Start: 17:49:57 - Finish: 18:10:00  
 Weather/Track Conditions: Cloud / Dry  
 Circuit: Silverstone Historic Grand Prix  
 Track Length: 5.857 Km - 3.6394 miles

# Silverstone Classic - 29 - 31 Jul 2016

## Can-Am 50 InterSerie Challenge

### Race 20 - Sector Analysis

78 Charlie Birkett (CMB)									Ford GT40										
lap	Sect-1	Speed	Sect-2	Speed	Sect-3	Speed	TopSpeed	laptime	pit	lap	Sect-1	Speed	Sect-2	Speed	Sect-3	Speed	Topspeed	laptime	pit
1		110.7	1:16.525	139.8	29.323	85.8		2:36.863		5	47.220	125.0	1:15.196	122.0	29.401	89.1			2:31.817
2	47.490	106.7	1:15.902	127.1	30.057	86.1		2:33.449		6	47.897	122.9	1:14.376	137.8	29.710	91.6			2:31.983
3	46.772	116.7	1:15.351	138.4	29.376	90.6		2:31.499		7	45.800	123.6	1:16.147	141.9	28.543	90.9			2:30.490
4	46.608	113.4	1:15.011	138.4	30.913	85.3		2:32.532		8	45.989	121.6	1:15.164	137.5	28.361	91.4			2:29.514

79 Gary Wright (CMB)									Ford GT40										
lap	Sect-1	Speed	Sect-2	Speed	Sect-3	Speed	TopSpeed	laptime	pit	lap	Sect-1	Speed	Sect-2	Speed	Sect-3	Speed	Topspeed	laptime	pit
1		118.1	1:17.886	124.7	31.908	87.8		2:42.638		5	47.962	121.6	1:18.568	126.9	30.248	86.5			2:36.778
2	47.498	111.3	1:17.719	135.6	30.399	84.7		2:35.616		6	47.626	119.4	1:16.269	133.9	29.527	88.3			2:33.422
3	47.519	114.7	1:18.694	125.7	31.331	81.4		2:37.544		7	47.017	109.8	1:15.686	137.0	29.364	93.6			2:32.067
4	48.300	114.9	1:17.468	129.8	30.522	86.7		2:36.290		8	46.175	121.6	1:15.746	139.5	29.265	80.0			2:31.186

85 Tony Sinclair (INB)									Lola T292										
lap	Sect-1	Speed	Sect-2	Speed	Sect-3	Speed	TopSpeed	laptime	pit	lap	Sect-1	Speed	Sect-2	Speed	Sect-3	Speed	Topspeed	laptime	pit
1		138.1	1:02.993	146.2	23.259	106.2		2:07.732		6	39.472	141.3	1:03.065	146.2	23.374	105.5			2:05.911
2	38.558	140.1	1:02.653	145.6	23.453	102.3		2:04.664		7	38.820	141.0	1:02.400	145.6	23.527	105.7			2:04.747
3	39.472	140.4	1:02.784	145.9	23.824	103.1		2:06.080		8	38.954	138.4	1:02.940	146.5	23.800	105.2			2:05.694
4	39.186	140.1	1:03.253	145.6	23.614	102.5		2:06.053		9	39.662	140.4	1:02.662	145.9	23.654	101.8			2:05.978
5	40.020	140.7	1:02.709	144.9	24.753	96.3		2:07.482		10	39.436	140.4	1:03.380	145.9	23.907	101.2			2:06.723

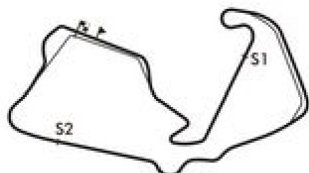
88 Kevin Cooke (INB)									Royale RP17										
lap	Sect-1	Speed	Sect-2	Speed	Sect-3	Speed	TopSpeed	laptime	pit	lap	Sect-1	Speed	Sect-2	Speed	Sect-3	Speed	Topspeed	laptime	pit
1		123.4	1:07.228	141.6	25.622	102.6		2:19.145		2	43.115	137.0	1:12.150	139.2					2:31.757

95 Gary Culver (CMB)									Lola T70 Mk3										
lap	Sect-1	Speed	Sect-2	Speed	Sect-3	Speed	TopSpeed	laptime	pit	lap	Sect-1	Speed	Sect-2	Speed	Sect-3	Speed	Topspeed	laptime	pit
1		128.6	1:08.014	153.6	25.301	97.3		2:20.373		6	41.779	140.1	1:06.025	153.6	25.403	103.4			2:13.207
2	42.235	129.6	1:06.541	152.2	25.549	98.1		2:14.325		7	41.483	140.4	1:06.164	153.6	25.489	92.9			2:13.136
3	42.419	121.8	1:06.647	153.9	26.358	100.2		2:15.424		8	42.535	141.0	1:06.035	154.3	25.622	97.5			2:14.192
4	42.024	132.9	1:06.187	153.2	25.311	99.3		2:13.522		9	43.229	132.1	1:08.172	151.1	25.640	101.1			2:17.041
5	41.512	142.5	1:06.576	152.2	25.573	99.3		2:13.661		10									

111 Derek Jones (INB)									GRD S72										
lap	Sect-1	Speed	Sect-2	Speed	Sect-3	Speed	TopSpeed	laptime	pit	lap	Sect-1	Speed	Sect-2	Speed	Sect-3	Speed	Topspeed	laptime	pit
1		127.1	1:06.955	141.3	24.935	103.1		2:19.286		6	41.124	133.9	1:05.370	141.6	25.599	102.0			2:12.093
2	42.278	136.1	1:05.920	139.8	23.899	105.5		2:12.097		7	41.186	135.6	1:05.946	144.3	24.566	105.2			2:11.698
3	41.315	131.8	1:05.097	140.7	24.809	97.5		2:11.221		8	41.749	133.9	1:04.928	143.1	24.946	96.6			2:11.623
4	41.209	135.6	1:04.537	140.7	24.327	103.6		2:10.073		9	40.980	135.8	1:04.771	143.1	24.529	106.4			2:10.280
5	42.173	132.9	1:05.461	142.5	24.993	104.7		2:12.627		10	41.395	132.9	1:05.698	143.4	24.283	106.4			2:11.376

138 Adam Simmonds (CMB)									BMC Huffaker Genie Mk10										
lap	Sect-1	Speed	Sect-2	Speed	Sect-3	Speed	TopSpeed	laptime	pit	lap	Sect-1	Speed	Sect-2	Speed	Sect-3	Speed	Topspeed	laptime	pit
1		105.0	1:23.286		34.641	74.7		2:56.140		5	52.023	105.5	1:23.633		33.704	81.8			2:49.360
2	53.844	100.3	1:25.743	109.5	35.656	69.4		2:55.243		6	52.275	105.8	1:24.112		33.373	77.3			2:49.760
3	54.780	103.9	1:25.824		34.249	79.0		2:54.853		7	52.203	110.4	1:23.762		33.220	80.3			2:49.185
4	53.365	106.4	1:25.244		33.918	80.3		2:52.527		8									

167 Michele Liguori (INC)									Lola T292										
lap	Sect-1	Speed	Sect-2	Speed	Sect-3	Speed	TopSpeed	laptime	pit	lap	Sect-1	Speed	Sect-2	Speed	Sect-3	Speed	Topspeed	laptime	pit
1		153.9	1:02.650	164.5	23.457	110.7		2:06.571		6	39.179	148.8	1:02.356	162.5	23.818	109.1			2:05.353
2	38.182	153.2	1:00.907	166.1	23.316	111.5		2:02.405		7	38.416	155.3	1:01.755	163.3	23.358	110.9			2:03.529
3	38.360	156.4	1:01.533	166.5	23.717	106.2		2:03.610		8	38.943	153.9	1:02.462	162.9	23.357	102.0			2:04.762
4	38.977	147.2	1:02.048	164.9	26.628	91.9		2:07.653		9	39.241	145.6	1:02.795	158.6	23.611	108.6			2:05.647
5	39.992	152.5	1:01.605	164.9	23.429	107.2		2:05.026		10	39.371	145.6	1:02.378	159.8	24.166	104.9			2:05.915



Session Start: 17:49:57 - Finish: 18:10:00

Weather/Track Conditions: Cloud / Dry

Circuit: Silverstone Historic Grand Prix

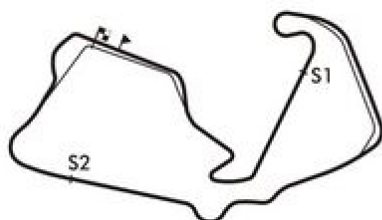
Track Length: 5.857 Km - 3.6394 miles

# Silverstone Classic - 29 - 31 Jul 2016

## Can-Am 50 Interserie Challenge

### Race 20 - Best Sector Times

POS	NO	DRIVER/S	Sector 1			Sector 2			Sector 3			IDEAL LAP	BEST LAP	On
			TIME	LAP	POS	TIME	LAP	POS	TIME	LAP	POS			
1	67	Rob Hall	37.230	8	1	59.854	1	2	21.872	5	1	1:58.956	<b>1:59.395</b>	<b>4</b>
2	8	Andrew Newall	37.346	2	2	58.904	6	1	22.402	3	2	1:58.652	<b>1:59.262</b>	<b>4</b>
3	167	Michele Liguori	38.182	2	4	1:00.907	2	4	23.316	2	5	2:02.405	<b>2:02.405</b>	<b>2</b>
4	85	Tony Sinclair	38.558	2	5	1:02.400	7	6	23.259	1	4	2:04.217	<b>2:04.664</b>	<b>2</b>
5	60	John Burton	39.049	6	6	1:02.831	5	7	22.908	5	3	2:04.788	<b>2:05.110</b>	<b>5</b>
6	31	Frank Bradley	40.048	6	10	1:02.052	3	5	23.912	1	8	2:06.012	<b>2:07.213</b>	<b>3</b>
7	3	Marc Devis	39.698	6	8	1:03.260	8	8	23.933	9	9	2:06.891	<b>2:07.208</b>	<b>6</b>
8	66	Mike Donovan	39.968	7	9	1:04.204	3	10	24.358	8	11	2:08.530	<b>2:09.187</b>	<b>3</b>
9	111	Derek Jones	40.980	9	12	1:04.537	4	11	23.899	2	7	2:09.416	<b>2:10.073</b>	<b>4</b>
10	21	Robert Parker	40.296	6	11	1:05.166	8	12	24.371	8	12	2:09.833	<b>2:10.546</b>	<b>6</b>
11	95	Gary Culver	41.483	7	13	1:06.025	6	13	25.301	1	15	2:12.809	<b>2:13.136</b>	<b>7</b>
12	54	Jonathan Loader	42.324	5	15	1:06.998	3	15	25.107	7	13	2:14.429	<b>2:15.377</b>	<b>3</b>
13	24	Vic Nutter	41.801	7	14	1:06.681	5	14	25.260	8	14	2:13.742	<b>2:14.095</b>	<b>8</b>
14	40	Sandy Watson	43.008	4	16	1:09.500	2	17	26.039	9	17	2:18.547	<b>2:19.568</b>	<b>4</b>
15	11	Harm Lagaaij	43.817	3	18	1:09.720	3	18	27.762	4	18	2:21.299	<b>2:21.320</b>	<b>3</b>
16	78	Charlie Birkett	45.800	7	20	1:14.376	6	20	28.361	8	19	2:28.537	<b>2:29.514</b>	<b>8</b>
17	44	Anthony Taylor	45.447	2	19	1:13.755	1	19	29.357	1	21	2:28.559	<b>2:30.427</b>	<b>2</b>
18	79	Gary Wright	46.175	8	21	1:15.686	7	21	29.265	8	20	2:31.126	<b>2:31.186</b>	<b>8</b>
19	2	Harry Read	49.272	2	23	1:20.404	1	23	33.592	1	24	2:43.268	<b>2:44.192</b>	<b>2</b>
20	138	Adam Simmonds	52.023	5	24	1:23.286	1	24	33.220	7	23	2:48.529	<b>2:49.185</b>	<b>7</b>
21	38	James Claridge	39.607	5	7	1:03.611	3	9	23.498	3	6	2:06.716	<b>2:07.312</b>	<b>3</b>
22	6	John Grant	37.819	3	3	1:00.895	2	3	24.013	2	10	2:02.727	<b>2:03.087</b>	<b>2</b>
23	88	Kevin Cooke	43.115	2	17	1:07.228	1	16	25.622	1	16	2:15.965	<b>2:19.145</b>	<b>1</b>
24	22	Matt Manderson	47.440	2	22	1:19.169	1	22	29.841	1	22	2:36.450	<b>2:41.284</b>	<b>1</b>



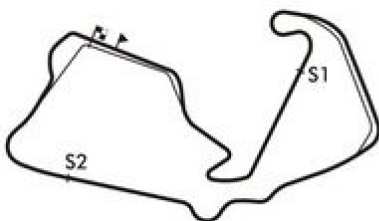
**Session Start: 17:49:57 - Finish: 18:10:00**  
**Weather/Track Conditions: Cloud / Dry**  
**Circuit: Silverstone Historic Grand Prix**  
**Track Length: 5.857 Km - 3.6394 miles**

# Silverstone Classic - 29 - 31 Jul 2016

## Can-Am 50 Interserie Challenge

### Race 20 - Best Sector Speeds

	NO	SECTOR 1	MPH	NO	SECTOR 2	MPH	NO	SECTOR 3	MPH
1	8	Andrew Newall	161.3	6	John Grant	172.1	67	Rob Hall	114.9
2	6	John Grant	156.4	31	Frank Bradley	172.1	8	Andrew Newall	114.5
3	167	Michele Liguori	156.4	8	Andrew Newall	168.2	31	Frank Bradley	111.7
4	67	Rob Hall	155.3	167	Michele Liguori	166.5	167	Michele Liguori	111.5
5	31	Frank Bradley	153.6	67	Rob Hall	161.3	38	James Claridge	110.6
6	3	Marc Devis	147.2	3	Marc Devis	159.4	6	John Grant	109.1
7	66	Mike Donovan	144.0	95	Gary Culver	154.3	60	John Burton	108.2
8	60	John Burton	143.4	66	Mike Donovan	153.9	21	Robert Parker	107.4
9	95	Gary Culver	142.5	60	John Burton	148.8	66	Mike Donovan	106.7
10	85	Tony Sinclair	141.3	85	Tony Sinclair	146.5	3	Marc Devis	106.5
11	21	Robert Parker	138.1	111	Derek Jones	144.3	111	Derek Jones	106.4
12	38	James Claridge	137.8	21	Robert Parker	143.1	85	Tony Sinclair	106.2
13	24	Vic Nutter	137.5	24	Vic Nutter	142.2	95	Gary Culver	103.4
14	88	Kevin Cooke	137.0	54	Jonathan Loader	142.2	54	Jonathan Loader	102.8
15	111	Derek Jones	136.1	78	Charlie Birkett	141.9	88	Kevin Cooke	102.6
16	54	Jonathan Loader	134.8	38	James Claridge	141.6	24	Vic Nutter	101.7
17	40	Sandy Watson	129.1	88	Kevin Cooke	141.6	11	Harm Lagaij	101.2
18	78	Charlie Birkett	125.0	79	Gary Wright	139.5	40	Sandy Watson	98.8
19	44	Anthony Taylor	124.0	11	Harm Lagaij	136.1	79	Gary Wright	93.6
20	79	Gary Wright	121.6	40	Sandy Watson	134.5	78	Charlie Birkett	91.6
21	11	Harm Lagaij	117.9	22	Matt Manderson	132.9	44	Anthony Taylor	90.0
22	2	Harry Read	114.3	44	Anthony Taylor	132.1	22	Matt Manderson	89.1
23	22	Matt Manderson	111.8	2	Harry Read	119.0	138	Adam Simmonds	81.8
24	138	Adam Simmonds	110.4	138	Adam Simmonds	109.5	2	Harry Read	81.2



**Session Start: 17:49:57 - Finish: 18:10:00**  
**Weather/Track Conditions: Cloud / Dry**  
**Circuit: Silverstone Historic Grand Prix**  
**Track Length: 5.857 Km - 3.6394 miles**

# Silverstone Classic - 29 - 31 Jul 2016

## Can-Am 50 Interserie Challenge

### Race 20 - Lap Chart

Lap 1			Lap 2			Lap 3			Lap 4			Lap 5			Lap 6		
NO	Behind	Laptime	NO	Behind	Laptime	NO	Behind	Laptime	NO	Behind	Laptime	NO	Behind	Laptime	NO	Behind	Laptime
67		1:59.813	67		2:00.378	67		1:59.701	67		1:59.395	67		1:59.648	67		2:00.392
8	1.046	2:00.859	8	0.973	2:00.305	8	1.084	1:59.812	8	0.951	1:59.262	8	2.460	2:01.157	8	1.485	1:59.417
6	5.604	2:05.417	6	8.313	2:03.087	167	12.694	2:03.610	167	20.952	2:07.653	44	1 LAP	2:37.744	11	1 LAP	2:24.432
167	6.758	2:06.571	167	8.785	2:02.405	6	18.486	2:09.874	2	1 LAP	2:47.360	78	1 LAP	2:32.532	167	31.291	2:05.353
85	7.919	2:07.732	85	12.205	2:04.664	85	18.584	2:06.080	85	25.242	2:06.053	167	26.330	2:05.026	85	38.595	2:05.911
31	10.197	2:10.010	60	16.794	2:06.661	60	23.588	2:06.495	60	31.215	2:07.022	85	33.076	2:07.482	60	42.067	2:05.782
60	10.511	2:10.324	31	18.569	2:08.750	31	26.081	2:07.213	31	36.626	2:09.940	79	1 LAP	2:36.290	78	1 LAP	2:31.817
38	11.705	2:11.518	38	19.997	2:08.670	38	27.608	2:07.312	38	39.864	2:11.651	60	36.677	2:05.110	44	1 LAP	2:36.030
66	13.676	2:13.489	66	22.503	2:09.205	66	31.989	2:09.187	66	42.541	2:09.947	31	44.328	2:07.350	31	51.252	2:07.316
21	15.144	2:14.957	3	24.319	2:08.846	3	33.015	2:08.397	3	42.832	2:09.212	3	52.801	2:09.617	3	59.617	2:07.208
3	15.851	2:15.664	21	27.300	2:12.534	21	39.905	2:12.306	138	1 LAP	2:54.853	66	54.121	2:11.228	66	1:03.615	2:09.886
54	18.877	2:18.690	111	31.192	2:12.097	111	42.712	2:11.221	21	53.087	2:12.577	111	1:06.369	2:12.627	79	1 LAP	2:36.778
88	19.332	2:19.145	54	34.047	2:15.548	54	49.723	2:15.377	111	53.390	2:10.073	21	1:07.216	2:13.777	21	1:17.370	2:10.546
111	19.473	2:19.286	95	34.507	2:14.325	95	50.230	2:15.424	95	1:04.357	2:13.522	2	1 LAP	2:50.445	111	1:18.070	2:12.093
95	20.560	2:20.373	40	47.248	2:20.393	24	1:04.916	2:16.300	54	1:06.485	2:16.157	95	1:18.370	2:13.661	95	1:31.185	2:13.207
11	26.391	2:26.204	24	48.317	2:20.266	40	1:07.306	2:19.759	24	1:20.320	2:14.799	54	1:23.344	2:16.507	54	1:39.910	2:16.958
40	27.233	2:27.046	11	49.759	2:23.746	11	1:11.378	2:21.320	40	1:27.479	2:19.568	24	1:35.145	2:14.473	24	1:51.046	2:16.293
24	28.429	2:28.242	88	50.711	2:31.757	44	1:36.332	2:33.262	11	1:37.150	2:25.167	138	1 LAP	2:52.527			
44	32.722	2:32.535	44	1:02.771	2:30.427	78	1:41.919	2:31.499				40	1:48.783	2:20.952			
78	37.050	2:36.863	78	1:10.121	2:33.449	79	1:55.906	2:37.544									
22	41.471	2:41.284	79	1:18.063	2:35.616												
79	42.825	2:42.638	2	1:32.934	2:44.192												
2	49.120	2:48.933	22	1:47.833	3:06.740												
138	56.327	2:56.140	138	1:51.192	2:55.243												

**Session Start: 17:49:57 - Finish: 18:10:00**  
**Weather/Track Conditions: Cloud / Dry**  
**Circuit: Silverstone Historic Grand Prix**  
**Track Length: 5.857 Km - 3.6394 miles**

# Silverstone Classic - 29 - 31 Jul 2016

## Can-Am 50 Interserie Challenge

### Race 20 - Lap Chart

Lap 7			Lap 8			Lap 9			Lap 10		
NO	Behind	Laptime	NO	Behind	Laptime	NO	Behind	Laptime	NO	Behind	Laptime
67		1:59.866	67		1:59.896	67		2:01.606	67		2:02.557
8	3.190	2:01.571	8	3.907	2:00.613	8	3.432	2:01.131	138	3 LAPS	2:49.185
2	2 LAPS	2:53.071	24	1 LAP	2:15.520	54	1 LAP	2:16.104	8	5.183	2:04.308
40	1 LAP	2:20.816	40	1 LAP	2:20.598	79	2 LAPS	2:32.067	95	1 LAP	2:17.041
11	1 LAP	2:23.917	167	39.820	2:04.762	24	1 LAP	2:14.095	78	2 LAPS	2:29.514
138	2 LAPS	2:49.360	11	1 LAP	2:23.019	167	43.861	2:05.647	54	1 LAP	2:17.455
167	34.954	2:03.529	85	49.274	2:05.694	40	1 LAP	2:20.692	24	1 LAP	2:17.657
85	43.476	2:04.747	60	54.301	2:06.280	85	53.646	2:05.978	44	2 LAPS	2:42.564
60	47.917	2:05.716	2	2 LAPS	2:51.471	60	1:00.262	2:07.567	79	2 LAPS	2:31.186
31	1:00.946	2:09.560	31	1:09.886	2:08.836	11	1 LAP	2:24.874	167	47.219	2:05.915
3	1:08.375	2:08.624	3	1:16.397	2:07.918	31	1:18.216	2:09.936	85	57.812	2:06.723
66	1:15.541	2:11.792	138	2 LAPS	2:49.760	3	1:22.373	2:07.582	60	1:04.675	2:06.970
78	1 LAP	2:31.983	66	1:24.898	2:09.253	66	1:35.018	2:11.726	40	1 LAP	2:19.773
44	1 LAP	2:33.051	21	1:40.690	2:10.920	2	2 LAPS	2:46.252	31	1:26.918	2:11.259
21	1:29.666	2:12.162	111	1:41.629	2:11.623	21	1:49.866	2:10.782	3	1:28.223	2:08.407
111	1:29.902	2:11.698	78	1 LAP	2:30.490	111	1:50.303	2:10.280	11	1 LAP	2:27.829
79	1 LAP	2:33.422	44	1 LAP	2:32.669				66	1:42.034	2:09.573
95	1:44.455	2:13.136	95	1:58.751	2:14.192				111	1:59.122	2:11.376
54	1:56.193	2:16.149							21	1:59.798	2:12.489
									2	2 LAPS	2:50.022

**Session Start: 17:49:57 - Finish: 18:10:00**  
**Weather/Track Conditions: Cloud / Dry**  
**Circuit: Silverstone Historic Grand Prix**  
**Track Length: 5.857 Km - 3.6394 miles**