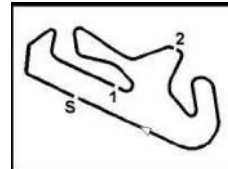
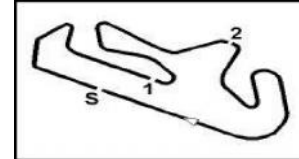

Algarve Classic Festival 2013
FIA LURANI TROPHY
AIA - FIA FAST/FAST 4.653 Km
RACE 1 + RACE 2 - OFFICIAL

Pos	No.	Name	Class	R1.	R2.	Laps	Total Tm	Diff
1	992	Pierre Tonetti	E1	12 [27:36.629]	10 [26:31.803]	22	54:08.433	
2	54	John Fyda	E1	12 [27:41.918]	10 [26:44.826]	22	54:26.745	18.312
3	92	Don Thallon	E1	12 [27:43.370]	10 [27:24.755]	22	55:08.126	59.693
4	87	Stephane Rey	E1	12 [27:42.860]	10 [27:31.533]	22	55:14.394	1:05.961
5	89	Mark Pangborn	E1	12 [27:45.233]	10 [27:42.444]	22	55:27.678	1:19.245
6	73	Peter Anstiss	E1	12 [27:44.559]	10 [27:49.677]	22	55:34.237	1:25.804
7	56	Joao Costa	E1	12 [27:41.370]	10 [28:01.241]	22	55:42.612	1:34.179
8	270	Mauro Poponcini	H	12 [27:54.484]	10 [28:01.737]	22	55:56.222	1:47.789
9	181	John Lord	E1	12 [28:28.812]	10 [28:29.118]	22	56:57.931	2:49.498
10	48	John Delane	C2	12 [27:54.141]	10 [29:07.840]	22	57:01.982	2:53.549
11	40	Philippe Bonny	H	12 [28:32.532]	10 [29:00.710]	22	57:33.243	3:24.810
12	174	Larry Kinch	E1	12 [28:34.752]	10 [29:06.980]	22	57:41.733	3:33.300
13	33	Andrea Guarino	E1	12 [28:33.884]	9 [26:54.507]	21	55:28.392	1 Lap
14	42	Martin Aubert	D2	11 [27:39.294]	10 [29:04.867]	21	56:44.162	1:15.770
15	81	Steve Futter	D2	11 [27:37.244]	10 [29:20.120]	21	56:57.365	1:28.973
16	30	Luc Deneve	D2	11 [27:38.508]	10 [29:21.092]	21	56:59.601	1:31.209
17	156	Vernon Williamson	E1	11 [27:37.168]	9 [27:04.266]	20	54:41.435	2 Laps
18	37	James Owen	C2	11 [27:38.345]	9 [27:49.394]	20	55:27.740	46.305
19	9	Bob Birrell	B2	11 [27:44.216]	9 [28:59.790]	20	56:44.007	2:02.572
20	74	Francesco Baldanza	E1	12 [28:34.890]	7 [20:27.780]	19	49:02.671	3 Laps
21	25	Andrew Tart	B2	8 [18:31.270]	10 [29:04.754]	18	47:36.025	4 Laps
22	53	Philipp Buhofer	E1	7 [17:06.281]	10 [26:58.032]	17	44:04.314	5 Laps
23	7	Duncan Rabagliati	B2	6 [15:49.687]	9 [26:57.225]	15	42:46.913	7 Laps
24	58	Richard Smeeton	E1	3 [9:53.467]	10 [26:52.023]	13	36:45.491	9 Laps
25	170	Anthony Nobles	E1	11 [27:40.310]	0 []	11	27:40.310	11 Laps
26	10	Gil Duffy	B2	11 [27:43.324]	0 []	11	27:43.324	3.014
Not classified (50% = 11 Laps)								
27	72	John Dowson	E1	7 [16:32.007]	0 []	7	16:32.007	15 Laps
28	88	Kim Shearn	C2	2 [5:40.888]	0 []	2	5:40.888	20 Laps
29	62	Tommaso Gelmini	E1	0 []	0 []	0	0.000	22 Laps
30	70	David Methley	E1	0 []	0 []	0	0.000	


Algarve Classic Festival 2013
FIA LURANI TROPHY
AIA - FIA FAST/FAST 4.653 Km
RACE 1 + RACE 2 - OFFICIAL

Pos	No.	Name	Class	R1.	R2.	Laps	Total Tm	Diff
1	992	Pierre Tonetti	E1	12 [27:36.629]	10 [26:31.803]	22	54:08.433	
2	54	John Fyda	E1	12 [27:41.918]	10 [26:44.826]	22	54:26.745	18.312
3	92	Don Thallon	E1	12 [27:43.370]	10 [27:24.755]	22	55:08.126	59.693
4	87	Stephane Rey	E1	12 [27:42.860]	10 [27:31.533]	22	55:14.394	1:05.961
5	89	Mark Pangborn	E1	12 [27:45.233]	10 [27:42.444]	22	55:27.678	1:19.245
6	73	Peter Anstiss	E1	12 [27:44.559]	10 [27:49.677]	22	55:34.237	1:25.804
7	56	Joao Costa	E1	12 [27:41.370]	10 [28:01.241]	22	55:42.612	1:34.179
8	270	Mauro Poponcini	H	12 [27:54.484]	10 [28:01.737]	22	55:56.222	1:47.789
9	181	John Lord	E1	12 [28:28.812]	10 [28:29.118]	22	56:57.931	2:49.498
10	48	John Delane	C2	12 [27:54.141]	10 [29:07.840]	22	57:01.982	2:53.549
11	40	Philippe Bonny	H	12 [28:32.532]	10 [29:00.710]	22	57:33.243	3:24.810
12	174	Larry Kinch	E1	12 [28:34.752]	10 [29:06.980]	22	57:41.733	3:33.300
13	33	Andrea Guarino	E1	12 [28:33.884]	9 [26:54.507]	21	55:28.392	1 Lap
14	42	Martin Aubert	D2	11 [27:39.294]	10 [29:04.867]	21	56:44.162	1:15.770
15	81	Steve Futter	D2	11 [27:37.244]	10 [29:20.120]	21	56:57.365	1:28.973
16	30	Luc Deneve	D2	11 [27:38.508]	10 [29:21.092]	21	56:59.601	1:31.209
17	156	Vernon Williamson	E1	11 [27:37.168]	9 [27:04.266]	20	54:41.435	2 Laps
18	37	James Owen	C2	11 [27:38.345]	9 [27:49.394]	20	55:27.740	46.305
19	9	Bob Birrell	B2	11 [27:44.216]	9 [28:59.790]	20	56:44.007	2:02.572
20	74	Francesco Baldanza	E1	12 [28:34.890]	7 [20:27.780]	19	49:02.671	3 Laps
21	25	Andrew Tart	B2	8 [18:31.270]	10 [29:04.754]	18	47:36.025	4 Laps
22	53	Philipp Buhofer	E1	7 [17:06.281]	10 [26:58.032]	17	44:04.314	5 Laps
23	7	Duncan Rabagliati	B2	6 [15:49.687]	9 [26:57.225]	15	42:46.913	7 Laps
24	58	Richard Smeeton	E1	3 [9:53.467]	10 [26:52.023]	13	36:45.491	9 Laps
25	170	Anthony Nobles	E1	11 [27:40.310]	0 []	11	27:40.310	11 Laps
26	10	Gil Duffy	B2	11 [27:43.324]	0 []	11	27:43.324	3.014
Not classified (50% = 11 Laps)								
27	72	John Dowson	E1	7 [16:32.007]	0 []	7	16:32.007	15 Laps
28	88	Kim Shearn	C2	2 [5:40.888]	0 []	2	5:40.888	20 Laps
29	62	Tommaso Gelmini	E1	0 []	0 []	0	0.000	22 Laps
30	70	David Methley	E1	0 []	0 []	0	0.000	



Algarve Classic Festival 2013

FIA LURANI TROPHY

AIA - FIA FAST/FAST 4.653 Km

RACE 1

19/10/2013 14:50

Race (25:00 Time) started at 14:56:36

Pos	No.	Team	Nat.	Driver 1	Car	Model	Year	CC	Class	PIC	Laps	Total Tm	Diff	Best Tm	In Lap
B1															
1	10	Gil Duffy	GB	G.Duffy	Bond	FJ	1960	998	B1	1	11	27:43.324		2:23.818	8
B2															
1	9	Bob Birrell	GB	B.Birrell	Lola	MK2	1960	1098	B2	1	11	27:44.216		2:23.839	6
Not qualified															
DNF	25	Andrew Tart	GB	A.Tart	Bond	FJ	1960	1100	B2	DNF	8	18:31.270	DNF	2:16.623	7
DNF	7	Duncan Rabagliati	GB	D.Rabagliati	Alexis	HF1	1959	1098	B2	DNF	6	15:49.687	DNF	2:35.725	2
C2															
1	48	John Delane	US	J.Delane	Lotus	18	1960	1098	C2	1	12	27:54.141		2:16.063	4
2	37	James Owen	GB	J.Owen	Elva	200	1960	1096	C2	2	11	27:38.345	1 Lap	2:18.322	4
Not qualified															
DNF	88	Kim Shearn	AU	K.Shearn	Lotus	18 FJ	1960	1098	C2	DNF	2	5:40.888	DNF	3:22.336	2
D2															
1	81	Steve Futter	GB	S.Futter	Lotus	20	1961	1098	D2	1	11	27:37.244		2:18.719	6
2	30	Luc Deneve	BE	L.Deneve	Lotus	18 FJ	1960	1048	D2	2	11	27:38.508	1.264	2:22.545	5
3	42	Martin Aubert	AR	M.Aubert	Lotus	20	1961	1098	D2	3	11	27:39.294	2.050	2:20.904	7
E1															
1	992	Pierre Tonetti	IT	P.Tonetti	Brabham	BT6	1963	1100	E1	1	12	27:36.629		2:06.572	3
2	56	Joao Costa	PT	J.Costa	Lola	MK 5	1962	1098	E1	2	12	27:41.370	4.741	2:08.182	5
3	54	John Fyda	UK	J.Fyda	Lotus	22	1962	1098	E1	3	12	27:41.918	5.289	2:07.775	5
4	87	Stephane Rey	FR	S.Rey	Lola	MK 5 A	1963	1098	E1	4	12	27:42.860	6.231	2:08.857	8
5	92	Don Thallon	AU	D.Thallon	MRC	22	1963	1100	E1	5	12	27:43.370	6.741	2:09.439	2
6	73	Peter Anstiss	GB	P.Anstiss	Lotus	20/22	1961	1098	E1	6	12	27:44.559	7.930	2:10.856	3
7	89	Mark Pangborn	GB	M.Pangborn	Lotus	20B	1961	1098	E1	7	12	27:45.233	8.604	2:09.720	2

Chief of Timing & Scoring

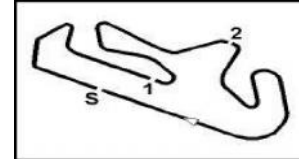
Timegear

Race Director

HORA DE AFIXACAO:

Stewards

Licensed to: Autodromo Internacional do Algarve



Algarve Classic Festival 2013

FIA LURANI TROPHY

AIA - FIA FAST/FAST 4.653 Km

RACE 1

19/10/2013 14:50

Race (25:00 Time) started at 14:56:36

Pos	No.	Team	Nat.	Driver 1	Car	Model	Year	CC	Class	PIC	Laps	Total Tm	Diff	Best Tm	In Lap
8	181	John Lord	GB	J.Lord	Lotus	20/22	1961	1098	E1	8	12	28:28.812	52.183	2:17.462	7
9	33	Andrea Guarino	IT	A.Guarino	Lotus	22	1962	1098	E1	9	12	28:33.884	57.255	2:16.820	6
10	174	Larry Kinch	CA	L.Kinch	Lotus	22	1961	1098	E1	10	12	28:34.752	58.123	2:17.953	6
11	74	Francesco Baldanza	IT	F.Baldanza	Brabham	BT6	1963	1998	E1	11	12	28:34.890	58.261	2:17.709	6
12	156	Vernon Williamson	UK	V.Williamson	Ausper	T4	1962	1098	E1	12	11	27:37.168	1 Lap	2:18.335	6
13	170	Anthony Nobles	US	A.Nobles	Lotus	22	1962	1098	E1	13	11	27:40.310	1 Lap	2:19.603	6
Not qualified															
DNF	72	John Dowson	GB	J.Dowson	Brabham	BT2	1962	1098	E1	DNF	7	16:32.007	DNF	2:08.188	2
DNF	53	Philipp Buhofer	CH	P.Buhofer	Lola	Mk5A	1963	1097	E1	DNF	7	17:06.281	DNF	2:08.291	5
DNF	58	Richard Smeeton	GB	R.Smeeton	Wainer	63	1963	1098	E1	DNF	3	9:53.467	DNF	2:40.531	2
DNS	70	David Methley	GB	D.Methley	Brabham	BT6	1963	1100	E1	DNS			DNS		0
DNS	62	Tommaso Gelmini	IT	T.Gelmini	Branca	FJ	1963	1100	E1	DNS			DNS		0
H															
1	270	Mauro Poponcini	BE	M.Poponcini	Cooper	T76	1965	997	H	1	12	27:54.484		2:15.882	5
2	40	Philippe Bonny	FR	P.Bonny	Tecno	F3 1000cc	1969	1000	H	2	12	28:32.532	38.048	2:16.088	7

Chief of Timing & Scoring

Race Director

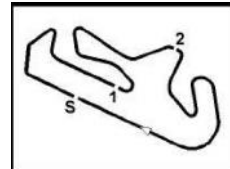
Stewards

Timegear

HORA DE AFIXACAO:

.

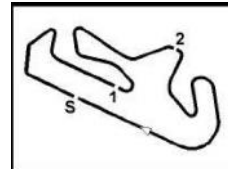
Licensed to: Autodromo Internacional do Algarve


Algarve Classic Festival 2013
FIA LURANI TROPHY
AIA - FIA FAST/FAST 4.653 Km
RACE 1
19/10/2013 14:50
Race (25:00 Time) started at 14:56:36

Lap	S1	Spd P1	S2	Spd P2	S3	Lap Tm	Diff	MaxSpd	Time of Day
(992) Pierre Tonetti									
1		161.163	40.563	104.247	46.725			128.266	14:58:44.360
2	39.346	153.361	40.924	97.385	46.647	2:06.917	+0.345	210.117	15:00:51.277
3	38.944	146.861	40.881	94.903	46.747	2:06.572		210.526	15:02:57.849
4	39.240	151.683	40.692	103.547	46.910	2:06.842	+0.270	212.181	15:05:04.691
5	39.261	155.077	40.882	105.263	46.487	2:06.630	+0.058	214.286	15:07:11.321
6	39.420	152.727	41.459	101.983	46.655	2:07.534	+0.962	215.139	15:09:18.855
7	39.136	156.169	41.355	92.545	46.181	2:06.672	+0.100	215.139	15:11:25.527
8	40.411	160.231	40.541	105.058	46.670	2:07.622	+1.050	219.512	15:13:33.149
9	39.257	152.727	41.084	102.564	47.085	2:07.426	+0.854	216.433	15:15:40.575
10	43.756	147.643	47.275	73.821	1:02.458	2:33.489	+26.917	211.765	15:18:14.064
11	1:04.168	79.143	1:02.420	70.866	1:07.666	3:14.254	+1:07.682	113.208	15:21:28.318
12	54.058	108.493	51.563	79.353	59.655	2:45.276	+38.704	130.435	15:24:13.594
(56) Joao Costa									
1		159.769	41.352	97.649	47.700			127.059	14:58:46.637
2	40.394	152.727	41.951	92.072	47.133	2:09.478	+1.296	206.897	15:00:56.115
3	41.447	148.235	41.688	94.159	47.003	2:10.138	+1.956	208.897	15:03:06.253
4	39.800	144.941	42.404	90.377	47.127	2:09.331	+1.149	213.018	15:05:15.584
5	39.470	149.233	41.663	88.452	47.049	2:08.182		213.439	15:07:23.766
6	39.970	153.786	42.073	89.330	46.888	2:08.931	+0.749	214.286	15:09:32.697
7	40.529	152.308	41.694	89.925	47.700	2:09.923	+1.741	213.861	15:11:42.620
8	41.400	154.429	41.717	90.075	47.088	2:10.205	+2.023	208.897	15:13:52.825
9	39.999	145.321	41.828	100.279	47.386	2:09.213	+1.031	212.181	15:16:02.038
10	52.680	94.688	52.949	79.882	59.481	2:45.110	+36.928	210.526	15:18:47.148
11	55.222	103.144	53.632	77.088	59.764	2:48.618	+40.436	124.424	15:21:35.766
12	52.229	108.493	53.192	77.475	57.148	2:42.569	+34.387	145.161	15:24:18.335
(54) John Fyda									
1		165.493	41.324	103.053	47.646			130.909	14:58:48.575
2	40.436	151.683	41.702	99.356	47.054	2:09.192	+1.417	209.302	15:00:57.767
3	40.985	149.434	42.543	92.624	46.676	2:10.204	+2.429	210.938	15:03:07.971
4	40.569	154.429	42.046	90.680	46.050	2:08.665	+0.890	213.439	15:05:16.636
5	39.905	154.429	41.705	87.520	46.165	2:07.775		216.000	15:07:24.411
6	40.414	151.890	42.330	85.782	46.131	2:08.875	+1.100	217.304	15:09:33.286
7	40.989	144.375	42.034	90.833	46.597	2:09.620	+1.845	213.439	15:11:42.906
8	41.050	155.294	43.093	86.469	46.377	2:10.520	+2.745	215.569	15:13:53.426
9	39.912	156.832	42.182	99.815	47.337	2:09.431	+1.656	217.304	15:16:02.857
10	52.556	98.472	52.806	79.529	59.474	2:44.836	+37.061	214.712	15:18:47.693
11	55.320	107.965	53.850	77.143	59.943	2:49.113	+41.338	135.508	15:21:36.806
12	51.965	115.500	52.842	77.364	57.270	2:42.077	+34.302	146.739	15:24:18.883
(87) Stephane Rey									
1		142.703	41.885	98.630	48.048			131.227	14:58:49.633
2	40.263	151.269	41.779	88.743	47.831	2:09.873	+1.016	210.526	15:00:59.506
3	40.415	149.233	41.895	91.837	47.726	2:10.036	+1.179	208.092	15:03:09.542
4	39.883	154.429	41.738	93.184	47.724	2:09.345	+0.488	210.938	15:05:18.887
5	39.879	153.786	41.682	84.375	47.834	2:09.395	+0.538	209.709	15:07:28.282

Chief of Timing & Scoring
Timegear
Race Director
Stewards

Licensed to: Autodromo Internacional do Algarve


Algarve Classic Festival 2013
FIA LURANI TROPHY
AIA - FIA FAST/FAST 4.653 Km
RACE 1
19/10/2013 14:50
Race (25:00 Time) started at 14:56:36

Lap	S1	Spd P1	S2	Spd P2	S3	Lap Tm	Diff	MaxSpd	Time of Day
6	39.555	154.644	41.794	94.654	48.012	2:09.361	+0.504	211.765	15:09:37.643
7	39.720	157.277	41.511	89.182	47.849	2:09.080	+0.223	210.117	15:11:46.723
8	39.808	146.667	41.536	92.308	47.513	2:08.857		211.765	15:13:55.580
9	39.934	143.813	43.211	90.226	48.503	2:11.648	+2.791	212.598	15:16:07.228
10	50.352	91.334	51.599	78.204	59.531	2:41.482	+32.625	208.897	15:18:48.710
11	55.648	105.299	53.261	81.142	59.987	2:48.896	+40.039	135.849	15:21:37.606
12	52.379	101.353	52.094	74.125	57.746	2:42.219	+33.362	138.996	15:24:19.825

(92) Don Thallon

1		147.840	42.813	98.720	47.284			135.338	14:58:51.414
2	40.214	150.857	41.940	103.846	47.285	2:09.439		210.526	15:01:00.853
3	40.226	150.448	42.048	104.147	47.596	2:09.870	+0.431	211.765	15:03:10.723
4	40.305	159.310	42.265	105.779	47.509	2:10.079	+0.640	212.598	15:05:20.802
5	40.233	160.463	42.012	95.070	47.454	2:09.699	+0.260	212.598	15:07:30.501
6	40.011	151.683	42.428	102.370	47.785	2:10.224	+0.785	212.181	15:09:40.725
7	40.092	153.786	42.423	93.345	47.414	2:09.929	+0.490	212.598	15:11:50.654
8	40.225	154.000	42.887	97.473	47.712	2:10.824	+1.385	211.350	15:14:01.478
9	40.741	156.832	43.101	98.720	48.014	2:11.856	+2.417	208.897	15:16:13.334
10	47.491	92.170	53.611	88.380	56.098	2:37.200	+27.761	209.302	15:18:50.534
11	58.296	116.226	50.144	83.916	1:00.176	2:48.616	+39.177	127.059	15:21:39.150
12	53.565	110.991	51.343	85.987	56.277	2:41.185	+31.746	153.846	15:24:20.335

(73) Peter Anstiss

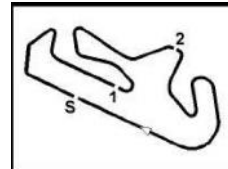
1		149.434	42.394	101.983	47.835			128.725	14:58:51.279
2	41.108	145.895	42.617	100.840	47.281	2:11.006	+0.150	200.743	15:01:02.285
3	40.561	147.056	42.566	99.448	47.729	2:10.856		204.159	15:03:13.141
4	44.974	138.254	43.454	94.571	48.227	2:16.655	+5.799	207.692	15:05:29.796
5	42.085	137.228	44.157	98.992	48.763	2:15.005	+4.149	203.008	15:07:44.801
6	41.899	146.667	43.682	91.062	47.828	2:13.409	+2.553	198.895	15:09:58.210
7	41.395	130.294	45.196	88.670	48.172	2:14.763	+3.907	203.390	15:12:12.973
8	41.407	137.568	43.851	98.540	47.917	2:13.175	+2.319	201.493	15:14:26.148
9	40.914	146.861	42.896	97.561	51.039	2:14.849	+3.993	203.008	15:16:40.997
10	51.474	107.027	49.364	82.005	51.552	2:32.390	+21.534	168.224	15:19:13.387
11	46.805	121.712	45.908	85.308	54.104	2:26.817	+15.961	191.150	15:21:40.204
12	54.519	108.387	51.449	76.056	55.352	2:41.320	+30.464	137.580	15:24:21.524

(89) Mark Pangborn

1		143.256	43.530	91.216	47.709			151.049	14:58:53.047
2	40.275	138.082	42.413	88.670	47.032	2:09.720		206.897	15:01:02.767
3	41.544	143.813	42.089	92.387	47.488	2:11.121	+1.401	201.869	15:03:13.888
4	40.761	135.385	43.109	87.237	47.072	2:10.942	+1.222	210.117	15:05:24.830
5	40.247	145.512	42.239	87.097	47.359	2:09.845	+0.125	206.897	15:07:34.675
6	40.483	147.840	42.139	94.488	47.761	2:10.383	+0.663	206.897	15:09:45.058
7	40.460	142.336	42.440	74.483	47.758	2:10.658	+0.938	207.294	15:11:55.716
p8	43.396	136.552	43.252	84.972		2:18.327	+8.607	164.634	15:14:14.043
9		144.941	42.492	86.538	51.680	2:44.993	+35.273		15:16:59.036
10	47.278	127.742	45.729	86.677	51.854	2:24.861	+15.141	157.434	15:19:23.897
11	47.639	128.631	46.252	83.013	50.843	2:24.734	+15.014	168.487	15:21:48.631
12	46.860	109.027	51.235	76.596	55.472	2:33.567	+23.847	176.471	15:24:22.198

Chief of Timing & Scoring
Timegear
Race Director
Stewards

Licensed to: Autodromo Internacional do Algarve


Algarve Classic Festival 2013

FIA LURANI TROPHY

AIA - FIA FAST/FAST 4.653 Km

RACE 1

19/10/2013 14:50

Race (25:00 Time) started at 14:56:36

Lap	S1	Spd P1	S2	Spd P2	S3	Lap Tm	Diff	MaxSpd	Time of Day
(48) John Delane									
1		148.235	43.772	108.761	49.212			129.341	14:58:56.836
2	42.362	141.609	44.027	104.247	50.704	2:17.093	+1.030	198.895	15:01:13.929
3	42.436	145.703	44.845	94.737	49.439	2:16.720	+0.657	196.721	15:03:30.649
4	42.462	146.667	44.286	93.426	49.315	2:16.063		199.630	15:05:46.712
5	42.387	143.256	45.105	91.293	51.649	2:19.141	+3.078	198.529	15:08:05.853
6	42.543	142.336	44.576	94.987	49.878	2:16.997	+0.934	198.895	15:10:22.850
7	42.462	143.441	45.002	90.604	50.030	2:17.494	+1.431	198.895	15:12:40.344
8	42.399	137.228	45.302	94.488	50.059	2:17.760	+1.697	198.529	15:14:58.104
9	42.907	137.228	45.144	90.000	51.989	2:20.040	+3.977	194.946	15:17:18.144
10	48.213	128.631	46.304	97.561	50.455	2:24.972	+8.909	182.432	15:19:43.116
11	47.490	138.082	45.347	94.406	50.283	2:23.120	+7.057	173.355	15:22:06.236
12	48.530	138.082	45.219	91.371	51.121	2:24.870	+8.807	188.153	15:24:31.106
(270) Mauro Poponcini									
1		130.294	45.995	89.552	50.169			127.358	14:59:01.877
2	42.874	137.739	45.919	89.627	49.412	2:18.205	+2.323	188.153	15:01:20.082
3	43.520	133.109	45.912	91.837	49.421	2:18.853	+2.971	184.932	15:03:38.935
4	44.591	142.154	44.184	84.972	48.965	2:17.740	+1.858	183.673	15:05:56.675
5	42.640	150.652	44.220	82.569	49.022	2:15.882		185.249	15:08:12.557
6	42.825	151.890	45.056	83.851	49.403	2:17.284	+1.402	187.500	15:10:29.841
7	43.627	123.888	45.128	85.646	49.029	2:17.784	+1.902	187.175	15:12:47.625
8	42.871	132.950	44.932	81.694	49.049	2:16.852	+0.970	185.886	15:15:04.477
9	42.775	144.187	45.240	96.171	49.740	2:17.755	+1.873	186.207	15:17:22.232
10	47.341	110.109	47.132	88.743	49.563	2:24.036	+8.154	178.808	15:19:46.268
11	46.116	113.258	46.116	85.987	48.989	2:21.221	+5.339	186.851	15:22:07.489
12	48.117	116.471	46.331	91.993	49.512	2:23.960	+8.078	184.300	15:24:31.449
(181) John Lord									
1		134.891	45.425	95.660	50.004			140.808	14:59:00.151
2	42.538	135.385	45.728	95.406	50.571	2:18.837	+1.375	208.092	15:01:18.988
3	43.663	123.337	45.913	93.023	50.868	2:20.444	+2.982	197.802	15:03:39.432
4	44.685	123.337	45.185	92.943	50.504	2:20.374	+2.912	196.721	15:05:59.806
5	43.852	128.930	45.076	87.876	50.319	2:19.247	+1.785	175.610	15:08:19.053
6	42.924	135.550	44.487	90.000	50.137	2:17.548	+0.086	204.545	15:10:36.601
7	42.716	137.568	44.444	91.062	50.302	2:17.462		208.494	15:12:54.063
8	43.431	138.082	44.560	93.023	49.527	2:17.518	+0.056	193.548	15:15:11.581
9	45.113	134.727	46.130	92.624	53.429	2:24.672	+7.210	203.008	15:17:36.253
10	49.564	118.209	49.895	80.597	53.948	2:33.407	+15.945	179.402	15:20:09.660
11	49.683	118.462	47.305	82.632	51.912	2:28.900	+11.438	160.714	15:22:38.560
12	47.656	126.575	47.824	79.237	51.737	2:27.217	+9.755	161.919	15:25:05.777
(40) Philippe Bonny									
1		125.147	46.214	91.293	49.736			130.593	14:59:02.274
2	43.432	140.711	45.943	91.448	50.984	2:20.359	+4.271	191.829	15:01:22.633
3	44.172	121.048	45.904	94.488	50.530	2:20.606	+4.518	187.826	15:03:43.239
4	44.009	120.784	45.415	97.035	51.336	2:20.760	+4.672	197.080	15:06:03.999
5	42.744	132.790	45.761	91.915	50.245	2:18.750	+2.662	192.171	15:08:22.749

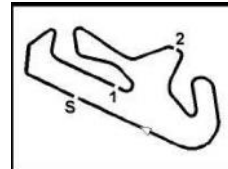
Chief of Timing & Scoring

Timegear

Race Director

Stewards

Licensed to: Autodromo Internacional do Algarve


Algarve Classic Festival 2013
FIA LURANI TROPHY
AIA - FIA FAST/FAST 4.653 Km
RACE 1
19/10/2013 14:50
Race (25:00 Time) started at 14:56:36

Lap	S1	Spd P1	S2	Spd P2	S3	Lap Tm	Diff	MaxSpd	Time of Day
6	42.896	134.237	45.346	97.561	50.466	2:18.708	+2.620	197.802	15:10:41.457
7	42.621	148.434	44.149	94.903	49.318	2:16.088		194.245	15:12:57.545
8	42.609	141.790	44.574	92.624	49.063	2:16.246	+0.158	190.476	15:15:13.791
9	46.991	138.773	47.354	83.591	54.172	2:28.517	+12.429	189.807	15:17:42.308
10	49.312	118.970	47.425	89.035	52.689	2:29.426	+13.338	175.325	15:20:11.734
11	49.319	121.180	48.496	84.639	52.862	2:30.677	+14.589	173.913	15:22:42.411
12	46.821	129.533	47.936	85.106	52.329	2:27.086	+10.998	186.528	15:25:09.497

(33) Andrea Guarino

1		125.714	47.773	91.681	50.581			146.739	14:59:07.116
2	43.959	132.473	46.628	91.448	50.411	2:20.998	+4.178	199.262	15:01:28.114
3	43.300	139.823	45.671	91.915	50.161	2:19.132	+2.312	197.441	15:03:47.246
4	43.976	135.220	46.065	90.909	50.486	2:20.527	+3.707	201.869	15:06:07.773
5	42.956	142.887	45.741	99.539	50.012	2:18.709	+1.889	202.627	15:08:26.482
6	42.481	149.434	44.610	96.257	49.729	2:16.820		201.869	15:10:43.302
7	43.300	143.071	45.234	89.478	50.358	2:18.892	+2.072	202.247	15:13:02.194
8	43.152	138.947	45.150	97.385	50.436	2:18.738	+1.918	201.493	15:15:20.932
9	44.215	145.703	45.346	84.772	52.478	2:22.039	+5.219	198.895	15:17:42.971
10	49.229	122.384	48.780	93.426	51.898	2:29.907	+13.087	165.644	15:20:12.878
11	48.683	123.337	48.814	83.141	52.831	2:30.328	+13.508	167.963	15:22:43.206
12	46.554	129.382	47.969	86.262	53.120	2:27.643	+10.823	183.986	15:25:10.849

(174) Larry Kinch

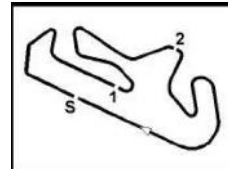
1		118.715	46.375	87.805	50.387			138.996	14:59:04.068
2	43.502	125.430	45.827	94.159	51.144	2:20.473	+2.520	199.630	15:01:24.541
3	43.682	138.600	45.468	91.759	51.331	2:20.481	+2.528	187.500	15:03:45.022
4	44.382	143.441	45.240	96.948	50.884	2:20.506	+2.553	187.175	15:06:05.528
5	43.460	138.773	44.826	93.588	50.781	2:19.067	+1.114	194.595	15:08:24.595
6	42.882	134.563	44.377	98.093	50.694	2:17.953		201.493	15:10:42.548
7	42.571	132.950	45.423	90.075	51.026	2:19.020	+1.067	201.117	15:13:01.568
8	43.030	134.237	45.385	93.913	50.569	2:18.984	+1.031	198.165	15:15:20.552
9	46.151	136.552	46.598	92.943	53.329	2:26.078	+8.125	197.441	15:17:46.630
10	47.933	126.865	48.170	83.591	52.345	2:28.448	+10.495	175.610	15:20:15.078
11	47.685	118.209	48.385	83.851	54.033	2:30.103	+12.150	183.673	15:22:45.181
12	47.246	123.063	46.897	90.075	52.393	2:26.536	+8.583	175.041	15:25:11.717

(74) Francesco Baldanza

1		137.568	46.949	90.680	50.790			134.328	14:59:05.849
2	43.645	150.244	46.070	89.478	51.026	2:20.741	+3.032	200.371	15:01:26.590
3	43.533	142.154	45.656	89.182	49.953	2:19.142	+1.433	198.895	15:03:45.732
4	44.226	144.187	45.920	87.876	50.016	2:20.162	+2.453	188.482	15:06:05.894
5	44.308	138.773	45.627	94.654	49.208	2:19.143	+1.434	189.474	15:08:25.037
6	43.035	142.336	44.596	94.323	50.078	2:17.709		201.869	15:10:42.746
7	43.241	138.600	45.226	93.264	50.583	2:19.050	+1.341	194.946	15:13:01.796
8	44.514	152.517	44.925	96.171	51.092	2:20.531	+2.822	203.390	15:15:22.327
9	46.946	139.122	45.558	91.837	51.177	2:23.681	+5.972	201.117	15:17:46.008
10	46.795	120.391	48.889	89.478	51.692	2:27.376	+9.667	165.138	15:20:13.384
11	48.634	122.384	49.431	85.578	52.750	2:30.815	+13.106	171.975	15:22:44.199
12	46.588	138.082	47.521	82.822	53.547	2:27.656	+9.947	185.567	15:25:11.855

Chief of Timing & Scoring
Timegear
Race Director
Stewards

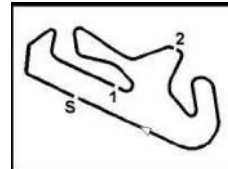
Licensed to: Autodromo Internacional do Algarve


Algarve Classic Festival 2013
FIA LURANI TROPHY
AIA - FIA FAST/FAST 4.653 Km
RACE 1
19/10/2013 14:50
Race (25:00 Time) started at 14:56:36

Lap	S1	Spd P1	S2	Spd P2	S3	Lap Tm	Diff	MaxSpd	Time of Day
(156) Vernon Williamson									
1		132.315	46.121	93.913	50.698			144.385	14:59:06.500
2	44.052	129.231	46.377	85.241	50.042	2:20.471	+2.136	201.493	15:01:26.971
3	43.822	130.447	45.558	92.072	50.264	2:19.644	+1.309	203.390	15:03:46.615
4	43.951	128.482	46.166	87.876	50.336	2:20.453	+2.118	203.008	15:06:07.068
5	43.804	118.083	46.219	90.909	49.846	2:19.869	+1.534	203.390	15:08:26.937
6	43.060	134.727	45.338	91.759	49.937	2:18.335		210.117	15:10:45.272
7	43.044	133.913	45.604	86.887	50.543	2:19.191	+0.856	208.092	15:13:04.463
8	42.805	131.843	46.224	85.578	49.963	2:18.992	+0.657	203.774	15:15:23.455
9	51.082	142.519	55.905	70.496	1:02.714	2:49.701	+31.366	192.171	15:18:13.156
10	1:03.653	80.523	1:02.069	66.339	1:09.550	3:15.272	+56.937	120.401	15:21:28.428
11	54.074	97.951	52.445	78.204	59.186	2:45.705	+27.370	126.168	15:24:14.133
(81) Steve Futter									
1		140.532	45.023	86.817	50.496			133.498	14:59:01.275
2	42.819	130.755	46.980	86.747	51.069	2:20.868	+2.149	201.493	15:01:22.143
3	43.343	125.857	45.922	85.039	51.388	2:20.653	+1.934	183.051	15:03:42.796
4	43.839	123.612	45.456	92.150	51.378	2:20.673	+1.954	190.813	15:06:03.469
5	42.926	133.269	45.611	89.925	50.331	2:18.868	+0.149	196.007	15:08:22.337
6	42.925	135.385	45.255	93.913	50.539	2:18.719		196.007	15:10:41.056
7	43.604	133.913	45.647	88.163	50.317	2:19.568	+0.849	201.493	15:13:00.624
8	43.439	136.216	45.618	92.387	52.682	2:21.739	+3.020	182.741	15:15:22.363
9	1:14.808	110.000	49.544	90.377	54.542	2:58.894	+40.175	175.325	15:18:21.257
10	58.202	76.102	1:02.014	68.311	1:07.165	3:07.381	+48.662	152.758	15:21:28.638
11	54.279	94.527	53.105	75.104	58.187	2:45.571	+26.852	130.909	15:24:14.209
(37) James Owen									
1		123.888	48.213	94.737	51.061			138.817	14:59:09.427
2	44.433	135.716	46.958	94.241	51.446	2:22.837	+4.515	190.476	15:01:32.264
3	44.399	133.109	45.372	99.265	50.607	2:20.378	+2.056	184.615	15:03:52.642
4	43.125	140.711	44.928	96.343	50.269	2:18.322		188.811	15:06:10.964
5	43.122	128.037	45.493	96.343	50.730	2:19.345	+1.023	190.813	15:08:30.309
6	43.493	124.865	45.454	92.466	50.820	2:19.767	+1.445	190.813	15:10:50.076
7	43.540	137.058	45.525	92.784	50.886	2:19.951	+1.629	190.476	15:13:10.027
8	43.554	132.473	45.078	96.085	51.036	2:19.668	+1.346	187.826	15:15:29.695
9	48.895	123.063	52.623	71.006	1:02.381	2:43.899	+25.577	187.826	15:18:13.594
10	1:03.938	79.143	1:02.359	69.098	1:09.369	3:15.666	+57.344	117.647	15:21:29.260
11	54.545	98.648	53.779	77.198	57.726	2:46.050	+27.728	130.435	15:24:15.310
(30) Luc Deneve									
1		119.612	47.365	94.654	51.142			138.284	14:59:08.824
2	44.871	147.447	47.484	84.441	51.864	2:24.219	+1.674	190.813	15:01:33.043
3	44.620	146.280	46.997	82.317	51.514	2:23.131	+0.586	183.362	15:03:56.174
4	44.349	131.843	47.191	90.909	51.245	2:22.785	+0.240	187.175	15:06:18.959
5	43.913	151.063	46.922	86.887	51.710	2:22.545		190.141	15:08:41.504
6	44.010	138.600	47.817	89.776	51.252	2:23.079	+0.534	190.141	15:11:04.583
7	44.007	146.087	47.669	85.987	51.130	2:22.806	+0.261	182.741	15:13:27.389
8	45.043	129.382	47.865	84.706	52.485	2:25.393	+2.848	185.886	15:15:52.782

Chief of Timing & Scoring
Timegear
Race Director
Stewards

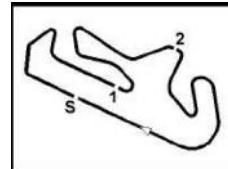
Licensed to: Autodromo Internacional do Algarve


Algarve Classic Festival 2013
FIA LURANI TROPHY
AIA - FIA FAST/FAST 4.653 Km
RACE 1
19/10/2013 14:50
Race (25:00 Time) started at 14:56:36

Lap	S1	Spd P1	S2	Spd P2	S3	Lap Tm	Diff	MaxSpd	Time of Day
9	50.399	112.912	53.587	80.899	56.477	2:40.463	+17.918	183.051	15:18:33.245
10	50.066	115.140	58.686	70.404	1:07.773	2:56.525	+33.980	167.963	15:21:29.770
11	54.453	92.170	53.646	79.882	57.604	2:45.703	+23.158	124.281	15:24:15.473
(42) Martin Aubert									
1		125.572	58.881	88.020	52.179			133.829	14:59:18.555
2	46.228	103.820	48.479	85.375	51.364	2:26.071	+5.167	180.905	15:01:44.626
3	45.716	117.582	47.888	87.449	51.150	2:24.754	+3.850	181.818	15:04:09.380
4	44.966	127.302	47.946	91.525	50.970	2:23.882	+2.978	182.432	15:06:33.262
5	44.294	124.305	47.592	93.184	50.388	2:22.274	+1.370	184.615	15:08:55.536
6	44.619	120.260	46.714	91.371	50.567	2:21.900	+0.996	184.932	15:11:17.436
7	44.991	129.684	45.720	99.174	50.193	2:20.904		182.125	15:13:38.340
8	44.444	115.983	46.658	95.070	49.987	2:21.089	+0.185	183.051	15:15:59.429
9	51.306	99.623	54.722	77.698	59.701	2:45.729	+24.825	181.818	15:18:45.158
10	55.289	95.586	53.591	82.695	59.977	2:48.857	+27.953	126.316	15:21:34.015
11	51.386	99.623	53.341	83.462	57.517	2:42.244	+21.340	144.772	15:24:16.259
(170) Anthony Nobles									
1		128.482	49.387	90.833	52.134			146.540	14:59:12.236
2	44.476	139.472	46.636	88.889	50.839	2:21.951	+2.348	189.474	15:01:34.187
3	44.223	139.647	46.953	83.205	51.565	2:22.741	+3.138	192.857	15:03:56.928
4	44.109	129.080	47.236	86.469	51.174	2:22.519	+2.916	196.721	15:06:19.447
5	44.001	142.703	46.899	83.591	51.367	2:22.267	+2.664	194.595	15:08:41.714
6	43.827	136.049	45.940	94.241	49.836	2:19.603		192.513	15:11:01.317
7	42.874	149.032	47.034	83.141	50.160	2:20.068	+0.465	195.298	15:13:21.385
8	42.968	145.895	45.844	93.264	50.887	2:19.699	+0.096	195.652	15:15:41.084
9	1:10.294	102.667	55.448	73.821	59.110	3:04.852	+45.249	192.513	15:18:45.936
10	55.276	100.708	53.680	78.660	59.762	2:48.718	+29.115	123.995	15:21:34.654
11	51.546	106.105	53.435	82.005	57.640	2:42.621	+23.018	141.176	15:24:17.275
(10) Gil Duffy									
1		117.582	48.344	85.443	51.698			137.755	14:59:12.453
2	46.195	129.080	46.862	82.380	52.017	2:25.074	+1.256	185.886	15:01:37.527
3	46.516	118.083	49.707	68.922	52.964	2:29.187	+5.369	170.616	15:04:06.714
4	45.677	124.865	48.111	86.124	51.741	2:25.529	+1.711	180.905	15:06:32.243
5	45.199	118.970	49.282	72.874	51.172	2:25.653	+1.835	180.000	15:08:57.896
6	44.219	127.889	47.880	71.809	52.031	2:24.130	+0.312	193.202	15:11:22.026
7	45.241	131.374	47.986	74.896	51.500	2:24.727	+0.909	185.886	15:13:46.753
8	45.191	125.572	47.293	78.261	51.334	2:23.818		185.567	15:16:10.571
9	48.350	98.037	53.484	75.157	56.768	2:38.602	+14.784	192.513	15:18:49.173
10	58.752	113.028	50.680	75.472	59.808	2:49.240	+25.422	129.652	15:21:38.413
11	52.862	105.299	51.471	71.666	57.543	2:41.876	+18.058	139.535	15:24:20.289
(9) Bob Birrell									
1		118.842	48.062	96.171	52.588			136.536	14:59:12.142
2	45.685		47.146	92.863	52.458	2:25.289	+1.450	192.857	15:01:37.431
3	47.124		49.679	76.056	53.462	2:30.265	+6.426	183.673	15:04:07.696
4	45.544		49.105	86.677	53.043	2:27.692	+3.853	173.355	15:06:35.388
5	44.456	135.550	47.582	78.603	51.828	2:23.866	+0.027	192.171	15:08:59.254

Chief of Timing & Scoring
Timegear
Race Director
Stewards

Licensed to: Autodromo Internacional do Algarve


Algarve Classic Festival 2013
FIA LURANI TROPHY
AIA - FIA FAST/FAST 4.653 Km
RACE 1
19/10/2013 14:50
Race (25:00 Time) started at 14:56:36

Lap	S1	Spd P1	S2	Spd P2	S3	Lap Tm	Diff	MaxSpd	Time of Day
6	44.723	132.315	47.049	83.916	52.067	2:23.839		191.829	15:11:23.093
7	45.796	140.532	47.229	85.039	52.559	2:25.584	+1.745	178.808	15:13:48.677
8	45.567	128.482	48.046	97.561	53.235	2:26.848	+3.009	184.300	15:16:15.525
9	49.078	125.006	51.287	90.452	56.536	2:36.901	+13.062	176.471	15:18:52.426
10	57.572		50.666	83.851	58.997	2:47.235	+23.396	116.004	15:21:39.661
11	53.810		51.596	83.077	56.114	2:41.520	+17.681	139.355	15:24:21.181

(25) Andrew Tart

1		124.444	46.359	84.375	49.957			133.169	14:59:02.983
2	43.401	129.231	45.594	86.331	50.966	2:19.961	+3.338	197.441	15:01:22.944
3	43.304	124.166	45.091	95.406	49.551	2:17.946	+1.323	199.630	15:03:40.890
4	43.627	109.891	45.546	87.734	49.866	2:19.039	+2.416	203.008	15:05:59.929
5	42.578	127.742	44.954	88.380	49.448	2:16.980	+0.357	200.371	15:08:16.909
6	43.121	127.889	45.175	85.308	49.432	2:17.728	+1.105	202.627	15:10:34.637
7	42.786	130.601	44.663	85.174	49.174	2:16.623		201.493	15:12:51.260
8	42.693	128.780	44.936	87.591	49.346	2:16.975	+0.352	198.895	15:15:08.235

(72) John Dowson

1		155.294	43.148	92.387	48.100			137.405	14:58:54.916
2	39.691	157.054	41.820	93.023	46.677	2:08.188		213.861	15:01:03.104
3	40.344	140.532	42.411	95.491	47.397	2:10.152	+1.964	214.712	15:03:13.256
4	43.688	154.429	42.627	89.035	46.690	2:13.005	+4.817	213.018	15:05:26.261
5	40.090	160.929	41.752	89.478	46.787	2:08.629	+0.441	214.286	15:07:34.890
6	40.034	156.832	44.915	88.020	48.165	2:13.114	+4.926	216.867	15:09:48.004
p7	50.913	109.891	1:06.166	75.630		3:20.968	+1:12.780	162.162	15:13:08.972

(53) Philipp Buhofer

1		154.000	41.690	90.833	46.984			127.358	14:58:46.918
2	40.406	150.448	42.163	93.831	46.914	2:09.483	+1.192	210.526	15:00:56.401
3	40.403	155.294	41.850	96.343	46.838	2:09.091	+0.800	210.938	15:03:05.492
4	40.309	148.037	42.335	90.833	46.709	2:09.353	+1.062	204.159	15:05:14.845
5	39.785	147.447	41.801	92.387	46.705	2:08.291		205.323	15:07:23.136
6	40.200	157.500	42.119	92.704	47.028	2:09.347	+1.056	206.501	15:09:32.483
p7	40.552	156.610	41.438	87.948		4:10.763	+2:02.472	205.714	15:13:43.246

(7) Duncan Rabagliati

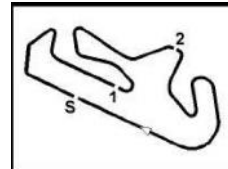
1		124.305	50.365	84.243	55.626			123.288	14:59:20.116
2	48.274	137.058	51.091	77.978	56.360	2:35.725		165.899	15:01:55.841
3	49.207	135.055	51.527	79.941	56.344	2:37.078	+1.353	160.000	15:04:32.919
4	48.631	123.200	51.363	85.106	55.746	2:35.740	+0.015	166.154	15:07:08.659
5	49.490	123.337	51.972	76.379	56.672	2:38.134	+2.409	161.194	15:09:46.793
6	50.947	121.313	52.431	79.823	56.481	2:39.859	+4.134	160.475	15:12:26.652

(58) Richard Smeeton

1		152.938	44.131	90.150	49.395			120.536	14:58:56.454
p2	44.142	142.336	50.832	81.571		2:40.531		179.700	15:01:36.985
p3		101.168	52.204	85.919		4:53.447	+2:12.916		15:06:30.432

(88) Kim Shearn
Chief of Timing & Scoring
Timegear
Race Director
Stewards

Licensed to: Autodromo Internacional do Algarve



Algarve Classic Festival 2013

FIA LURANI TROPHY

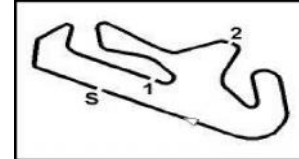
AIA - FIA FAST/FAST 4.653 Km

RACE 1

19/10/2013 14:50

Race (25:00 Time) started at 14:56:36

Lap	S1	Spd P1	S2	Spd P2	S3	Lap Tm	Diff	MaxSpd	Time of Day
1		141.069	44.468	91.993	48.942			135.338	14:58:55.517
p2	1:23.862	88.917	55.496	81.325		3:22.336		200.371	15:02:17.853



Algarve Classic Festival 2013

FIA LURANI TROPHY

AIA - FIA FAST/FAST 4.653 Km

RACE 1

19/10/2013 14:50

Race (25:00 Time) started at 14:56:36

Competitors	Laps												
	1	2	3	4	5	6	7	8	9	10	11	12	
Pierre Tonetti (992)	1	992	992	992	992	992	992	992	992	992	992	992	992
Joao Costa (56)	2	56	56	53	53	53	56	56	56	56	56	56	56
Philipp Buhofer (53)	3	53	53	56	56	56	54	54	54	54	54	54	54
John Fyda (54)	4	54	54	54	54	54	87	87	87	87	87	87	87
Stephane Rey (87)	5	87	87	87	87	87	92	92	92	92	92	92	92
Peter Anstiss (73)	6	73	92	92	92	92	89	89	73	73	73	73	73
Don Thallon (92)	7	92	73	73	89	89	73	73	89	89	89	89	89
Mark Pangborn (89)	8	89	89	72	72	72	48	48	48	48	48	48	48
John Dowson (72)	9	72	72	89	73	73	270	270	270	270	270	270	270
Kim Shearn (88)	10	88	48	48	48	48	25	25	181	181	181	181	181
Richard Smeeton (58)	11	58	181	270	270	270	181	181	40	40	40	40	40
John Delane (48)	12	48	270	181	181	25	25	40	40	33	33	33	33
John Lord (181)	13	181	81	25	25	181	181	81	174	74	74	74	174
Steve Futter (81)	14	81	40	81	81	81	174	33	174	174	174	74	74
Mauro Poponcini (270)	15	270	25	40	40	40	74	74	156	156	156	156	156
Philippe Bonny (40)	16	40	174	174	174	174	33	81	37	81	81	81	81
Andrew Tart (25)	17	25	74	74	74	74	156	156	81	37	37	37	37
Larry Kinch (174)	18	174	156	156	156	33	33	72	37	30	30	30	30
Francesco Baldanza (74)	19	74	33	33	33	156	156	37	170	42	42	42	42
Vernon Williamson (156)	20	156	37	37	37	37	170	30	170	170	170	170	170
Andrea Guarino (33)	21	33	30	30	30	30	170	30	42	10	10	10	10
Luc Deneve (30)	22	30	170	170	170	170	30	42	10	9	9	9	9
James Owen (37)	23	37	58	10	10	42	42	53	9				
Bob Birrell (9)	24	9	9	9	42	10	10	10					
Anthony Nobles (170)	25	170	10	42	9	9	9	9					
Gil Duffy (10)	26	10	42	7	7	7	7						
Martin Aubert (42)	27	42	7	58									
Duncan Rabagliati (7)	28	7	88										
-	29												
-	30												

Chief of Timing & Scoring

Timegear

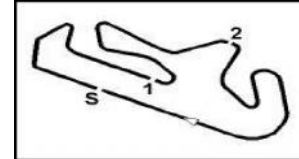
Race Director

HORA DE AFIXACAO:

Stewards

.

Licensed to: Autodromo Internacional do Algarve



Algarve Classic Festival 2013

FIA LURANI TROPHY

AIA - FIA FAST/FAST 4.653 Km

RACE 1 - OFFICIAL

19/10/2013 14:50

Race (25:00 Time) started at 14:56:36

Pos	No.	Team	Nat.	Driver 1	Car	Model	Year	CC	Class	PIC	Laps	Total Tm	Diff	Best Tm	In Lap
1	992	Pierre Tonetti	IT	P.Tonetti	Brabham	BT6	1963	1100	E1	1	12	27:36.629		2:06.572	3
2	56	Joao Costa	PT	J.Costa	Lola	MK 5	1962	1098	E1	2	12	27:41.370	4.741	2:08.182	5
3	54	John Fyda	UK	J.Fyda	Lotus	22	1962	1098	E1	3	12	27:41.918	5.289	2:07.775	5
4	87	Stephane Rey	FR	S.Rey	Lola	MK 5 A	1963	1098	E1	4	12	27:42.860	6.231	2:08.857	8
5	92	Don Thallon	AU	D.Thallon	MRC	22	1963	1100	E1	5	12	27:43.370	6.741	2:09.439	2
6	73	Peter Anstiss	GB	P.Anstiss	Lotus	20/22	1961	1098	E1	6	12	27:44.559	7.930	2:10.856	3
7	89	Mark Pangborn	GB	M.Pangborn	Lotus	20B	1961	1098	E1	7	12	27:45.233	8.604	2:09.720	2
8	48	John Delane	US	J.Delane	Lotus	18	1960	1098	C2	1	12	27:54.141	17.512	2:16.063	4
9	270	Mauro Poponcini	BE	M.Poponcini	Cooper	T76	1965	997	H	1	12	27:54.484	17.855	2:15.882	5
10	181	John Lord	GB	J.Lord	Lotus	20/22	1961	1098	E1	8	12	28:28.812	52.183	2:17.462	7
11	40	Philippe Bonny	FR	P.Bonny	Tecno	F3 1000cc	1969	1000	H	2	12	28:32.532	55.903	2:16.088	7
12	33	Andrea Guarino	IT	A.Guarino	Lotus	22	1962	1098	E1	9	12	28:33.884	57.255	2:16.820	6
13	174	Larry Kinch	CA	L.Kinch	Lotus	22	1961	1098	E1	10	12	28:34.752	58.123	2:17.953	6
14	74	Francesco Baldanza	IT	F.Baldanza	Brabham	BT6	1963	1998	E1	11	12	28:34.890	58.261	2:17.709	6
15	156	Vernon Williamson	UK	V.Williamson	Ausper	T4	1962	1098	E1	12	11	27:37.168	1 Lap	2:18.335	6
16	81	Steve Futter	GB	S.Futter	Lotus	20	1961	1098	D2	1	11	27:37.244	1 Lap	2:18.719	6
17	37	James Owen	GB	J.Owen	Elva	200	1960	1096	C2	2	11	27:38.345	1 Lap	2:18.322	4
18	30	Luc Deneve	BE	L.Deneve	Lotus	18 FJ	1960	1048	D2	2	11	27:38.508	1 Lap	2:22.545	5
19	42	Martin Aubert	AR	M.Aubert	Lotus	20	1961	1098	D2	3	11	27:39.294	1 Lap	2:20.904	7
20	170	Anthony Nobles	US	A.Nobles	Lotus	22	1962	1098	E1	13	11	27:40.310	1 Lap	2:19.603	6
21	10	Gil Duffy	GB	G.Duffy	Bond	FJ	1960	998	B1	1	11	27:43.324	1 Lap	2:23.818	8
22	9	Bob Birrell	GB	B.Birrell	Lola	MK2	1960	1098	B2	1	11	27:44.216	1 Lap	2:23.839	6

Not qualified

DNF	25	Andrew Tart	GB	A.Tart	Bond	FJ	1960	1100	B2	DNF	8	18:31.270	DNF	2:16.623	7
DNF	72	John Dowson	GB	J.Dowson	Brabham	BT2	1962	1098	E1	DNF	7	16:32.007	DNF	2:08.188	2
DNF	53	Philipp Buhofer	CH	P.Buhofer	Lola	Mk5A	1963	1097	E1	DNF	7	17:06.281	DNF	2:08.291	5
DNF	7	Duncan Rabagliati	GB	D.Rabagliati	Alexis	HF1	1959	1098	B2	DNF	6	15:49.687	DNF	2:35.725	2
DNF	58	Richard Smeeton	GB	R.Smeeton	Wainer	63	1963	1098	E1	DNF	3	9:53.467	DNF	2:40.531	2
DNF	88	Kim Shearn	AU	K.Shearn	Lotus	18 FJ	1960	1098	C2	DNF	2	5:40.888	DNF	3:22.336	2
DNS	70	David Methley	GB	D.Methley	Brabham	BT6	1963	1100	E1	DNS			DNS		0

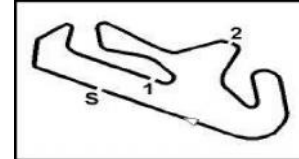
Chief of Timing & Scoring

Timegear

Race Director

HORA DE AFIXACAO:

Stewards



Algarve Classic Festival 2013

FIA LURANI TROPHY

RACE 1 - OFFICIAL

Race (25:00 Time) started at 14:56:36

AIA - FIA FAST/FAST 4.653 Km

19/10/2013 14:50

Pos	No.	Team	Nat.	Driver 1	Car	Model	Year	CC	Class	PIC	Laps	Total Tm	Diff	Best Tm	In Lap
DNS	62	Tommaso Gelmini	IT	T.Gelmini	Branca	FJ	1963	1100	E1	DNS			DNS		0

Algarve Classic Festival 2013

FIA LURANI TROPHY

AIA - FIA FAST/FAST 4.653 Km

RACE 1

19/10/2013 14:50

Race (25:00 Time) started at 14:56:36

Pos	No.	Team	Nat.	Driver 1	Car	Model	Year	CC	Class	PIC	Laps	Total Tm	Diff	Best Tm	In Lap
1	992	Pierre Tonetti	IT	P.Tonetti	Brabham	BT6	1963	1100	E1	1	12	27:36.629		2:06.572	3
2	56	Joao Costa	PT	J.Costa	Lola	MK 5	1962	1098	E1	2	12	27:41.370	4.741	2:08.182	5
3	54	John Fyda	UK	J.Fyda	Lotus	22	1962	1098	E1	3	12	27:41.918	5.289	2:07.775	5
4	87	Stephane Rey	FR	S.Rey	Lola	MK 5 A	1963	1098	E1	4	12	27:42.860	6.231	2:08.857	8
5	92	Don Thallon	AU	D.Thallon	MRC	22	1963	1100	E1	5	12	27:43.370	6.741	2:09.439	2
6	73	Peter Anstiss	GB	P.Anstiss	Lotus	20/22	1961	1098	E1	6	12	27:44.559	7.930	2:10.856	3
7	89	Mark Pangborn	GB	M.Pangborn	Lotus	20B	1961	1098	E1	7	12	27:45.233	8.604	2:09.720	2
8	48	John Delane	US	J.Delane	Lotus	18	1960	1098	C2	1	12	27:54.141	17.512	2:16.063	4
9	270	Mauro Poponcini	BE	M.Poponcini	Cooper	T76	1965	997	H	1	12	27:54.484	17.855	2:15.882	5
10	181	John Lord	GB	J.Lord	Lotus	20/22	1961	1098	E1	8	12	28:28.812	52.183	2:17.462	7
11	40	Philippe Bonny	FR	P.Bonny	Tecno	F3 1000cc	1969	1000	H	2	12	28:32.532	55.903	2:16.088	7
12	33	Andrea Guarino	IT	A.Guarino	Lotus	22	1962	1098	E1	9	12	28:33.884	57.255	2:16.820	6
13	174	Larry Kinch	CA	L.Kinch	Lotus	22	1961	1098	E1	10	12	28:34.752	58.123	2:17.953	6
14	74	Francesco Baldanza	IT	F.Baldanza	Brabham	BT6	1963	1998	E1	11	12	28:34.890	58.261	2:17.709	6
15	156	Vernon Williamson	UK	V.Williamson	Ausper	T4	1962	1098	E1	12	11	27:37.168	1 Lap	2:18.335	6
16	81	Steve Futter	GB	S.Futter	Lotus	20	1961	1098	D2	1	11	27:37.244	1 Lap	2:18.719	6
17	37	James Owen	GB	J.Owen	Elva	200	1960	1096	C2	2	11	27:38.345	1 Lap	2:18.322	4
18	30	Luc Deneve	BE	L.Deneve	Lotus	18 FJ	1960	1048	D2	2	11	27:38.508	1 Lap	2:22.545	5
19	42	Martin Aubert	AR	M.Aubert	Lotus	20	1961	1098	D2	3	11	27:39.294	1 Lap	2:20.904	7
20	170	Anthony Nobles	US	A.Nobles	Lotus	22	1962	1098	E1	13	11	27:40.310	1 Lap	2:19.603	6
21	10	Gil Duffy	GB	G.Duffy	Bond	FJ	1960	998	B1	1	11	27:43.324	1 Lap	2:23.818	8
22	9	Bob Birrell	GB	B.Birrell	Lola	MK2	1960	1098	B2	1	11	27:44.216	1 Lap	2:23.839	6

Not qualified

DNF	25	Andrew Tart	GB	A.Tart	Bond	FJ	1960	1100	B2	DNF	8	18:31.270	DNF	2:16.623	7
DNF	72	John Dowson	GB	J.Dowson	Brabham	BT2	1962	1098	E1	DNF	7	16:32.007	DNF	2:08.188	2
DNF	53	Philipp Buhofer	CH	P.Buhofer	Lola	Mk5A	1963	1097	E1	DNF	7	17:06.281	DNF	2:08.291	5
DNF	7	Duncan Rabagliati	GB	D.Rabagliati	Alexis	HF1	1959	1098	B2	DNF	6	15:49.687	DNF	2:35.725	2
DNF	58	Richard Smeeton	GB	R.Smeeton	Wainer	63	1963	1098	E1	DNF	3	9:53.467	DNF	2:40.531	2
DNF	88	Kim Shearn	AU	K.Shearn	Lotus	18 FJ	1960	1098	C2	DNF	2	5:40.888	DNF	3:22.336	2
DNS	70	David Methley	GB	D.Methley	Brabham	BT6	1963	1100	E1	DNS			DNS		0

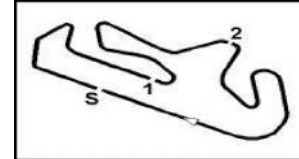
Chief of Timing & Scoring

Timegear

Race Director

HORA DE AFIXACAO:

Stewards



Algarve Classic Festival 2013

FIA LURANI TROPHY

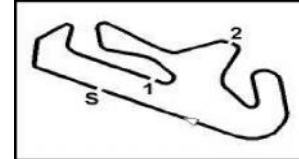
RACE 1

Race (25:00 Time) started at 14:56:36

AIA - FIA FAST/FAST 4.653 Km

19/10/2013 14:50

Pos	No.	Team	Nat.	Driver 1	Car	Model	Year	CC	Class	PIC	Laps	Total Tm	Diff	Best Tm	In Lap
DNS	62	Tommaso Gelmini	IT	T.Gelmini	Branca	FJ	1963	1100	E1	DNS			DNS		0



Algarve Classic Festival 2013

FIA LURANI TROPHY

AIA - FIA FAST/FAST 4.653 Km

RACE 2

20/10/2013 14:05

Race (25:00 Time) started at 14:25:26

Pos	No.	Team	Nat.	Driver 1	Car	Model	CC	Class	PIC	Laps	Total Tm	Diff	Best Tm	In Lap
B2														
1	25	Andrew Tart	GB	A.Tart	Bond	FJ	1100	B2	1	10	29:04.754		2:51.801	3
2	7	Duncan Rabagliati	GB	D.Rabagliati	Alexis	HF1	1098	B2	2	9	26:57.225	1 Lap	2:56.826	7
3	9	Bob Birrell	GB	B.Birrell	Lola	MK2	1098	B2	3	9	28:59.790	1 Lap	3:08.463	2
Not qualified														
DNS	10	Gil Duffy	GB	G.Duffy	Bond	FJ	1100	B2	DNS			DNS		0
C2														
1	48	John Delane	US	J.Delane	Lotus	18	1098	C2	1	10	29:07.840		2:52.197	10
2	37	James Owen	GB	J.Owen	Elva	200	1096	C2	2	9	27:49.394	1 Lap	2:58.133	8
Not qualified														
DNS	88	Kim Shearn	AU	K.Shearn	Lotus	18 FJ	1098	C2	DNS			DNS		0
D2														
1	42	Martin Aubert	AR	M.Aubert	Lotus	20	1098	D2	1	10	29:04.867		2:52.186	9
2	81	Steve Futter	GB	S.Futter	Lotus	20	1098	D2	2	10	29:20.120	15.253	2:52.682	7
3	30	Luc Deneve	BE	L.Deneve	Lotus	18 FJ	1048	D2	3	10	29:21.092	16.225	2:51.989	7
E1														
1	992	Pierre Tonetti	IT	P.Tonetti	Brabham	BT6	1100	E1	1	10	26:31.803		2:37.744	8
2	54	John Fyda	UK	J.Fyda	Lotus	22	1098	E1	2	10	26:44.826	13.023	2:38.558	8
3	58	Richard Smeeton	GB	R.Smeeton	Wainer	63	1098	E1	3	10	26:52.023	20.220	2:39.748	8
4	53	Philipp Buhofer	CH	P.Buhofer	Lola	Mk5A	1097	E1	4	10	26:58.032	26.229	2:38.304	6
5	92	Don Thallon	AU	D.Thallon	MRC	22	1100	E1	5	10	27:24.755	52.952	2:42.142	6
6	87	Stephane Rey	FR	S.Rey	Lola	MK 5 A	1098	E1	6	10	27:31.533	59.730	2:41.493	5
7	89	Mark Pangborn	GB	M.Pangborn	Lotus	20B	1098	E1	7	10	27:42.444	1:10.641	2:43.397	5
8	73	Peter Anstiss	GB	P.Anstiss	Lotus	20/22	1098	E1	8	10	27:49.677	1:17.874	2:45.586	5
9	56	Joao Costa	PT	J.Costa	Lola	MK 5	1098	E1	9	10	28:01.241	1:29.438	2:42.409	7

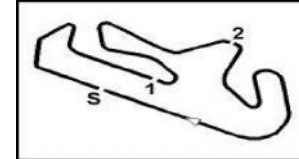
Chief of Timing & Scoring

Timegear

Race Director

HORA DE AFIXACAO:

Stewards



Algarve Classic Festival 2013

FIA LURANI TROPHY

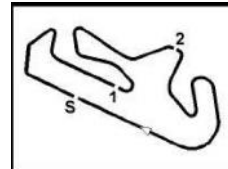
AIA - FIA FAST/FAST 4.653 Km

RACE 2

20/10/2013 14:05

Race (25:00 Time) started at 14:25:26

Pos	No.	Team	Nat.	Driver 1	Car	Model	CC	Class	PIC	Laps	Total Tm	Diff	Best Tm	In Lap
10	181	John Lord	GB	J.Lord	Lotus	20/22	1098	E1	10	10	28:29.118	1:57.315	2:47.154	5
11	174	Larry Kinch	CA	L.Kinch	Lotus	22	1098	E1	11	10	29:06.980	2:35.177	2:51.829	5
12	33	Andrea Guarino	IT	A.Guarino	Lotus	22	1098	E1	12	9	26:54.507	1 Lap	2:53.362	4
13	156	Vernon Williamson	UK	V.Williamson	Ausper	T4	1098	E1	13	9	27:04.266	1 Lap	2:55.670	9
14	74	Francesco Baldanza	IT	F.Baldanza	Brabham	BT6	1998	E1	14	7	20:27.780	3 Laps	2:50.664	5
Not qualified														
DNS	70	David Methley	GB	D.Methley	Brabham	BT6	1100	E1	DNS			DNS		0
DNS	72	John Dowson	GB	J.Dowson	Brabham	BT2	1098	E1	DNS			DNS		0
DNS	170	Anthony Nobles	US	A.Nobles	Lotus	22	1098	E1	DNS			DNS		0
DNS	62	Tommaso Gelmini	IT	T.Gelmini	Branca	FJ	1100	E1	DNS			DNS		0
H														
1	270	Mauro Poponcini	BE	M.Poponcini	Cooper	T76	997	H	1	10	28:01.737		2:45.343	8
2	40	Philippe Bonny	FR	P.Bonny	Tecno	F3 1000cc	1000	H	2	10	29:00.710	58.973	2:50.991	10


Algarve Classic Festival 2013
FIA LURANI TROPHY
AIA - FIA FAST/FAST 4.653 Km
RACE 2
20/10/2013 14:05
Race (25:00 Time) started at 14:25:26

Lap	S1	Spd P1	S2	Spd P2	S3	Lap Tm	Diff	MaxSpd	Time of Day
(992) Pierre Tonetti									
1		121.846	52.345	81.880	59.249			123.570	14:28:06.587
2	48.808	117.957	51.765	82.129	59.096	2:39.669	+1.925	182.125	14:30:46.256
3	48.279	110.659	52.395	84.706	59.001	2:39.675	+1.931	186.207	14:33:25.931
4	48.503	115.140	52.118	79.764	58.482	2:39.103	+1.359	180.301	14:36:05.034
5	48.350	116.962	52.323	77.586	59.549	2:40.222	+2.478	179.700	14:38:45.256
6	48.013	111.214	51.534	81.880	59.065	2:38.612	+0.868	199.262	14:41:23.868
7	48.603	114.902	51.559	74.329	59.014	2:39.176	+1.432	170.616	14:44:03.044
8	47.456	121.180	51.796	73.320	58.492	2:37.744		199.630	14:46:40.788
9	47.483	121.980	51.429	82.380	59.521	2:38.433	+0.689	191.489	14:49:19.221
10	48.153	117.458	51.877	78.890	58.803	2:38.833	+1.089	187.826	14:51:58.054
(54) John Fyda									
1		105.600	53.430	83.527	59.797			127.660	14:28:10.259
2	48.693	121.846	53.364	80.297	59.747	2:41.804	+3.246	183.051	14:30:52.063
3	48.353	120.784	52.707	82.886	59.305	2:40.365	+1.807	192.513	14:33:32.428
4	48.420	124.027	52.311	85.646	59.276	2:40.007	+1.449	185.249	14:36:12.435
5	48.357	122.115	52.247	79.063	59.470	2:40.074	+1.516	186.207	14:38:52.509
6	47.876	107.442	53.844	75.472	59.625	2:41.345	+2.787	202.627	14:41:33.854
7	47.244	121.048	52.208	82.380	59.398	2:38.850	+0.292	204.159	14:44:12.704
8	47.651	123.200	52.241	81.203	58.666	2:38.558		189.142	14:46:51.262
9	48.420	113.607	51.768	83.916	59.417	2:39.605	+1.047	186.528	14:49:30.867
10	48.108	118.209	52.753	78.545	59.349	2:40.210	+1.652	194.946	14:52:11.077
(58) Richard Smeeton									
1		112.113	51.813	81.633	59.208			125.290	14:28:08.002
2	48.194	120.784	57.709	83.851	58.755	2:44.658	+4.910	172.800	14:30:52.660
3	48.920	112.683	53.273	74.948	58.838	2:41.031	+1.283	183.051	14:33:33.691
4	49.271	108.176	52.408	79.705	58.720	2:40.399	+0.651	175.041	14:36:14.090
5	49.137	110.328	52.294	74.948	58.844	2:40.275	+0.527	185.249	14:38:54.365
6	48.916	107.965	53.516	72.825	59.564	2:41.996	+2.248	188.153	14:41:36.361
7	48.441	107.442	52.913	75.896	58.727	2:40.081	+0.333	196.007	14:44:16.442
8	48.338	112.454	52.291	75.104	59.119	2:39.748		196.007	14:46:56.190
9	48.277	119.870	52.352	73.022	59.620	2:40.249	+0.501	195.298	14:49:36.439
10	49.157	123.750	53.012	75.472	59.666	2:41.835	+2.087	182.125	14:52:18.274
(53) Philipp Buhofer									
1		112.798	52.665	77.253	1:18.775			126.316	14:28:27.120
2	49.075	109.782	52.115	72.727	59.452	2:40.642	+2.338	181.818	14:31:07.762
3	48.119	122.655	52.638	76.978	1:00.021	2:40.778	+2.474	182.432	14:33:48.540
4	49.079	120.260	53.286	70.681	59.152	2:41.517	+3.213	189.474	14:36:30.057
5	48.572	117.707	52.472	75.419	59.619	2:40.663	+2.359	196.007	14:39:10.720
6	47.789	127.302	51.344	72.289	59.171	2:38.304		206.107	14:41:49.024
7	47.115	113.374	51.730	75.419	59.908	2:38.753	+0.449	199.630	14:44:27.777
8	47.831	116.716	51.811	80.297	59.605	2:39.247	+0.943	194.245	14:47:07.024
9	47.906	133.269	51.608	76.271	59.189	2:38.703	+0.399	187.500	14:49:45.727
10	47.319	120.391	52.033	84.906	59.204	2:38.556	+0.252	197.080	14:52:24.283

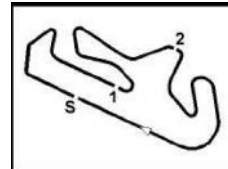
Chief of Timing & Scoring

Timegear

Race Director

Stewards

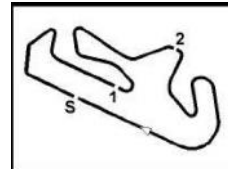
Licensed to: Autodromo Internacional do Algarve


Algarve Classic Festival 2013
FIA LURANI TROPHY
AIA - FIA FAST/FAST 4.653 Km
RACE 2
20/10/2013 14:05
Race (25:00 Time) started at 14:25:26

Lap	S1	Spd P1	S2	Spd P2	S3	Lap Tm	Diff	MaxSpd	Time of Day
(92) Don Thallon									
1		106.924	53.756	80.477	1:01.024			130.120	14:28:13.808
2	50.405	106.309	53.728	78.545	1:00.695	2:44.828	+2.686	179.402	14:30:58.636
3	49.374	116.839	53.674	77.419	1:00.822	2:43.870	+1.728	191.829	14:33:42.506
4	48.781	107.755	54.764	76.705	1:01.719	2:45.264	+3.122	198.529	14:36:27.770
5	49.033	115.862	53.755	79.587	59.901	2:42.689	+0.547	190.476	14:39:10.459
6	48.505	120.391	53.136	77.810	1:00.501	2:42.142		200.371	14:41:52.601
7	48.539	125.714	53.241	72.144	1:01.211	2:42.991	+0.849	200.743	14:44:35.592
8	49.060	119.354	54.228	73.770	1:00.673	2:43.961	+1.819	198.529	14:47:19.553
9	49.248	117.957	55.219	71.809	1:00.708	2:45.175	+3.033	196.007	14:50:04.728
10	49.295	113.143	55.124	75.314	1:01.859	2:46.278	+4.136	189.142	14:52:51.006
(87) Stephane Rey									
1		97.178	56.385	79.823	1:02.550			122.172	14:28:28.753
2	50.116	123.063	52.635	77.754	1:02.677	2:45.428	+3.935	185.886	14:31:14.181
3	48.973	109.565	54.219	84.441	1:00.817	2:44.009	+2.516	180.602	14:33:58.190
4	48.565	124.027	53.204	71.571	1:00.156	2:41.925	+0.432	191.150	14:36:40.115
5	48.501	117.832	53.102	71.099	59.890	2:41.493		192.857	14:39:21.608
6	48.711	125.572	53.014	73.770	1:00.419	2:42.144	+0.651	189.474	14:42:03.752
7	48.910	119.870	53.833	64.247	1:01.358	2:44.101	+2.608	188.153	14:44:47.853
8	48.970	125.714	53.191	69.632	1:01.254	2:43.415	+1.922	193.202	14:47:31.268
9	48.677	117.333	53.790	67.712	59.863	2:42.330	+0.837	190.141	14:50:13.598
10	48.749	113.028	55.033	71.053	1:00.404	2:44.186	+2.693	192.513	14:52:57.784
(89) Mark Pangborn									
1		104.309	53.792	74.023	1:01.257			141.361	14:28:14.544
2	50.212	107.027	53.742	74.689	1:02.048	2:46.002	+2.605	175.896	14:31:00.546
3	48.573	109.565	53.960	70.913	1:00.986	2:43.519	+0.122	186.851	14:33:44.065
4	49.467	108.070	53.683	74.431	1:02.221	2:45.371	+1.974	180.301	14:36:29.436
5	49.780	112.798	53.291	67.712	1:00.326	2:43.397		188.153	14:39:12.833
6	49.810	106.105	53.261	75.736	1:00.864	2:43.935	+0.538	187.175	14:41:56.768
7	49.379	104.015	53.840	74.431	1:00.853	2:44.072	+0.675	182.432	14:44:40.840
8	49.955	108.813	54.054	73.121	1:00.406	2:44.415	+1.018	170.079	14:47:25.255
9	48.965	112.912	53.642	71.053	1:00.878	2:43.485	+0.088	183.362	14:50:08.740
10	50.569	110.000	1:08.349	67.332	1:01.037	2:59.955	+16.558	194.595	14:53:08.695
(73) Peter Anstiss									
1		104.113	53.935	80.000	1:01.489			124.281	14:28:13.690
2	51.855	104.309	54.675	77.143	1:01.613	2:48.143	+2.557	170.079	14:31:01.833
3	50.548	110.880	54.025	72.874	1:01.427	2:46.000	+0.414	183.362	14:33:47.833
4	51.286	107.027	54.892	71.904	1:01.204	2:47.382	+1.796	189.474	14:36:35.215
5	49.964	109.349	54.916	69.186	1:00.706	2:45.586		174.194	14:39:20.801
6	50.952	112.683	53.892	72.096	1:01.052	2:45.896	+0.310	181.513	14:42:06.697
7	49.680	108.599	55.028	67.712	1:01.382	2:46.090	+0.504	184.932	14:44:52.787
8	51.257	103.144	56.278	69.588	1:00.988	2:48.523	+2.937	173.913	14:47:41.310
9	49.873	107.860	55.405	71.429	1:01.701	2:46.979	+1.393	172.524	14:50:28.289
10	51.464	110.328	54.465	75.157	1:01.710	2:47.639	+2.053	169.811	14:53:15.928
(56) Joao Costa									

Chief of Timing & Scoring
Timegear
Race Director
Stewards

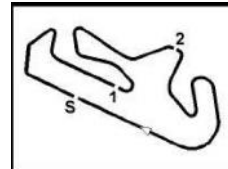
Licensed to: Autodromo Internacional do Algarve


Algarve Classic Festival 2013
FIA LURANI TROPHY
AIA - FIA FAST/FAST 4.653 Km
RACE 2
20/10/2013 14:05
Race (25:00 Time) started at 14:25:26

Lap	S1	Spd P1	S2	Spd P2	S3	Lap Tm	Diff	MaxSpd	Time of Day
1		103.529	53.981	75.949	1:01.546			121.212	14:28:12.340
2	49.906	105.903	53.558	77.419	1:00.442	2:43.906	+1.497	176.759	14:30:56.246
3	48.604	112.683	54.050	70.588	1:01.126	2:43.780	+1.371	193.202	14:33:40.026
p4	50.447	104.113	55.194	74.586		2:53.088	+10.679	178.218	14:36:33.114
5		109.891	53.609	79.005	1:00.442	3:11.684	+29.275		14:39:44.798
6	48.882	115.140	53.590	78.035	1:01.166	2:43.638	+1.229	198.165	14:42:28.436
7	48.955	114.309	53.409	77.866	1:00.045	2:42.409		196.364	14:45:10.845
8	48.785	103.240	54.630	70.450	1:00.857	2:44.272	+1.863	195.298	14:47:55.117
9	49.340	118.209	54.458	67.332	1:01.634	2:45.432	+3.023	188.482	14:50:40.549
10	50.050	114.902	54.716	78.775	1:02.177	2:46.943	+4.534	185.886	14:53:27.492
(270) Mauro Poponcini									
1		102.194	54.663	67.374	1:03.673			126.910	14:28:19.557
2	51.911	94.932	55.756	65.773	1:02.446	2:50.113	+4.770	176.183	14:31:09.670
3	51.989	90.514	55.756	66.055	1:02.739	2:50.484	+5.141	173.633	14:34:00.154
4	51.581	98.298	55.143	65.614	1:00.713	2:47.437	+2.094	180.602	14:36:47.591
5	51.049	102.382	54.241	66.339	1:01.019	2:46.309	+0.966	181.513	14:39:33.900
6	50.926	99.802	55.180	65.217	1:01.901	2:48.007	+2.664	182.125	14:42:21.907
7	50.702	101.076	55.084	69.275	1:01.505	2:47.291	+1.948	181.208	14:45:09.198
8	50.031	107.650	54.348	66.380	1:00.964	2:45.343		183.362	14:47:54.541
9	51.325	104.309	54.974	68.139	1:00.934	2:47.233	+1.890	177.049	14:50:41.774
10	50.274	108.387	54.070	73.419	1:01.870	2:46.214	+0.871	184.932	14:53:27.988
(181) John Lord									
1		91.561	57.231	75.366	1:02.966			132.678	14:28:23.962
2	51.207	106.821	55.997	78.660	1:02.146	2:49.350	+2.196	166.667	14:31:13.312
3	51.525	107.338	55.185	78.091	1:01.395	2:48.105	+0.951	166.410	14:34:01.417
4	51.563	94.688	56.203	73.519	1:01.950	2:49.716	+2.562	163.636	14:36:51.133
5	51.119	107.338	54.960	76.110	1:01.075	2:47.154		177.340	14:39:38.287
6	52.344	100.984	57.563	74.844	1:02.845	2:52.752	+5.598	170.347	14:42:31.039
7	51.304	107.860	55.259	75.261	1:01.724	2:48.287	+1.133	166.154	14:45:19.326
8	51.431	105.000	55.761	72.096	1:01.794	2:48.986	+1.832	174.194	14:48:08.312
9	52.125	102.572	56.276	75.577	1:03.912	2:52.313	+5.159	168.487	14:51:00.625
10	53.669	94.366	57.814	69.186	1:03.261	2:54.744	+7.590	163.142	14:53:55.369
(40) Philippe Bonny									
1		87.583	58.663	69.677	1:06.774			112.150	14:28:33.324
2	54.841	96.167	57.168	73.922	1:03.406	2:55.415	+4.424	154.066	14:31:28.739
3	52.169	97.520	57.000	78.775	1:02.832	2:52.001	+1.010	169.279	14:34:20.740
4	51.286	99.000	57.128	74.740	1:02.872	2:51.286	+0.295	177.340	14:37:12.026
5	53.265	100.435	56.662	75.683	1:02.398	2:52.325	+1.334	169.811	14:40:04.351
6	52.145	88.633	57.537	77.754	1:03.075	2:52.757	+1.766	173.077	14:42:57.108
7	54.697	99.712	56.832	74.534	1:03.656	2:55.185	+4.194	177.924	14:45:52.293
8	51.964	108.281	55.810	73.121	1:04.487	2:52.261	+1.270	176.183	14:48:44.554
9	51.518	110.548	55.391	73.620	1:04.507	2:51.416	+0.425	180.301	14:51:35.970
10	51.938	106.821	56.428	76.056	1:02.625	2:50.991		180.301	14:54:26.961
(25) Andrew Tart									
1		85.096	59.005	72.825	1:04.662			114.772	14:28:32.054

Chief of Timing & Scoring
Timegear
Race Director
Stewards

Licensed to: Autodromo Internacional do Algarve


Algarve Classic Festival 2013
FIA LURANI TROPHY
AIA - FIA FAST/FAST 4.653 Km
RACE 2
20/10/2013 14:05
Race (25:00 Time) started at 14:25:26

Lap	S1	Spd P1	S2	Spd P2	S3	Lap Tm	Diff	MaxSpd	Time of Day
2	54.791	97.606	57.324	67.039	1:02.247	2:54.362	+2.561	151.049	14:31:26.416
3	53.717	102.382	56.295	68.702	1:01.789	2:51.801		157.205	14:34:18.217
4	53.639	100.526	57.860	70.959	1:02.444	2:53.943	+2.142	157.434	14:37:12.160
5	53.887	101.632	56.993	69.948	1:02.208	2:53.088	+1.287	154.066	14:40:05.248
6	53.749	103.144	56.796	65.733	1:01.871	2:52.416	+0.615	158.358	14:42:57.664
7	55.123	99.000	56.702	69.275	1:02.690	2:54.515	+2.714	160.475	14:45:52.179
8	54.418	93.807	57.564	72.973	1:01.844	2:53.826	+2.025	158.824	14:48:46.005
9	53.107	100.617	56.062	70.866	1:02.661	2:51.830	+0.029	155.620	14:51:37.835
10	53.563	95.176	56.888	72.338	1:02.719	2:53.170	+1.369	162.406	14:54:31.005

(42) Martin Aubert

1		88.351	56.583	76.759	1:04.606			120.401	14:28:26.600
2	53.241	107.650	56.346	82.254	1:04.499	2:54.086	+1.900	163.142	14:31:20.686
3	52.875	104.309	56.922	71.666	1:03.252	2:53.049	+0.863	158.126	14:34:13.735
4	52.950	96.754	57.448	83.721	1:03.161	2:53.559	+1.373	154.506	14:37:07.294
5	52.674	93.570	56.697	80.238	1:03.230	2:52.601	+0.415	157.664	14:39:59.895
6	55.188	94.688	57.617	74.380	1:03.193	2:55.998	+3.812	162.406	14:42:55.893
7	55.082	94.850	57.549	70.542	1:03.432	2:56.063	+3.877	163.389	14:45:51.956
8	54.106	94.366	57.248	68.966	1:02.343	2:53.697	+1.511	167.183	14:48:45.653
9	52.630	102.288	56.319	73.419	1:03.237	2:52.186		170.347	14:51:37.839
10	52.977	93.255	56.738	76.271	1:03.564	2:53.279	+1.093	169.545	14:54:31.118

(174) Larry Kinch

1		88.704	56.792	74.483	1:04.529			121.622	14:28:27.106
2	53.543	101.818	57.083	73.922	1:03.759	2:54.385	+2.556	157.205	14:31:21.491
3	53.183	102.194	56.370	73.871	1:04.274	2:53.827	+1.998	158.126	14:34:15.318
4	52.248	98.648	57.193	76.705	1:03.937	2:53.378	+1.549	166.924	14:37:08.696
5	52.579	98.211	56.363	77.810	1:02.887	2:51.829		172.524	14:40:00.525
6	53.345	103.918	56.960	73.620	1:04.331	2:54.636	+2.807	166.667	14:42:55.161
7	54.663	105.903	57.108	74.074	1:04.007	2:55.778	+3.949	172.249	14:45:50.939
8	54.389	103.723	57.214	72.338	1:04.213	2:55.816	+3.987	168.750	14:48:46.755
9	53.316	103.240	56.814	74.023	1:03.622	2:53.752	+1.923	156.295	14:51:40.507
10	52.801	103.820	56.208	75.736	1:03.715	2:52.724	+0.895	170.079	14:54:33.231

(48) John Delane

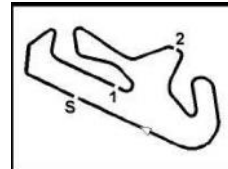
1		100.892	55.691	78.545	1:04.751			123.007	14:28:23.760
2	55.925	98.124	58.984	74.586	1:04.109	2:59.018	+6.821	151.899	14:31:22.778
3	53.003	104.407	56.345	76.325	1:04.558	2:53.906	+1.709	153.409	14:34:16.684
4	53.469	108.599	56.091	78.204	1:03.688	2:53.248	+1.051	162.406	14:37:09.932
5	54.532	106.718	55.746	75.683	1:05.051	2:55.329	+3.132	160.475	14:40:05.261
6	54.306	102.667	56.712	72.825	1:04.000	2:55.018	+2.821	150.000	14:43:00.279
7	53.364	104.113	56.590	76.271	1:04.654	2:54.608	+2.411	161.435	14:45:54.887
8	53.140	97.008	57.168	78.488	1:02.374	2:52.682	+0.485	155.396	14:48:47.569
9	53.369	109.027	56.647	74.586	1:04.309	2:54.325	+2.128	153.409	14:51:41.894
10	51.959	107.027	56.353	73.720	1:03.885	2:52.197		165.644	14:54:34.091

(81) Steve Futter

1		93.412	56.276	74.023	1:04.790			139.535	14:28:25.150
2	53.204	106.411	56.502	79.764	1:04.304	2:54.010	+1.328	158.824	14:31:19.160

Chief of Timing & Scoring
Timegear
Race Director
Stewards

Licensed to: Autodromo Internacional do Algarve


Algarve Classic Festival 2013
FIA LURANI TROPHY
AIA - FIA FAST/FAST 4.653 Km
RACE 2
20/10/2013 14:05
Race (25:00 Time) started at 14:25:26

Lap	S1	Spd P1	S2	Spd P2	S3	Lap Tm	Diff	MaxSpd	Time of Day
3	51.355	102.572	58.646	76.487	1:04.646	2:54.647	+1.965	172.800	14:34:13.807
4	51.553	98.124	58.030	80.238	1:04.436	2:54.019	+1.337	177.049	14:37:07.826
5	1:07.169	99.444	57.910	72.678	1:05.021	3:10.100	+17.418	177.340	14:40:17.926
6	52.685	98.912	56.919	77.475	1:04.191	2:53.795	+1.113	172.524	14:43:11.721
7	52.270	108.281	57.002	74.329	1:03.410	2:52.682		176.471	14:46:04.403
8	51.449	111.774	58.209	74.074	1:04.041	2:53.699	+1.017	173.355	14:48:58.102
9	51.682	104.703	57.347	77.198	1:04.610	2:53.639	+0.957	177.049	14:51:51.741
10	52.174	109.241	57.846	70.084	1:04.610	2:54.630	+1.948	172.800	14:54:46.371

(30) Luc Deneve

1		82.561	1:00.143	70.221	1:05.295			117.137	14:28:34.727
2	54.054	95.586	57.766	72.096	1:03.736	2:55.556	+3.567	151.049	14:31:30.283
3	53.150	101.168	58.421	75.736	1:06.125	2:57.696	+5.707	166.924	14:34:27.979
4	53.092	115.741	57.799	73.072	1:04.355	2:55.246	+3.257	155.620	14:37:23.225
5	53.339	98.648	57.858	70.542	1:04.503	2:55.700	+3.711	149.584	14:40:18.925
6	52.561	99.088	57.545	72.000	1:04.428	2:54.534	+2.545	164.384	14:43:13.459
7	51.086	100.617	57.259	73.370	1:03.644	2:51.989		178.218	14:46:05.448
8	52.327	105.802	58.585	66.790	1:03.420	2:54.332	+2.343	170.347	14:48:59.780
9	51.859	104.211	57.259	68.702	1:04.586	2:53.704	+1.715	169.014	14:51:53.484
10	52.039	107.860	57.117	71.618	1:04.703	2:53.859	+1.870	169.545	14:54:47.343

(33) Andrea Guarino

1		83.873	1:00.849	71.476	1:04.834			108.871	14:28:35.963
2	53.567	91.561	58.859	76.433	1:02.762	2:55.188	+1.826	152.975	14:31:31.151
3	52.270	98.472	57.683	69.677	1:18.772	3:08.725	+15.363	172.249	14:34:39.876
4	52.214	107.130	57.627	71.761	1:03.521	2:53.362		177.049	14:37:33.238
5	51.606	99.444	58.266	72.924	1:04.744	2:54.616	+1.254	191.829	14:40:27.854
6	52.330	101.260	58.708	69.813	1:03.850	2:54.888	+1.526	185.567	14:43:22.742
7	53.297	102.953	59.902	64.787	1:05.352	2:58.551	+5.189	178.218	14:46:21.293
8	52.395	102.762	59.523	67.797	1:08.421	3:00.339	+6.977	173.633	14:49:21.632
9	53.489	97.864	1:00.659	64.171	1:04.978	2:59.126	+5.764	175.041	14:52:20.758

(7) Duncan Rabagliati

1		87.930	1:01.086	72.581	1:06.213			121.896	14:28:37.725
2	55.515	117.957	57.749	73.922	1:05.493	2:58.757	+1.931	153.846	14:31:36.482
3	54.664	102.953	58.154	75.577	1:05.022	2:57.840	+1.014	157.434	14:34:34.322
4	55.332	106.615	57.884	72.193	1:04.682	2:57.898	+1.072	158.358	14:37:32.220
5	55.082	100.435	58.017	72.193	1:04.945	2:58.044	+1.218	161.194	14:40:30.264
6	53.993	107.338	58.017	74.380	1:05.145	2:57.155	+0.329	162.406	14:43:27.419
7	54.681	108.813	57.583	76.110	1:04.562	2:56.826		162.406	14:46:24.245
8	54.937	103.433	58.337	77.586	1:07.008	3:00.282	+3.456	157.664	14:49:24.527
9	54.478	104.703	58.604	70.727	1:05.867	2:58.949	+2.123	151.899	14:52:23.476

(156) Vernon Williamson

1		83.368	59.203	73.469	1:07.637			120.000	14:28:35.799
2	54.324	98.736	59.301	70.773	1:05.089	2:58.714	+3.044	152.327	14:31:34.513
3	53.189	108.813	58.711	68.139	1:05.221	2:57.121	+1.451	165.899	14:34:31.634
4	52.492	108.919	59.997	69.054	1:05.954	2:58.443	+2.773	171.975	14:37:30.077
5	52.831	98.385	1:01.318	63.868	1:04.736	2:58.885	+3.215	178.512	14:40:28.962

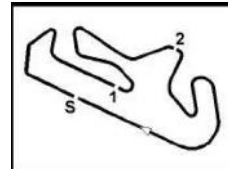
Chief of Timing & Scoring

Timegear

Race Director

Stewards

Licensed to: Autodromo Internacional do Algarve


Algarve Classic Festival 2013
FIA LURANI TROPHY
AIA - FIA FAST/FAST 4.653 Km
RACE 2
20/10/2013 14:05
Race (25:00 Time) started at 14:25:26

Lap	S1	Spd P1	S2	Spd P2	S3	Lap Tm	Diff	MaxSpd	Time of Day
6	53.063	99.177	59.291	67.542	1:05.629	2:57.983	+2.313	177.340	14:43:26.945
7	52.371	118.335	59.371	70.358	1:05.232	2:56.974	+1.304	177.049	14:46:23.919
8	52.381	107.027	59.020	66.502	1:19.527	3:10.928	+15.258	171.157	14:49:34.847
9	52.786	115.862	58.597	66.543	1:04.287	2:55.670		179.104	14:52:30.517

(37) James Owen

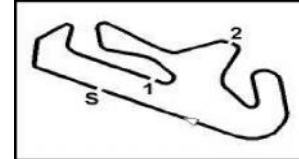
1		72.141	1:02.398	64.362	1:07.346				14:28:48.219
2	55.036	101.076	1:00.666	71.381	1:06.281	3:01.983	+3.850	144.772	14:31:50.202
3	56.141	95.917	1:00.587	66.502	1:06.675	3:03.403	+5.270	145.161	14:34:53.605
4	54.999	83.683	1:01.205	65.733	1:06.446	3:02.650	+4.517	153.409	14:37:56.255
5	54.178	94.769	1:07.234	68.053	1:04.650	3:06.062	+7.929	147.743	14:41:02.317
6	54.940	97.520	58.407	70.313	1:05.403	2:58.750	+0.617	161.677	14:44:01.067
7	55.626	95.340	1:02.776	66.055	1:05.878	3:04.280	+6.147	142.480	14:47:05.347
8	55.296	95.340	57.930	69.498	1:04.907	2:58.133		154.728	14:50:03.480
9	55.484	90.440	1:10.977	64.748	1:05.704	3:12.165	+14.032	150.628	14:53:15.645

(9) Bob Birrell

1			1:00.965	73.072	1:05.867			120.401	14:28:39.010
2	58.574	77.430	1:01.164	66.914	1:08.725	3:08.463		129.808	14:31:47.473
3	1:01.435		1:01.220	66.667	1:09.075	3:11.730	+3.267	121.076	14:34:59.203
4	58.461	84.319	1:02.022	69.632	1:08.946	3:09.429	+0.966	121.896	14:38:08.632
5	59.225	74.118	1:02.413	62.791	1:09.339	3:10.977	+2.514	123.570	14:41:19.609
6	1:00.893		1:03.729	65.773	1:13.316	3:17.938	+9.475	116.254	14:44:37.547
7	1:01.542	72.708	1:04.760	65.217	1:10.701	3:17.003	+8.540	116.379	14:47:54.550
8	58.769		1:04.050	56.604	1:10.354	3:13.173	+4.710	133.005	14:51:07.723
9	1:02.331		1:03.809	63.269	1:12.178	3:18.318	+9.855	112.971	14:54:26.041

(74) Francesco Baldanza

1		87.861	58.317	72.289	1:06.844			123.429	14:28:31.644
2	53.320	116.716	57.743	67.081	1:03.260	2:54.323	+3.659	161.919	14:31:25.967
3	52.817	118.083	56.087	73.469	1:03.090	2:51.994	+1.330	170.616	14:34:17.961
4	52.236	109.027	57.579	74.329	1:02.716	2:52.531	+1.867	162.406	14:37:10.492
5	52.052	102.762	56.522	74.380	1:02.090	2:50.664		158.824	14:40:01.156
6	54.607	95.258	57.437	73.720	1:03.076	2:55.120	+4.456	168.224	14:42:56.276
7	1:00.311	122.791	55.317	70.959	1:02.127	2:57.755	+7.091	168.224	14:45:54.031



Algarve Classic Festival 2013

FIA LURANI TROPHY

AIA - FIA FAST/FAST 4.653 Km

RACE 2

20/10/2013 14:05

Race (25:00 Time) started at 14:25:26

Competitors	Laps									
	1	2	3	4	5	6	7	8	9	10
Pierre Tonetti (992)	1	992	992	992	992	992	992	992	992	992
Richard Smeeton (58)	2	58	54	54	54	54	54	54	54	54
John Fyda (54)	3	54	58	58	58	58	58	58	58	58
Joao Costa (56)	4	56	56	56	92	92	53	53	53	53
Peter Anstiss (73)	5	73	92	92	89	53	92	92	92	92
Don Thallon (92)	6	92	89	89	53	89	89	89	89	87
Mark Pangborn (89)	7	89	73	73	56	73	87	87	87	89
Mauro Poponcini (270)	8	270	53	53	73	87	73	73	73	73
John Delane (48)	9	48	270	87	87	270	270	270	56	56
John Lord (181)	10	181	181	270	270	181	56	56	56	270
Steve Futter (81)	11	81	87	181	181	56	181	181	181	181
Martin Aubert (42)	12	42	81	42	42	42	174	174	40	40
Larry Kinch (174)	13	174	42	81	81	174	42	42	42	25
Philipp Buhofer (53)	14	53	174	174	174	74	74	25	25	42
Stephane Rey (87)	15	87	48	48	48	40	40	40	174	174
Francesco Baldanza (74)	16	74	74	74	74	25	25	74	48	48
Andrew Tart (25)	17	25	25	25	40	48	48	48	81	81
Philippe Bonny (40)	18	40	40	40	25	81	81	81	30	30
Luc Deneve (30)	19	30	30	30	30	30	30	30	33	33
Vernon Williamson (156)	20	156	33	156	156	33	33	33	7	7
Andrea Guarino (33)	21	33	156	7	7	156	156	156	156	156
Duncan Rabagliati (7)	22	7	7	33	33	7	7	7	37	37
Bob Birrell (9)	23	9	9	37	37	37	37	37	9	9
James Owen (37)	24	37	37	9	9	9	9	9		
-	25									
-	26									
-	27									
-	28									
-	29									
-	30									

Chief of Timing & Scoring

Timegear

Race Director

HORA DE AFIXACAO:

Stewards

Licensed to: Autodromo Internacional do Algarve

Algarve Classic Festival 2013

FIA LURANI TROPHY

AIA - FIA FAST/FAST 4.653 Km

RACE 2 - OFFICIAL

20/10/2013 14:05

Race (25:00 Time) started at 14:25:26

Pos	No.	Team	Nat.	Driver 1	Car	Model	CC	Class	PIC	Laps	Total Tm	Diff	Best Tm	In Lap
1	992	Pierre Tonetti	IT	P.Tonetti	Brabham	BT6	1100	E1	1	10	26:31.803		2:37.744	8
2	54	John Fyda	UK	J.Fyda	Lotus	22	1098	E1	2	10	26:44.826	13.023	2:38.558	8
3	58	Richard Smeeton	GB	R.Smeeton	Wainer	63	1098	E1	3	10	26:52.023	20.220	2:39.748	8
4	53	Philipp Buhofer	CH	P.Buhofer	Lola	Mk5A	1097	E1	4	10	26:58.032	26.229	2:38.304	6
5	92	Don Thallon	AU	D.Thallon	MRC	22	1100	E1	5	10	27:24.755	52.952	2:42.142	6
6	87	Stephane Rey	FR	S.Rey	Lola	MK 5 A	1098	E1	6	10	27:31.533	59.730	2:41.493	5
7	89	Mark Pangborn	GB	M.Pangborn	Lotus	20B	1098	E1	7	10	27:42.444	1:10.641	2:43.397	5
8	73	Peter Anstiss	GB	P.Anstiss	Lotus	20/22	1098	E1	8	10	27:49.677	1:17.874	2:45.586	5
9	56	Joao Costa	PT	J.Costa	Lola	MK 5	1098	E1	9	10	28:01.241	1:29.438	2:42.409	7
10	270	Mauro Poponcini	BE	M.Poponcini	Cooper	T76	997	H	1	10	28:01.737	1:29.934	2:45.343	8
11	181	John Lord	GB	J.Lord	Lotus	20/22	1098	E1	10	10	28:29.118	1:57.315	2:47.154	5
12	40	Philippe Bonny	FR	P.Bonny	Tecno	F3 1000cc	1000	H	2	10	29:00.710	2:28.907	2:50.991	10
13	25	Andrew Tart	GB	A.Tart	Bond	FJ	1100	B2	1	10	29:04.754	2:32.951	2:51.801	3
14	42	Martin Aubert	AR	M.Aubert	Lotus	20	1098	D2	1	10	29:04.867	2:33.064	2:52.186	9
15	174	Larry Kinch	CA	L.Kinch	Lotus	22	1098	E1	11	10	29:06.980	2:35.177	2:51.829	5
16	48	John Delane	US	J.Delane	Lotus	18	1098	C2	1	10	29:07.840	2:36.037	2:52.197	10
17	81	Steve Futter	GB	S.Futter	Lotus	20	1098	D2	2	10	29:20.120	2:48.317	2:52.682	7
18	30	Luc Deneve	BE	L.Deneve	Lotus	18 FJ	1048	D2	3	10	29:21.092	2:49.289	2:51.989	7
19	33	Andrea Guarino	IT	A.Guarino	Lotus	22	1098	E1	12	9	26:54.507	1 Lap	2:53.362	4
20	7	Duncan Rabagliati	GB	D.Rabagliati	Alexis	HF1	1098	B2	2	9	26:57.225	1 Lap	2:56.826	7
21	156	Vernon Williamson	UK	V.Williamson	Ausper	T4	1098	E1	13	9	27:04.266	1 Lap	2:55.670	9
22	37	James Owen	GB	J.Owen	Elva	200	1096	C2	2	9	27:49.394	1 Lap	2:58.133	8
23	9	Bob Birrell	GB	B.Birrell	Lola	MK2	1098	B2	3	9	28:59.790	1 Lap	3:08.463	2
24	74	Francesco Baldanza	IT	F.Baldanza	Brabham	BT6	1998	E1	14	7	20:27.780	3 Laps	2:50.664	5

Not qualified

DNS	70	David Methley	GB	D.Methley	Brabham	BT6	1100	E1	DNS		DNS			0
DNS	88	Kim Shearn	AU	K.Shearn	Lotus	18 FJ	1098	C2	DNS		DNS			0
DNS	72	John Dowson	GB	J.Dowson	Brabham	BT2	1098	E1	DNS		DNS			0
DNS	170	Anthony Nobles	US	A.Nobles	Lotus	22	1098	E1	DNS		DNS			0
DNS	10	Gil Duffy	GB	G.Duffy	Bond	FJ	1100	B2	DNS		DNS			0

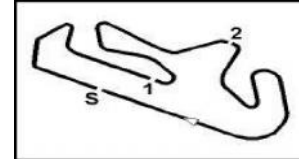
Chief of Timing & Scoring

Timegear

Race Director

HORA DE AFIXACAO:

Stewards



Algarve Classic Festival 2013

FIA LURANI TROPHY

RACE 2

Race (25:00 Time) started at 14:25:26

AIA - FIA FAST/FAST 4.653 Km

20/10/2013 14:05

Pos	No.	Team	Nat.	Driver 1	Car	Model	CC	Class	PIC	Laps	Total Tm	Diff	Best Tm	In Lap
DNS	62	Tommaso Gelmini	IT	T.Gelmini	Branca	FJ	1100	E1	DNS			DNS		0

Algarve Classic Festival 2013

FIA LURANI TROPHY

AIA - FIA FAST/FAST 4.653 Km

RACE 2

20/10/2013 14:05

Race (25:00 Time) started at 14:25:26

Pos	No.	Team	Nat.	Driver 1	Car	Model	CC	Class	PIC	Laps	Total Tm	Diff	Best Tm	In Lap
1	992	Pierre Tonetti	IT	P.Tonetti	Brabham	BT6	1100	E1	1	10	26:31.803		2:37.744	8
2	54	John Fyda	UK	J.Fyda	Lotus	22	1098	E1	2	10	26:44.826	13.023	2:38.558	8
3	58	Richard Smeeton	GB	R.Smeeton	Wainer	63	1098	E1	3	10	26:52.023	20.220	2:39.748	8
4	53	Philipp Buhofer	CH	P.Buhofer	Lola	Mk5A	1097	E1	4	10	26:58.032	26.229	2:38.304	6
5	92	Don Thallon	AU	D.Thallon	MRC	22	1100	E1	5	10	27:24.755	52.952	2:42.142	6
6	87	Stephane Rey	FR	S.Rey	Lola	MK 5 A	1098	E1	6	10	27:31.533	59.730	2:41.493	5
7	89	Mark Pangborn	GB	M.Pangborn	Lotus	20B	1098	E1	7	10	27:42.444	1:10.641	2:43.397	5
8	73	Peter Anstiss	GB	P.Anstiss	Lotus	20/22	1098	E1	8	10	27:49.677	1:17.874	2:45.586	5
9	56	Joao Costa	PT	J.Costa	Lola	MK 5	1098	E1	9	10	28:01.241	1:29.438	2:42.409	7
10	270	Mauro Poponcini	BE	M.Poponcini	Cooper	T76	997	H	1	10	28:01.737	1:29.934	2:45.343	8
11	181	John Lord	GB	J.Lord	Lotus	20/22	1098	E1	10	10	28:29.118	1:57.315	2:47.154	5
12	40	Philippe Bonny	FR	P.Bonny	Tecno	F3 1000cc	1000	H	2	10	29:00.710	2:28.907	2:50.991	10
13	25	Andrew Tart	GB	A.Tart	Bond	FJ	1100	B2	1	10	29:04.754	2:32.951	2:51.801	3
14	42	Martin Aubert	AR	M.Aubert	Lotus	20	1098	D2	1	10	29:04.867	2:33.064	2:52.186	9
15	174	Larry Kinch	CA	L.Kinch	Lotus	22	1098	E1	11	10	29:06.980	2:35.177	2:51.829	5
16	48	John Delane	US	J.Delane	Lotus	18	1098	C2	1	10	29:07.840	2:36.037	2:52.197	10
17	81	Steve Futter	GB	S.Futter	Lotus	20	1098	D2	2	10	29:20.120	2:48.317	2:52.682	7
18	30	Luc Deneve	BE	L.Deneve	Lotus	18 FJ	1048	D2	3	10	29:21.092	2:49.289	2:51.989	7
19	33	Andrea Guarino	IT	A.Guarino	Lotus	22	1098	E1	12	9	26:54.507	1 Lap	2:53.362	4
20	7	Duncan Rabagliati	GB	D.Rabagliati	Alexis	HF1	1098	B2	2	9	26:57.225	1 Lap	2:56.826	7
21	156	Vernon Williamson	UK	V.Williamson	Ausper	T4	1098	E1	13	9	27:04.266	1 Lap	2:55.670	9
22	37	James Owen	GB	J.Owen	Elva	200	1096	C2	2	9	27:49.394	1 Lap	2:58.133	8
23	9	Bob Birrell	GB	B.Birrell	Lola	MK2	1098	B2	3	9	28:59.790	1 Lap	3:08.463	2
24	74	Francesco Baldanza	IT	F.Baldanza	Brabham	BT6	1998	E1	14	7	20:27.780	3 Laps	2:50.664	5

Not qualified

DNS	70	David Methley	GB	D.Methley	Brabham	BT6	1100	E1	DNS		DNS			0
DNS	88	Kim Shearn	AU	K.Shearn	Lotus	18 FJ	1098	C2	DNS		DNS			0
DNS	72	John Dowson	GB	J.Dowson	Brabham	BT2	1098	E1	DNS		DNS			0
DNS	170	Anthony Nobles	US	A.Nobles	Lotus	22	1098	E1	DNS		DNS			0
DNS	10	Gil Duffy	GB	G.Duffy	Bond	FJ	1100	B2	DNS		DNS			0

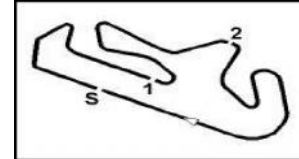
Chief of Timing & Scoring

Timegear

Race Director

HORA DE AFIXACAO:

Stewards



Algarve Classic Festival 2013

FIA LURANI TROPHY

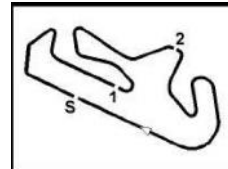
RACE 2

Race (25:00 Time) started at 14:25:26

AIA - FIA FAST/FAST 4.653 Km

20/10/2013 14:05

Pos	No.	Team	Nat.	Driver 1	Car	Model	CC	Class	PIC	Laps	Total Tm	Diff	Best Tm	In Lap
DNS	62	Tommaso Gelmini	IT	T.Gelmini	Branca	FJ	1100	E1	DNS			DNS		0



Algarve Classic Festival 2013

FIA LURANI TROPHY

RACE 1

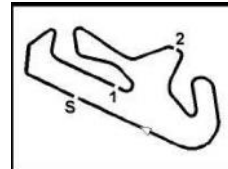
Race (25:00 Time)

AIA - FIA FAST/FAST 4.653 Km

19/10/2013 14:50

POLE POSITION

1	2
<p>1</p> <p>70 David Methley 2:05.375</p>	<p>2</p> <p>992 Pierre Tonetti 2:07.182</p>
<p>3</p> <p>56 Joao Costa 2:09.858</p>	<p>4</p> <p>53 Philipp Buhofer 2:10.596</p>
<p>5</p> <p>58 Richard Smeeton 2:12.824</p>	<p>6</p> <p>87 Stephane Rey 2:12.968</p>
<p>7</p> <p>54 John Fyda 2:13.920</p>	<p>8</p> <p>73 Peter Anstiss 2:14.366</p>
<p>9</p> <p>48 John Delane 2:14.507</p>	<p>10</p> <p>92 Don Thallon 2:15.868</p>
<p>11</p> <p>270 Mauro Poponcini 2:16.641</p>	<p>12</p> <p>88 Kim Shearn 2:16.892</p>
<p>13</p> <p>72 John Dowson 2:20.313</p>	<p>14</p> <p>40 Philippe Bonny 2:20.403</p>
<p>15</p> <p>25 Andrew Tart 2:20.790</p>	<p>16</p> <p>181 John Lord 2:21.323</p>
<p>17</p> <p>89 Mark Pangborn 2:22.451</p>	<p>18</p> <p>174 Larry Kinch 2:22.693</p>
<p>19</p> <p>42 Martin Aubert 2:23.276</p>	<p>20</p> <p>81 Steve Futter 2:23.585</p>



Algarve Classic Festival 2013

FIA LURANI TROPHY

RACE 1

Race (25:00 Time)

AIA - FIA FAST/FAST 4.653 Km

19/10/2013 14:50

11

21

74 Francesco Baldanza
2:24.030

22

156 Vernon Williamson
2:24.163

12

23

170 Anthony Nobles
2:26.180

24

37 James Owen
2:26.759

13

25

33 Andrea Guarino
2:27.106

26

9 Bob Birrell
2:27.637

14

27

30 Luc Deneve
2:29.045

28

10 Gil Duffy
2:36.582

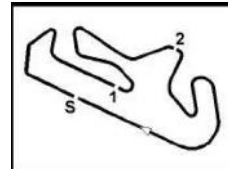
15

29

7 Duncan Rabagliati
2:42.470

30

62 Tommaso Gelmini



Algarve Classic Festival 2013

FIA LURANI TROPHY

RACE 2

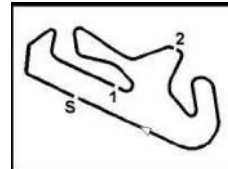
Race (25:00 Time)

AIA - FIA FAST/FAST 4.653 Km

20/10/2013 14:05

POLE POSITION

1		2	
70 David Methley	2:05.375	992 Pierre Tonetti	2:07.182
...		...	
2		3	
56 Joao Costa	2:09.858	53 Philipp Buhofer	2:10.596
...		...	
3		4	
58 Richard Smeeton	2:12.824	87 Stephane Rey	2:12.968
...		...	
4		5	
54 John Fyda	2:13.920	73 Peter Anstiss	2:14.366
...		...	
5		6	
48 John Delane	2:14.507	92 Don Thallon	2:15.868
...		...	
6		7	
270 Mauro Poponcini	2:16.641	88 Kim Shearn	2:16.892
...		...	
7		8	
72 John Dowson	2:20.313	40 Philippe Bonny	2:20.403
...		...	
8		9	
25 Andrew Tart	2:20.790	181 John Lord	2:21.323
...		...	
9		10	
89 Mark Pangborn	2:22.451	174 Larry Kinch	2:22.693
...		...	
10		11	
42 Martin Aubert	2:23.276	81 Steve Futter	2:23.585
...		...	



Algarve Classic Festival 2013

FIA LURANI TROPHY

RACE 2

Race (25:00 Time)

AIA - FIA FAST/FAST 4.653 Km

20/10/2013 14:05

11

21

74 Francesco Baldanza
2:24.030

22

156 Vernon Williamson
2:24.163

12

23

170 Anthony Nobles
2:26.180

24

37 James Owen
2:26.759

13

25

33 Andrea Guarino
2:27.106

26

9 Bob Birrell
2:27.637

14

27

30 Luc Deneve
2:29.045

28

10 Gil Duffy
2:36.582

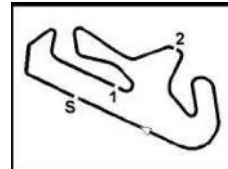
15

29

7 Duncan Rabagliati
2:42.470

30

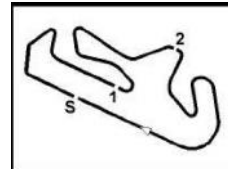
62 Tommaso Gelmini


Algarve Classic Festival 2013
FIA LURANI TROPHY
AIA - FIA FAST/FAST 4.653 Km
PRIVATE PRACTICE
18/10/2013 11:50
Practice (25:00 Time) started at 11:50:00

Lap	S1	Spd P1	S2	Spd P2	S3	Lap Tm	Diff	MaxSpd	Time of Day
(70) David Methley									
1	40.808	126.000	42.006	99.723	47.007	2:09.821	+4.758	211.350	11:55:00.012
2	40.409	150.448	41.984	94.323	47.064	2:09.457	+4.394	210.938	11:57:09.469
3	39.338	142.336	41.892	96.774	45.791	2:07.021	+1.958	216.867	11:59:16.490
4	39.224	155.512	40.751	88.091	46.384	2:06.359	+1.296	213.861	12:01:22.849
5		128.185	43.319	94.737	45.649	10:33.373	+8:28.310		12:11:56.222
6	38.416	156.832	40.516	90.604	46.131	2:05.063		214.286	12:14:01.285
7	38.551	159.082	41.777	99.723	45.115	2:05.443	+0.380	213.439	12:16:06.728
(992) Pierre Tonetti									
1	39.575	147.643	41.280	96.774	46.107	2:06.962	+0.650	213.439	11:54:36.367
2	39.727	154.214	40.460	94.903	46.377	2:06.564	+0.252	201.117	11:56:42.931
3	38.944	153.149	41.557	100.652	45.811	2:06.312		209.709	11:58:49.243
p4	39.060	159.310	41.951	87.805		2:14.348	+8.036	215.139	12:01:03.591
(53) Philipp Buhofer									
1	43.954	133.109	43.793	115.508	49.782	2:17.529	+10.075	194.245	11:54:51.412
2	41.954	141.248	43.686	93.345	48.474	2:14.114	+6.660	204.159	11:57:05.526
3	40.426	153.361	43.009	86.817	47.560	2:10.995	+3.541	208.494	11:59:16.521
4	40.413	155.730	44.424	84.507	48.473	2:13.310	+5.856	211.350	12:01:29.831
5		137.568	42.730	97.297	47.217	10:23.225	+8:15.771		12:11:53.056
6	39.599	154.644	41.976	86.124	46.585	2:08.160	+0.706	209.709	12:14:01.216
7	39.494	162.105	41.697	100.935	46.263	2:07.454		210.526	12:16:08.670
(72) John Dowson									
1	40.792	155.294	42.771	93.506	46.898	2:10.461	+2.551	213.018	11:54:57.948
2	40.080	155.730	43.566	94.159	49.125	2:12.771	+4.861	216.433	11:57:10.719
3	39.522	161.633	41.847	94.820	46.541	2:07.910		217.304	11:59:18.629
4	39.933	160.929	43.648	84.507	47.951	2:11.532	+3.622	219.959	12:01:30.161
(58) Richard Smeeton									
1	42.429	148.633	43.130	97.385	57.923	2:23.482	+14.189	196.007	11:55:33.364
2	41.803	131.064	43.033	99.539	47.810	2:12.646	+3.353	203.774	11:57:46.010
3	40.271	126.865	42.806	101.408	46.216	2:09.293		202.627	11:59:55.303
4	41.682	137.910	42.801	97.473	46.774	2:11.257	+1.964	205.714	12:02:06.560
(56) Joao Costa									
1	44.309	122.384	43.922	88.452	48.343	2:16.574	+6.766	172.249	11:54:56.035
2	40.501	136.049	43.799	92.072	47.561	2:11.861	+2.053	208.897	11:57:07.896
p3	40.462	145.895	43.758	73.821		2:17.613	+7.805	215.139	11:59:25.509
4		126.575	47.726	81.818	49.187	12:43.384	+10:33.576		12:12:08.893
5	40.376	152.727	41.785	93.506	47.647	2:09.808		210.117	12:14:18.701
p6	39.691	162.105	41.684	83.398		2:30.111	+20.303	215.569	12:16:48.812
(89) Mark Pangborn									
1	42.608	126.143	47.462	89.404	49.060	2:19.130	+8.752	197.802	11:57:03.659
2	41.436	140.889	43.058	91.139	47.764	2:12.258	+1.880	201.493	11:59:15.917
3	41.956	152.938	43.093	83.851	47.266	2:12.315	+1.937	203.008	12:01:28.232

Chief of Timing & Scoring
Timegear
Race Director
Stewards

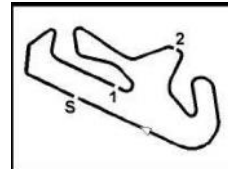
Licensed to: Autodromo Internacional do Algarve


Algarve Classic Festival 2013
FIA LURANI TROPHY
AIA - FIA FAST/FAST 4.653 Km
PRIVATE PRACTICE
18/10/2013 11:50
Practice (25:00 Time) started at 11:50:00

Lap	S1	Spd P1	S2	Spd P2	S3	Lap Tm	Diff	MaxSpd	Time of Day
4		127.156	47.107	94.737	47.910	10:10.399	+8:00.021		12:11:38.631
5	40.860	145.703	42.118	93.588	47.400	2:10.378		198.895	12:13:49.009
6	40.420	152.099	42.941	93.345	47.155	2:10.516	+0.138	202.627	12:15:59.525
(87) Stephane Rey									
1	42.167	141.609	44.976	93.750	51.243	2:18.386	+7.596	205.323	11:55:18.531
2	41.581	142.887	43.707	93.184	50.020	2:15.308	+4.518	205.323	11:57:33.839
3	42.470	147.447	43.090	99.174	48.739	2:14.299	+3.509	196.007	11:59:48.138
4	41.064	148.633	43.296	88.816	48.805	2:13.165	+2.375	207.692	12:02:01.303
5	8:29.890	123.750	48.031	94.903	49.562	10:07.483	+7:56.693		12:12:08.786
6	41.039	151.890	42.084	95.745	49.234	2:12.357	+1.567	200.743	12:14:21.143
7	40.267	156.389	41.790	96.343	48.733	2:10.790		210.117	12:16:31.933
(92) Don Thallon									
1	50.983	116.105	47.473	95.238	52.331	2:30.787	+18.959	136.709	11:55:59.697
2	43.391	127.742	46.125	97.473	49.413	2:18.929	+7.101	187.826	11:58:18.626
3	42.389	151.063	45.525	94.987	48.722	2:16.636	+4.808	211.765	12:00:35.262
4		147.251	44.768	79.237	48.771	11:24.170	+9:12.342		12:11:59.432
5	41.362	157.277	43.083	99.083	47.383	2:11.828		213.861	12:14:11.260
6	40.740	153.149	43.353	100.279	47.884	2:11.977	+0.149	213.439	12:16:23.237
(73) Peter Anstiss									
1	43.776	139.122	47.250	102.857	50.015	2:21.041	+8.777	183.051	11:55:24.500
2	42.980	134.891	44.594	108.325	48.071	2:15.645	+3.381	188.482	11:57:40.145
3	41.910	142.887	44.878	101.124	47.756	2:14.544	+2.280	192.171	11:59:54.689
4	41.906	139.296	43.193	99.356	48.142	2:13.241	+0.977	199.262	12:02:07.930
5	8:27.210	119.483	45.991	94.077	49.888	10:03.089	+7:50.825		12:12:11.019
6	41.630	160.696	42.359	109.091	48.275	2:12.264		194.946	12:14:23.283
7	41.223	155.294	43.672	95.660	47.931	2:12.826	+0.562	191.150	12:16:36.109
(54) John Fyda									
1	41.493	148.434	43.823	108.434	47.929	2:13.245	+0.758	207.294	11:55:11.623
2	42.025	141.609	44.212	111.226	48.559	2:14.796	+2.309	206.897	11:57:26.419
3	41.433	147.251	43.731	104.449	48.452	2:13.616	+1.129	211.765	11:59:40.035
4	41.642	154.000	43.469	93.506	48.290	2:13.401	+0.914	211.765	12:01:53.436
5	9:04.974	156.169	43.444	90.986	47.791	10:36.209	+8:23.722		12:12:29.645
6	41.768	152.099	43.283	114.650	47.436	2:12.487		209.302	12:14:42.132
7	43.022	142.519	43.359	111.801	47.361	2:13.742	+1.255	212.598	12:16:55.874
(88) Kim Shearn									
1	51.614	112.113	48.857	99.265	53.493	2:33.964	+18.571	142.668	11:55:46.899
2	45.860	108.281	49.054	81.571	52.676	2:27.590	+12.197	165.644	11:58:14.489
3	43.581	121.846	46.972	100.840	51.695	2:22.248	+6.855	186.207	12:00:36.737
4		117.458	48.184	89.850	49.232	11:03.933	+8:48.540		12:11:40.670
5	42.451	131.686	44.158	95.070	48.784	2:15.393		186.851	12:13:56.063
6	41.993	138.947	45.280	92.229	48.910	2:16.183	+0.790	200.000	12:16:12.246
(174) Larry Kinch									
1	44.937	128.780	45.664	94.077	54.223	2:24.824	+7.865	198.895	11:55:41.543

Chief of Timing & Scoring
Timegear
Race Director
Stewards

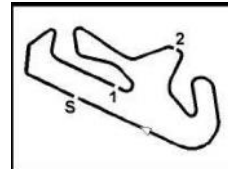
Licensed to: Autodromo Internacional do Algarve


Algarve Classic Festival 2013
FIA LURANI TROPHY
AIA - FIA FAST/FAST 4.653 Km
PRIVATE PRACTICE
18/10/2013 11:50
Practice (25:00 Time) started at 11:50:00

Lap	S1	Spd P1	S2	Spd P2	S3	Lap Tm	Diff	MaxSpd	Time of Day
2	46.138	135.716	45.676	91.371	50.341	2:22.155	+5.196	199.262	11:58:03.698
3	43.551	125.288	46.912	83.851	52.191	2:22.654	+5.695	203.390	12:00:26.352
4		148.434	44.158	102.467	50.841	12:08.692	+9:51.733		12:12:35.044
5	42.301	130.909	45.072	95.070	49.586	2:16.959		203.774	12:14:52.003
6	42.829	130.909	44.546	97.210	51.941	2:19.316	+2.357	204.934	12:17:11.319
(37) James Owen									
1	44.959	120.784	46.499	93.913	50.985	2:22.443	+5.363	188.482	11:55:11.552
2	44.675	121.846	46.809	80.357	51.693	2:23.177	+6.097	188.482	11:57:34.729
3	43.653	129.988	45.947	89.478	50.451	2:20.051	+2.971	194.946	11:59:54.780
4	44.484	129.231	45.328	89.404	53.436	2:23.248	+6.168	191.150	12:02:18.028
5	8:09.439	118.588	45.511	94.323	50.089	9:45.039	+7:27.959		12:12:03.067
6	42.915	142.519	44.567	98.182	51.621	2:19.103	+2.023	193.548	12:14:22.170
7	42.482	132.000	44.824	92.545	49.774	2:17.080		197.080	12:16:39.250
(81) Steve Futter									
1	44.874	127.302	49.183	82.129	53.249	2:27.306	+7.866	184.615	11:55:29.654
2	44.510	127.156	47.509	89.478	52.510	2:24.529	+5.089	191.150	11:57:54.183
3	44.998	117.957	47.112	87.591	52.437	2:24.547	+5.107	189.474	12:00:18.730
4		119.354	48.185	90.833	50.873	11:57.041	+9:37.601		12:12:15.771
5	44.450	118.335	47.709	89.701	52.910	2:25.069	+5.629	181.208	12:14:40.840
6	42.851	128.930	46.192	87.876	50.397	2:19.440		194.946	12:17:00.280
(181) John Lord									
1	46.589	111.437	49.007	82.005	56.395	2:31.991	+12.353	163.142	11:55:41.854
2	47.609	122.655	48.337	90.000	52.745	2:28.691	+9.053	182.741	11:58:10.545
3	46.364	124.444	50.637	87.379	52.932	2:29.933	+10.295	190.476	12:00:40.478
4		128.930	51.261	76.271	55.039	11:56.021	+9:36.383		12:12:36.499
5	43.167	145.131	46.804	91.759	51.191	2:21.162	+1.524	207.692	12:14:57.661
6	42.962	156.169	45.816	88.962	50.860	2:19.638		209.709	12:17:17.299
(48) John Delane									
1	43.045	132.157	46.443	98.182	51.007	2:20.495		200.371	11:55:42.107
2	45.971	128.482	46.839	101.887	49.290	2:22.100	+1.605	193.202	11:58:04.207
3	42.648	145.512	47.625	88.452	52.060	2:22.333	+1.838	204.545	12:00:26.540
(33) Andrea Guarino									
1	46.281	126.575	49.766	82.695	57.996	2:34.043	+11.459	175.325	11:55:42.598
2	47.607	118.842	50.290	93.669	56.509	2:34.406	+11.822	180.301	11:58:17.004
3	45.404	133.590	50.532	86.677	54.138	2:30.074	+7.490	198.895	12:00:47.078
4		123.474	50.043	91.062	52.735	11:28.205	+9:05.621		12:12:15.283
5	43.984	128.631	48.411	86.400	54.000	2:26.395	+3.811	202.247	12:14:41.678
6	45.236	151.683	46.352	91.525	50.996	2:22.584		194.245	12:17:04.262
(170) Anthony Nobles									
1	44.772	118.970	47.936	87.734	51.409	2:24.117	+1.138	195.298	11:55:14.277
2	45.020	143.441	47.303	82.443	52.329	2:24.652	+1.673	194.946	11:57:38.929
3	44.898	133.913	46.790	89.404	51.452	2:23.140	+0.161	195.652	12:00:02.069
4	45.279	145.131	46.829	88.091	50.871	2:22.979		187.500	12:02:25.048

Chief of Timing & Scoring
Timegear
Race Director
Stewards

Licensed to: Autodromo Internacional do Algarve


Algarve Classic Festival 2013
FIA LURANI TROPHY
AIA - FIA FAST/FAST 4.653 Km
PRIVATE PRACTICE
18/10/2013 11:50
Practice (25:00 Time) started at 11:50:00

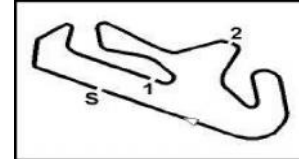
Lap	S1	Spd P1	S2	Spd P2	S3	Lap Tm	Diff	MaxSpd	Time of Day
5	8:05.803	129.382	50.489	83.851	52.751	9:49.043	+7:26.064		12:12:14.091
6	45.347	118.209	50.156	81.880	52.492	2:27.995	+5.016	181.513	12:14:42.086
7	45.851	136.720	48.904	80.297	53.896	2:28.651	+5.672	185.567	12:17:10.737
(74) Francesco Baldanza									
1	45.031	136.889	47.378	86.400	53.808	2:26.217	+1.129	192.171	11:55:21.098
2	44.480	131.219	48.417	82.632	53.077	2:25.974	+0.886	196.007	11:57:47.072
3	44.306	128.482	48.155	85.308	52.627	2:25.088		199.262	12:00:12.160
4		131.686	48.874	85.714	53.220	12:01.664	+9:36.576		12:12:13.824
5	45.226	118.842	49.890	87.097	52.835	2:27.951	+2.863	188.153	12:14:41.775
6	45.204	125.288	50.159	82.443	53.251	2:28.614	+3.526	181.208	12:17:10.389
(10) Gil Duffy									
1	49.281	99.177	50.830	83.013	53.239	2:33.350	+5.985	165.644	11:55:46.092
2	46.249	114.074	49.113	81.818	52.611	2:27.973	+0.608	177.924	11:58:14.065
3	46.941	117.582	47.559	84.178	52.865	2:27.365		173.355	12:00:41.430
(30) Luc Deneve									
1	45.668	138.947	50.330	78.890	54.352	2:30.350	+2.881	186.851	11:55:30.280
2	45.617	133.590	48.986	87.591	53.580	2:28.183	+0.714	184.300	11:57:58.463
3	45.767	139.823	49.400	83.786	54.566	2:29.733	+2.264	183.673	12:00:28.196
4		127.889	49.162	82.632	53.816	11:44.873	+9:17.404		12:12:13.069
5	45.193	132.950	48.455	80.899	53.821	2:27.469		190.141	12:14:40.538
p6	46.053	126.287	49.754	84.047		2:32.194	+4.725	183.986	12:17:12.732
(40) Philippe Bonny									
1	50.018	102.288	50.164	95.745	54.946	2:35.128	+4.820	173.077	11:55:55.210
2	47.371	120.260	51.081	84.047	55.214	2:33.666	+3.358	175.325	11:58:28.876
3	46.638	122.791	48.549	145.161	55.121	2:30.308		178.512	12:00:59.184
(9) Bob Birrell									
1	49.654	105.701	54.141	79.882	57.990	2:41.785	+10.606	153.627	11:56:10.992
2	47.188	122.791	49.194	83.786	55.180	2:31.562	+0.383	164.384	11:58:42.554
3	46.677	133.269	50.143	74.948	54.359	2:31.179		176.471	12:01:13.733
4		120.522	51.719	80.477	54.148	11:38.207	+9:07.028		12:12:51.940
5	46.356	132.000	50.235	79.941	55.085	2:31.676	+0.497	180.602	12:15:23.616
(42) Martin Aubert									
1	1:02.853	88.000	56.980	85.851	1:03.228	3:03.061	+25.428	101.599	11:57:24.764
2	59.947	90.960	56.223	87.948	1:02.809	2:58.979	+21.346	106.719	12:00:23.743
3		99.000	49.374	105.366	54.796	12:50.519	+10:12.886		12:13:14.262
4	50.201	114.309	51.559	98.450	55.873	2:37.633		146.341	12:15:51.895
(7) Duncan Rabagliati									
1	51.548	119.612	52.799	79.823	58.734	2:43.081	+2.136	153.627	11:56:20.392
2	51.229	120.391	52.886	82.506	56.853	2:40.968	+0.023	152.327	11:59:01.360
3	50.406	121.180	53.330	81.509	57.209	2:40.945		160.000	12:01:42.305
4	8:50.166	111.662	55.006	82.443	57.247	10:42.419	+8:01.474		12:12:24.724
5	51.074	124.305	55.036	75.419	57.251	2:43.361	+2.416	159.527	12:15:08.085

Chief of Timing & Scoring
Timegear
Race Director
Stewards

Licensed to: Autodromo Internacional do Algarve

Algarve Classic Festival 2013
FIA LURANI TROPHY
AIA - FIA FAST/FAST 4.653 Km
PRIVATE PRACTICE
18/10/2013 11:50
Practice (25:00 Time) started at 11:50:00

Lap	S1	Spd P1	S2	Spd P2	S3	Lap Tm	Diff	MaxSpd	Time of Day
(156) Vernon Williamson									
p1	47.006	108.599	51.890	82.695		2:48.507		160.000	11:56:20.691
2		110.659	52.866	84.441	58.047	19:05.023	+16:16.516		12:15:25.714
(62) Tommaso Gelmini									
1		147.251	42.970	91.837	47.168	8:25.984			12:01:06.437



Algarve Classic Festival 2013

FIA LURANI TROPHY

AIA - FIA FAST/FAST 4.653 Km

PRIVATE PRACTICE

18/10/2013 11:50

Practice (25:00 Time) started at 11:50:00

Pos	No.	Team	Nat.	Driver 1	Car	Model	CC	Year	Class	PIC	Best Tm	In Lap	Diff	Gap	Laps
1	70	David Methley	GB	D.Methley	Brabham	BT6	1100	1963	E1	1	2:05.063	6			7
2	992	Pierre Tonetti	IT	P.Tonetti	Brabham	BT6	1100	1963	E1	2	2:06.312	3	1.249	1.249	4
3	53	Philipp Buhofer	CH	P.Buhofer	Lola	Mk5A	1097	1963	E1	3	2:07.454	7	2.391	1.142	7
4	72	John Dowson	GB	J.Dowson	Brabham	BT2	1098	1962	E1	4	2:07.910	3	2.847	0.456	4
5	58	Richard Smeeton	GB	R.Smeeton	Wainer	63	1098	1963	E1	5	2:09.293	3	4.230	1.383	4
6	56	Joao Costa	PT	J.Costa	Lola	MK 5	1098	1962	E1	6	2:09.808	5	4.745	0.515	6
7	89	Mark Pangborn	GB	M.Pangborn	Lotus	20B	1098	1961	E1	7	2:10.378	5	5.315	0.570	6
8	87	Stephane Rey	FR	S.Rey	Lola	MK 5 A	1098	1963	E1	8	2:10.790	7	5.727	0.412	7
9	92	Don Thallon	AU	D.Thallon	MRC	22	1100	1963	E1	9	2:11.828	5	6.765	1.038	6
10	73	Peter Anstiss	GB	P.Anstiss	Lotus	20/22	1098	1961	E1	10	2:12.264	6	7.201	0.436	7
11	54	John Fyda	UK	J.Fyda	Lotus	22	1098	1962	E1	11	2:12.487	6	7.424	0.223	7
12	88	Kim Shearn	AU	K.Shearn	Lotus	18 FJ	1098	1960	C2	1	2:15.393	5	10.330	2.906	6
13	174	Larry Kinch	CA	L.Kinch	Lotus	22	1098	1961	E1	12	2:16.959	5	11.896	1.566	6
14	37	James Owen	GB	J.Owen	Elva	200	1096	1960	C2	2	2:17.080	7	12.017	0.121	7
15	81	Steve Futter	GB	S.Futter	Lotus	20	1098	1961	D2	1	2:19.440	6	14.377	2.360	6
16	181	John Lord	GB	J.Lord	Lotus	20/22	1098	1961	E1	13	2:19.638	6	14.575	0.198	6
17	48	John Delane	US	J.Delane	Lotus	18	1098	1960	C2	3	2:20.495	1	15.432	0.857	3
18	33	Andrea Guarino	IT	A.Guarino	Lotus	22	1098	1962	E1	14	2:22.584	6	17.521	2.089	6
19	170	Anthony Nobles	US	A.Nobles	Lotus	22	1098	1962	E1	15	2:22.979	4	17.916	0.395	7
20	74	Francesco Baldanza	IT	F.Baldanza	Brabham	BT6	1998	1963	E1	16	2:25.088	3	20.025	2.109	6
21	10	Gil Duffy	GB	G.Duffy	Bond	FJ	998	1960	B2	1	2:27.365	3	22.302	2.277	3
22	30	Luc Deneve	BE	L.Deneve	Lotus	18 FJ	1048	1960	D2	2	2:27.469	5	22.406	0.104	6
23	40	Philippe Bonny	FR	P.Bonny	Tecno	F3 1000cc	1000	1969	H	1	2:30.308	3	25.245	2.839	3
24	9	Bob Birrell	GB	B.Birrell	Lola	MK2	1098	1960	B2	2	2:31.179	3	26.116	0.871	5
25	42	Martin Aubert	AR	M.Aubert	Lotus	20	1098	1961	D2	3	2:37.633	4	32.570	6.454	4
26	7	Duncan Rabagliati	GB	D.Rabagliati	Alexis	HF1	1098	1959	B2	3	2:40.945	3	35.882	3.312	5
27	156	Vernon Williamson	UK	V.Williamson	Ausper	T4	1098	1962	E1	17	2:48.507	1	43.444	7.562	2
28	62	Tommaso Gelmini	IT	T.Gelmini	Branca	FJ	1100	1963	E1	18	8:25.984	1	6:20.921	5:37.477	1

Chief of Timing & Scoring

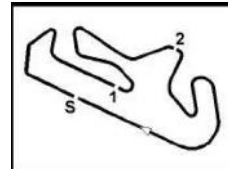
Timegear

Race Director

HORA DE AFIXACAO:

Stewards

.


Algarve Classic Festival 2013
FIA LURANI TROPHY
AIA - FIA FAST/FAST 4.653 Km
QUALIFYING
19/10/2013 10:55

Qualifying (25:00 Time) started at 10:55:00

Lap	S1	Spd P1	S2	Spd P2	S3	Lap Tm	Diff	MaxSpd	Time of Day
(70) David Methley									
1	42.157	135.550	43.597	82.317	51.493	2:17.247	+11.872	190.813	10:59:51.354
2	41.553	121.712	44.701	82.129	48.932	2:15.186	+9.811	198.895	11:02:06.540
3	41.402	136.049	43.327	91.062	48.263	2:12.992	+7.617	207.294	11:04:19.532
4	40.240	139.472	45.475	89.330	47.745	2:13.460	+8.085	210.938	11:06:32.992
5	42.202	145.321	41.920	92.784	46.573	2:10.695	+5.320	208.897	11:08:43.687
6	39.728	122.249	42.795	96.601	46.261	2:08.784	+3.409	212.598	11:10:52.471
7	39.768	148.235	41.274	98.271	45.834	2:06.876	+1.501	209.302	11:12:59.347
8	39.063	156.169	41.131	92.545	45.181	2:05.375		211.765	11:15:04.722
9	39.070	153.361	41.209	97.210	45.490	2:05.769	+0.394	213.861	11:17:10.491
10	40.385	142.336	40.732	95.238	45.145	2:06.262	+0.887	215.569	11:19:16.753
11	38.604	152.099	42.767	101.791	47.613	2:08.984	+3.609	213.861	11:21:25.737
(992) Pierre Tonetti									
1	44.169	117.458	44.594	87.662	51.379	2:20.142	+12.960	194.946	10:59:52.563
2	42.353	142.336	44.171	75.209	52.547	2:19.071	+11.889	211.765	11:02:11.634
3	41.797	150.041	43.881	83.591	49.999	2:15.677	+8.495	199.630	11:04:27.311
4	40.415	146.667	43.788	86.124	51.980	2:16.183	+9.001	214.286	11:06:43.494
5	40.837	144.941	44.400	93.264	49.858	2:15.095	+7.913	212.181	11:08:58.589
6	40.019	144.563	42.324	88.597	47.919	2:10.262	+3.080	213.439	11:11:08.851
7	40.164	150.041	41.857	85.511	47.799	2:09.820	+2.638	218.182	11:13:18.671
8	39.564	147.056	41.555	89.552	47.494	2:08.613	+1.431	214.286	11:15:27.284
9	38.931	155.730	41.045	103.053	47.206	2:07.182		216.000	11:17:34.466
p10	42.256	135.055	42.639	104.854		2:22.844	+15.662	212.598	11:19:57.310
(56) Joao Costa									
1	45.497	108.387	47.915	76.759	54.421	2:27.833	+17.975	199.262	11:00:07.399
2	43.528	121.980	45.870	80.297	51.502	2:20.900	+11.042	205.714	11:02:28.299
3	47.082	124.724	46.895	82.067	51.218	2:25.195	+15.337	212.181	11:04:53.494
p4	41.808	134.237	46.181	81.264		2:26.608	+16.750	213.439	11:07:20.102
5		144.941	43.264	82.949	48.041	5:14.220	+3:04.362		11:12:34.322
6	40.481	140.000	43.797	81.633	50.688	2:14.966	+5.108	210.938	11:14:49.288
7	40.117	142.519	44.573	85.782	48.783	2:13.473	+3.615	211.765	11:17:02.761
8	40.077	143.441	42.349	95.070	47.432	2:09.858		213.018	11:19:12.619
9	41.189	146.861	44.175	90.528	48.982	2:14.346	+4.488	214.286	11:21:26.965
(53) Philipp Buhofer									
1	44.708	131.064	46.474	75.736	54.590	2:25.772	+15.176	185.886	11:00:00.962
2	43.960	135.550	45.859	72.241	52.857	2:22.676	+12.080	201.869	11:02:23.638
3	42.392	132.632	1:02.837	83.141	52.598	2:37.827	+27.231	203.774	11:05:01.465
4	43.288	137.739	44.723	73.320	50.219	2:18.230	+7.634	203.390	11:07:19.695
5	41.552	140.889	44.262	96.774	52.403	2:18.217	+7.621	204.159	11:09:37.912
6	41.588	149.636	45.281	69.903	50.134	2:17.003	+6.407	206.107	11:11:54.915
7	40.767	145.703	43.361	88.889	48.942	2:13.070	+2.474	205.323	11:14:07.985
8	40.951	148.037	44.081	91.448	49.512	2:14.544	+3.948	207.294	11:16:22.529
9	40.101	158.627	42.555	77.143	47.940	2:10.596		206.501	11:18:33.125
10	39.883	150.857	44.745	93.264	51.218	2:15.846	+5.250	206.501	11:20:48.971

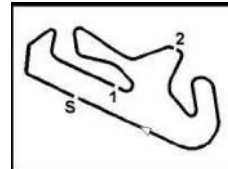
Chief of Timing & Scoring

Timegear

Race Director

Stewards

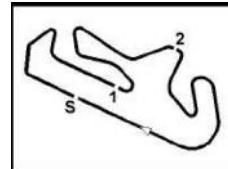
Licensed to: Autodromo Internacional do Algarve


Algarve Classic Festival 2013
FIA LURANI TROPHY
AIA - FIA FAST/FAST 4.653 Km
QUALIFYING
19/10/2013 10:55
Qualifying (25:00 Time) started at 10:55:00

Lap	S1	Spd P1	S2	Spd P2	S3	Lap Tm	Diff	MaxSpd	Time of Day
(58) Richard Smeeton									
1	47.351	101.446	51.163	76.003	55.321	2:33.835	+21.011	165.899	11:01:08.033
2	48.267	110.548	49.461	77.143	54.026	2:31.754	+18.930	171.975	11:03:39.787
3	45.459	121.579	46.834	83.916	50.944	2:23.237	+10.413	177.340	11:06:03.024
4	42.313	130.755	45.147	85.919	49.142	2:16.602	+3.778	199.262	11:08:19.626
5	42.912	133.752	43.789	84.178	49.012	2:15.713	+2.889	202.247	11:10:35.339
6	41.827	142.887	43.768	84.047	48.289	2:13.884	+1.060	199.630	11:12:49.223
7	41.554	142.519	43.371	87.948	47.899	2:12.824		201.117	11:15:02.047
8	42.204	134.727	44.596	85.106	48.244	2:15.044	+2.220	203.390	11:17:17.091
9	41.286	135.055	44.738	90.301	2:07.715	3:33.739	+1:20.915	202.627	11:20:50.830
(87) Stephane Rey									
1	45.248	123.200	47.772	78.603	56.931	2:29.951	+16.983	187.175	11:00:25.124
2	45.557	131.843	46.403	81.756	54.747	2:26.707	+13.739	188.482	11:02:51.831
3	43.491	137.739	45.116	75.896	1:03.022	2:31.629	+18.661	198.895	11:05:23.460
4	41.844	140.354	44.246	85.511	51.896	2:17.986	+5.018	203.774	11:07:41.446
5	44.125	136.216	44.144	83.398	51.766	2:20.035	+7.067	198.165	11:10:01.481
6	41.232	145.703	43.377	84.573	50.791	2:15.400	+2.432	207.294	11:12:16.881
7	41.877	143.441	45.770	80.717	53.533	2:21.180	+8.212	208.494	11:14:38.061
8	41.222	132.157	46.776	84.112	50.288	2:18.286	+5.318	197.080	11:16:56.347
9	40.578	150.041	42.944	86.193	49.446	2:12.968		210.938	11:19:09.315
10	41.726	146.280	43.892	94.903	49.650	2:15.268	+2.300	214.286	11:21:24.583
(54) John Fyda									
1	44.094	140.000	45.794	81.142	53.239	2:23.127	+9.207	197.441	10:59:58.445
2	43.377	139.296	45.569	102.273	54.016	2:22.962	+9.042	201.493	11:02:21.407
3	44.319	134.400	53.827	93.103	51.384	2:29.530	+15.610	204.545	11:04:50.937
4	42.905	142.887	45.298	80.960	50.688	2:18.891	+4.971	199.262	11:07:09.828
5	42.075	137.568	44.560	85.511	55.009	2:21.644	+7.724	203.774	11:09:31.472
6	42.880	145.131	46.461	87.027	49.094	2:18.435	+4.515	187.826	11:11:49.907
7	42.089	149.636	44.599	87.876	48.103	2:14.791	+0.871	207.692	11:14:04.698
8	42.187	150.448	44.318	100.372	47.767	2:14.272	+0.352	209.302	11:16:18.970
9	41.196	154.860	42.544	98.720	56.296	2:20.036	+6.116	213.861	11:18:39.006
10	41.776	148.235	44.093	87.379	48.051	2:13.920		201.117	11:20:52.926
(73) Peter Anstiss									
1	47.485	117.707	48.356	85.241	54.469	2:30.310	+15.944	177.924	11:00:44.192
2	44.760	125.147	47.520	90.377	52.925	2:25.205	+10.839	196.007	11:03:09.397
3	43.360	122.519	46.617	81.880	51.443	2:21.420	+7.054	200.743	11:05:30.817
4	42.597	131.219	45.498	87.308	50.123	2:18.218	+3.852	202.627	11:07:49.035
5	42.257	132.632	44.506	89.182	49.762	2:16.525	+2.159	203.390	11:10:05.560
6	41.748	141.609	43.696	91.525	48.922	2:14.366		200.000	11:12:19.926
7	42.556	132.157	44.118	93.426	51.096	2:17.770	+3.404	204.545	11:14:37.696
8	40.870	126.575	45.501	88.307	48.853	2:15.224	+0.858	206.107	11:16:52.920
9	40.629	136.216	44.209	85.106	50.265	2:15.103	+0.737	206.897	11:19:08.023
10	41.956	129.533	44.432	86.747	48.816	2:15.204	+0.838	203.008	11:21:23.227
(48) John Delane									
1	50.164	106.718	51.041	77.143	59.925	2:41.130	+26.623	178.808	11:01:04.828

Chief of Timing & Scoring
Timegear
Race Director
Stewards

Licensed to: Autodromo Internacional do Algarve


Algarve Classic Festival 2013
FIA LURANI TROPHY
AIA - FIA FAST/FAST 4.653 Km
QUALIFYING
19/10/2013 10:55
Qualifying (25:00 Time) started at 10:55:00

Lap	S1	Spd P1	S2	Spd P2	S3	Lap Tm	Diff	MaxSpd	Time of Day
2	48.672	128.482	46.338	80.357	54.090	2:29.100	+14.593	168.750	11:03:33.928
3	44.840	122.249	46.212	82.759	52.736	2:23.788	+9.281	196.007	11:05:57.716
4	43.895	134.727	45.250	79.705	51.309	2:20.454	+5.947	196.007	11:08:18.170
5	42.852	143.813	44.645	82.569	51.717	2:19.214	+4.707	197.802	11:10:37.384
6	42.256	152.099	43.327	92.624	50.616	2:16.199	+1.692	200.371	11:12:53.583
7	41.709	145.703	45.357	89.035	49.763	2:16.829	+2.322	199.262	11:15:10.412
8	41.406	142.703	44.852	91.915	49.261	2:15.519	+1.012	201.117	11:17:25.931
9	41.979	149.636	43.441	96.343	49.867	2:15.287	+0.780	202.247	11:19:41.218
10	41.457	144.752	43.551	101.599	49.499	2:14.507		198.529	11:21:55.725

(92) Don Thallon

1	45.978	123.063	49.396	77.364	56.052	2:31.426	+15.558	197.080	11:00:25.320
2	45.341	123.888	47.520	83.981	55.320	2:28.181	+12.313	204.159	11:02:53.501
3	43.919	126.000	46.620	85.106	54.762	2:25.301	+9.433	206.107	11:05:18.802
4	43.683	131.374	45.553	87.379	52.856	2:22.092	+6.224	205.714	11:07:40.894
5	45.260	129.382	46.264	83.398	52.829	2:24.353	+8.485	206.897	11:10:05.247
6	43.099	135.385	45.294	86.056	50.926	2:19.319	+3.451	206.897	11:12:24.566
7	42.767	132.632	46.066	91.139	52.368	2:21.201	+5.333	207.692	11:14:45.767
8	42.733	136.720	45.619	77.586	51.951	2:20.303	+4.435	205.323	11:17:06.070
9	42.680	136.384	44.080	89.701	49.108	2:15.868		209.709	11:19:21.938
10	42.790	133.109	44.446	91.915	49.223	2:16.459	+0.591	210.526	11:21:38.397

(270) Mauro Poponcini

p1	51.902	98.385	54.333	72.048		2:54.532	+37.891	146.540	11:01:11.720
2		101.353	50.551	78.488	54.546	3:50.715	+1:34.074		11:05:02.435
3	44.925	110.219	47.132	76.814	51.843	2:23.900	+7.259	185.886	11:07:26.335
4	44.134	119.354	46.108	81.142	51.865	2:22.107	+5.466	184.932	11:09:48.442
5	43.052	131.686	46.063	79.179	51.151	2:20.266	+3.625	186.207	11:12:08.708
6	46.271	108.706	47.146	87.591	50.430	2:23.847	+7.206	190.813	11:14:32.555
7	43.332	143.071	44.815	81.020	48.494	2:16.641		185.886	11:16:49.196
8	42.455	130.141	45.431	83.013	50.822	2:18.708	+2.067	189.474	11:19:07.904
9	44.140	133.913	44.399	99.723	48.684	2:17.223	+0.582	185.886	11:21:25.127

(88) Kim Shearn

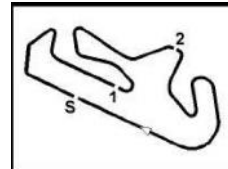
1	51.667	97.434	53.888	69.409	1:02.149	2:47.704	+30.812	150.000	11:01:06.089
2	49.401	112.227	49.499	74.534	56.598	2:35.498	+18.606	174.475	11:03:41.587
3	45.841	109.241	49.967	76.868	55.802	2:31.610	+14.718	198.529	11:06:13.197
4	44.222	119.354	46.445	86.400	53.707	2:24.374	+7.482	185.886	11:08:37.571
5	45.407	117.707	47.863	84.047	52.539	2:25.809	+8.917	197.441	11:11:03.380
6	43.707	122.115	47.125	81.633	51.119	2:21.951	+5.059	195.652	11:13:25.331
7	43.128	125.006	46.516	83.656	50.460	2:20.104	+3.212	200.371	11:15:45.435
8	42.415	124.865	45.051	83.721	49.426	2:16.892		200.000	11:18:02.327
p9	1:37.325	67.734	1:04.150	79.121		3:49.885	+1:32.993	199.630	11:21:52.212

(72) John Dowson

1	44.574	132.157	47.360	75.104	53.903	2:25.837	+5.524	194.245	11:00:10.487
2	42.745	141.248	44.929	79.179	50.994	2:18.668	-1.645	207.294	11:02:29.155
3	44.982	120.653	47.577	83.656	50.865	2:23.424	+3.111	209.302	11:04:52.579
4	41.929	134.400	46.028	82.005	52.889	2:20.846	+0.533	211.765	11:07:13.425

Chief of Timing & Scoring
Timegear
Race Director
Stewards

Licensed to: Autodromo Internacional do Algarve


Algarve Classic Festival 2013
FIA LURANI TROPHY
AIA - FIA FAST/FAST 4.653 Km
QUALIFYING
19/10/2013 10:55
Qualifying (25:00 Time) started at 10:55:00

Lap	S1	Spd P1	S2	Spd P2	S3	Lap Tm	Diff	MaxSpd	Time of Day
5	41.665	136.384	45.453	85.851	52.172	2:19.290	-1.023	214.286	11:09:32.715
6	41.873	140.711	45.508	82.632	49.411	2:16.792	-3.521	210.117	11:11:49.507
7	40.833	150.652	44.039	86.747	47.895	2:12.767	-7.546	215.569	11:14:02.274
8	42.404	155.730	43.994	90.986	49.018	2:15.416	-4.897	220.408	11:16:17.690
9	40.790	150.244	42.968	94.737	46.555	2:10.313	-10.000	213.439	11:18:28.003
10	43.068	130.294	47.268	87.805	51.636	2:21.972	+1.659	215.569	11:20:49.975

(40) Philippe Bonny

1	54.832	77.376	56.352	76.003	1:01.115	2:52.299	+31.896	167.963	11:01:13.381
2	50.621	106.821	53.278	72.048	59.590	2:43.489	+23.086	171.701	11:03:56.870
3	48.475	110.991	50.086	79.764	54.945	2:33.506	+13.103	165.899	11:06:30.376
4	48.574	110.548	51.683	78.204	56.688	2:36.945	+16.542	187.175	11:09:07.321
5	46.228	124.724	48.158	86.608	53.084	2:27.470	+7.067	191.489	11:11:34.791
6	45.343	120.653	48.775	87.805	52.060	2:26.178	+5.775	192.171	11:14:00.969
7	45.980	123.200	48.047	90.833	51.987	2:26.014	+5.611	194.595	11:16:26.983
8	45.075	124.444	48.050	72.973	52.880	2:26.005	+5.602	191.829	11:18:52.988
9	43.937	134.075	46.102	94.159	50.364	2:20.403		192.171	11:21:13.391

(25) Andrew Tart

1	50.373	97.606	51.789	78.603	59.262	2:41.424	+20.634	167.183	11:01:07.043
2	49.251	104.802	50.930	78.035	54.855	2:35.036	+14.246	168.224	11:03:42.079
3	46.211	106.105	49.613	71.666	55.575	2:31.399	+10.609	183.673	11:06:13.478
4	45.472	115.741	47.615	79.941	52.237	2:25.324	+4.534	168.750	11:08:38.802
5	44.180	112.683	49.557	79.941	53.739	2:27.476	+6.686	200.000	11:11:06.278
6	45.824	115.260	49.834	79.705	52.303	2:27.961	+7.171	196.364	11:13:34.239
7	44.376	121.446	46.936	79.412	51.219	2:22.531	+1.741	190.141	11:15:56.770
8	44.065	118.083	46.252	79.529	50.473	2:20.790		201.869	11:18:17.560
9	43.184	134.237	45.693	81.818	52.221	2:21.098	+0.308	201.493	11:20:38.658

(181) John Lord

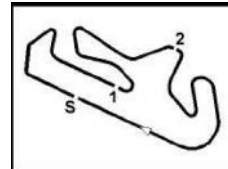
1	51.141	98.824	54.825	75.419	57.436	2:43.402	+22.079	183.051	11:01:07.699
2	50.738	97.263	53.181	80.238	57.787	2:41.706	+20.383	168.487	11:03:49.405
3	48.442	99.623	53.369	73.270	56.544	2:38.355	+17.032	177.049	11:06:27.760
4	49.280	108.493	51.224	81.081	56.165	2:36.669	+15.346	170.079	11:09:04.429
5	46.284	112.683	49.308	81.387	53.175	2:28.767	+7.444	197.080	11:11:33.196
6	45.942	115.260	49.147	86.124	51.864	2:26.953	+5.630	185.249	11:14:00.149
7	45.242	120.391	47.972	82.067	52.248	2:25.462	+4.139	200.371	11:16:25.611
8	43.725	118.588	46.749	84.243	50.849	2:21.323		202.247	11:18:46.934
9	43.981	125.288	46.181	88.525	51.673	2:21.835	+0.512	204.934	11:21:08.769

(89) Mark Pangborn

1	45.020	131.064	47.863	74.637	55.181	2:28.064	+5.613	196.364	11:02:13.987
2	43.934	131.843	48.224	82.632	51.897	2:24.055	+1.604	203.390	11:04:38.042
3	41.841	143.441	44.589	79.941	51.029	2:17.459	-4.992	204.159	11:06:55.501
4	42.755	129.231	46.187	76.596	52.941	2:21.883	-0.568	205.323	11:09:17.384
5	42.118	134.727	45.768	79.005	52.524	2:20.410	-2.041	205.323	11:11:37.794
6	41.916	125.857	44.788	84.972	49.015	2:15.719	-6.732	207.692	11:13:53.513
7	40.983	137.568	42.756	83.269	48.712	2:12.451	-10.000	204.934	11:16:05.964
8	40.762	133.430	43.813	89.552	47.902	2:12.477	-9.974	207.294	11:18:18.441

Chief of Timing & Scoring
Timegear
Race Director
Stewards

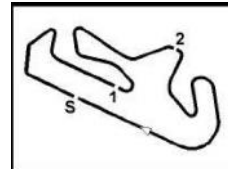
Licensed to: Autodromo Internacional do Algarve


Algarve Classic Festival 2013
FIA LURANI TROPHY
AIA - FIA FAST/FAST 4.653 Km
QUALIFYING
19/10/2013 10:55
Qualifying (25:00 Time) started at 10:55:00

Lap	S1	Spd P1	S2	Spd P2	S3	Lap Tm	Diff	MaxSpd	Time of Day
9	43.106	132.315	44.255	77.419	50.972	2:18.333	-4.118	209.709	11:20:36.774
(174) Larry Kinch									
1	51.707	96.000	56.359	69.186	1:00.078	2:48.144	+25.451	158.358	11:01:14.111
2	51.219	102.194	52.832	74.844	1:02.499	2:46.550	+23.857	154.286	11:04:00.661
3	51.705	104.703	54.628	75.314	1:01.962	2:48.295	+25.602	180.602	11:06:48.956
p4	50.925	99.712	53.466	76.110		2:53.703	+31.010	159.057	11:09:42.659
5		116.716	51.156	82.129	53.374	6:08.333	+3:45.640		11:15:50.992
6	43.881	123.612	46.655	87.167	52.157	2:22.693		198.529	11:18:13.685
7	44.197	128.185	47.085	83.656	53.612	2:24.894	+2.201	198.529	11:20:38.579
(42) Martin Aubert									
1	50.658	100.617	50.901	87.876	57.921	2:39.480	+16.204	154.728	11:01:16.383
2	49.267	98.912	52.890	73.620	57.118	2:39.275	+15.999	168.224	11:03:55.658
3	48.267	106.309	49.857	89.404	55.306	2:33.430	+10.154	166.667	11:06:29.088
4	48.910	104.407	51.149	81.509	1:20.621	3:00.680	+37.404	171.157	11:09:29.768
5	48.069	120.522	48.707	90.377	54.031	2:30.807	+7.531	159.057	11:12:00.575
6	48.240	100.800	48.674	93.750	52.196	2:29.110	+5.834	164.134	11:14:29.685
7	46.698	120.391	46.955	97.738	52.443	2:26.096	+2.820	167.442	11:16:55.781
8	45.397	114.664	46.503	104.651	51.376	2:23.276		167.702	11:19:19.057
9	47.224	121.579	46.699	95.830	51.462	2:25.385	+2.109	164.885	11:21:44.442
(81) Steve Futter									
1	50.235	106.105	54.722	73.220	1:00.810	2:45.767	+22.182	175.896	11:00:49.762
2	48.298	115.983	52.558	78.545	1:00.166	2:41.022	+17.437	175.325	11:03:30.784
3	47.012	117.458	50.799	76.759	57.257	2:35.068	+11.483	182.741	11:06:05.852
4	45.913	126.575	48.888	80.357	55.928	2:30.729	+7.144	178.512	11:08:36.581
5	45.789	128.780	49.501	82.129	53.988	2:29.278	+5.693	193.548	11:11:05.859
6	45.756	135.220	48.065	82.443	53.903	2:27.724	+4.139	182.741	11:13:33.583
7	44.995	121.048	49.000	79.823	54.198	2:28.193	+4.608	191.489	11:16:01.776
8	43.872	121.180	47.402	82.443	52.311	2:23.585		191.150	11:18:25.361
9	44.337	123.612	47.146	85.714	52.521	2:24.004	+0.419	193.548	11:20:49.365
(74) Francesco Baldanza									
1	51.607	95.751	53.911	69.231	1:00.520	2:46.038	+22.008	137.755	11:01:04.718
2	49.908	135.055	49.352	75.524	56.772	2:36.032	+12.002	163.142	11:03:40.750
3	45.886	113.607	50.040	79.823	56.904	2:32.830	+8.800	196.364	11:06:13.580
4	46.257	126.000	48.753	82.129	54.627	2:29.637	+5.607	169.811	11:08:43.217
5	45.113	143.071	47.079	79.587	53.204	2:25.396	+1.366	188.153	11:11:08.613
6	44.198	122.655	48.642	81.020	52.769	2:25.609	+1.579	194.595	11:13:34.222
7	45.349	122.927	48.550	80.597	53.482	2:27.381	+3.351	186.207	11:16:01.603
8	45.183	121.846	46.833	89.256	52.574	2:24.590	+0.560	185.249	11:18:26.193
9	44.161	123.200	47.244	87.449	52.625	2:24.030		200.743	11:20:50.223
(156) Vernon Williamson									
1	54.300	87.170	56.658	70.404	1:06.882	2:57.840	+33.677	159.527	11:01:19.947
2	54.342	106.004	50.180	80.717	57.158	2:41.680	+17.517	147.945	11:04:01.627
3	49.649	106.309	51.242	80.477	56.325	2:37.216	+13.053	168.750	11:06:38.843
4	46.234	114.545	50.411	73.270	54.282	2:30.927	+6.764	195.298	11:09:09.770

Chief of Timing & Scoring
Timegear
Race Director
Stewards

Licensed to: Autodromo Internacional do Algarve


Algarve Classic Festival 2013
FIA LURANI TROPHY
AIA - FIA FAST/FAST 4.653 Km
QUALIFYING
19/10/2013 10:55

Qualifying (25:00 Time) started at 10:55:00

Lap	S1	Spd P1	S2	Spd P2	S3	Lap Tm	Diff	MaxSpd	Time of Day
5	45.636	109.457	48.609	76.868	52.979	2:27.224	+3.061	197.441	11:11:36.994
6	45.009	120.522	47.608	83.527	52.119	2:24.736	+0.573	202.627	11:14:01.730
7	47.217	134.563	46.617	89.552	51.631	2:25.465	+1.302	196.364	11:16:27.195
8	44.298	129.836	47.380	85.987	52.485	2:24.163		204.545	11:18:51.358
p9	48.812	107.755	54.015	83.786		2:56.437	+32.274	201.117	11:21:47.795
(170) Anthony Nobles									
1	52.724	112.798	53.659	74.844	1:01.192	2:47.575	+21.395	168.224	11:01:08.129
2	51.030	104.211	54.149	80.000	58.096	2:43.275	+17.095	179.402	11:03:51.404
3	48.013	105.100	52.516	74.740	56.690	2:37.219	+11.039	177.340	11:06:28.623
4	48.855	106.105	52.787	84.178	56.453	2:38.095	+11.915	181.513	11:09:06.718
5	47.396	119.741	50.797	76.705	55.630	2:33.823	+7.643	190.813	11:11:40.541
6	45.896	138.254	49.378	79.237	55.072	2:30.346	+4.166	185.249	11:14:10.887
7	45.957	142.336	48.951	82.443	54.121	2:29.029	+2.849	187.826	11:16:39.916
8	45.226	131.219	48.030	82.759	52.924	2:26.180		191.150	11:19:06.096
9	44.834	120.916	51.186	84.047	54.448	2:30.468	+4.288	192.857	11:21:36.564
(37) James Owen									
1	58.973	86.020	56.698	71.429	1:00.398	2:56.069	+29.310	161.194	11:01:15.945
2	50.835	104.802	53.251	67.754	1:06.053	2:50.139	+23.380	168.224	11:04:06.084
3	50.092	100.984	57.046	66.708	1:00.916	2:48.054	+21.295	172.249	11:06:54.138
4	47.309	115.260	50.362	79.295	1:00.460	2:38.131	+11.372	182.125	11:09:32.269
5	47.705	128.037	48.103	76.379	57.636	2:33.444	+6.685	171.157	11:12:05.713
6	46.166	127.010	47.529	79.179	53.170	2:26.865	+0.106	183.051	11:14:32.578
7	45.553	129.382	48.292	72.483	52.914	2:26.759		184.615	11:16:59.337
p8	52.584	111.214	53.336	84.906		2:50.084	+23.325	189.474	11:19:49.421
(33) Andrea Guarino									
1	50.053	100.435	56.813	75.896	1:01.917	2:48.783	+21.677	176.471	11:01:04.496
2	53.300	103.918	59.114	74.586	1:04.221	2:56.635	+29.529	180.301	11:04:01.131
3	49.518	108.599	55.250	77.866	57.864	2:42.632	+15.526	186.207	11:06:43.763
4	46.124	115.021	50.764	85.919	57.313	2:34.201	+7.095	197.441	11:09:17.964
5	45.180	116.226	50.488	81.818	1:14.582	2:50.250	+23.144	194.946	11:12:08.214
6	46.134	118.209	49.819	84.178	55.090	2:31.043	+3.937	196.364	11:14:39.257
7	44.503	112.340	49.836	87.237	55.339	2:29.678	+2.572	199.630	11:17:08.935
8	44.443	121.579	49.601	88.235	53.062	2:27.106		197.441	11:19:36.041
9	44.957	128.333	49.572	84.772	52.594	2:27.123	+0.017	194.245	11:22:03.164
(9) Bob Birrell									
1	52.761	85.424	55.462	72.096	1:00.032	2:48.255	+20.618	143.046	11:01:25.001
2	50.204	98.385	53.917	70.681	58.252	2:42.373	+14.736	170.079	11:04:07.374
3	56.535		1:01.237	61.856	1:00.024	2:57.796	+30.159	131.068	11:07:05.170
4	48.270		51.333	88.163	57.667	2:37.270	+9.633	173.077	11:09:42.440
5	47.263		50.738	86.400	55.356	2:33.357	+5.720	179.104	11:12:15.797
6	49.806		51.055	76.759	55.446	2:36.307	+8.670	156.749	11:14:52.104
7	45.912	117.707	50.510	80.960	54.164	2:30.586	+2.949	177.924	11:17:22.690
8	46.189		48.465	91.759	58.074	2:32.728	+5.091	183.986	11:19:55.418
9	46.036		48.108	93.831	53.493	2:27.637		182.741	11:22:23.055

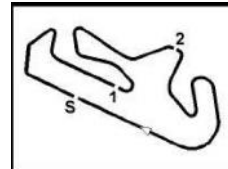
Chief of Timing & Scoring

Timegear

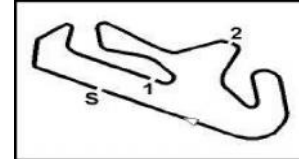
Race Director

Stewards

Licensed to: Autodromo Internacional do Algarve


Algarve Classic Festival 2013
FIA LURANI TROPHY
AIA - FIA FAST/FAST 4.653 Km
QUALIFYING
19/10/2013 10:55
Qualifying (25:00 Time) started at 10:55:00

Lap	S1	Spd P1	S2	Spd P2	S3	Lap Tm	Diff	MaxSpd	Time of Day
(30) Luc Deneve									
1	52.258	105.600	54.474	71.381	1:01.215	2:47.947	+18.902	146.341	11:01:07.512
2	52.610	99.802	55.454	77.143	59.163	2:47.227	+18.182	149.584	11:03:54.739
3	47.837	113.258	52.161	69.320	58.652	2:38.650	+9.605	170.886	11:06:33.389
4	47.538	115.260	51.045	83.077	57.102	2:35.685	+6.640	177.340	11:09:09.074
5	46.850	109.565	50.719	84.639	54.900	2:32.469	+3.424	166.924	11:11:41.543
6	46.351	124.166	50.279	83.656	54.678	2:31.308	+2.263	179.700	11:14:12.851
7	45.654	123.750	49.593	82.443	54.046	2:29.293	+0.248	186.851	11:16:42.144
8	45.841	132.950	48.689	83.013	54.515	2:29.045		176.759	11:19:11.189
9	46.188	137.910	48.477	90.301	54.473	2:29.138	+0.093	187.500	11:21:40.327
(10) Gil Duffy									
1	53.430	86.490	55.760	64.324	58.340	2:47.530	+10.948	154.506	11:01:22.542
2	50.725	105.199	54.842	71.146	57.955	2:43.522	+6.940	165.644	11:04:06.064
3	48.612	107.650	53.732	71.809	57.519	2:39.863	+3.281	176.471	11:06:45.927
4	48.898	107.442	51.567	69.903	56.117	2:36.582		175.325	11:09:22.509
5	50.524	106.513	54.601	67.374	56.645	2:41.770	+5.188	167.442	11:12:04.279
p6	51.113	96.923	52.817	73.569		2:46.266	+9.684	164.885	11:14:50.545
(7) Duncan Rabagliati									
1	54.670	95.669	56.175	75.843	1:03.036	2:53.881	+11.411	150.000	11:01:18.985
2	50.470	115.021	53.687	75.524	1:00.377	2:44.534	+2.064	161.919	11:04:03.519
3	50.663	113.258	53.299	79.764	59.504	2:43.466	+0.996	161.435	11:06:46.985
4	49.947	121.980	53.455	73.220	59.661	2:43.063	+0.593	161.919	11:09:30.048
5	51.207	127.742	53.001	79.237	58.262	2:42.470		154.286	11:12:12.518
6	52.333	119.354	53.475	76.650	58.728	2:44.536	+2.066	145.161	11:14:57.054
7	52.267	118.335	52.661	77.922	58.266	2:43.194	+0.724	149.378	11:17:40.248
8	51.536	127.302	53.051	83.141	59.166	2:43.753	+1.283	145.553	11:20:24.001



Algarve Classic Festival 2013

FIA LURANI TROPHY

AIA - FIA FAST/FAST 4.653 Km

QUALIFYING

19/10/2013 10:55

Qualifying (25:00 Time) started at 10:55:00

Pos	No.	Name	Driver 1	Nat.	Driver 2	Car	Model	CC	Year	Class	PIC	Best Tm	In Lap	Diff	Laps
1	70	David Methley	D.Methley	GB		Brabham	BT6	1100	1963	E1	1	2:05.375	8		11
2	992	Pierre Tonetti	P.Tonetti	IT		Brabham	BT6	1100	1963	E1	2	2:07.182	9	1.807	10
3	56	Joao Costa	J.Costa	PT		Lola	MK 5	1098	1962	E1	3	2:09.858	8	4.483	9
4	53	Philipp Buhofer	P.Buhofer	CH		Lola	Mk5A	1097	1963	E1	4	2:10.596	9	5.221	10
5	58	Richard Smeeton	R.Smeeton	GB		Wainer	63	1098	1963	E1	5	2:12.824	7	7.449	9
6	87	Stephane Rey	S.Rey	FR		Lola	MK 5 A	1098	1963	E1	6	2:12.968	9	7.593	10
7	54	John Fyda	J.Fyda	UK		Lotus	22	1098	1962	E1	7	2:13.920	10	8.545	10
8	73	Peter Anstiss	P.Anstiss	GB		Lotus	20/22	1098	1961	E1	8	2:14.366	6	8.991	10
9	48	John Delane	J.Delane	US		Lotus	18	1098	1960	C2	1	2:14.507	10	9.132	10
10	92	Don Thallon	D.Thallon	AU		MRC	22	1100	1963	E1	9	2:15.868	9	10.493	10
11	270	Mauro Poponcini	M.Poponcini	BE		Cooper	T76	997	1965	H	1	2:16.641	7	11.266	9
12	88	Kim Shearn	K.Shearn	AU		Lotus	18 FJ	1098	1960	C2	2	2:16.892	8	11.517	9
13	72	John Dowson	J.Dowson	GB		Brabham	BT2	1098	1962	E1	10	2:20.313	9	14.938	10
14	40	Philippe Bonny	P.Bonny	FR		Tecno	F3 1000cc	1000	1969	H	2	2:20.403	9	15.028	9
15	25	Andrew Tart	A.Tart	GB		Bond	FJ	1100	1960	B2	1	2:20.790	8	15.415	9
16	181	John Lord	J.Lord	GB		Lotus	20/22	1098	1961	E1	11	2:21.323	8	15.948	9
17	89	Mark Pangborn	M.Pangborn	GB		Lotus	20B	1098	1961	E1	12	2:22.451	7	17.076	9
18	174	Larry Kinch	L.Kinch	CA		Lotus	22	1098	1961	E1	13	2:22.693	6	17.318	7
19	42	Martin Aubert	M.Aubert	AR		Lotus	20	1098	1961	D2	1	2:23.276	8	17.901	9
20	81	Steve Futter	S.Futter	GB		Lotus	20	1098	1961	D2	2	2:23.585	8	18.210	9
21	74	Francesco Baldanza	F.Baldanza	IT		Brabham	BT6	1998	1963	E1	14	2:24.030	9	18.655	9
22	156	Vernon Williamson	V.Williamson	UK		Ausper	T4	1098	1962	E1	15	2:24.163	8	18.788	9
23	170	Anthony Nobles	A.Nobles	US		Lotus	22	1098	1962	E1	16	2:26.180	8	20.805	9
24	37	James Owen	J.Owen	GB		Elva	200	1096	1960	C2	3	2:26.759	7	21.384	8
25	33	Andrea Guarino	A.Guarino	IT		Lotus	22	1098	1962	E1	17	2:27.106	8	21.731	9
26	9	Bob Birrell	B.Birrell	GB		Lola	MK2	1098	1960	B2	2	2:27.637	9	22.262	9
27	30	Luc Deneve	L.Deneve	BE		Lotus	18 FJ	1048	1960	D2	3	2:29.045	8	23.670	9
28	10	Gil Duffy	G.Duffy	GB		Bond	FJ	998	1960	B1	1	2:36.582	4	31.207	6
29	7	Duncan Rabagliati	D.Rabagliati	GB		Alexis	HF1	1098	1959	B2	3	2:42.470	5	37.095	8
30	62	Tommaso Gelmini	T.Gelmini	IT		Branca	FJ	1100	1963	E1	18		0		

Cars N. 72 and N. 89 added 10 seconds to best lap time, due to Stewards decision.

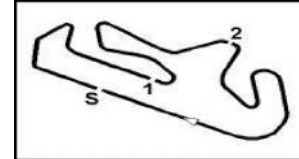
Chief of Timing & Scoring

Timegear

Race Director

HORA DE AFIXACAO:

Stewards



Algarve Classic Festival 2013

FIA LURANI TROPHY

AIA - FIA FAST/FAST 4.653 Km

QUALIFYING

19/10/2013 10:55

Qualifying (25:00 Time) started at 10:55:00

Pos	No.	Name	Driver 1	Nat.	Car	Model	CC	Year	Class	PIC	Best Tm	In Lap	Diff	Laps
1	70	David Methley	D.Methley	GB	Brabham	BT6	1100	1963	E1	1	2:05.375	8		11
2	992	Pierre Tonetti	P.Tonetti	IT	Brabham	BT6	1100	1963	E1	2	2:07.182	9	1.807	10
3	56	Joao Costa	J.Costa	PT	Lola	MK 5	1098	1962	E1	3	2:09.858	8	4.483	9
4	72	John Dowson	J.Dowson	GB	Brabham	BT2	1098	1962	E1	4	2:10.313	9	4.938	10
5	53	Philipp Buhofer	P.Buhofer	CH	Lola	Mk5A	1097	1963	E1	5	2:10.596	9	5.221	10
6	89	Mark Pangborn	M.Pangborn	GB	Lotus	20B	1098	1961	E1	6	2:12.451	7	7.076	9
7	58	Richard Smeeton	R.Smeeton	GB	Wainer	63	1098	1963	E1	7	2:12.824	7	7.449	9
8	87	Stephane Rey	S.Rey	FR	Lola	MK 5 A	1098	1963	E1	8	2:12.968	9	7.593	10
9	54	John Fyda	J.Fyda	UK	Lotus	22	1098	1962	E1	9	2:13.920	10	8.545	10
10	73	Peter Anstiss	P.Anstiss	GB	Lotus	20/22	1098	1961	E1	10	2:14.366	6	8.991	10
11	48	John Delane	J.Delane	US	Lotus	18	1098	1960	C2	1	2:14.507	10	9.132	10
12	92	Don Thallon	D.Thallon	AU	MRC	22	1100	1963	E1	11	2:15.868	9	10.493	10
13	270	Mauro Poponcini	M.Poponcini	BE	Cooper	T76	997	1965	H	1	2:16.641	7	11.266	9
14	88	Kim Shearn	K.Shearn	AU	Lotus	18 FJ	1098	1960	C2	2	2:16.892	8	11.517	9
15	40	Philippe Bonny	P.Bonny	FR	Tecno	F3 1000cc	1000	1969	H	2	2:20.403	9	15.028	9
16	25	Andrew Tart	A.Tart	GB	Bond	FJ	1100	1960	B2	1	2:20.790	8	15.415	9
17	181	John Lord	J.Lord	GB	Lotus	20/22	1098	1961	E1	12	2:21.323	8	15.948	9
18	174	Larry Kinch	L.Kinch	CA	Lotus	22	1098	1961	E1	13	2:22.693	6	17.318	7
19	42	Martin Aubert	M.Aubert	AR	Lotus	20	1098	1961	D2	1	2:23.276	8	17.901	9
20	81	Steve Futter	S.Futter	GB	Lotus	20	1098	1961	D2	2	2:23.585	8	18.210	9
21	74	Francesco Baldanza	F.Baldanza	IT	Brabham	BT6	1998	1963	E1	14	2:24.030	9	18.655	9
22	156	Vernon Williamson	V.Williamson	UK	Ausper	T4	1098	1962	E1	15	2:24.163	8	18.788	9
23	170	Anthony Nobles	A.Nobles	US	Lotus	22	1098	1962	E1	16	2:26.180	8	20.805	9
24	37	James Owen	J.Owen	GB	Elva	200	1096	1960	C2	3	2:26.759	7	21.384	8
25	33	Andrea Guarino	A.Guarino	IT	Lotus	22	1098	1962	E1	17	2:27.106	8	21.731	9
26	9	Bob Birrell	B.Birrell	GB	Lola	MK2	1098	1960	B2	2	2:27.637	9	22.262	9
27	30	Luc Deneve	L.Deneve	BE	Lotus	18 FJ	1048	1960	D2	3	2:29.045	8	23.670	9
28	10	Gil Duffy	G.Duffy	GB	Bond	FJ	998	1960	B1	1	2:36.582	4	31.207	6
29	7	Duncan Rabagliati	D.Rabagliati	GB	Alexis	HF1	1098	1959	B2	3	2:42.470	5	37.095	8
30	62	Tommaso Gelmini	T.Gelmini	IT	Branca	FJ	1100	1963	E1	18		0		

Chief of Timing & Scoring

Timegear

Race Director

HORA DE AFIXACAO:

Stewards