

Algarve Classic Festival 2013

HISTORIC ENDURANCE & CSS

AIA - FIA FAST/FAST 4.653 Km

RACE 1

19/10/2013 15:35

Race (50:00 Time)



POLE POSITION

2	77 Paul Pochciol 2:29.217 P.Pochciol
4	61 Paulo Antunes 2:31.349 P.Antunes
6	19 Allen Dice 2:32.230 A.Dice
8	67 Georg Nolte 2:32.644 G.Nolte
10	39 Fabrica Italiana 2:33.353 A.Pais
12	33 Luis Sousa Ribeiro 2:35.485 L.Ribeiro
14	42 Tom Pochciol 2:37.065 T.Pochciol
16	31 Paul Hocking 2:37.834 P.Hocking
18	1 Fernando Soares 2:38.495 F. Soares
20	841 John Hitch 2:40.440 J.Hitch

1	70 Mario Silva 2:23.884 M.Silva
3	63 Jesus Fuster 2:30.916 J.Fuster
5	35 Juan Carlos Zorrilla 2:31.380 J.Zorrilla
7	88 Luis Lopez 2:32.429 L.Lopez
9	91 Francisco Serrano 2:32.907 F.Serrano
11	24 John Sheldon 2:34.756 J.Sheldon
13	90 Joao Mira Gomes 2:35.843 J.Mira Gomes
15	520 Fabrica Italiana 2:37.731 A.Nogueira
17	14 Jose Albuquerque 2:38.003 J.Albuquerque
19	38 Luis Delso 2:40.272 L.Delso

1
2
3
4
5
6
7
8
9
10

Algarve Classic Festival 2013

HISTORIC ENDURANCE & CSS

AIA - FIA FAST/FAST 4.653 Km

RACE 1

19/10/2013 15:35

Race (50:00 Time)



22	512 Pedro Alves Nogueira 2:40.621 P. Nogueira
24	50 Jose Filipe Nogueira 2:41.351 J.Nogueira
26	45 Pedro Pitta 2:42.202 P.Pita
28	515 Francisco Amaral Leitao 2:43.089 F.Leitao
30	500 Pedro Correia Mendes 2:44.128 P.Mendes
32	10 Monteiros Competicoes 2:45.149 J.Sardinha
34	3 Manuel Ferrao 2:48.090 M.Ferrao
36	12 Stefano Proietti 2:49.181 S.Proietti
38	538 Rui Moura 2:50.070 Rui Moura
40	65 Rafael Sanchez Alcala 2:53.171 R.Alcala

21	504 Fernando Gaspar 2:40.556 F.Gaspar
23	46 Carlos Manuel Santos 2:41.083 C.M.Santos
25	115 ASM Team 2:41.679 C.Cruz
27	68 Salvador Albinana 2:42.533 S.Albinana
29	516 Joao Diogo Lopes 2:43.907 J.Lopes
31	56 Monteiro Competicoes 2:44.971 F. Abreu
33	16 Jasper Izaks 2:46.433 J.Izaks
35	62 Jorge Correia 2:48.163 J.Correia
37	525 Fabrica Italiana 2:49.616 F.Calheiros
39	507 Madalena Mayer Gaspar 2:52.318 M.Gaspar

11

12

13

14

15

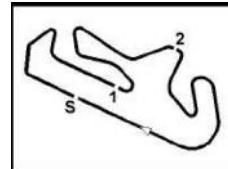
16

17

18

19

20



Algarve Classic Festival 2013

HISTORIC ENDURANCE & CSS

RACE 1

Race (50:00 Time)

AIA - FIA FAST/FAST 4.653 Km

19/10/2013 15:35



42

550 Jose Mota
2:55.166
J.Mota

44

567 Joao Vascelos
2:57.317
J.Vascelos

46

75 Alain Cornaglia
3:13.858
A.Cornaglia

41

546 Radical Seguros
2:54.633
F.Chaves

43

25 Martin Aubert
2:56.006
M.Aubert

45

2 AECD
3:04.944
G.Velasco

21

22

23

Algarve Classic Festival 2013

HISTORIC ENDURANCE & CSS

AIA - FIA FAST/FAST 4.653 Km

RACE 1

19/10/2013 15:35

Race (50:00 Time)



POLE POSITION

2	77 Paul Pochciol 2:29.217 P.Pochciol
4	61 Paulo Antunes 2:31.349 P.Antunes
6	19 Allen Dice 2:32.230 A.Dice
8	67 Georg Nolte 2:32.644 G.Nolte
10	39 Fabrica Italiana 2:33.353 A.Pais
12	33 Luis Sousa Ribeiro 2:35.485 L.Ribeiro
14	42 Tom Pochciol 2:37.065 T.Pochciol
16	31 Paul Hocking 2:37.834 P.Hocking
18	1 Fernando Soares 2:38.495 F. Soares
20	841 John Hitch 2:40.440 J.Hitch

1	70 Mario Silva 2:23.884 M.Silva
3	63 Jesus Fuster 2:30.916 J.Fuster
5	35 Juan Carlos Zorrilla 2:31.380 J.Zorrilla
7	88 Luis Lopez 2:32.429 L.Lopez
9	91 Francisco Serrano 2:32.907 F.Serrano
11	24 John Sheldon 2:34.756 J.Sheldon
13	90 Joao Mira Gomes 2:35.843 J.Mira Gomes
15	520 Fabrica Italiana 2:37.731 A.Nogueira
17	14 Jose Albuquerque 2:38.003 J.Albuquerque
19	38 Luis Delso 2:40.272 L.Delso

1
2
3
4
5
6
7
8
9
10

Algarve Classic Festival 2013

HISTORIC ENDURANCE & CSS

AIA - FIA FAST/FAST 4.653 Km

RACE 1

19/10/2013 15:35

Race (50:00 Time)



22
512 Pedro Alves Nogueira 2:40.621 P. Nogueira
24
50 Jose Filipe Nogueira 2:41.351 J.Nogueira
26
45 Pedro Pitta 2:42.202 P.Pita
28
515 Francisco Amaral Leitao 2:43.089 F.Leitao
30
500 Pedro Correia Mendes 2:44.128 P.Mendes
32
10 Monteiro Competicoes 2:45.149 J.Sardinha
34
3 Manuel Ferrao 2:48.090 M.Ferrao
36
12 Stefano Proietti 2:49.181 S.Proietti
38
538 Rui Moura 2:50.070 Rui Moura
40
65 Rafael Sanchez Alcala 2:53.171 R.Alcala

21
504 Fernando Gaspar 2:40.556 F.Gaspar
23
46 Carlos Manuel Santos 2:41.083 C.M.Santos
25
115 ASM Team 2:41.679 C.Cruz
27
68 Salvador Albinana 2:42.533 S.Albinana
29
516 Joao Diogo Lopes 2:43.907 J.Lopes
31
56 Monteiro Competicoes 2:44.971 F. Abreu
33
16 Jasper Izaks 2:46.433 J.Izaks
35
62 Jorge Correia 2:48.163 J.Correia
37
525 Fabrica Italiana 2:49.616 F.Calheiros
39
507 Madalena Mayer Gaspar 2:52.318 M.Gaspar

11

12

13

14

15

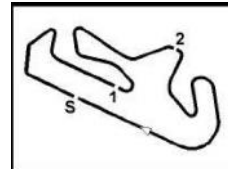
16

17

18

19

20



Algarve Classic Festival 2013

HISTORIC ENDURANCE & CSS

RACE 1

Race (50:00 Time)

AIA - FIA FAST/FAST 4.653 Km

19/10/2013 15:35



42

550 Jose Mota
2:55.166
J.Mota

44

567 Joao Vascelos
2:57.317
J.Vascelos

46

75 Alain Cornaglia
3:13.858
A.Cornaglia

41

546 Radical Seguros
2:54.633
F.Chaves

43

25 Martin Aubert
2:56.006
M.Aubert

45

2 AECD
3:04.944
G.Velasco

21

22

23

Algarve Classic Festival 2013

HISTORIC ENDURANCE & CSS

AIA - FIA FAST/FAST 4.653 Km

RACE 1

19/10/2013 15:35

Race (50:00 Time)



POLE POSITION

2		1		1
77 Paul Pochciol	2:29.217 P.Pochciol	70 Mario Silva	2:23.884 M.Silva	
4		3		2
61 Paulo Antunes	2:31.349 P.Antunes	63 Jesus Fuster	2:30.916 J.Fuster	
6		5		3
19 Allen Dice	2:32.230 A.Dice	35 Juan Carlos Zorrilla	2:31.380 J.Zorrilla	
8		7		4
67 Georg Nolte	2:32.644 G.Nolte	88 Luis Lopez	2:32.429 L.Lopez	
10		9		5
39 Fabrica Italiana	2:33.353 A.Pais	91 Francisco Serrano	2:32.907 F.Serrano	
12		11		6
33 Luis Sousa Ribeiro	2:35.485 L.Ribeiro	24 John Sheldon	2:34.756 J.Sheldon	
14		13		7
42 Tom Pochciol	2:37.065 T.Pochciol	90 Joao Mira Gomes	2:35.843 J.Mira Gomes	
16		15		8
31 Paul Hocking	2:37.834 P.Hocking	520 Fabrica Italiana	2:37.731 A.Nogueira	
18		17		9
1 Fernando Soares	2:38.495 F. Soares	14 Jose Albuquerque	2:38.003 J.Albuquerque	
20		19		10
841 John Hitch	2:40.440 J.Hitch	38 Luis Delso	2:40.272 L.Delso	

Algarve Classic Festival 2013

HISTORIC ENDURANCE & CSS

AIA - FIA FAST/FAST 4.653 Km

RACE 1

19/10/2013 15:35

Race (50:00 Time)



22	512 Pedro Alves Nogueira 2:40.621 P. Nogueira
24	50 Jose Filipe Nogueira 2:41.351 J.Nogueira
26	45 Pedro Pitta 2:42.202 P.Pita
28	515 Francisco Amaral Leitao 2:43.089 F.Leitao
30	500 Pedro Correia Mendes 2:44.128 P.Mendes
32	10 Monteiro Competicoes 2:45.149 J.Sardinha
34	3 Manuel Ferrao 2:48.090 M.Ferrao
36	12 Stefano Proietti 2:49.181 S.Proietti
38	538 Rui Moura 2:50.070 Rui Moura
40	65 Rafael Sanchez Alcala 2:53.171 R.Alcala

21	504 Fernando Gaspar 2:40.556 F.Gaspar
23	46 Carlos Manuel Santos 2:41.083 C.M.Santos
25	115 ASM Team 2:41.679 C.Cruz
27	68 Salvador Albinana 2:42.533 S.Albinana
29	516 Joao Diogo Lopes 2:43.907 J.Lopes
31	56 Monteiro Competicoes 2:44.971 F. Abreu
33	16 Jasper Izaks 2:46.433 J.Izaks
35	62 Jorge Correia 2:48.163 J.Correia
37	525 Fabrica Italiana 2:49.616 F.Calheiros
39	507 Madalena Mayer Gaspar 2:52.318 M.Gaspar

11

12

13

14

15

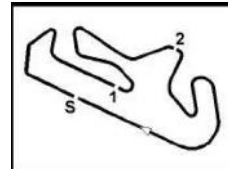
16

17

18

19

20



Algarve Classic Festival 2013

HISTORIC ENDURANCE & CSS

RACE 1

Race (50:00 Time)

AIA - FIA FAST/FAST 4.653 Km

19/10/2013 15:35



42

550 Jose Mota
2:55.166
J.Mota

44

567 Joao Vascoceles
2:57.317
J.Vascoceles

46

75 Alain Cornaglia
3:13.858
A.Cornaglia

41

546 Radical Seguros
2:54.633
F.Chaves

43

25 Martin Aubert
2:56.006
M.Aubert

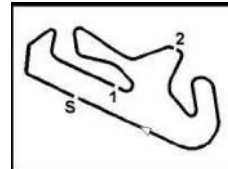
45

2 AECD
3:04.944
G.Velasco

21

22

23



Algarve Classic Festival 2013

HISTORIC ENDURANCE & CSS

RACE 2

Race (50:00 Time)

AIA - FIA FAST/FAST 4.653 Km

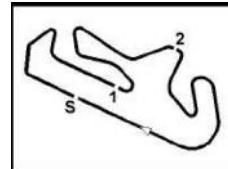
20/10/2013 14:55

POLE POSITION

2	14 Jose Albuquerque
4	67 Georg Nolte
6	70 Mario Silva
8	90 Joao Mira Gomes
10	31 Paul Hocking
12	38 Luis Delso
14	1 Fernando Soares
16	115 ASM Team
18	65 Rafael Sanchez Alcala
20	46 Carlos Manuel Santos

1	63 Jesus Fuster
3	19 Allen Dice
5	24 John Sheldon
7	61 Paulo Antunes
9	77 Paul Pochciol
11	3 Manuel Ferrao
13	841 John Hitch
15	91 Francisco Serrano
17	512 Pedro Alves Nogueira
19	10 Monteiros Competicoes

1
2
3
4
5
6
7
8
9
10



Algarve Classic Festival 2013

HISTORIC ENDURANCE & CSS

RACE 2

Race (50:00 Time)

AIA - FIA FAST/FAST 4.653 Km

20/10/2013 14:55



22

550 Jose Mota

24

538 Rui Moura

26

56 Monteiro Competicoes

28

2 AECD

30

25 Martin Aubert

32

16 Jasper Izaks

34

39 Fabrica Italiana

36

500 Pedro Correia Mendes

38

62 Jorge Correia

40

12 Stefano Proietti

21

504 Fernando Gaspar

23

68 Salvador Albinana

25

516 Joao Diogo Lopes

27

507 Madalena Mayer Gaspar

29

546 Radical Seguros

31

525 Fabrica Italiana

33

567 Joao Vascocelos

35

520 Fabrica Italiana

37

35 Juan Carlos Zorrilla

39

45 Pedro Pitta

11

12

13

14

15

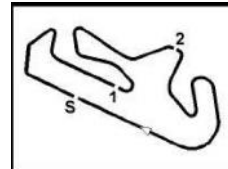
16

17

18

19

20



Algarve Classic Festival 2013

HISTORIC ENDURANCE & CSS

RACE 2

Race (50:00 Time)

AIA - FIA FAST/FAST 4.653 Km

20/10/2013 14:55



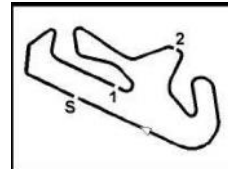
42

88 Luis Lopez

41

75 Alain Cornaglia

21


Algarve Classic Festival 2013

HISTORIC ENDURANCE & CSS

AIA - FIA FAST/FAST 4.653 Km

QUALIFYING

19/10/2013 09:15

Qualifying (40:00 Time) started at 9:15:00

Lap	S1	Spd P1	S2	Spd P2	S3	Lap Tm	Diff	MaxSpd	Time of Day
(70) Mario Silva									
1	55.594	97.178	56.842	77.475	1:01.521	2:53.957	+30.073	143.808	9:26:35.350
2	47.936	120.260	49.073	80.477	59.805	2:36.814	+12.930	183.362	9:29:12.164
3	47.324	126.865	48.143	91.603	56.283	2:31.750	+7.866	195.298	9:31:43.914
4	45.463	119.612	48.921	85.851	55.230	2:29.614	+5.730	201.493	9:34:13.528
5	45.503	114.664	48.275	88.235	54.811	2:28.589	+4.705	199.630	9:36:42.117
6	44.966	123.337	47.975	84.375	55.544	2:28.485	+4.601	196.007	9:39:10.602
7	44.141	121.579	48.021	85.174	54.676	2:26.838	+2.954	209.302	9:41:37.440
8	45.189	128.482	47.060	90.909	54.457	2:26.706	+2.822	193.202	9:44:04.146
9	44.183	124.305	46.554	88.235	53.147	2:23.884		209.302	9:46:28.030
p10	48.559	109.241	54.054	84.441		2:46.611	+22.727	182.741	9:49:14.641
(77) Paul Pochciol									
1	51.137	114.192	52.951	90.986	57.697	2:41.785	+12.568	155.396	9:21:22.438
2	47.794	101.260	55.195	73.922	57.320	2:40.309	+11.092	190.813	9:24:02.747
3	46.829	118.715	49.936	91.681	57.384	2:34.149	+4.932	195.298	9:26:36.896
4	47.408	119.741	49.920	81.203	55.956	2:33.284	+4.067	190.141	9:29:10.180
5	48.436	129.231	48.742	88.962	55.399	2:32.577	+3.360	201.493	9:31:42.757
6	46.626	123.200	50.889	92.704	57.051	2:34.566	+5.349	196.364	9:34:17.323
7	46.271	127.156	51.071	91.681	56.811	2:34.153	+4.936	199.262	9:36:51.476
8	45.596	123.750	50.003	87.520	55.412	2:31.011	+1.794	202.247	9:39:22.487
9	45.432	122.655	49.041	91.139	54.744	2:29.217		204.545	9:41:55.704
10	45.278	126.575	49.212	95.830	56.828	2:31.318	+2.101	206.107	9:44:23.022
11	45.401	127.595	50.526	96.515	54.814	2:30.741	+1.524	208.897	9:46:53.763
p12	48.759	125.288	50.472	88.816		2:41.224	+12.007	210.117	9:49:34.987
(63) Jesus Fuster									
1	54.221	94.932	56.829	76.433	1:01.931	2:52.981	+22.065	159.763	9:25:00.219
2	47.624	111.887	51.057	79.823	57.883	2:36.564	+5.648	196.364	9:27:36.783
3	47.536	116.471	49.127	81.880	56.676	2:33.339	+2.423	190.476	9:30:10.122
4	46.505	126.575	49.366	82.317	55.045	2:30.916		198.895	9:32:41.038
5	46.732	116.105	50.293	88.452	56.041	2:33.066	+2.150	189.142	9:35:14.104
p6	46.707	118.970	49.698	80.119		2:34.508	+3.592	191.489	9:37:48.612
7		99.088	53.593	85.987	57.971	4:59.163	+2:28.247		9:42:47.775
8	49.101	111.774	51.827	87.805	58.475	2:39.403	+8.487	169.811	9:45:27.178
9	47.969	116.226	51.289	80.838	57.460	2:36.718	+5.802	188.811	9:48:03.896
10	48.115	113.723	51.435	82.886	56.960	2:36.510	+5.594	185.886	9:50:40.406
11	47.575	126.287	49.943	91.603	1:10.117	2:47.635	+16.719	179.402	9:53:28.041
12	48.057	125.430	49.932	93.184	1:07.538	2:45.527	+14.611	183.051	9:56:13.568
(61) Paulo Antunes									
1	48.965	119.226	53.151	77.810	58.018	2:40.134	+8.785	176.183	9:22:16.786
2	48.989	98.124	52.970	83.786	1:01.802	2:43.761	+12.412	181.818	9:25:00.547
p3	49.055	120.522	50.549	81.325		2:40.836	+9.487	169.279	9:27:41.383
4		132.315	50.692	97.473	56.203	6:12.267	+3:40.918		9:33:53.650
5	47.279	135.550	49.518	89.182	55.887	2:32.684	+1.335	180.000	9:36:26.334
6	48.191	138.600	49.329	92.466	55.783	2:33.303	+1.954	180.905	9:38:59.637
7	47.928	132.950	50.338	83.656	57.479	2:35.745	+4.396	181.818	9:41:35.382

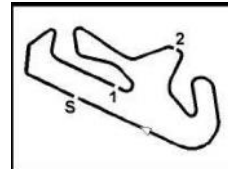
Chief of Timing & Scoring

Timegear

Race Director

Stewards

Licensed to: Autodromo Internacional do Algarve


Algarve Classic Festival 2013
HISTORIC ENDURANCE & CSS
AIA - FIA FAST/FAST 4.653 Km
QUALIFYING
19/10/2013 09:15
Qualifying (40:00 Time) started at 9:15:00

Lap	S1	Spd P1	S2	Spd P2	S3	Lap Tm	Diff	MaxSpd	Time of Day
8	46.521	130.755	49.670	91.216	55.710	2:31.901	+0.552	182.432	9:44:07.283
9	47.712	124.166	49.563	91.681	55.219	2:32.494	+1.145	183.051	9:46:39.777
10	46.689	116.471	50.276	89.701	55.341	2:32.306	+0.957	181.208	9:49:12.083
11	47.509	130.447	49.084	102.564	54.756	2:31.349		177.924	9:51:43.432

(35) Juan Carlos Zorrilla

p1	54.510	85.227	54.582	81.756		2:51.059	+19.679	132.191	9:22:15.984
2		103.529	52.806	86.677	56.067	4:12.130	+1:40.750		9:26:28.114
3	46.396	121.313	49.924	86.262	55.060	2:31.380		196.007	9:28:59.494
4	46.542	123.337	49.384	84.839	55.759	2:31.685	+0.305	200.000	9:31:31.179
5	46.855	112.569	50.308	80.899	56.451	2:33.614	+2.234	201.117	9:34:04.793
6	47.556	111.887	49.567	89.552	55.528	2:32.651	+1.271	200.743	9:36:37.444
p7	47.668	111.437	49.923	75.524		2:40.596	+9.216	172.524	9:39:18.040
8		90.514	57.969	83.786	1:03.970	5:44.143	+3:12.763		9:45:02.183
9	54.249	111.774	58.179	78.148	1:03.357	2:55.785	+24.405	156.749	9:47:57.968
10	52.483	108.176	54.772	77.810	1:03.737	2:50.992	+19.612	162.406	9:50:48.960
11	53.799	104.505	56.120	79.823	1:02.499	2:52.418	+21.038	155.844	9:53:41.378
12	51.295	110.109	54.302	76.379	1:02.309	2:47.906	+16.526	176.759	9:56:29.284

(19) Allen Dice

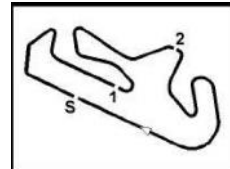
1	50.266	106.615	50.946	81.020	57.402	2:38.614	+6.384	151.261	9:20:46.543
2	50.180	100.344	51.762	83.269	56.494	2:38.436	+6.206	144.385	9:23:24.979
3	48.284	105.500	50.830	81.448	55.673	2:34.787	+2.557	164.885	9:25:59.766
4	47.900	116.716	50.018	82.949	55.806	2:33.724	+1.494	157.205	9:28:33.490
5	47.649	112.454	50.968	85.106	55.523	2:34.140	+1.910	178.808	9:31:07.630
6	49.060	115.380	50.382	83.786	55.727	2:35.169	+2.939	166.667	9:33:42.799
7	48.204	111.437	50.245	84.047	55.439	2:33.888	+1.658	183.362	9:36:16.687
p8	47.733	107.338	49.876	87.520		2:38.857	+6.627	174.757	9:38:55.544
9		97.778	51.933	88.889	55.840	4:22.392	+1:50.162		9:43:17.936
10	47.428	105.399	50.677	85.308	55.462	2:33.567	+1.337	152.758	9:45:51.503
11	47.523	108.281	50.438	82.254	55.090	2:33.051	+0.821	158.824	9:48:24.554
12	55.743	119.483	50.178	89.109	54.911	2:40.832	+8.602	178.512	9:51:05.386
13	46.466	108.281	51.110	85.782	54.654	2:32.230		185.567	9:53:37.616
14	47.750	109.027	49.425	79.764	55.849	2:33.024	+0.794	188.482	9:56:10.640

(88) Luis Lopez

1	49.762	99.623	54.443	75.052	58.100	2:42.305	+9.876	177.632	9:24:04.080
2	47.916	123.750	48.649	86.817	57.326	2:33.891	+1.462	161.435	9:26:37.971
3	48.416	104.113	49.505	84.441	57.004	2:34.925	+2.496	181.208	9:29:12.896
4	47.758	124.865	49.185	83.205	55.582	2:32.525	+0.096	186.851	9:31:45.421
5	46.739	134.237	49.796	85.443	56.499	2:33.034	+0.605	186.851	9:34:18.455
6	48.436	112.569	49.852	91.062	58.928	2:37.216	+4.787	199.262	9:36:55.671
p7	47.550	127.889	51.523	87.948		2:44.173	+11.744	181.818	9:39:39.844
8		131.686	50.060	84.772	55.549	8:01.485	+5:29.056		9:47:41.329
9	47.079	104.703	1:05.125	75.000	56.544	2:48.748	+16.319	190.476	9:50:30.077
10	47.168	111.887	49.717	73.973	56.988	2:33.873	+1.444	193.202	9:53:03.950
11	47.563	124.027	49.113	89.404	55.753	2:32.429		194.595	9:55:36.379

(67) Georg Nolte
Chief of Timing & Scoring
Timegear
Race Director
Stewards

Licensed to: Autodromo Internacional do Algarve


Algarve Classic Festival 2013

HISTORIC ENDURANCE & CSS

AIA - FIA FAST/FAST 4.653 Km

QUALIFYING

19/10/2013 09:15

Qualifying (40:00 Time) started at 9:15:00

Lap	S1	Spd P1	S2	Spd P2	S3	Lap Tm	Diff	MaxSpd	Time of Day
1	51.242	108.387	53.574	84.243	1:04.264	2:49.080	+16.436	155.172	9:27:42.780
2	49.953	106.105	53.332	82.759	58.857	2:42.142	+9.498	160.714	9:30:24.922
3	48.483	116.593	52.803	81.509	58.118	2:39.404	+6.760	174.194	9:33:04.326
4	48.020	113.374	52.785	81.880	58.182	2:38.987	+6.343	176.183	9:35:43.313
5	47.791	114.664	51.944	81.264	57.397	2:37.132	+4.488	191.489	9:38:20.445
6	47.360	121.579	51.111	83.786	56.899	2:35.370	+2.726	190.813	9:40:55.815
7	47.313	114.427	52.594	84.772	57.480	2:37.387	+4.743	188.482	9:43:33.202
p8	48.680	114.427	53.138	83.656		2:45.942	+13.298	167.702	9:46:19.144
9		67.078	1:20.963	61.364	1:05.379	5:21.408	+2:48.764		9:51:40.552
10	47.270	123.888	50.814	87.237	56.020	2:34.104	+1.460	204.159	9:54:14.656
11	46.585	126.720	50.260	93.995	55.799	2:32.644		202.627	9:56:47.300
(91) Francisco Serrano									
1	57.953	96.167	59.310	73.871	1:04.882	3:02.145	+29.238	127.811	9:21:40.172
2	53.793	99.802	1:01.045	75.577	1:07.516	3:02.354	+29.447	122.588	9:24:42.526
3	53.736	85.358	1:00.991	83.013	1:06.731	3:01.458	+28.551	144.192	9:27:43.984
p4	58.951	85.754	59.277	71.476		3:08.489	+35.582	123.429	9:30:52.473
5		106.718	52.887	83.591	59.423	5:19.415	+2:46.508		9:36:11.888
6	49.475	117.333	50.316	92.784	58.319	2:38.110	+5.203	167.183	9:38:49.998
7	49.009	104.407	52.398	92.943	57.247	2:38.654	+5.747	175.896	9:41:28.652
8	48.970	122.384	51.811	93.831	57.509	2:38.290	+5.383	170.347	9:44:06.942
9	49.445	117.458	50.085	99.265	54.943	2:34.473	+1.566	172.524	9:46:41.415
10	48.827	127.010	49.253	99.265	56.896	2:34.976	+2.069	175.610	9:49:16.391
11	46.862	130.601	52.981	84.047	56.513	2:36.356	+3.449	193.202	9:51:52.747
12	46.532	135.716	50.229	97.915	56.174	2:32.935	+0.028	183.362	9:54:25.682
13	47.747	124.724	49.585	92.704	55.575	2:32.907		177.340	9:56:58.589
(39) Fabrica Italiana									
1	51.166	112.227	53.472	74.740	59.411	2:44.049	+10.696	155.844	9:20:40.504
2	51.013	115.380	52.583	76.978	58.846	2:42.442	+9.089	175.325	9:23:22.946
3	48.983	120.260	52.763	76.433	58.355	2:40.101	+6.748	180.000	9:26:03.047
4	48.836	129.231	52.237	80.597	57.384	2:38.457	+5.104	184.615	9:28:41.504
5	48.155	124.027	52.229	84.639	56.921	2:37.305	+3.952	183.986	9:31:18.809
6	48.471	117.086	52.247	78.660	56.982	2:37.700	+4.347	186.528	9:33:56.509
7	48.146	133.269	51.243	78.603	58.204	2:37.593	+4.240	184.932	9:36:34.102
p8	48.734	115.260	51.779	79.005		2:42.787	+9.434	184.615	9:39:16.889
9		119.098	50.609	93.588	57.277	4:00.434	+1:27.081		9:43:17.323
10	48.304	103.626	52.407	88.020	56.549	2:37.260	+3.907	184.615	9:45:54.583
11	47.346	131.064	50.174	86.400	56.115	2:33.635	+0.282	180.602	9:48:28.218
12	47.581	115.500	50.109	89.850	55.663	2:33.353		187.826	9:51:01.571
13	48.753	126.143	50.555	86.469	56.546	2:35.854	+2.501	180.000	9:53:37.425
14	48.647	115.500	50.300	87.027	57.408	2:36.355	+3.002	183.673	9:56:13.780
(24) John Sheldon									
1	50.017	110.880	52.767	84.507	59.743	2:42.527	+7.771	180.301	9:21:00.139
2	48.731	110.659	53.649	83.077	1:00.383	2:42.763	+8.007	185.886	9:23:42.902
3	48.888	117.707	50.520	92.072	58.005	2:37.413	+2.657	182.125	9:26:20.315
4	46.855	123.612	50.633	90.680	57.521	2:35.009	+0.253	198.165	9:28:55.324
p5	48.103	127.742	50.244	90.075		2:41.837	+7.081	195.298	9:31:37.161

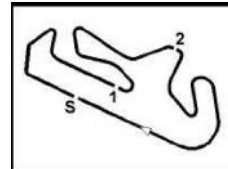
Chief of Timing & Scoring

Timegear

Race Director

Stewards

Licensed to: Autodromo Internacional do Algarve


Algarve Classic Festival 2013

HISTORIC ENDURANCE & CSS

AIA - FIA FAST/FAST 4.653 Km

QUALIFYING

19/10/2013 09:15

Qualifying (40:00 Time) started at 9:15:00

Lap	S1	Spd P1	S2	Spd P2	S3	Lap Tm	Diff	MaxSpd	Time of Day
6		120.653	51.321	95.745	57.456	10:56.398	+8:21.642		9:42:33.559
7	47.350	117.582	50.717	82.380	58.714	2:36.781	+2.025	191.489	9:45:10.340
8	47.121	121.712	50.469	87.876	57.726	2:35.316	+0.560	198.165	9:47:45.656
p9	47.037	116.105	51.209	84.573		2:37.988	+3.232	193.548	9:50:23.644
10		115.862	50.163	86.056	58.059	4:20.554	+1:45.798		9:54:44.198
11	46.616	120.522	50.623	79.063	57.517	2:34.756		196.007	9:57:18.954
(33) Luis Sousa Ribeiro									
1	56.043	101.168	56.996	82.443	1:01.970	2:55.009	+19.524	141.919	9:21:32.522
2	50.850	105.399	55.143	81.020	59.020	2:45.013	+9.528	153.846	9:24:17.535
3	50.437	98.736	59.951	72.241	1:02.956	2:53.344	+17.859	173.913	9:27:10.879
4	49.008	111.662	50.922	88.091	57.008	2:36.938	+1.453	164.885	9:29:47.817
p5	54.967	98.298	1:02.472	56.046		3:10.086	+34.601	162.896	9:32:57.903
6		103.918	53.365	84.772	57.588	6:48.638	+4:13.153		9:39:46.541
7	48.117	107.130	51.428	89.478	56.732	2:36.277	+0.792	172.249	9:42:22.818
8	48.399	119.098	50.947	86.124	56.139	2:35.485		172.524	9:44:58.303
p9	53.589	107.755	1:05.068	72.874		3:07.724	+32.239	148.556	9:48:06.027
10		112.683	51.503	86.677	56.433	7:02.938	+4:27.453		9:55:08.965
(90) Joao Mira Gomes									
1	53.060	108.176	55.218	80.899	59.593	2:47.871	+12.028	146.341	9:24:37.598
2	51.618	121.048	52.074	84.839	58.428	2:42.120	+6.277	163.885	9:27:19.718
3	48.921	110.659	50.579	89.701	57.687	2:37.187	+1.344	172.249	9:29:56.905
4	47.991	119.354	50.255	91.448	57.684	2:35.930	+0.087	176.183	9:32:32.835
p5	49.143	127.302	51.738	79.237		2:41.775	+5.932	164.634	9:35:14.610
6		111.325	52.508	89.109	59.016	4:40.743	+2:04.900		9:39:55.353
7	47.893	129.533	51.928	93.506	57.434	2:37.255	+1.412	179.402	9:42:32.608
8	48.981	108.070	51.173	88.889	58.449	2:38.603	+2.760	180.602	9:45:11.211
9	47.427	121.712	50.931	90.452	57.485	2:35.843		183.986	9:47:47.054
p10	50.671	112.000	52.259	84.375		2:45.499	+9.656	151.685	9:50:32.553
(42) Tom Pochciol									
1	56.796	99.712	58.513	74.689	1:04.867	3:00.176	+23.111	138.817	9:21:40.741
2	50.350	113.840	54.150	85.174	1:01.609	2:46.109	+9.044	156.522	9:24:26.850
3	51.180	116.593	54.603	84.706	1:01.190	2:46.973	+9.908	165.138	9:27:13.823
4	49.720	112.000	53.589	84.507	58.643	2:41.952	+4.887	178.218	9:29:55.775
5	48.747	109.349	53.162	87.948	59.092	2:41.001	+3.936	186.851	9:32:36.776
6	48.254	123.612	52.462	93.750	59.367	2:40.083	+3.018	181.818	9:35:16.859
7	48.555	129.080	51.878	98.182	57.292	2:37.725	+0.660	181.513	9:37:54.584
8	48.319	115.021	52.422	89.701	57.745	2:38.486	+1.421	185.886	9:40:33.070
p9	47.717	134.075	1:08.731	76.596		3:04.513	+27.448	189.807	9:43:37.583
10		109.891	53.132	90.150	57.972	5:36.423	+2:59.358		9:49:14.006
11	48.756	121.579	53.037	84.112	57.231	2:39.024	+1.959	192.171	9:51:53.030
12	48.436	122.115	51.326	92.466	57.303	2:37.065		174.194	9:54:30.095
13	48.401	115.862	52.113	91.139	56.895	2:37.409	+0.344	190.813	9:57:07.504
(520) Fabrica Italiana									
1	1:09.944	113.374	51.815	90.680	57.323	2:59.082	+21.351	173.355	9:20:50.610
2	53.786	109.349	52.837	75.314	58.128	2:44.751	+7.020	145.553	9:23:35.361

Chief of Timing & Scoring

Timegear

Race Director

Stewards

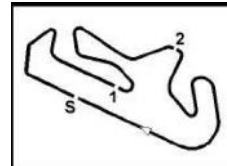
Licensed to: Autodromo Internacional do Algarve

Algarve Classic Festival 2013
HISTORIC ENDURANCE & CSS
AIA - FIA FAST/FAST 4.653 Km
QUALIFYING
19/10/2013 09:15
Qualifying (40:00 Time) started at 9:15:00

Lap	S1	Spd P1	S2	Spd P2	S3	Lap Tm	Diff	MaxSpd	Time of Day
3	48.655	122.791	51.443	86.957	1:11.923	2:52.021	+14.290	180.000	9:26:27.382
4	49.294	116.471	51.226	85.919	57.211	2:37.731		180.602	9:29:05.113
5	48.535	124.166	50.885	92.150	1:04.592	2:44.012	+6.281	181.818	9:31:49.125
p6	50.938	115.862	51.181	91.293		2:50.783	+13.052	163.885	9:34:39.908
7		110.880	54.014	76.923	1:05.006	4:35.420	+1:57.689		9:39:15.328
8	52.101	96.754	54.426	80.477	1:07.867	2:54.394	+16.663	149.171	9:42:09.722
9	49.987	109.565	54.793	86.331	1:00.169	2:44.949	+7.218	167.442	9:44:54.671
10	49.951	112.798	54.215	87.308	58.061	2:42.227	+4.496	162.406	9:47:36.898
11	51.729	90.811	54.335	83.527	1:00.836	2:46.900	+9.169	178.512	9:50:23.798
12	48.816	116.105	52.604	81.633	56.923	2:38.343	+0.612	178.808	9:53:02.141
13	50.044	115.862	51.900	90.301	57.063	2:39.007	+1.276	182.125	9:55:41.148
(31) Paul Hocking									
1	49.474	110.880	53.488	88.816	58.366	2:41.328	+3.494	164.134	9:21:58.824
2	48.612	103.240	52.069	91.993	57.295	2:37.976	+0.142	163.142	9:24:36.800
3	48.955	110.438	51.880	87.734	57.324	2:38.159	+0.325	170.079	9:27:14.959
p4	48.488	117.209	50.114	97.738		2:41.500	+3.666	171.701	9:29:56.459
5		108.813	53.221	83.656	59.079	4:23.881	+1:46.047		9:34:20.340
6	50.994	105.903	52.535	80.178	58.085	2:41.614	+3.780	191.829	9:37:01.954
7	47.915	109.891	52.326	79.882	57.593	2:37.834		177.049	9:39:39.788
8	48.749	110.109	52.353	79.237	58.358	2:39.460	+1.626	181.208	9:42:19.248
p9	54.099	90.960	57.858	75.052		2:59.101	+21.267	154.066	9:45:18.349
(14) Jose Albuquerque									
1	53.951	101.168	54.972	73.569	1:02.851	2:51.774	+13.771	144.772	9:21:01.907
2	51.187	99.088	57.331	74.176	1:01.373	2:49.891	+11.888	156.069	9:23:51.798
3	49.719	96.167	54.533	73.670	1:00.374	2:44.626	+6.623	172.800	9:26:36.424
4	49.740	102.667	52.541	79.646	58.985	2:41.266	+3.263	162.651	9:29:17.690
5	47.873	109.027	52.342	79.295	58.173	2:38.388	+0.385	182.125	9:31:56.078
6	47.212	110.769	52.103	74.074	58.688	2:38.003		187.826	9:34:34.081
p7	48.573	100.617	53.559	74.844		2:45.875	+7.872	180.000	9:37:19.956
8		93.887	58.115	76.003	1:01.406	4:19.557	+1:41.554		9:41:39.513
9	51.682	122.791	52.526	82.506	59.587	2:43.795	+5.792	165.391	9:44:23.308
10	48.831	110.991	53.877	77.309	59.289	2:41.997	+3.994	181.208	9:47:05.305
11	49.994	112.569	52.678	75.736	58.979	2:41.651	+3.648	175.610	9:49:46.956
12	49.008	105.802	53.613	72.289	59.554	2:42.175	+4.172	182.741	9:52:29.131
13	49.209	116.593	51.839	79.705	59.584	2:40.632	+2.629	168.750	9:55:09.763
(1) Fernando Soares									
1	52.870	102.762	55.934	72.241	1:00.095	2:48.899	+10.404	155.396	9:21:44.093
2	51.765	112.683	55.197	78.832	58.262	2:45.224	+6.729	170.347	9:24:29.317
3	50.887	117.333	53.000	84.772	1:00.894	2:44.781	+6.286	172.524	9:27:14.098
4	51.433	119.098	52.293	81.081	58.644	2:42.370	+3.875	171.429	9:29:56.468
5	50.781	117.086	52.453	79.179	57.705	2:40.939	+2.444	163.636	9:32:37.407
p6	49.801	111.774	53.089	83.981		2:43.463	+4.968	170.886	9:35:20.870
7		108.281	53.359	85.714	58.244	12:55.715	+10:17.220		9:48:16.585
8	49.820	117.086	51.267	86.331	57.476	2:38.563	+0.068	171.975	9:50:55.148
9	49.307	118.715	52.247	86.887	56.941	2:38.495		180.905	9:53:33.643
10	52.461	110.438	51.478	85.714	58.960	2:42.899	+4.404	180.602	9:56:16.542

Chief of Timing & Scoring
Timegear
Race Director
Stewards

Licensed to: Autodromo Internacional do Algarve



Algarve Classic Festival 2013

HISTORIC ENDURANCE & CSS

AIA - FIA FAST/FAST 4.653 Km

QUALIFYING

19/10/2013 09:15

Qualifying (40:00 Time) started at 9:15:00

Lap	S1	Spd P1	S2	Spd P2	S3	Lap Tm	Diff	MaxSpd	Time of Day
(38) Luis Delso									
1	56.428	88.704	55.522	83.269	1:00.362	2:52.312	+12.040	142.668	9:21:13.774
2	53.455	87.445	1:00.667	65.494	1:03.835	2:57.957	+17.685	154.286	9:24:11.731
3	53.575	95.917	1:01.381	66.626	1:03.044	2:58.000	+17.728	154.506	9:27:09.731
4	49.287	111.662	53.128	100.093	57.857	2:40.272		175.041	9:29:50.003
5	51.187	108.493	52.253	100.000	58.575	2:42.015	+1.743	169.811	9:32:32.018
p6	53.485	106.821	56.942	88.670		2:59.991	+19.719	130.909	9:35:32.009
7		94.608	59.676	75.524	1:07.574	5:09.871	+2:29.599		9:40:41.880
8	54.311	96.417	56.907	82.129	1:02.362	2:53.580	+13.308	150.628	9:43:35.460
9	54.000	107.755	55.677	83.269	1:03.096	2:52.773	+12.501	145.357	9:46:28.233
10	52.722	110.769	56.056	74.278	1:02.179	2:50.957	+10.685	160.954	9:49:19.190
11	50.301	108.070	54.689	85.578	1:03.279	2:48.269	+7.997	163.885	9:52:07.459
12	52.348	110.880	56.321	81.756	1:02.441	2:51.110	+10.838	168.750	9:54:58.569
13	52.257	115.260	55.184	87.520	1:02.456	2:49.897	+9.625	156.295	9:57:48.466
(841) John Hitch									
1	59.642	80.348	58.138	74.023	1:04.572	3:02.352	+21.912	130.909	9:21:41.360
2	54.593	87.652	59.068	81.880	1:01.599	2:55.260	+14.820	126.168	9:24:36.620
3	54.056	89.132	56.181	82.886	1:03.045	2:53.282	+12.842	149.378	9:27:29.902
4	53.044	92.017	56.767	85.714	1:01.768	2:51.579	+11.139	160.475	9:30:21.481
5	51.561	105.802	54.810	83.333	1:02.102	2:48.473	+8.033	179.700	9:33:09.954
p6	50.923	96.334	55.711	80.899		2:54.473	+14.033	183.986	9:36:04.427
7		91.788	57.395	77.253	59.783	4:42.510	+2:02.070		9:40:46.937
8	51.497	89.636	55.279	85.851	1:02.047	2:48.823	+8.383	166.410	9:43:35.760
9	51.617	112.454	53.949	90.452	58.053	2:43.619	+3.179	150.000	9:46:19.379
10	50.108	112.113	52.222	92.863	58.110	2:40.440		178.218	9:48:59.819
11	51.209	105.701	53.762	86.887	59.864	2:44.835	+4.395	160.237	9:51:44.654
12	50.366	109.134	53.851	93.995	59.122	2:43.339	+2.899	177.049	9:54:27.993
13	51.122	105.903	53.885	83.786	58.620	2:43.627	+3.187	175.896	9:57:11.620
(504) Fernando Gaspar									
1	53.105	117.582	54.546	83.462	58.390	2:46.041	+5.485	151.049	9:21:17.649
2	52.179	97.692	57.696	79.882	59.954	2:49.829	+9.273	153.627	9:24:07.478
p3	53.820	105.802	53.812	90.909		2:55.557	+15.001	152.758	9:27:03.035
4		90.885	1:03.218	67.081	1:06.514	8:53.925	+6:13.369		9:35:56.960
5	55.928	110.109	56.746	70.496	1:00.254	2:52.928	+12.372	146.540	9:38:49.888
6	51.634	116.226	54.045	83.013	58.191	2:43.870	+3.314	151.261	9:41:33.758
7	51.081	130.447	53.389	78.947	58.677	2:43.147	+2.591	153.191	9:44:16.905
8	50.757	125.147	53.199	85.714	57.861	2:41.817	+1.261	154.066	9:46:58.722
9	50.776	132.632	52.420	79.882	57.360	2:40.556		153.627	9:49:39.278
10	52.954	130.909	52.603	88.452	57.820	2:43.377	+2.821	156.295	9:52:22.655
11	50.540	132.632	52.366	87.805	58.400	2:41.306	+0.750	153.409	9:55:03.961
(512) Pedro Alves Nogueira									
1	52.332	97.951	54.905	80.778	1:00.141	2:47.378	+6.757	156.749	9:23:00.555
2	50.894	102.099	55.510	80.119	59.808	2:46.212	+5.591	168.750	9:25:46.767
3	49.308	111.325	52.559	84.573	1:00.040	2:41.907	+1.286	173.077	9:28:28.674
p4	51.042	106.513	55.865	74.948		2:50.255	+9.634	163.636	9:31:18.929

Chief of Timing & Scoring

Timegear

Race Director

Stewards

Licensed to: Autodromo Internacional do Algarve

Algarve Classic Festival 2013
HISTORIC ENDURANCE & CSS
AIA - FIA FAST/FAST 4.653 Km
QUALIFYING
19/10/2013 09:15
Qualifying (40:00 Time) started at 9:15:00

Lap	S1	Spd P1	S2	Spd P2	S3	Lap Tm	Diff	MaxSpd	Time of Day
5		81.529	55.070	83.462	59.092	4:54.552	+2:13.931		9:36:13.481
6	49.966	113.028	52.851	84.839	59.017	2:41.834	+1.213	169.545	9:38:55.315
7	49.283	117.333	52.645	83.077	58.693	2:40.621		171.701	9:41:35.936
8	49.737	118.083	52.035	86.262	59.505	2:41.277	+0.656	158.126	9:44:17.213
p9	49.501	127.302	55.567	85.443		2:47.857	+7.236	179.700	9:47:05.070
10		103.529	52.298	79.646	57.574	8:24.315	+5:43.694		9:55:29.385
(46) Carlos Manuel Santos									
1	56.757	104.407	55.985	80.597	1:02.829	2:55.571	+14.488	135.000	9:22:08.839
2	55.998	98.472	58.427	83.462	1:02.255	2:56.680	+15.597	144.966	9:25:05.519
p3	54.262	106.821	58.222	80.597		2:55.076	+13.993	155.844	9:28:00.595
4		107.234	56.663	84.243	1:06.863	4:07.431	+1:26.348		9:32:08.026
5	54.978	103.918	55.202	87.662	1:02.010	2:52.190	+11.107	132.191	9:35:00.216
p6	55.720	102.006	56.408	83.851		2:54.773	+13.690	144.966	9:37:54.989
7		102.572	55.609	73.620	1:00.079	4:54.983	+2:13.900		9:42:49.972
8	52.370	119.098	52.816	91.837	59.123	2:44.309	+3.226	166.154	9:45:34.281
9	51.394	112.340	53.653	78.488	59.296	2:44.343	+3.260	167.702	9:48:18.624
10	50.395	120.391	52.690	93.426	57.998	2:41.083		166.410	9:50:59.707
11	51.670	106.004	54.331	93.913	58.466	2:44.467	+3.384	167.963	9:53:44.174
12	51.063	122.519	51.876	93.184	1:00.927	2:43.866	+2.783	165.391	9:56:28.040
(50) Jose Filipe Nogueira									
1	58.501	100.344	1:01.254	72.144	1:05.737	3:05.492	+24.141	131.227	9:22:25.276
2	55.900	108.070	57.451	77.698	1:04.203	2:57.554	+16.203	148.148	9:25:22.830
3	53.847	112.340	58.691	70.496	1:05.263	2:57.801	+16.450	157.205	9:28:20.631
4	54.190	102.857	55.608	78.890	1:03.332	2:53.130	+11.779	158.126	9:31:13.761
5	53.891	103.626	56.882	78.148	1:02.221	2:52.994	+11.643	156.977	9:34:06.755
p6	1:03.196	113.028	1:07.003	73.370		3:17.748	+36.397	165.391	9:37:24.503
7		93.491	58.720	82.506	1:05.314	5:12.776	+2:31.425		9:42:37.279
8	51.140	107.442	53.411	77.419	1:00.435	2:44.986	+3.635	169.279	9:45:22.265
9	50.192	111.437	54.352	82.380	59.734	2:44.278	+2.927	173.913	9:48:06.543
10	50.320	118.083	52.517	85.106	59.219	2:42.056	+0.705	175.610	9:50:48.599
11	50.766	103.336	52.229	83.205	58.356	2:41.351		154.506	9:53:29.950
p12	1:16.570	126.287	1:04.719	79.646		3:30.216	+48.865	178.512	9:57:00.166
(115) ASM Team									
1	53.657	110.109	58.414	80.657	1:02.732	2:54.803	+13.124	160.714	9:22:05.779
2	54.963	99.000	56.611	84.639	1:03.664	2:55.238	+13.559	159.763	9:25:01.017
3	53.315	113.723	53.651	81.694	1:00.351	2:47.317	+5.638	155.172	9:27:48.334
4	53.803	119.870	53.759	84.309	1:01.521	2:49.083	+7.404	164.885	9:30:37.417
p5	54.830	104.113	55.725	75.577		2:58.127	+16.448	159.763	9:33:35.544
6		104.015	58.180	80.059	1:01.859	7:05.104	+4:23.425		9:40:40.648
7	52.615	103.820				2:50.141	+8.462	156.522	9:43:30.789
8	53.381	111.214	53.166	79.295	59.245	2:45.792	+4.113	148.760	9:46:16.581
9	51.453	120.784	51.786	87.520	58.440	2:41.679		166.154	9:48:58.260
p10	58.765	105.399	1:04.505	69.364		3:16.501	+34.822	165.391	9:52:14.761
(45) Pedro Pitta									
1	57.988	97.951	57.099	73.519	1:02.747	2:57.834	+15.632	126.021	9:23:45.741

Chief of Timing & Scoring
Timegear
Race Director
Stewards

Licensed to: Autodromo Internacional do Algarve

Algarve Classic Festival 2013

HISTORIC ENDURANCE & CSS

AIA - FIA FAST/FAST 4.653 Km

QUALIFYING

19/10/2013 09:15

Qualifying (40:00 Time) started at 9:15:00

Lap	S1	Spd P1	S2	Spd P2	S3	Lap Tm	Diff	MaxSpd	Time of Day
2	54.130	98.648	55.074	80.000	1:01.497	2:50.701	+8.499	153.191	9:26:36.442
3	51.503	119.612	52.797	79.121	58.958	2:43.258	+1.056	167.442	9:29:19.700
4	49.371	128.631	52.748	78.431	1:15.698	2:57.817	+15.615	183.986	9:32:17.517
p5	1:00.303	107.965	56.832	73.720		3:06.120	+23.918	126.910	9:35:23.637
6		120.653	54.174	89.701	1:03.130	10:25.773	+7:43.571		9:45:49.410
7	50.528	112.113	53.470	82.192	58.938	2:42.936	+0.734	180.905	9:48:32.346
8	49.465	117.832	53.201	82.632	59.536	2:42.202		186.851	9:51:14.548
p9	50.494	118.715	54.000	72.924		2:50.199	+7.997	184.300	9:54:04.747
(68) Salvador Albinana									
1	54.629	96.501	58.980	76.759	1:07.263	3:00.872	+18.339	145.161	9:25:18.655
2	54.333	99.088	59.263	71.523	1:04.204	2:57.800	+15.267	159.292	9:28:16.455
3	53.999	111.887	57.961	75.524	1:03.727	2:55.687	+13.154	166.154	9:31:12.142
4	53.241	116.348	57.621	68.010	1:02.313	2:53.175	+10.642	155.844	9:34:05.317
5	50.658	107.860	56.225	77.143	1:16.352	3:03.235	+20.702	196.364	9:37:08.552
6	51.714	104.901	57.197	79.063	1:02.324	2:51.235	+8.702	171.157	9:39:59.787
7	50.115	107.130	55.841	79.179	1:00.285	2:46.241	+3.708	174.475	9:42:46.028
8	51.933	113.143	54.391	87.237	1:01.108	2:47.432	+4.899	182.741	9:45:33.460
9	50.942	117.707	54.605	76.705	1:01.736	2:47.283	+4.750	167.963	9:48:20.743
10	49.865	113.028	53.741	83.981	1:01.349	2:44.955	+2.422	176.471	9:51:05.698
11	49.845	117.832	53.942	81.818	1:01.002	2:44.789	+2.256	170.079	9:53:50.487
12	49.798	117.707	53.973	83.656	58.762	2:42.533		172.800	9:56:33.020
(515) Francisco Amaral Leitao									
1	59.126	107.234	1:00.506	80.657	1:06.876	3:06.508	+23.419	132.191	9:22:49.531
2	58.194	104.901	1:02.569	78.890	1:06.244	3:07.007	+23.918	139.715	9:25:56.538
3	59.432	107.755	1:00.712	76.379	1:06.464	3:06.608	+23.519	117.519	9:29:03.146
4	1:06.853	100.435	59.512	78.947	1:07.454	3:13.819	+30.730	121.076	9:32:16.965
p5	1:04.775	96.754	1:03.743	77.475		3:20.374	+37.285	120.133	9:35:37.339
6		106.309	57.293	81.387	1:03.351	4:37.421	+1:54.332		9:40:14.760
7	55.599	111.887	55.021	94.406	1:00.973	2:51.593	+8.504	144.385	9:43:06.353
8	52.965	118.335	54.215	90.986	1:00.216	2:47.396	+4.307	153.191	9:45:53.749
9	53.253	123.612	53.956	89.330	1:00.692	2:47.901	+4.812	153.627	9:48:41.650
10	53.141	116.839	53.431	98.811	59.469	2:46.041	+2.952	152.758	9:51:27.691
11	51.258	128.631	53.335	98.720	58.496	2:43.089		154.286	9:54:10.780
12	51.378	126.720	52.499	101.218	59.219	2:43.096	+0.007	155.172	9:56:53.876
(516) Joao Diogo Lopes									
1	52.804	119.612	55.116	81.633	58.739	2:46.659	+2.752	145.553	9:22:26.299
2	52.998	114.309	54.520	83.398	1:00.040	2:47.558	+3.651	149.584	9:25:13.857
3	52.355	119.741	54.022	84.112	59.461	2:45.838	+1.931	146.341	9:27:59.695
4	52.713	114.074	54.044	83.786	59.149	2:45.906	+1.999	143.808	9:30:45.601
p5	52.622	110.219	54.919	83.851		2:52.249	+8.342	147.945	9:33:37.850
6		94.850	55.386	80.238	59.807	5:22.584	+2:38.677		9:39:00.434
7	52.117	115.741	53.778	85.443	59.058	2:44.953	+1.046	147.541	9:41:45.387
8	52.579	105.600	54.405	86.262	59.163	2:46.147	+2.240	144.772	9:44:31.534
9	52.107	119.612	53.824	81.633	57.976	2:43.907		143.426	9:47:15.441
10	53.054	124.724	53.568	81.942	58.449	2:45.071	+1.164	146.143	9:50:00.512
11	52.296	120.391	54.245	76.271	57.953	2:44.494	+0.587	142.668	9:52:45.006

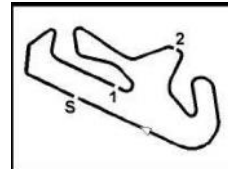
Chief of Timing & Scoring

Timegear

Race Director

Stewards

Licensed to: Autodromo Internacional do Algarve



Algarve Classic Festival 2013

HISTORIC ENDURANCE & CSS

AIA - FIA FAST/FAST 4.653 Km

QUALIFYING

19/10/2013 09:15

Qualifying (40:00 Time) started at 9:15:00

Lap	S1	Spd P1	S2	Spd P2	S3	Lap Tm	Diff	MaxSpd	Time of Day
12	51.730	118.588	54.073	83.591	58.298	2:44.101	+0.194	145.946	9:55:29.107
(500) Pedro Correia Mendes									
1		115.741	53.911	83.077	59.839	4:02.100	+1:17.972		9:22:56.702
2	52.571	110.328	52.861	85.443	58.696	2:44.128		160.000	9:25:40.830
3	51.093	124.584	55.557	84.639	58.705	2:45.355	+1.227	159.763	9:28:26.185
4	52.279	112.227	54.459	81.756	59.824	2:46.562	+2.434	160.000	9:31:12.747
5	53.497	114.309	56.415	80.899	58.559	2:48.471	+4.343	156.977	9:34:01.218
p6	51.216	106.207	53.722	81.942		2:48.732	+4.604	160.000	9:36:49.950
7		108.813			9:08.790	8:04.996	+5:20.868		9:44:54.946
8	52.636	111.887	55.515	79.705	1:01.817	2:49.968	+5.840	150.418	9:47:44.914
9	52.038	117.832	55.825	72.581	1:00.859	2:48.722	+4.594	138.107	9:50:33.636
10	52.319	110.438	55.089	73.072	1:00.421	2:47.829	+3.701	162.896	9:53:21.465
11	51.608	110.109	54.481	79.470	1:00.919	2:47.008	+2.880	149.378	9:56:08.473
(56) Monteiro Competicoes									
p1	1:00.028	77.161	1:04.201	66.667		3:19.286	+34.315	130.909	9:22:07.889
2		82.870	59.130	76.814	1:01.539	5:23.291	+2:38.320		9:27:31.180
3	59.801	79.370	1:01.045	69.186	1:07.483	3:08.329	+23.358	135.338	9:30:39.509
p4	55.897	91.410	58.531	70.959		3:02.227	+17.256	137.931	9:33:41.736
5		76.734	1:03.029	75.896	1:06.158	5:09.033	+2:24.062		9:38:50.769
6	53.778	100.163	55.634	80.838	1:00.910	2:50.322	+5.351	140.625	9:41:41.091
7	52.616	92.170	54.860	87.449	59.299	2:46.775	+1.804	158.824	9:44:27.866
8	51.918	95.013	54.041	82.949	59.012	2:44.971		153.627	9:47:12.837
9	1:15.062	94.206	57.325	85.241	1:00.573	3:12.960	+27.989	152.113	9:50:25.797
10	51.003	109.674	52.917	80.357	1:14.177	2:58.097	+13.126	161.677	9:53:23.894
11	55.116	92.477	55.510	76.923	1:03.285	2:53.911	+8.940	144.966	9:56:17.805
(10) Monteiros Competicoes									
1	1:00.545	78.360	59.998	64.748	1:03.350	3:03.893	+18.744	123.429	9:21:43.637
2	53.358	90.293	1:07.720	75.052	1:01.772	3:02.850	+17.701	156.977	9:24:46.487
3	52.238	102.953	55.946	75.472	1:00.707	2:48.891	+3.742	160.000	9:27:35.378
4	53.242	110.328	55.931	76.487	1:02.221	2:51.394	+6.245	169.545	9:30:26.772
5	52.716	104.505	55.900	63.830	1:01.567	2:50.183	+5.034	156.749	9:33:16.955
p6	53.277	105.399	56.384	69.098		2:55.132	+9.983	159.292	9:36:12.087
7		91.184	57.623	75.052	59.567	4:35.795	+1:50.646		9:40:47.882
8	52.549	83.620	57.383	76.164	1:00.348	2:50.280	+5.131	153.191	9:43:38.162
9	51.876	93.176	56.015	73.620	59.576	2:47.467	+2.318	172.524	9:46:25.629
10	50.396	116.471	54.504	77.922	1:00.249	2:45.149		172.524	9:49:10.778
11	52.889	105.399	54.790	78.603	59.216	2:46.895	+1.746	170.079	9:51:57.673
12	51.626	102.194	55.888	71.476	1:00.280	2:47.794	+2.645	175.325	9:54:45.467
13	50.791	115.983	54.470	74.948	1:00.309	2:45.570	+0.421	170.886	9:57:31.037
(16) Jasper Izaks									
1	54.479	113.490	53.754	85.174	1:00.187	2:48.420	+1.987	151.899	9:23:27.627
2	52.503	103.240	54.135	83.786	59.795	2:46.433		160.475	9:26:14.060
p3	54.747	100.708	56.959	73.720		2:56.866	+10.433	152.758	9:29:10.926
4		100.617	57.944	57.052	1:03.383	4:08.992	+1:22.559		9:33:19.918
5	2:47.007	109.891	58.808	66.584	1:05.155	4:50.970	+2:04.537	160.714	9:38:10.888

Chief of Timing & Scoring

Timegear

Race Director

Stewards

Licensed to: Autodromo Internacional do Algarve

Algarve Classic Festival 2013

HISTORIC ENDURANCE & CSS

AIA - FIA FAST/FAST 4.653 Km

QUALIFYING

19/10/2013 09:15

Qualifying (40:00 Time) started at 9:15:00

Lap	S1	Spd P1	S2	Spd P2	S3	Lap Tm	Diff	MaxSpd	Time of Day
p6	55.014	107.755	59.420	65.534		3:05.080	+18.647	150.838	9:41:15.968
7		107.234	57.135	84.309	1:07.748	4:34.204	+1:47.771		9:45:50.172
8	53.840	120.784	56.555	81.694	1:01.441	2:51.836	+5.403	151.049	9:48:42.008
p9	53.432	104.604	55.974	93.750		2:55.970	+9.537	157.434	9:51:37.978
(3) Manuel Ferrao									
1	58.675	95.013	59.276	78.775	1:04.261	3:02.212	+14.122	127.811	9:23:39.199
2	55.571	99.000	58.316	71.523	1:03.985	2:57.872	+9.782	146.341	9:26:37.071
3	54.402	105.500	55.972	76.164	1:01.922	2:52.296	+4.206	149.584	9:29:29.367
4	51.865	107.130	56.508	78.204	1:02.306	2:50.679	+2.589	160.000	9:32:20.046
5	55.213	96.501	57.911	66.136	1:03.714	2:56.838	+8.748	133.005	9:35:16.884
6	53.146	106.924	56.313	73.670	1:02.656	2:52.115	+4.025	156.295	9:38:08.999
7	52.821	97.778	57.245	70.496	1:02.674	2:52.740	+4.650	154.728	9:41:01.739
p8	52.419	93.649	56.522	74.689		2:58.205	+10.115	160.954	9:43:59.944
9		96.167	56.774	74.948	1:01.588	5:42.515	+2:54.425		9:49:42.459
10	51.539	107.234	55.077	73.171	1:01.474	2:48.090		163.389	9:52:30.549
11	53.305	102.762	54.596	77.143	1:01.952	2:49.853	+1.763	164.134	9:55:20.402
(62) Jorge Correia									
1	1:00.995	90.736	1:00.655	79.470	1:06.095	3:07.745	+19.582	134.161	9:27:29.982
2	59.593	87.238	59.702	73.670	1:07.798	3:07.093	+18.930	134.496	9:30:37.075
3	56.768	95.340	57.185	73.419	1:04.218	2:58.171	+10.008	146.143	9:33:35.246
4	56.484	82.685	57.954	75.419	1:05.480	2:59.918	+11.755	142.292	9:36:35.164
5	55.770	101.446	56.745	77.419	1:03.681	2:56.196	+8.033	152.975	9:39:31.360
6	54.537	100.708	57.629	71.476	1:03.765	2:55.931	+7.768	145.357	9:42:27.291
7	53.087	96.083	56.448	80.297	1:02.129	2:51.664	+3.501	156.977	9:45:18.955
8	52.048	104.211	54.936	83.013	1:02.547	2:49.531	+1.368	157.434	9:48:08.486
9	52.259	101.076	55.123	80.657	1:02.135	2:49.517	+1.354	160.237	9:50:58.003
10	52.599	97.864	56.769	75.314	1:02.285	2:51.653	+3.490	150.628	9:53:49.656
11	52.846	104.309	54.697	79.882	1:00.620	2:48.163		150.838	9:56:37.819
(12) Stefano Proietti									
1	55.022	94.688	55.954	80.357	1:01.905	2:52.881	+3.700	152.113	9:22:09.984
2	53.768	95.834	56.726	68.790	1:01.404	2:51.898	+2.717	167.702	9:25:01.882
3	54.192	107.442	56.649	73.973	1:01.211	2:52.052	+2.871	162.896	9:27:53.934
p4	55.578	120.784	56.416	77.978		3:01.669	+12.488	158.590	9:30:55.603
5		105.701	56.238	91.837	1:01.182	6:34.741	+3:45.560		9:37:30.344
6	52.934	106.718	54.492	90.833	1:01.755	2:49.181		160.000	9:40:19.525
p7	53.394	94.932	1:04.502	75.000		3:09.070	+19.889	160.714	9:43:28.595
8		107.965	58.422	64.787	1:02.887	9:11.598	+6:22.417		9:52:40.193
9	54.057	116.471	1:01.501	63.306	1:02.533	2:58.091	+8.910	147.945	9:55:38.284
(525) Fabrica Italiana									
1	57.361		1:00.661	66.873	1:04.570	3:02.592	+12.976	148.556	9:21:10.916
2	55.247		59.453	69.275	1:04.438	2:59.138	+9.522	165.644	9:24:10.054
3	54.778		1:01.451	76.650	1:04.326	6:03.301	+3:13.685	151.049	9:30:13.355
4	56.477		57.127	75.472	1:04.951	2:58.555	+8.939	154.728	9:33:11.910
5	54.988	90.073	1:00.052	77.475	1:05.953	14:01.886	+11:12.270	161.435	9:47:13.796
6	56.220	113.258	55.735	72.096	1:02.014	2:53.969	+4.353	153.627	9:50:07.765

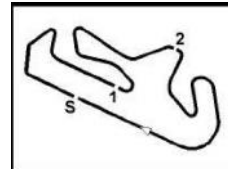
Chief of Timing & Scoring

Timegear

Race Director

Stewards

Licensed to: Autodromo Internacional do Algarve


Algarve Classic Festival 2013

HISTORIC ENDURANCE & CSS

AIA - FIA FAST/FAST 4.653 Km

QUALIFYING

19/10/2013 09:15

Qualifying (40:00 Time) started at 9:15:00

Lap	S1	Spd P1	S2	Spd P2	S3	Lap Tm	Diff	MaxSpd	Time of Day
7	53.721	112.683	54.747	73.871	1:01.148	2:49.616		160.714	9:52:57.381
8	55.146	94.932	55.275	77.309	1:01.761	2:52.182	+2.566	167.963	9:55:49.563
(538) Rui Moura									
1	54.757	94.850	58.129	73.670	1:03.718	2:56.604	+6.534	156.295	9:21:50.228
2	54.414	118.970	55.893	90.075	1:03.817	2:54.124	+4.054	157.664	9:24:44.352
3	53.618	106.513	57.173	76.379	1:02.158	2:52.949	+2.879	156.295	9:27:37.301
4	18:18.401	124.444	56.337	89.776	1:03.415	20:18.153	+17:28.083	158.824	9:47:55.454
5	53.545	120.653	54.337	79.063	1:10.338	2:58.220	+8.150	163.142	9:50:53.674
6	55.032	118.588	57.213	74.689	1:04.728	2:56.973	+6.903	140.992	9:53:50.647
7	53.821	121.048	54.978	81.203	1:01.271	2:50.070		166.154	9:56:40.717
(507) Madalena Mayer Gaspar									
1	57.678	106.105	58.039	77.309	1:04.315	3:00.032	+7.714	140.442	9:21:50.119
2	55.757	112.683	57.401	80.838	1:04.139	2:57.297	+4.979	148.148	9:24:47.416
3	53.870	122.519	56.528	77.866	1:02.923	2:53.321	+1.003	152.542	9:27:40.737
p4	55.407	115.500	55.441	80.000		3:04.285	+11.967	153.846	9:30:45.022
5		84.836	1:03.046	69.994	1:05.875	5:12.887	+2:20.569		9:35:57.909
6	56.196	106.309	56.611	80.119	1:05.360	2:58.167	+5.849	136.536	9:38:56.076
7	55.368	123.063	2:52.110	81.756	1:04.263	4:51.741	+1:59.423	149.171	9:43:47.817
8	54.750	106.309	56.809	89.330	1:01.854	2:53.413	+1.095	143.046	9:46:41.230
9	54.861	121.048	57.496	80.000	1:03.314	2:55.671	+3.353	151.261	9:49:36.901
10	55.952	123.200	54.820	76.705	1:01.546	2:52.318		137.755	9:52:29.219
11	57.259	101.912	56.350	84.573	1:00.685	2:54.294	+1.976	151.685	9:55:23.513
(65) Rafael Sanchez Alcalá									
1	1:03.680	86.829	1:00.154	77.922	1:07.310	3:11.144	+17.973	117.137	9:27:40.471
2	58.174	95.094	58.013	74.227	1:04.204	3:00.391	+7.220	137.931	9:30:40.862
3	55.116	91.184	56.410	81.571	1:03.773	2:55.299	+2.128	149.584	9:33:36.161
p4	55.356	99.802	53.993	85.308		3:08.140	+14.969	148.966	9:36:44.301
p5		100.984	59.266	79.470		5:05.622	+2:12.451		9:41:49.923
6		104.901	58.220	74.948	1:04.330	4:59.060	+2:05.889		9:46:48.983
p7	53.307	110.438	54.870	85.241		2:53.171		156.749	9:49:42.154
8		107.338	54.112	82.192	1:00.800	5:38.956	+2:45.785		9:55:21.110
(546) Radical Seguros									
1	1:05.201	87.445	1:04.994	72.338	1:11.939	3:22.134	+27.501	103.152	9:24:08.080
2	1:03.299	95.751	1:04.013	67.627	1:11.827	3:19.139	+24.506	130.435	9:27:27.219
3	1:01.843	90.588	1:05.017	72.973	1:10.491	3:17.351	+22.718	126.021	9:30:44.570
4	59.329	92.017	1:01.995	68.966	1:09.639	3:10.963	+16.330	138.639	9:33:55.533
5	59.719	91.109	1:04.478	73.370	1:10.225	3:14.422	+19.789	133.995	9:37:09.955
p6	1:00.167	96.334	1:03.406	73.121		3:17.713	+23.080	134.328	9:40:27.668
7		90.736	1:02.602	78.261	1:04.833	6:00.598	+3:05.965		9:46:28.266
8	56.807	105.500	57.406	85.646	1:03.035	2:57.248	+2.615	145.749	9:49:25.514
9	1:01.779	102.006	57.886	70.913	1:02.885	3:02.550	+7.917	154.066	9:52:28.064
10	57.810	105.701	56.284	86.193	1:00.539	2:54.633		147.340	9:55:22.697
(550) Jose Mota									
1		100.435	59.689	81.818	1:10.255	6:11.110	+3:15.944		9:25:07.456

Chief of Timing & Scoring

Timegear

Race Director

Stewards

Licensed to: Autodromo Internacional do Algarve

Algarve Classic Festival 2013
HISTORIC ENDURANCE & CSS
AIA - FIA FAST/FAST 4.653 Km
QUALIFYING
19/10/2013 09:15

Qualifying (40:00 Time) started at 9:15:00

Lap	S1	Spd P1	S2	Spd P2	S3	Lap Tm	Diff	MaxSpd	Time of Day
2	1:06.757	100.072	1:01.116	67.584	1:06.548	3:14.421	+19.255	157.664	9:28:21.877
3	56.672	108.706	1:00.780	76.056	1:02.529	2:59.981	+4.815	150.209	9:31:21.858
4	55.271	109.134	59.502	74.740	1:04.485	2:59.258	+4.092	158.590	9:34:21.116
5	53.132	110.000	58.340	47.100	1:03.694	2:55.166		154.066	9:37:16.282
6	54.871	98.385	1:00.143	75.104	1:02.102	2:57.116	+1.950	154.950	9:40:13.398
p7	53.973	108.070	56.659	84.112		2:55.241	+0.075	139.715	9:43:08.639
8		70.266	1:09.678	57.143	1:09.588	10:49.428	+7:54.262		9:53:58.067
9	56.653	91.109	57.661	74.689	1:04.312	2:58.626	+3.460	127.509	9:56:56.693
(25) Martin Aubert									
1	1:01.736	86.154	1:03.591	76.487	1:07.687	3:13.014	+17.008	129.652	9:25:15.134
2	56.826	100.163	1:02.370	65.574	1:05.272	3:04.468	+8.462	140.078	9:28:19.602
3	54.540	108.176	59.615	63.604	1:05.211	2:59.366	+3.360	155.396	9:31:18.968
4	54.097	106.411	57.657	74.792	1:04.252	2:56.006		147.743	9:34:14.974
5	57.512	100.892	56.672	86.124	1:04.064	2:58.248	+2.242	150.209	9:37:13.222
p6	55.179	114.664	57.058	86.538		3:01.636	+5.630	151.049	9:40:14.858
7		83.368	1:01.481	79.412	1:05.469	4:28.712	+1:32.706		9:44:43.570
8	55.756	92.632	1:00.909	77.754	1:04.242	3:00.907	+4.901	156.749	9:47:44.477
9	56.100	94.366	1:00.644	68.878	1:06.581	3:03.325	+7.319	133.498	9:50:47.802
10	55.564	89.419	1:01.897	75.577	1:04.531	3:01.992	+5.986	146.939	9:53:49.794
11	57.322	96.167	58.967	75.577	1:03.595	2:59.884	+3.878	149.378	9:56:49.678
(567) Joao Vascocelos									
1	1:01.284	101.912	1:00.205	64.324	1:06.836	3:08.325	+11.008	122.449	9:21:49.371
2	59.496	110.438	1:03.492	69.186	1:05.942	3:08.930	+11.613	132.353	9:24:58.301
3	1:00.531	111.774	1:01.909	69.677	1:04.007	3:06.447	+9.130	129.496	9:28:04.748
4	57.974	110.548	58.883	71.334	1:04.321	3:01.178	+3.861	133.498	9:31:05.926
p5	57.634	113.143	1:02.821	74.483		3:05.083	+7.766	132.515	9:34:11.009
6		89.060	1:03.245	81.756	1:07.411	5:27.867	+2:30.550		9:39:38.876
7	1:00.260	97.178	1:00.246	89.776	1:06.113	3:06.619	+9.302	132.515	9:42:45.495
8	59.832	99.266	59.700	92.624	1:05.591	3:05.123	+7.806	134.496	9:45:50.618
9	58.271	101.632	58.625	86.677	1:04.098	3:00.994	+3.677	134.161	9:48:51.612
10	57.539	107.965	58.827	83.462	1:04.038	3:00.404	+3.087	133.169	9:51:52.016
11	57.070	110.109	57.721	76.325	1:02.526	2:57.317		136.020	9:54:49.333
12	56.432	107.860	58.551	84.639	1:05.028	3:00.011	+2.694	135.169	9:57:49.344
(2) AECD									
1	1:02.230	94.608	1:05.262	67.627	1:09.472	3:16.964	+12.020	115.385	9:24:03.874
2	1:00.304	95.340	1:05.918	72.581	1:09.887	3:16.109	+11.165	135.849	9:27:19.983
3	59.357	99.982	1:03.771	74.380	1:10.003	3:13.131	+8.187	139.355	9:30:33.114
4	58.569	103.048	1:04.766	74.689	1:06.960	3:10.295	+5.351	158.824	9:33:43.409
5	56.628	94.769	1:03.211	78.148	1:08.079	3:07.918	+2.974	152.975	9:36:51.327
6	59.442	105.802	1:00.911	76.379	1:05.953	3:06.306	+1.362	142.668	9:39:57.633
7	56.868	99.088	1:01.808	74.689	1:06.268	3:04.944		157.434	9:43:02.577
p8	58.777	102.477	1:01.491	68.922		3:18.313	+13.369	139.535	9:46:20.890
9		94.850	1:07.179	74.896	1:09.704	4:58.745	+1:53.801		9:51:19.635
10	56.732	102.288	1:01.769	65.854	1:07.886	3:06.387	+1.443	159.292	9:54:26.022
11	58.332	101.353	1:01.505	67.206	1:06.356	3:06.193	+1.249	152.113	9:57:32.215

Chief of Timing & Scoring

Timegear

Race Director

Stewards

Licensed to: Autodromo Internacional do Algarve

Algarve Classic Festival 2013

AIA - FIA FAST/FAST 4.653 Km

HISTORIC ENDURANCE & CSS

QUALIFYING

19/10/2013 09:15

Qualifying (40:00 Time) started at 9:15:00

Lap	S1	Spd P1	S2	Spd P2	S3	Lap Tm	Diff	MaxSpd	Time of Day
(75) Alain Cornaglia									
1	1:02.723	80.757	1:04.813	62.392	1:10.498	3:18.034	+4.176	115.756	9:24:01.270
2	1:01.179	81.053	1:02.435	71.006	1:10.244	3:13.858		118.162	9:27:15.128
p3	1:04.323	78.030	1:07.695	65.139		3:28.372	+14.514	122.310	9:30:43.500

Algarve Classic Festival 2013

HISTORIC ENDURANCE & CSS

AIA - FIA FAST/FAST 4.653 Km

QUALIFYING

19/10/2013 09:15

Qualifying (40:00 Time) started at 9:15:00

Pos	No.	Name	Driver 1	Nat.	Driver 2	Car	Model	CC	Class	PIC	Best Tm	In Lap	Diff	Laps
1	70	Mario Silva	M.Silva	PT		PORSCHE	911 3.0 RS	3000	H-76	1	2:23.884	9		10
2	77	Paul Pochciol	P.Pochciol	UK		FORD	Capri RS3100	3400	H-76	2	2:29.217	9	5.333	12
3	63	Jesus Fuster	J.Fuster	ES		PORSCHE	911 3.0 RS	2700	H-76	3	2:30.916	4	7.032	12
4	61	Paulo Antunes	P.Antunes	PT		DATSUN	1200	1298	H-76	4	2:31.349	11	7.465	11
5	35	Juan Carlos Zorrilla	J.Zorrilla	ES	J.Lopez	PORSCHE	911 2.0 LWB	1991	H-71	1	2:31.380	3	7.496	12
6	19	Allen Dice	A.Dice	UK	C.Conoley	MARCOS	1800	1800	H-65	1	2:32.230	13	8.346	14
7	88	Luis Lopez	L.Lopez	ES		PORSCHE	911 3.0 RS	3000	H-76	5	2:32.429	11	8.545	11
8	67	Georg Nolte	G.Nolte	DE	F.Stippler		Bizzarini GT5300	5300	H-65	2	2:32.644	11	8.760	11
9	91	Francisco Serrano	F.Serrano	ES	J. Garcia	BMW	635 CSI	1962	H-71	2	2:32.907	13	9.023	13
10	39	Fabrica Italiana	A.Pais	PT	F.Gallego	ALFA ROMEO	1750 GTAM	1962	H-71	3	2:33.353	12	9.469	14
11	24	John Sheldon	J.Sheldon	UK		LOTUS	Elan	1596	H-65	3	2:34.756	11	10.872	11
12	33	Luis Sousa Ribeiro	L.Ribeiro	PT		BMW	2800 CS	2800	H-71	4	2:35.485	8	11.601	10
13	90	Joao Mira Gomes	J.Mira Gomes	PT	J.Costa	LOTUS	7	1596	H-65	4	2:35.843	9	11.959	10
14	42	Tom Pochciol	T.Pochciol	UK		FORD	Capri	3000	H-76	6	2:37.065	12	13.181	13
15	520	Fabrica Italiana	A.Nogueira	PT	F. Sottomayor	ALFA ROMEO	2000 GTV	1962	H-76	7	2:37.731	4	13.847	13
16	31	Paul Hocking	P.Hocking	UK	G.Burnett	ABARTH	Simca 2000GT	1946	H-65	5	2:37.834	7	13.950	9
17	14	Jose Albuquerque	J.Albuquerque	PT	F.Albuquerque	FORD	GT40	4700	H-65	6	2:38.003	6	14.119	13
18	1	Fernando Soares	F. Soares	PT		MORRIS MINI	Cooper S	1293	H-65	7	2:38.495	9	14.611	10
19	38	Luis Delso	L.Delso	ES	C. Miguel	ALFA ROMEO	1750 GTAM	3453	H-C	1	2:40.272	4	16.388	13
20	841	John Hitch	J.Hitch	UK	Je Clark	MG B		1840	H-65	8	2:40.440	10	16.556	13
21	504	Fernando Gaspar	F.Gaspar	PT	F.Mayer G.	DATSUN	1200 GX	1171	H-71	5	2:40.556	9	16.672	11
22	512	Pedro Alves Nogueira	P. Nogueira	PT		PORSCHE	924 Turbo	3453	H-C	2	2:40.621	7	16.737	10
23	46	Carlos Manuel Santos	C.M.Santos	PT	C.A.Santos	DATSUN	1200	1200	H-71	6	2:41.083	10	17.199	12
24	50	Jose Filipe Nogueira	J.Nogueira	PT	F.Ferreira	MORRIS MINI	1275 GT	1275	H-71	7	2:41.351	11	17.467	12
25	115	ASM Team	C.Cruz	PT	C. Aniceto	PORSCHE	911	1991	H-65	9	2:41.679	9	17.795	10
26	45	Pedro Pitta	P.Pita	PT		MORRIS MINI	Marcos GT	1293	H-71	8	2:42.202	8	18.318	9
27	68	Salvador Albinana	S.Albinana	ES	J.Ramon	PORSCHE	911 3.0 RS	3000	H-76	8	2:42.533	12	18.649	12
28	515	Francisco Amaral Leitao	F.Leitao	PT	J.Andrade	TOYOTA	Starlet 1.3 S	1300	H-C	3	2:43.089	11	19.205	12
29	516	Joao Diogo Lopes	J.Lopes	PT	F.Martins	DATSUN	1200 GX	1200	H-71	9	2:43.907	9	20.023	12
30	500	Pedro Correia Mendes	P.Mendes	PT	L.Mendes	VW	Golf GTI	1588	H-C	4	2:44.128	2	20.244	11
31	56	Monteiro Competicoes	F. Abreu	PT	G. Silva	LOTUS	Elan	1596	H-71	10	2:44.971	8	21.087	11

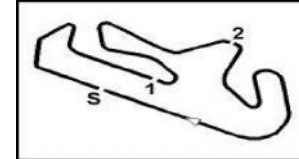
Chief of Timing & Scoring

Timegear

Race Director

HORA DE AFIXACAO:

Stewards



Algarve Classic Festival 2013

HISTORIC ENDURANCE & CSS

AIA - FIA FAST/FAST 4.653 Km

QUALIFYING

19/10/2013 09:15

Qualifying (40:00 Time) started at 9:15:00

Pos	No.	Name	Driver 1	Nat.	Driver 2	Car	Model	CC	Class	PIC	Best Tm	In Lap	Diff	Laps
32	10	Monteiros Competicoes	J.Sardinha	PT	M.Monteiro	ALFA ROMEO	Giulia Super Ti	1598	H-65	10	2:45.149	10	21.265	13
33	16	Jasper Izaks	J.Izaks	NL	P. R. Hocking	FIAT	Abarth 1000 TC	998	H-65	11	2:46.433	2	22.549	9
34	3	Manuel Ferrao	M.Ferrao	PT		LOTUS	Elan	1596	H-65	12	2:48.090	10	24.206	11
35	62	Jorge Correia	J.Correia	PT	S.Martins	FORD	Capri 3000 GT	3000	H-76	9	2:48.163	11	24.279	11
36	12	Stefano Proietti	S.Proietti	UK		FIAT	Abarth 1000 TC	982	H-65	13	2:49.181	6	25.297	9
37	525	Fabrica Italiana	F.Calheiros	PT	J.Amaral	ALFA ROMEO	2000 GTV	1962	H-76	10	2:49.616	7	25.732	8
38	538	Rui Moura	Rui Moura	PT		VW	Golf GTi	1588	H-C	5	2:50.070	7	26.186	7
39	507	Madalena Mayer Gaspar	M.Gaspar	PT	V.Sampaio	VW	Golf GTI	1588	H-C	6	2:52.318	10	28.434	11
40	65	Rafael Sanchez Alcala	R.Alcala	ES		PORSCHE	911 2.7 RS	2700	H-76	11	2:53.171	7	29.287	8
41	546	Radical Seguros	F.Chaves	PT	R.Dinis	DATSUN	1200	1171	H-71	11	2:54.633	10	30.749	10
42	550	Jose Mota	J.Mota	PT	F.Castro	JAGUAR	XJS	3590	H-C	7	2:55.166	5	31.282	9
43	25	Martin Aubert	M.Aubert	ES	M.Wassmann	LOTUS	Elite	1220	H-65	14	2:56.006	4	32.122	11
44	567	Joao Vascoceles	J.Vascoceles	PT	J.Santos	DATSUN	1200	1200	H-71	12	2:57.317	11	33.433	12
45	2	AECD	G.Velasco	ES		PORSCHE	356 SC	1600	H-65	15	3:04.944	7	41.060	11
46	75	Alain Cornaglia	A.Cornaglia	CH	P.Bethencourt	De Tomaso Pantera		5700	H-76	12	3:13.858	2	49.974	3

Chief of Timing & Scoring

Timegear

Race Director

HORA DE AFIXACAO:

Stewards

Licensed to: Autodromo Internacional do Algarve

Algarve Classic Festival 2013

HISTORIC ENDURANCE & CSS

AIA - FIA FAST/FAST 4.653 Km

RACE 1 - AMENDED

19/10/2013 15:35

Race (50:00 Time) started at 15:59:59

Pos	No.	Team	Nat.	Driver 1	Driver 2	Car	Model	CC	Class	PIC	Laps	Total Tm	Diff	Best Tm	In Lap
1	63	Jesus Fuster	ES	J.Fuster		PORSCHE	911 3.0 RS	2700	H-76	1	22	50:55.860		2:12.184	5
2	14	Jose Albuquerque	PT	J.Albuquerque	F.Albuquerque	FORD	GT40	4700	H-65	1	22	50:58.977	3.117	2:10.842	4
3	19	Allen Dice	UK	A.Dice	C.Conoley	MARCOS	1800	1800	H-65	2	22	51:17.635	21.775	2:13.055	17
4	67	Georg Nolte	DE	G.Nolte	F.Stippler		Bizzarini GT5300	5300	H-65	3	22	51:57.237	1:01.377	2:10.189	2
5	42	Tom Pochciol	UK	T.Pochciol		FORD	Capri	3000	H-76	2	21	50:31.642	1 Lap	2:16.040	3
6	24	John Sheldon	UK	J.Sheldon		LOTUS	Elan	1596	H-65	4	21	50:49.997	1 Lap	2:16.708	11
7	70	Mario Silva	PT	M.Silva		PORSCHE	911 3.0 RS	3000	H-76	3	21	50:57.396	1 Lap	2:10.971	17
8	61	Paulo Antunes	PT	P.Antunes		DATSUN	1200	1298	H-76	4	21	51:14.289	1 Lap	2:17.712	3
9	90	Joao Mira Gomes	PT	J.Mira Gomes	J.Costa	LOTUS	7	1596	H-65	5	21	51:20.269	1 Lap	2:15.520	10
10	77	Paul Pochciol	UK	P.Pochciol		FORD	Capri RS3100	3400	H-76	5	21	51:43.164	1 Lap	2:17.521	2
11	31	Paul Hocking	UK	P.Hocking	G.Burnett	ABARTH	Simca 2000GT	1946	H-65	6	21	51:49.529	1 Lap	2:17.657	21
12	3	Manuel Ferrao	PT	M.Ferrao		LOTUS	Elan	1596	H-65	7	21	53:09.727	1 Lap	2:22.240	16
13	38	Luis Delso	ES	L.Delso	C. Miguel	ALFA ROMEO	1750 GTAM	3453	H-C	1	20	50:51.674	2 Laps	2:18.981	5
14	841	John Hitch	UK	J.Hitch	Je Clark	MG B		1840	H-65	8	20	51:21.318	2 Laps	2:24.847	18
15	1	Fernando Soares	PT	F. Soares		MORRIS MINI	Cooper S	1293	H-65	9	20	51:22.852	2 Laps	2:25.836	12
16	91	Francisco Serrano	ES	F.Serrano	J. Garcia	BMW	635 CSi	1962	H-71	1	20	51:24.278	2 Laps	2:15.371	2
17	115	ASM Team	PT	C.Cruz	C. Aniceto	PORSCHE	911	1991	H-65	10	20	51:48.745	2 Laps	2:24.931	12
18	512	Pedro Alves Nogueira	PT	P. Nogueira		PORSCHE	924 Turbo	3453	CSS - H-C	1	20	52:11.673	2 Laps	2:28.945	6
19	65	Rafael Sanchez Alcala	ES	R.Alcala		PORSCHE	911 2.7 RS	2700	H-76	6	19	50:28.983	3 Laps	2:29.440	3
20	10	Monteiros Competicoes	PT	J.Sardinha	M.Monteiro	ALFA ROMEO	Giulia Super Ti	1598	H-65	11	19	50:29.756	3 Laps	2:26.764	17
21	46	Carlos Manuel Santos	PT	C.M.Santos	C.A.Santos	DATSUN	1200	1200	H-71	2	19	50:38.293	3 Laps	2:28.626	18
22	504	Fernando Gaspar	PT	F.Gaspar	F.Mayer G.	DATSUN	1200 GX	1171	CSS - H-71	1	19	50:44.726	3 Laps	2:33.427	18
23	550	Jose Mota	PT	J.Mota	F.Castro	JAGUAR	XJS	3590	CSS - H-C	2	19	51:25.383	3 Laps	2:28.126	18
24	68	Salvador Albinana	ES	S.Albinana	J.Ramon	PORSCHE	911 3.0 RS	3000	H-76	7	19	51:46.909	3 Laps	2:24.354	5
25	538	Rui Moura	PT	Rui Moura		VW	Golf GTi	1588	CSS - H-C	3	19	51:52.827	3 Laps	2:33.381	17
26	516	Joao Diogo Lopes	PT	J.Lopes	F.Martins	DATSUN	1200 GX	1200	CSS - H-71	2	19	51:56.682	3 Laps	2:35.975	8
27	56	Monteiro Competicoes	PT	F. Abreu	G. Silva	LOTUS	Elan	1596	H-71	3	19	52:44.201	3 Laps	2:30.251	2
28	507	Madalena Mayer Gaspar	PT	M.Gaspar	V.Sampaio	VW	Golf GTI	1588	CSS - H-C	4	19	53:45.432	3 Laps	2:35.426	8
29	2	AECD	ES	G.Velasco		PORSCHE	356 SC	1600	H-65	12	18	50:48.930	4 Laps	2:38.766	13
30	546	Radical Seguros	PT	F.Chaves	R.Dinis	DATSUN	1200	1171	CSS - H-71	3	18	51:27.698	4 Laps	2:36.100	15
31	25	Martin Aubert	ES	M.Aubert	M.Wassmann	LOTUS	Elite	1220	H-65	13	18	52:20.480	4 Laps	2:33.336	7

Chief of Timing & Scoring

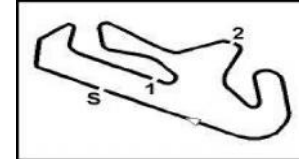
Timegear

Race Director

HORA DE AFIXACAO:

Stewards

.



Algarve Classic Festival 2013

HISTORIC ENDURANCE & CSS

AIA - FIA FAST/FAST 4.653 Km

RACE 1 - AMENDED

19/10/2013 15:35

Race (50:00 Time) started at 15:59:59

Pos	No.	Team	Nat.	Driver 1	Driver 2	Car	Model	CC	Class	PIC	Laps	Total Tm	Diff	Best Tm	In Lap
32	525	Fabrica Italiana	PT	F.Calheiros	J.Amaral	ALFA ROMEO	2000 GTV	1962	CSS - H-76	1	17	46:34.702	5 Laps	2:33.086	9
33	16	Jasper Izaks	NL	J.Izaks	P. R. Hocking	FIAT	Abarth 1000 TC	998	H-65	14	15	42:26.018	7 Laps	2:32.166	9
34	567	Joao Vascoceles	PT	J.Vascoceles	J.Santos	DATSUN	1200	1200	CSS - H-71	4	15	46:33.858	7 Laps	2:53.405	8
35	39	Fabrica Italiana	PT	A.Pais	F.Gallego	ALFA ROMEO	1750 GTAM	1962	H-71	4	14	34:53.549	8 Laps	2:17.815	14
36	515	Francisco Amaral Leitao	PT	F.Leitao	J.Andrade	TOYOTA	Starlet 1.3 S	1300	CSS - H-C	5	12	34:45.258	10 Laps	2:37.784	10
37	520	Fabrica Italiana	PT	A.Nogueira	F. Sottomayor	ALFA ROMEO	2000 GTV	1962	CSS - H-76	2	11	27:25.484	11 Laps	2:24.888	6
38	50	Jose Filipe Nogueira	PT	J.Nogueira	F.Ferreira	MORRIS MINI	1275 GT	1275	H-71	5	11	29:20.393	11 Laps	2:33.873	11
39	500	Pedro Correia Mendes	PT	P.Mendes	L.Mendes	VW	Golf GTI	1588	CSS - H-C	6	9	23:11.846	13 Laps	2:29.913	6
40	35	Juan Carlos Zorrilla	ES	J.Zorrilla	J.Lopez	PORSCHE	911 2.0 LWB	1991	H-71	6	8	18:52.532	14 Laps	2:19.136	7
41	62	Jorge Correia	PT	J.Correia	S.Martins	FORD	Capri 3000 GT	3000	H-76	8	8	20:35.089	14 Laps	2:24.323	4
42	45	Pedro Pitta	PT	P.Pita		MORRIS MINI	Marcos GT	1293	H-71	7	8	21:04.277	14 Laps	2:26.973	6
43	33	Luis Sousa Ribeiro	PT	L.Ribeiro		BMW	2800 CS	2800	H-71	8	7	16:46.903	15 Laps	2:19.185	5
44	12	Stefano Proietti	UK	S.Proietti		FIAT	Abarth 1000 TC	982	H-65	15	4	10:42.151	18 Laps	2:34.358	2
45	75	Alain Cornaglia	CH	A.Cornaglia	P.Bethencourt	De Tomaso Pante		5700	H-76	9	2	6:52.099	20 Laps	2:49.471	1
46	88	Luis Lopez	ES	L.Lopez		PORSCHE	911 3.0 RS	3000	H-76	10	2	14:42.997	20 Laps	2:57.912	1

CAR N. 77 - 60s PENALTY, STEWARDS DECISION N. 5

CARS N. 3, 14, 61, 90 and 115 - 30s PENALTY, STEWARDS DECISIONS N. 10, 9, 6, 7 AND 8.

Chief of Timing & Scoring

Timegear

Race Director

HORA DE AFIXACAO:

Stewards

Licensed to: Autodromo Internacional do Algarve

Algarve Classic Festival 2013

HISTORIC ENDURANCE & CSS

AIA - FIA FAST/FAST 4.653 Km

RACE 1

19/10/2013 15:35

Race (50:00 Time) started at 15:59:59

Pos	No.	Team	Nat.	Driver 1	Driver 2	Car	Model	CC	Class	PIC	Laps	Total Tm	Diff	Best Tm	In Lap
CSS - H-71															
1	504	Fernando Gaspar	PT	F.Gaspar	F.Mayer G.	DATSUN	1200 GX	1171		1	19	50:44.726		2:33.427	18
2	516	Joao Diogo Lopes	PT	J.Lopes	F.Martins	DATSUN	1200 GX	1200		2	19	51:56.682	1:11.956	2:35.975	8
3	546	Radical Seguros	PT	F.Chaves	R.Dinis	DATSUN	1200	1171		3	18	51:27.698	1 Lap	2:36.100	15
4	567	Joao Vascoceiros	PT	J.Vascoceiros	J.Santos	DATSUN	1200	1200		4	15	46:33.858	4 Laps	2:53.405	8
CSS - H-76															
1	525	Fabrica Italiana	PT	F.Calheiros	J.Amaral	ALFA ROMEO	2000 GTV	1962		1	17	46:34.702		2:33.086	9
2	520	Fabrica Italiana	PT	A.Nogueira	F. Sottomayor	ALFA ROMEO	2000 GTV	1962		2	11	27:25.484	6 Laps	2:24.888	6
CSS - H-C															
1	512	Pedro Alves Nogueira	PT	P. Nogueira		PORSCHE	924 Turbo	3453		1	20	52:11.673		2:28.945	6
2	550	Jose Mota	PT	J.Mota	F.Castro	JAGUAR	XJS	3590		2	19	51:25.383	1 Lap	2:28.126	18
3	538	Rui Moura	PT	Rui Moura		VW	Golf GTi	1588		3	19	51:52.827	1 Lap	2:33.381	17
4	507	Madalena Mayer Gaspar	PT	M.Gaspar	V.Sampaio	VW	Golf GTi	1588		4	19	53:45.432	1 Lap	2:35.426	8
5	515	Francisco Amaral Leitao	PT	F.Leitao	J.Andrade	TOYOTA	Starlet 1.3 S	1300		5	12	34:45.258	8 Laps	2:37.784	10
6	500	Pedro Correia Mendes	PT	P.Mendes	L.Mendes	VW	Golf GTi	1588		6	9	23:11.846	11 Laps	2:29.913	6
H-65															
1	14	Jose Albuquerque	PT	J.Albuquerque	F.Albuquerque	FORD	GT40	4700	H-65	1	22	50:28.977		2:10.842	4
2	19	Allen Dice	UK	A.Dice	C.Conoley	MARCOS	1800	1800	H-65	2	22	51:17.635	48.658	2:13.055	17
3	67	Georg Nolte	DE	G.Nolte	F.Stippler		Bizzarini GT5300	5300	H-65	3	22	51:57.237	1:28.260	2:10.189	2
4	24	John Sheldon	UK	J.Sheldon		LOTUS	Elan	1596	H-65	4	21	50:49.997	1 Lap	2:16.708	11
5	90	Joao Mira Gomes	PT	J.Mira Gomes	J.Costa	LOTUS	7	1596	H-65	5	21	50:50.269	1 Lap	2:15.520	10
6	31	Paul Hocking	UK	P.Hocking	G.Burnett	ABARTH	Simca 2000GT	1946	H-65	6	21	51:49.529	1 Lap	2:17.657	21
7	3	Manuel Ferrao	PT	M.Ferrao		LOTUS	Elan	1596	H-65	7	21	52:39.727	1 Lap	2:22.240	16
8	115	ASM Team	PT	C.Cruz	C. Aniceto	PORSCHE	911	1991	H-65	8	20	51:18.745	2 Laps	2:24.931	12
9	841	John Hitch	UK	J.Hitch	Je Clark	MG B		1840	H-65	9	20	51:21.318	2 Laps	2:24.847	18
10	1	Fernando Soares	PT	F. Soares		MORRIS MINI	Cooper S	1293	H-65	10	20	51:22.852	2 Laps	2:25.836	12
11	10	Monteiros Competicoes	PT	J.Sardinha	M.Monteiro	ALFA ROMEO	Giulia Super Ti	1598	H-65	11	19	50:29.756	3 Laps	2:26.764	17

Chief of Timing & Scoring

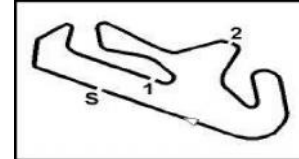
Race Director

Stewards

Timegear

HORA DE AFIXACAO:

.



Algarve Classic Festival 2013

HISTORIC ENDURANCE & CSS

AIA - FIA FAST/FAST 4.653 Km

RACE 1

19/10/2013 15:35

Race (50:00 Time) started at 15:59:59

Pos	No.	Team	Nat.	Driver 1	Driver 2	Car	Model	CC	Class	PIC	Laps	Total Tm	Diff	Best Tm	In Lap
12	2	AECD	ES	G.Velasco		PORSCHE	356 SC	1600	H-65	12	18	50:48.930	4 Laps	2:38.766	13
13	25	Martin Aubert	ES	M.Aubert	M.Wassmann	LOTUS	Elite	1220	H-65	13	18	52:20.480	4 Laps	2:33.336	7
14	16	Jasper Izaks	NL	J.Izaks	P. R. Hocking	FIAT	Abarth 1000 TC	998	H-65	14	15	42:26.018	7 Laps	2:32.166	9
15	12	Stefano Proietti	UK	S.Proietti		FIAT	Abarth 1000 TC	982	H-65	15	4	10:42.151	18 Laps	2:34.358	2

H-71

1	91	Francisco Serrano	ES	F.Serrano	J. Garcia	BMW	635 CSI	1962	H-71	1	20	51:24.278		2:15.371	2
2	46	Carlos Manuel Santos	PT	C.M.Santos	C.A.Santos	DATSUN	1200	1200	H-71	2	19	50:38.293	1 Lap	2:28.626	18
3	56	Monteiro Competicoes	PT	F. Abreu	G. Silva	LOTUS	Elan	1596	H-71	3	19	52:44.201	1 Lap	2:30.251	2
4	39	Fabrica Italiana	PT	A.Pais	F.Gallego	ALFA ROMEO	1750 GTAM	1962	H-71	4	14	34:53.549	6 Laps	2:17.815	14
5	50	Jose Filipe Nogueira	PT	J.Nogueira	F.Ferreira	MORRIS MINI	1275 GT	1275	H-71	5	11	29:20.393	9 Laps	2:33.873	11
6	35	Juan Carlos Zorrilla	ES	J.Zorrilla	J.Lopez	PORSCHE	911 2.0 LWB	1991	H-71	6	8	18:52.532	12 Laps	2:19.136	7
7	45	Pedro Pitta	PT	P.Pita		MORRIS MINI	Marcos GT	1293	H-71	7	8	21:04.277	12 Laps	2:26.973	6
8	33	Luis Sousa Ribeiro	PT	L.Ribeiro		BMW	2800 CS	2800	H-71	8	7	16:46.903	13 Laps	2:19.185	5

H-76

1	63	Jesus Fuster	ES	J.Fuster		PORSCHE	911 3.0 RS	2700	H-76	1	22	50:55.860		2:12.184	5
2	42	Tom Pochciol	UK	T.Pochciol		FORD	Capri	3000	H-76	2	21	50:31.642	1 Lap	2:16.040	3
3	77	Paul Pochciol	UK	P.Pochciol		FORD	Capri RS3100	3400	H-76	3	21	50:43.164	1 Lap	2:17.521	2
4	61	Paulo Antunes	PT	P.Antunes		DATSUN	1200	1298	H-76	4	21	50:44.289	1 Lap	2:17.712	3
5	70	Mario Silva	PT	M.Silva		PORSCHE	911 3.0 RS	3000	H-76	5	21	50:57.396	1 Lap	2:09.470	21
6	65	Rafael Sanchez Alcala	ES	R.Alcala		PORSCHE	911 2.7 RS	2700	H-76	6	19	50:28.983	3 Laps	2:29.440	3
7	68	Salvador Albinana	ES	S.Albinana	J.Ramon	PORSCHE	911 3.0 RS	3000	H-76	7	19	51:46.909	3 Laps	2:24.354	5
8	62	Jorge Correia	PT	J.Correia	S.Martins	FORD	Capri 3000 GT	3000	H-76	8	8	20:35.089	14 Laps	2:24.323	4
9	75	Alain Cornaglia	CH	A.Cornaglia	P.Bethencourt	De Tomaso Pant		5700	H-76	9	2	6:52.099	20 Laps	2:49.471	1
10	88	Luis Lopez	ES	L.Lopez		PORSCHE	911 3.0 RS	3000	H-76	10	2	14:42.997	20 Laps	2:57.912	1

H-C

1	38	Luis Delso	ES	L.Delso	C. Miguel	ALFA ROMEO	1750 GTAM	3453	H-C	1	20	50:51.674		2:18.981	5
---	----	------------	----	---------	-----------	------------	-----------	------	-----	---	----	-----------	--	----------	---

Chief of Timing & Scoring

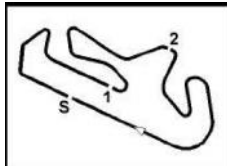
Timegear

Race Director

HORA DE AFIXACAO:

Stewards

.


Algarve Classic Festival 2013

HISTORIC ENDURANCE & CSS

AIA - FIA FAST/FAST 4.653 Km

RACE 1

19/10/2013 15:35

Race (50:00 Time) started at 15:59:59

Lap	S1	Spd P1	S2	Spd P2	S3	Lap Tm	Diff	MaxSpd	Time of Day
(19) Allen Dice									
1	46.967	131.530	43.788	102.467	49.626	2:20.381	+7.326	175.041	16:02:22.219
2	43.077	129.684	44.146	101.599	48.499	2:15.722	+2.667	188.482	16:04:37.941
3	42.120	132.790	43.287	106.509	48.591	2:13.998	+0.943	192.171	16:06:51.939
4	42.225	133.913	43.923	105.882	48.567	2:14.715	+1.660	187.175	16:09:06.654
5	42.662	134.075	42.936	103.250	48.852	2:14.450	+1.395	186.528	16:11:21.104
6	42.102	132.950	43.654	104.046	49.285	2:15.041	+1.986	191.150	16:13:36.145
7	41.568	136.216	43.422	108.871	49.398	2:14.388	+1.333	194.245	16:15:50.533
8	41.519	138.600	43.157	106.614	48.621	2:13.297	+0.242	191.829	16:18:03.830
9	42.460	130.909	42.795	108.108	49.505	2:14.760	+1.705	194.595	16:20:18.590
10	42.029	140.354	42.586	104.449	49.959	2:14.574	+1.519	191.829	16:22:33.164
11	42.175	130.141	43.579	109.533	49.510	2:15.264	+2.209	194.245	16:24:48.428
p12	41.778	138.254	43.118	106.825		2:16.382	+3.327	190.141	16:27:04.810
13		125.430	44.442	95.406	49.062	3:56.522	+1:43.467		16:31:01.332
14	42.904	106.821	44.412	104.956	49.735	2:17.051	+3.996	198.529	16:33:18.383
15	43.585	85.096	45.293	89.776	48.862	2:17.740	+4.685	199.262	16:35:36.123
16	42.246	131.843	44.065	92.545	49.519	2:15.830	+2.775	197.802	16:37:51.953
17	41.257	135.385	43.619	90.075	48.179	2:13.055		196.364	16:40:05.008
18	42.012	134.075	44.491	87.805	48.683	2:15.186	+2.131	198.165	16:42:20.194
19	41.471	142.154	44.468	87.662	48.060	2:13.999	+0.944	198.529	16:44:34.193
20	41.370	131.064	44.337	92.308	48.260	2:13.967	+0.912	198.165	16:46:48.160
21	41.647	132.157	44.454	88.889	47.995	2:14.096	+1.041	198.165	16:49:02.256
22	41.395	134.400	45.014	97.561	48.963	2:15.372	+2.317	196.364	16:51:17.628
(67) Georg Nolte									
1	45.114	145.131	42.222	100.559	48.253	2:15.589	+5.400	190.813	16:02:17.728
2	39.955	154.429	42.395	92.150	47.839	2:10.189		217.742	16:04:27.917
3	40.519	142.336	42.275	89.925	47.794	2:10.588	+0.399	216.000	16:06:38.505
4	40.128	145.131	43.082	89.925	48.436	2:11.646	+1.457	228.330	16:08:50.151
5	40.152	146.861	43.172	97.649	48.387	2:11.711	+1.522	222.222	16:11:01.862
6	40.454	148.832	42.397	92.308	49.252	2:12.103	+1.914	204.934	16:13:13.965
7	40.256	140.889	42.567	92.387	48.446	2:11.269	+1.080	228.814	16:15:25.234
8	40.246	142.336	42.654	97.738	48.067	2:10.967	+0.778	218.623	16:17:36.201
9	42.662	136.889	42.508	95.915	48.431	2:13.601	+3.412	228.330	16:19:49.802
10	39.496	147.251	43.186	96.601	48.899	2:11.581	+1.392	219.512	16:22:01.383
11	39.788	141.972	42.726	93.184	48.127	2:10.641	+0.452	225.941	16:24:12.024
12	40.677	144.000	42.834	94.323	48.188	2:11.699	+1.510	213.018	16:26:23.723
p13	40.918	145.321	42.570	98.361		2:15.206	+5.017	216.433	16:28:38.929
14		109.027	48.972	85.646	53.182	4:03.439	+1:53.250		16:32:42.368
15	44.942	114.545	47.582	91.216	51.374	2:23.898	+13.709	192.171	16:35:06.266
16	44.629	121.579	47.779	86.124	52.060	2:24.468	+14.279	190.476	16:37:30.734
17	44.582	127.010	47.164	83.916	51.928	2:23.674	+13.485	197.802	16:39:54.408
18	44.126	128.333	49.669	86.469	52.258	2:26.053	+15.864	196.007	16:42:20.461
19	44.968	137.398	46.445	89.035	52.382	2:23.795	+13.606	179.700	16:44:44.256
20	44.047	124.724	47.628	84.375	53.729	2:25.404	+15.215	191.150	16:47:09.660
21	45.453	112.340	48.376	88.235	51.807	2:25.636	+15.447	196.007	16:49:35.296
22	42.910	135.882	46.885	82.380	52.139	2:21.934	+11.745	214.286	16:51:57.230
(42) Tom Pochciol									

Chief of Timing & Scoring

Timegear

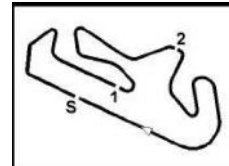
Race Director

Stewards

Licensed to: Autodromo Internacional do Algarve



autódromo
internacional
algarve



Algarve Classic Festival 2013

HISTORIC ENDURANCE & CSS

AIA - FIA FAST/FAST 4.653 Km

RACE 1

19/10/2013 15:35

Race (50:00 Time) started at 15:59:59

Lap	S1	Spd P1	S2	Spd P2	S3	Lap Tm	Diff	MaxSpd	Time of Day
1	46.808	134.237	45.101	114.286	50.163	2:22.072	+6.032	166.410	16:02:26.236
2	42.704	144.187	45.761	94.987	50.146	2:18.611	+2.571	198.529	16:04:44.847
3	42.399	144.187	44.035	110.656	49.606	2:16.040		202.247	16:07:00.887
4	42.275	137.910	44.552	104.046	50.358	2:17.185	+1.145	203.390	16:09:18.072
5	42.108	138.082	45.108	96.948	49.999	2:17.215	+1.175	205.323	16:11:35.287
6	42.701	129.836	44.995	103.250	49.638	2:17.334	+1.294	203.008	16:13:52.621
7	41.999	138.600	45.438	103.152	49.790	2:17.227	+1.187	204.545	16:16:09.848
8	43.272	136.889	45.165	96.343	50.340	2:18.777	+2.737	205.323	16:18:28.625
9	42.061	140.889	44.282	108.108	50.107	2:16.450	+0.410	203.390	16:20:45.075
p10	42.905	126.720	45.375	97.210		2:24.997	+8.957	189.474	16:23:10.072
11		130.601	45.382	93.831	49.640	4:02.054	+1:46.014		16:27:12.126
12	43.246	150.041	45.401	97.210	49.679	2:18.326	+2.286	204.159	16:29:30.452
13	42.612	133.109	53.629	95.915	52.917	2:29.158	+13.118	204.934	16:31:59.610
14	44.140	133.269	45.363	96.688	50.469	2:19.972	+3.932	193.896	16:34:19.582
15	43.343	142.154	47.840	96.774	50.448	2:21.631	+5.591	203.774	16:36:41.213
16	42.698	119.354	45.457	99.083	52.147	2:20.302	+4.262	201.117	16:39:01.515
17	45.229	147.643	45.400	86.957	50.192	2:20.821	+4.781	201.117	16:41:22.336
18	42.889	146.667	45.238	88.235	49.932	2:18.059	+2.019	204.545	16:43:40.395
19	42.008	138.082	46.387	93.831	49.821	2:18.216	+2.176	204.545	16:45:58.611
20	42.331	130.447	44.698	91.603	49.136	2:16.165	+0.125	197.441	16:48:14.776
21	41.801	129.231	45.526	94.406	49.532	2:16.859	+0.819	202.627	16:50:31.635

(77) Paul Pochciol

1	47.514	133.590	44.210	105.675	50.234	2:21.958	+4.437	160.237	16:02:22.088
2	42.732	132.950	44.927	96.429	49.862	2:17.521		206.897	16:04:39.609
3	42.499	138.773	45.958	100.279	49.967	2:18.424	+0.903	207.294	16:06:58.033
4	42.549	140.711	44.872	106.509	50.708	2:18.129	+0.608	204.934	16:09:16.162
5	43.137	139.296	46.817	99.815	51.114	2:21.068	+3.547	204.159	16:11:37.230
6	43.392	141.790	45.283	101.983	52.327	2:21.002	+3.481	207.294	16:13:58.232
7	43.618	147.251	44.911	109.091	52.227	2:20.756	+3.235	207.294	16:16:18.988
8	43.120	143.813	45.503	102.370	50.571	2:19.194	+1.673	206.897	16:18:38.182
9	42.702	140.000	46.877	102.370	51.314	2:20.893	+3.372	206.501	16:20:59.075
10	42.903	141.069	45.313	104.550	50.800	2:19.016	+1.495	206.501	16:23:18.091
p11	42.641	143.813	44.917	109.756		2:20.615	+3.094	206.897	16:25:38.706
12		143.813	45.624	104.550	51.040	3:57.547	+1:40.026		16:29:36.253
13	43.263	132.632	45.633	98.182	52.423	2:21.319	+3.798	205.323	16:31:57.572
14	43.567	132.157	46.190	96.774	51.896	2:21.653	+4.132	199.262	16:34:19.225
15	44.049	124.865	48.509	92.704	51.400	2:23.958	+6.437	206.897	16:36:43.183
16	42.878	137.398	45.139	110.656	50.880	2:18.897	+1.376	203.390	16:39:02.080
17	43.986	145.321	45.088	80.717	50.912	2:19.986	+2.465	204.545	16:41:22.066
18	43.454	138.947	45.774	92.624	50.714	2:19.942	+2.421	206.897	16:43:42.008
19	42.711	131.686	46.122	90.986	50.585	2:19.418	+1.897	206.501	16:46:01.426
20	42.402	138.947	45.798	97.385	50.199	2:18.399	+0.878	208.092	16:48:19.825
21	44.293	115.021	46.454	92.545	52.585	2:23.332	+5.811	209.302	16:50:43.157

(61) Paulo Antunes

1	48.330	151.475	45.159	113.326	49.999	2:23.488	+5.776	155.844	16:02:24.717
2	43.975	154.644	44.433	112.266	50.065	2:18.473	+0.761	183.051	16:04:43.190
3	43.256	160.231	44.260	116.631	50.196	2:17.712		184.615	16:07:00.902

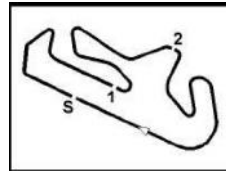
Chief of Timing & Scoring

Timegear

Race Director

Stewards

Licensed to: Autodromo Internacional do Algarve


Algarve Classic Festival 2013

HISTORIC ENDURANCE & CSS

AIA - FIA FAST/FAST 4.653 Km

RACE 1

19/10/2013 15:35

Race (50:00 Time) started at 15:59:59

Lap	S1	Spd P1	S2	Spd P2	S3	Lap Tm	Diff	MaxSpd	Time of Day
4	43.414	151.475	44.497	101.029	50.318	2:18.229	+0.517	183.986	16:09:19.131
5	43.430	161.869	46.218	109.091	50.844	2:20.492	+2.780	181.513	16:11:39.623
6	43.736	158.627	44.374	99.723	51.338	2:19.448	+1.736	183.051	16:13:59.071
7	43.824	155.077	44.546	105.058	51.771	2:20.141	+2.429	182.432	16:16:19.212
8	45.716	158.627	44.151	109.422	50.475	2:20.342	+2.630	180.301	16:18:39.554
9	43.147	160.929	46.164	97.473	52.120	2:21.431	+3.719	183.986	16:21:00.985
10	44.043	158.854	44.716	122.449	51.439	2:20.198	+2.486	182.125	16:23:21.183
11	42.900	155.730	45.720	122.034	52.110	2:20.730	+3.018	182.432	16:25:41.913
p12	44.036	154.429	44.224	112.150		2:20.392	+2.680	179.402	16:28:02.305
13		151.269	44.690	120.805	51.968	3:48.953	+1:31.241		16:31:51.258
14	43.554	149.838	44.832	103.250	50.102	2:18.488	+0.776	178.512	16:34:09.746
15	43.943	156.610	43.922	116.379	51.680	2:19.545	+1.833	180.301	16:36:29.291
16	43.307	156.832	44.816	108.871	50.297	2:18.420	+0.708	180.905	16:38:47.711
17	43.182	152.099	44.476	109.980	51.069	2:18.727	+1.015	178.512	16:41:06.438
18	43.144	151.063	44.433	115.756	51.034	2:18.611	+0.899	180.905	16:43:25.049
19	43.056	153.786	44.693	105.161	51.009	2:18.758	+1.046	182.432	16:45:43.807
p20	43.435	151.269	45.382	100.093		2:20.377	+2.665	182.741	16:48:04.184
21		140.000	44.801	108.981	50.048	2:40.098	+22.386		16:50:44.282

(24) John Sheldon

1	47.051	140.354	45.570	109.645	51.371	2:23.992	+7.284	183.362	16:02:27.048
2	44.084	134.237	44.170	99.174	51.142	2:19.396	+2.688	190.813	16:04:46.444
3	42.718	140.000	43.708	111.340	50.303	2:16.729	+0.021	200.743	16:07:03.173
4	42.275	152.099	43.886	106.931	50.952	2:17.113	+0.405	202.627	16:09:20.286
5	42.617	144.563	44.754	97.826	50.866	2:18.237	+1.529	203.008	16:11:38.523
6	42.489	139.472	45.016	106.931	52.216	2:19.721	+3.013	202.627	16:13:58.244
7	43.652	150.041	43.956	106.090	51.051	2:18.659	+1.951	196.007	16:16:16.903
8	42.194	142.887	43.873	106.614	50.780	2:16.847	+0.139	202.247	16:18:33.750
p9	42.299	139.823	44.426	99.907		2:22.537	+5.829	202.627	16:20:56.287
10		143.071	45.206	92.150	50.353	4:22.400	+2:05.692		16:25:18.687
11	42.252	142.887	43.759	103.647	50.697	2:16.708		202.627	16:27:35.395
12	42.948	143.441	44.541	91.915	50.730	2:18.219	+1.511	200.743	16:29:53.614
13	45.314	142.887	44.221	102.955	51.441	2:20.976	+4.268	202.247	16:32:14.590
14	43.467	121.579	46.127	95.238	52.238	2:21.832	+5.124	201.869	16:34:36.422
15	42.680	144.563	45.245	94.820	51.081	2:19.006	+2.298	199.262	16:36:55.428
16	43.032	136.552	44.878	90.301	50.810	2:18.720	+2.012	200.000	16:39:14.148
17	42.369	143.256	45.004	101.408	51.349	2:18.722	+2.014	203.008	16:41:32.870
18	42.688	133.590	46.634	91.216	51.680	2:21.002	+4.294	200.743	16:43:53.872
19	42.730	145.512	44.474	102.467	51.593	2:18.797	+2.089	202.247	16:46:12.669
20	43.399	137.398	45.382	84.375	50.693	2:19.474	+2.766	199.262	16:48:32.143
21	42.218	142.519	44.727	95.915	50.902	2:17.847	+1.139	202.627	16:50:49.990

(90) Joao Mira Gomes

1	49.188	128.930	45.675	95.154	51.205	2:26.068	+10.548	159.292	16:02:30.183
2	45.817	136.384	44.909	96.948	50.120	2:20.846	+5.326	190.141	16:04:51.029
3	43.783	140.354	44.629	95.915	50.356	2:18.768	+3.248	190.141	16:07:09.797
4	44.207	149.838	43.896	99.174	49.785	2:17.888	+2.368	184.300	16:09:27.685
5	43.461	142.154	44.446	97.826	49.610	2:17.517	+1.997	183.986	16:11:45.202
6	43.781	140.889	44.261	101.029	49.439	2:17.481	+1.961	185.567	16:14:02.683

Chief of Timing & Scoring

Timegear

Race Director

Stewards

Licensed to: Autodromo Internacional do Algarve

Algarve Classic Festival 2013
HISTORIC ENDURANCE & CSS
AIA - FIA FAST/FAST 4.653 Km
RACE 1
19/10/2013 15:35

Race (50:00 Time) started at 15:59:59

Lap	S1	Spd P1	S2	Spd P2	S3	Lap Tm	Diff	MaxSpd	Time of Day
7	43.394	151.475	43.128	99.631	50.217	2:16.739	+1.219	187.175	16:16:19.422
8	45.454	149.032	43.270	97.385	50.602	2:19.326	+3.806	188.482	16:18:38.748
9	42.680	139.823	46.913	100.186	52.823	2:22.416	+6.896	192.171	16:21:01.164
10	42.808	149.838	43.294	105.779	49.418	2:15.520		188.811	16:23:16.684
p11	42.922	148.235	43.549	101.599		2:17.809	+2.289	187.500	16:25:34.493
12		125.430	47.095	89.627	52.206	4:00.955	+1:45.435		16:29:35.448
13	45.521	120.260	46.186	102.370	52.147	2:23.854	+8.334	180.905	16:31:59.302
14	46.172	115.260	46.355	99.265	51.868	2:24.395	+8.875	176.759	16:34:23.697
15	45.829	122.655	46.460	105.263	52.130	2:24.419	+8.899	179.700	16:36:48.116
16	44.413	130.601	45.931	88.020	52.148	2:22.492	+6.972	184.615	16:39:10.608
17	45.275	137.910	46.834	95.745	51.626	2:23.735	+8.215	175.610	16:41:34.343
18	43.745	123.200	47.613	99.723	50.232	2:21.590	+6.070	189.807	16:43:55.933
19	43.868	145.131	44.564	96.343	50.131	2:18.563	+3.043	187.500	16:46:14.496
20	43.719	136.049	44.661	91.681	49.684	2:18.064	+2.544	187.175	16:48:32.560
21	42.447	137.739	44.719	99.083	50.536	2:17.702	+2.182	192.171	16:50:50.262

(70) Mario Silva

1	46.168	163.540	42.395	98.811	49.199	2:17.762	+8.292	177.049	16:02:18.073
2	41.995	149.032	43.304	94.323	49.562	2:14.861	+5.391	203.774	16:04:32.934
3	41.798	141.972	43.058	99.907	49.470	2:14.326	+4.856	212.181	16:06:47.260
4	41.322	152.517	42.702	100.279	49.058	2:13.082	+3.612	212.598	16:09:00.342
5	41.211	154.429	42.563	103.152	48.526	2:12.300	+2.830	215.139	16:11:12.642
6	41.107	137.228	43.570	104.046	48.596	2:13.273	+3.803	216.000	16:13:25.915
7	40.639	139.122	42.350	106.090	48.285	2:11.274	+1.804	215.569	16:15:37.189
8	40.622	140.354	43.001	102.662	48.395	2:12.018	+2.548	215.569	16:17:49.207
9	40.699	151.475	42.618	105.675	52.062	2:15.379	+5.909	208.494	16:20:04.586
p10	43.267	126.143	48.803	103.349		2:33.530	+24.060	207.692	16:22:38.116
11		139.472	43.669	102.176	49.411	6:14.148	+4:04.678		16:28:52.264
12	41.181	152.938	42.843	98.630	50.368	2:14.392	+4.922	215.139	16:31:06.656
13	41.038	143.071	42.783	101.408	48.680	2:12.501	+3.031	215.569	16:33:19.157
14	42.073	78.140	44.619	104.348	48.640	2:15.332	+5.862	216.000	16:35:34.489
15	42.985	150.652	42.743	98.004	48.027	2:13.755	+4.285	207.692	16:37:48.244
16	40.896	148.633	42.952	100.840	48.716	2:12.564	+3.094	220.408	16:40:00.808
17	40.202	153.149	42.116	101.313	48.653	2:10.971	+1.501	218.623	16:42:11.779
18	41.692	149.233	42.378	100.372	48.308	2:12.378	+2.908	219.959	16:44:24.157
19	40.011	152.099	43.315	75.366	48.793	2:12.119	+2.649	223.140	16:46:36.276
20	40.426	132.950	42.959	96.774	48.258	2:11.643	+2.173	216.433	16:48:47.919
21	40.250	148.235	41.404	104.046	47.816	2:09.470		216.867	16:50:57.389

(31) Paul Hocking

1	49.369	127.448	47.175	93.426	52.355	2:28.899	+11.242	160.475	16:02:34.287
2	44.081	119.354	46.883	85.987	52.958	2:23.922	+6.265	209.709	16:04:58.209
3	44.874	135.550	46.487	82.067	51.733	2:23.094	+5.437	203.774	16:07:21.303
4	44.124	129.533	47.093	79.295	51.564	2:22.781	+5.124	196.007	16:09:44.084
5	44.262	125.430	46.740	78.947	52.202	2:23.204	+5.547	204.545	16:12:07.288
6	44.075	120.784	46.064	86.677	51.619	2:21.758	+4.101	209.302	16:14:29.046
7	43.774	124.724	46.126	82.632	51.762	2:21.662	+4.005	211.350	16:16:50.708
8	44.693	142.154	47.021	83.981	51.053	2:22.767	+5.110	206.107	16:19:13.475
9	43.127	129.080	45.789	86.400	52.082	2:20.998	+3.341	212.598	16:21:34.473

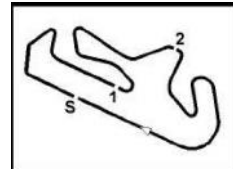
Chief of Timing & Scoring

Timegear

Race Director

Stewards

Licensed to: Autodromo Internacional do Algarve

**Algarve Classic Festival 2013**

HISTORIC ENDURANCE & CSS

AIA - FIA FAST/FAST 4.653 Km

RACE 1

19/10/2013 15:35

Race (50:00 Time) started at 15:59:59

Lap	S1	Spd P1	S2	Spd P2	S3	Lap Tm	Diff	MaxSpd	Time of Day
10	44.970	139.472	46.780	92.229	51.363	2:23.113	+5.456	206.501	16:23:57.586
11	44.620	128.482	46.297	82.759	53.491	2:24.408	+6.751	204.159	16:26:21.994
12	45.036	128.482	47.080	85.578	51.600	2:23.716	+6.059	196.364	16:28:45.710
13	44.606	128.780	46.007	87.734	52.601	2:23.214	+5.557	192.513	16:31:08.924
p14	50.137	126.431	47.307	86.747		2:33.878	+16.221	188.482	16:33:42.802
15		140.711	44.281	101.695	50.708	4:12.744	+1:55.087		16:37:55.546
16	41.852	139.647	45.353	97.826	51.273	2:18.478	+0.821	213.018	16:40:14.024
17	42.571	135.550	45.248	91.915	50.555	2:18.374	+0.717	210.526	16:42:32.398
18	41.741	144.000	45.875	91.448	51.444	2:19.060	+1.403	209.709	16:44:51.458
19	45.692	133.109	45.173	98.271	50.891	2:21.756	+4.099	211.350	16:47:13.214
20	42.424	110.991	45.951	101.029	50.276	2:18.651	+0.994	211.765	16:49:31.865
21	42.612	129.533	45.151	96.343	49.894	2:17.657		208.494	16:51:49.522

(3) Manuel Ferrao

1	51.603	130.909	48.836	85.308	54.220	2:34.659	+12.419	142.857	16:02:45.022
2	46.768	128.037	47.682	92.624	52.836	2:27.286	+5.046	176.471	16:05:12.308
3	45.016	131.219	47.174	84.573	52.688	2:24.878	+2.638	186.528	16:07:37.186
4	45.718	133.269	47.396	87.948	53.467	2:26.581	+4.341	188.153	16:10:03.767
5	44.760	133.430	47.222	91.681	52.639	2:24.621	+2.381	192.513	16:12:28.388
6	44.620	134.075	47.044	86.331	51.984	2:23.648	+1.408	190.476	16:14:52.036
7	44.890	133.430	47.550	90.000	51.624	2:24.064	+1.824	180.301	16:17:16.100
8	46.980	130.141	46.878	90.986	52.072	2:25.930	+3.690	187.175	16:19:42.030
9	44.947	131.843	47.922	81.509	52.998	2:25.867	+3.627	181.513	16:22:07.897
10	44.469	136.216	47.909	89.552	52.310	2:24.688	+2.448	188.811	16:24:32.585
11	44.932	136.720	47.354	92.308	51.872	2:24.158	+1.918	183.362	16:26:56.743
p12	44.878	137.398	47.378	72.924		2:26.575	+4.335	182.741	16:29:23.318
13		135.716	46.982	90.528	51.565	4:04.740	+1:42.500		16:33:28.058
14	43.941	121.313	47.254	90.680	52.745	2:23.940	+1.700	190.813	16:35:51.998
15	44.441	136.552	47.742	86.124	52.906	2:25.089	+2.849	191.150	16:38:17.087
16	43.912	139.472	46.633	89.552	51.695	2:22.240		189.142	16:40:39.327
17	43.847	126.143	47.680	91.216	51.943	2:23.470	+1.230	193.202	16:43:02.797
18	44.563	125.572	47.460	87.662	51.701	2:23.724	+1.484	186.207	16:45:26.521
19	44.641	127.010	47.025	92.704	51.868	2:23.534	+1.294	191.829	16:47:50.055
20	44.164	130.755	46.912	89.182	52.748	2:23.824	+1.584	192.513	16:50:13.879
21	44.715	127.742	48.076	88.670	53.050	2:25.841	+3.601	187.826	16:52:39.720

(38) Luis Delso

1	49.066	128.780	46.270	106.931	50.768	2:26.104	+7.123	164.885	16:02:30.897
2	44.878	132.950	46.000	102.467	50.936	2:21.814	+2.833	185.886	16:04:52.711
3	44.413	133.269	45.159	110.656	50.241	2:19.813	+0.832	191.829	16:07:12.524
4	44.608	128.780	45.170	104.854	49.518	2:19.296	+0.315	192.513	16:09:31.820
5	44.139	132.632	45.124	101.599	49.718	2:18.981		197.080	16:11:50.801
6	44.905	128.930	45.912	100.652	51.017	2:21.834	+2.853	191.489	16:14:12.635
7	44.224	125.857	45.453	103.547	50.354	2:20.031	+1.050	187.826	16:16:32.666
8	43.821	132.950	45.606	96.429	51.829	2:21.256	+2.275	190.141	16:18:53.922
9	43.931	129.080	46.113	102.273	51.730	2:21.774	+2.793	190.813	16:21:15.696
10	44.305	123.200	46.160	94.654	51.106	2:21.571	+2.590	189.142	16:23:37.267
p11	45.958	124.724	47.020	101.887		2:25.601	+6.620	178.512	16:26:02.868
12		130.755	51.354	96.000	54.880	4:17.426	+1:58.445		16:30:20.294

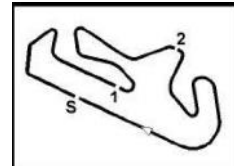
Chief of Timing & Scoring

Timegear

Race Director

Stewards

Licensed to: Autodromo Internacional do Algarve



Algarve Classic Festival 2013

HISTORIC ENDURANCE & CSS

AIA - FIA FAST/FAST 4.653 Km

RACE 1

19/10/2013 15:35

Race (50:00 Time) started at 15:59:59

Lap	S1	Spd P1	S2	Spd P2	S3	Lap Tm	Diff	MaxSpd	Time of Day
13	48.818	112.113	51.749	82.759	57.616	2:38.183	+19.202	172.249	16:32:58.477
14	49.273	125.147	51.260	81.818	56.941	2:37.474	+18.493	173.077	16:35:35.951
15	49.375	122.655	50.420	97.738	55.929	2:35.724	+16.743	175.325	16:38:11.675
16	47.550	129.231	49.489	94.571	57.028	2:34.067	+15.086	182.741	16:40:45.742
17	47.016	121.980	49.068	88.452	54.876	2:30.960	+11.979	177.924	16:43:16.702
18	46.508	123.200	48.386	99.815	56.168	2:31.062	+12.081	179.402	16:45:47.764
19	46.197	128.631	48.233	98.811	54.798	2:29.228	+10.247	181.513	16:48:16.992
20	48.916	105.903	50.086	96.171	55.673	2:34.675	+15.694	182.432	16:50:51.667
(115) ASM Team									
1	51.141	136.216	49.735	90.986	55.130	2:36.006	+11.075	151.899	16:02:43.943
2	48.896	129.533	46.772	98.630	53.853	2:29.521	+4.590	167.702	16:05:13.464
3	47.102	136.552	47.153	100.186	53.361	2:27.616	+2.685	175.610	16:07:41.080
4	46.342	138.427	47.103	95.238	52.369	2:25.814	+0.883	177.340	16:10:06.894
5	45.633	132.315	46.828	107.892	54.338	2:26.799	+1.868	181.513	16:12:33.693
6	47.190	130.755	46.750	100.093	53.058	2:26.998	+2.067	174.194	16:15:00.691
7	48.630	140.532	47.084	100.465	53.644	2:29.358	+4.427	177.924	16:17:30.049
8	46.902	132.473	48.243	93.750	53.427	2:28.572	+3.641	182.125	16:19:58.621
p9	45.869	146.087	47.481	101.791		2:51.034	+26.103	177.924	16:22:49.655
10		124.444	46.418	97.649	53.400	3:57.332	+1:32.401		16:26:46.987
11	46.003	127.156	47.562	101.029	53.029	2:26.594	+1.663	181.208	16:29:13.581
12	45.600	130.755	47.448	85.782	51.883	2:24.931		182.125	16:31:38.512
13	45.744	123.200	48.802	88.597	53.121	2:27.667	+2.736	185.249	16:34:06.179
14	46.993	121.980	46.898	96.861	52.450	2:26.341	+1.410	175.896	16:36:32.520
15	46.259	128.037	47.251	89.035	53.474	2:26.984	+2.053	178.218	16:38:59.504
16	48.030	132.315	46.644	91.525	53.013	2:27.687	+2.756	176.759	16:41:27.191
17	47.173	120.391	47.012	83.721	54.245	2:28.430	+3.499	167.702	16:43:55.621
18	46.502	135.550	45.584	94.654	52.953	2:25.039	+0.108	171.157	16:46:20.660
19	46.042	134.727	47.961	85.511	52.467	2:26.470	+1.539	178.512	16:48:47.130
20	50.901	108.706	47.984	95.915	52.723	2:31.608	+6.677	177.340	16:51:18.738
(841) John Hitch									
1	50.321	129.684	48.155	93.669	53.507	2:31.983	+7.136	166.667	16:02:38.202
2	46.193	124.865	48.761	104.147	53.581	2:28.535	+3.688	183.362	16:05:06.737
3	46.805	115.380	48.100	100.093	53.822	2:28.727	+3.880	186.207	16:07:35.464
4	47.704	117.086	48.106	93.264	53.345	2:29.155	+4.308	186.851	16:10:04.619
5	47.476	115.380	48.355	101.124	53.822	2:29.653	+4.806	183.986	16:12:34.272
6	46.070	119.741	48.029	101.029	52.964	2:27.063	+2.216	185.567	16:15:01.335
7	47.149	119.741	47.613	102.176	53.191	2:27.953	+3.106	181.818	16:17:29.288
8	47.215	126.143	48.267	98.361	52.921	2:28.403	+3.556	184.300	16:19:57.691
9	46.091	140.000	48.111	91.915	57.220	2:31.422	+6.575	183.051	16:22:29.113
p10	46.480	119.354	48.320	99.539		2:33.170	+8.323	183.051	16:25:02.283
11		125.714	47.736	102.759	52.400	4:07.850	+1:43.003		16:29:10.133
12	46.197	126.575	48.514	101.029	52.480	2:27.191	+2.344	185.886	16:31:37.324
13	46.378	116.962	49.543	85.174	54.187	2:30.108	+5.261	177.632	16:34:07.432
14	46.666	123.612	48.021	108.871	52.775	2:27.462	+2.615	179.402	16:36:34.894
15	45.666	118.715	47.479	106.614	53.306	2:26.451	+1.604	180.905	16:39:01.345
16	47.423	126.865	47.254	103.349	52.297	2:26.974	+2.127	170.347	16:41:28.319
17	46.578	112.569	50.574	99.083	52.772	2:29.924	+5.077	183.986	16:43:58.243

Algarve Classic Festival 2013**HISTORIC ENDURANCE & CSS**

AIA - FIA FAST/FAST 4.653 Km

RACE 1

19/10/2013 15:35

Race (50:00 Time) started at 15:59:59

Lap	S1	Spd P1	S2	Spd P2	S3	Lap Tm	Diff	MaxSpd	Time of Day
18	45.693	134.075	46.685	104.753	52.469	2:24.847		182.125	16:46:23.090
19	44.916	123.750	48.706	101.599	51.874	2:25.496	+0.649	180.602	16:48:48.586
20	50.551	101.725	49.752	91.837	52.422	2:32.725	+7.878	180.301	16:51:21.311
(1) Fernando Soares									
1	50.293	129.382	48.040	91.837	53.724	2:32.057	+6.221	160.000	16:02:37.898
2	47.987	131.686	48.152	84.772	54.647	2:30.786	+4.950	174.757	16:05:08.684
3	46.688	115.741	48.267	92.545	53.331	2:28.286	+2.450	178.512	16:07:36.970
4	48.151	133.430	50.950	88.743	53.229	2:32.330	+6.494	171.975	16:10:09.300
5	46.086	135.550	47.567	94.987	53.177	2:26.830	+0.994	173.633	16:12:36.130
6	46.063	135.385	47.565	95.491	53.179	2:26.807	+0.971	172.524	16:15:02.937
7	47.120	133.752	47.617	93.669	52.986	2:27.723	+1.887	170.616	16:17:30.660
8	47.157	129.080	47.962	86.957	53.344	2:28.463	+2.627	177.632	16:19:59.123
9	46.731	143.441	47.856	95.491	55.640	2:30.227	+4.391	176.183	16:22:29.350
p10	47.440	126.431	47.673	91.293		2:34.238	+8.402	175.325	16:25:03.588
11		132.157	47.506	99.723	53.797	4:08.658	+1:42.822		16:29:12.246
12	45.524	140.177	47.619	86.677	52.693	2:25.836		174.757	16:31:38.082
13	46.638	112.569	48.999	86.124	53.813	2:29.450	+3.614	175.041	16:34:07.532
14	47.597	128.780	47.812	93.831	52.983	2:28.392	+2.556	176.471	16:36:35.924
15	45.669	122.115	47.441	93.588	53.581	2:26.691	+0.855	175.325	16:39:02.615
16	47.247	129.382	47.275	92.784	52.892	2:27.414	+1.578	174.194	16:41:30.029
17	45.986	123.200	50.019	95.406	53.381	2:29.386	+3.550	178.218	16:43:59.415
18	46.091	138.947	47.101	95.070	53.088	2:26.280	+0.444	184.300	16:46:25.695
19	46.360	135.220	47.744	82.067	53.398	2:27.502	+1.666	172.249	16:48:53.197
20	46.416	103.820	49.861	89.404	53.371	2:29.648	+3.812	171.157	16:51:22.845
(91) Francisco Serrano									
1	47.948	136.720	44.704	115.508	49.112	2:21.764	+6.393	168.487	16:02:24.398
2	42.677	143.627	43.845	119.337	48.849	2:15.371		192.513	16:04:39.769
3	42.767	138.947	43.874	116.757	48.962	2:15.603	+0.232	196.721	16:06:55.372
4	42.999	150.652	44.599	109.422	49.078	2:16.676	+1.305	176.183	16:09:12.048
5	42.517	140.177	44.178	115.016	49.495	2:16.190	+0.819	198.165	16:11:28.238
6	43.311	140.711	44.333	107.463	49.474	2:17.118	+1.747	191.829	16:13:45.356
7	44.120	147.251	43.955	107.570	49.034	2:17.109	+1.738	188.153	16:16:02.465
8	42.560	144.000	44.097	114.650	50.270	2:16.927	+1.556	193.896	16:18:19.392
9	42.762	142.703	44.620	102.273	49.921	2:17.303	+1.932	194.245	16:20:36.695
10	43.460	152.099	45.229	101.313	49.186	2:17.875	+2.504	188.482	16:22:54.570
11	43.206	131.843	45.060	108.434	49.225	2:17.491	+2.120	191.150	16:25:12.061
p12	43.103	147.056	44.262	105.675		2:19.240	+3.869	183.986	16:27:31.301
13		113.840	58.637	76.379	1:02.057	5:12.175	+2:56.804		16:32:43.476
14	51.899	89.204	57.286	77.475	59.025	2:48.210	+32.839	166.924	16:35:31.686
15	50.212	112.569	52.729	85.987	55.177	2:38.118	+22.747	156.069	16:38:09.804
16	47.242	120.653	49.909	84.178	55.521	2:32.672	+17.301	177.924	16:40:42.476
17	46.794	132.157	49.176	83.851	55.145	2:31.115	+15.744	172.800	16:43:13.591
18	47.000	126.720	49.491	92.466	56.034	2:32.525	+17.154	166.667	16:45:46.116
19	45.800	128.482	48.948	90.680	53.262	2:28.010	+12.639	165.644	16:48:14.126
20	1:22.451	107.650	51.042	89.182	56.652	3:10.145	+54.774	148.556	16:51:24.271

(512) Pedro Alves Nogueira

Chief of Timing & Scoring

Timegear

Race Director

Stewards

Licensed to: Autodromo Internacional do Algarve

Algarve Classic Festival 2013
HISTORIC ENDURANCE & CSS
AIA - FIA FAST/FAST 4.653 Km
RACE 1
19/10/2013 15:35
Race (50:00 Time) started at 15:59:59

Lap	S1	Spd P1	S2	Spd P2	S3	Lap Tm	Diff	MaxSpd	Time of Day
1	51.452	128.482	50.694	86.193	55.294	2:37.440	+8.495	156.522	16:02:43.949
2	49.036	116.839	49.517	87.805	54.653	2:33.206	+4.261	172.249	16:05:17.155
3	46.611	119.354	49.939	76.650	55.096	2:31.646	+2.701	173.355	16:07:48.801
4	47.131	122.249	49.444	79.179	54.818	2:31.393	+2.448	171.429	16:10:20.194
5	46.635	125.006	48.697	84.112	54.385	2:29.717	+0.772	177.924	16:12:49.911
6	46.411	127.010	48.388	87.097	54.146	2:28.945		177.924	16:15:18.856
7	47.978	123.474	48.490	83.981	54.564	2:31.032	+2.087	177.924	16:17:49.888
8	48.940	122.249	48.567	99.723	55.366	2:32.873	+3.928	176.183	16:20:22.761
9	46.448	133.590	48.717	83.656	55.431	2:30.596	+1.651	179.104	16:22:53.357
p10	47.340	127.302	51.774	84.772		2:36.462	+7.517	167.183	16:25:29.819
11		113.374	50.370	94.406	54.502	4:11.356	+1:42.411		16:29:41.175
12	46.584	121.846	49.344	82.569	54.450	2:30.378	+1.433	178.512	16:32:11.553
13	46.157	127.595	48.697	88.816	55.140	2:29.994	+1.049	177.340	16:34:41.547
14	47.111	134.237	48.750	91.139	54.880	2:30.741	+1.796	177.049	16:37:12.288
15	46.182	132.315	48.160	82.067	55.090	2:29.432	+0.487	177.049	16:39:41.720
16	47.095	125.714	48.604	83.333	53.659	2:29.358	+0.413	171.975	16:42:11.078
17	46.009	138.082	50.224	77.810	54.359	2:30.592	+1.647	179.104	16:44:41.670
18	46.964	111.887	49.610	87.948	53.900	2:30.474	+1.529	179.402	16:47:12.144
19	46.495	121.712	48.876	83.077	54.054	2:29.425	+0.480	179.104	16:49:41.569
20	46.585	128.333	48.298	83.721	55.214	2:30.097	+1.152	179.104	16:52:11.666
(65) Rafael Sanchez Alcalá									
1	52.982	111.214	50.338	91.062	57.054	2:40.374	+10.934	156.069	16:02:55.616
2	48.909	124.166	48.333	100.372	53.820	2:31.062	+1.622	167.963	16:05:26.678
3	46.911	128.482	47.875	88.525	54.654	2:29.440		175.325	16:07:56.118
4	47.445	123.750	47.385	97.561	54.906	2:29.736	+0.296	181.513	16:10:25.854
5	49.067	125.857	48.004	89.256	54.822	2:31.893	+2.453	149.584	16:12:57.747
6	46.978	123.063	48.731	91.371	55.487	2:31.196	+1.756	176.183	16:15:28.943
7	48.520	112.912	51.348	83.205	55.594	2:35.462	+6.022	160.714	16:18:04.405
8	47.346	124.027	49.558	88.452	56.286	2:33.190	+3.750	177.924	16:20:37.595
p9	48.851	119.354	50.532	86.124		2:37.541	+8.101	164.885	16:23:15.136
10		123.612	49.183	83.916	55.956	4:16.534	+1:47.094		16:27:31.670
11	46.823	131.064	48.158	84.839	54.999	2:29.980	+0.540	170.886	16:30:01.650
12	47.758	111.887	49.986	93.184	56.575	2:34.319	+4.879	175.610	16:32:35.969
13	48.168	105.701	51.826	85.987	55.991	2:35.985	+6.545	173.355	16:35:11.954
14	48.211	121.446	49.026	88.816	55.959	2:33.196	+3.756	169.014	16:37:45.150
15	47.765	118.335	48.776	92.704	56.120	2:32.661	+3.221	174.194	16:40:17.811
16	49.336	110.991	50.202	87.948	55.738	2:35.276	+5.836	173.633	16:42:53.087
17	47.112	128.482	48.066	87.520	54.930	2:30.108	+0.668	173.355	16:45:23.195
18	47.580	127.889	49.722	101.887	56.021	2:33.323	+3.883	176.759	16:47:56.518
19	48.646	110.000	49.588	86.124	54.224	2:32.458	+3.018	162.406	16:50:28.976
(10) Monteiros Competicoes									
1	50.886	127.889	49.584	88.962	54.111	2:34.581	+7.817	135.849	16:02:44.120
2	47.054	132.632	47.501	97.122	53.147	2:27.702	+0.938	174.194	16:05:11.822
3	46.959	134.727	47.274	92.150	52.811	2:27.044	+0.280	164.885	16:07:38.866
p4	46.125	143.071	1:03.887	85.782		2:50.939	+24.175	178.512	16:10:29.805
5		133.752	50.704	85.919	54.427	3:07.031	+40.267		16:13:36.836
6	47.273	137.398	48.298	85.511	53.899	2:29.470	+2.706	175.325	16:16:06.306

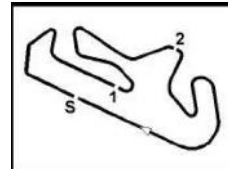
Chief of Timing & Scoring

Timegear

Race Director

Stewards

Licensed to: Autodromo Internacional do Algarve


Algarve Classic Festival 2013

HISTORIC ENDURANCE & CSS

AIA - FIA FAST/FAST 4.653 Km

RACE 1

19/10/2013 15:35

Race (50:00 Time) started at 15:59:59

Lap	S1	Spd P1	S2	Spd P2	S3	Lap Tm	Diff	MaxSpd	Time of Day
7	48.064	123.337	48.510	88.743	56.007	2:32.581	+5.817	173.633	16:18:38.887
8	47.158	133.913	49.188	85.919	53.757	2:30.103	+3.339	175.041	16:21:08.990
9	47.086	129.382	49.548	88.525	1:18.959	2:55.593	+28.829	171.975	16:24:04.583
10	48.230	114.309	50.306	89.627	55.135	2:33.671	+6.907	167.183	16:26:38.254
p11	48.110	127.010	49.325	84.047		2:33.014	+6.250	165.138	16:29:11.268
12		118.335	48.708	82.506	53.065	4:03.292	+1:36.528		16:33:14.560
13	46.739	95.586	48.843	78.204	52.374	2:27.956	+1.192	175.325	16:35:42.516
14	45.524	121.579	48.426	89.478	53.150	2:27.100	+0.336	181.208	16:38:09.616
15	46.730	124.584	47.853	86.124	53.050	2:27.633	+0.869	176.759	16:40:37.249
16	45.945	120.391	49.318	87.237	53.030	2:28.293	+1.529	176.759	16:43:05.542
17	46.267	129.533	47.705	85.987	52.792	2:26.764		166.924	16:45:32.306
18	46.184	128.930	48.519	83.527	53.395	2:28.098	+1.334	175.610	16:48:00.404
19	46.506	96.923	49.399	85.919	53.440	2:29.345	+2.581	177.632	16:50:29.749

(46) Carlos Manuel Santos

1	56.316	114.427	52.762	101.124	57.089	2:46.167	+17.541	123.853	16:02:53.610
2	49.641	124.166	50.918	101.599	55.217	2:35.776	+7.150	153.409	16:05:29.386
3	48.589	125.857	49.582	96.257	54.689	2:32.860	+4.234	160.954	16:08:02.246
4	49.805	121.846	51.093	94.737	55.599	2:36.497	+7.871	149.171	16:10:38.743
5	50.157	126.431	50.599	90.452	55.653	2:36.409	+7.783	147.743	16:13:15.152
6	49.975	118.209	50.130	99.539	57.032	2:37.137	+8.511	157.895	16:15:52.289
7	48.913	127.448	49.972	102.759	56.917	2:35.802	+7.176	158.824	16:18:28.091
8	48.949	127.448	49.977	94.406	56.798	2:35.724	+7.098	152.327	16:21:03.815
9	48.041	120.653	52.175	97.826	55.445	2:35.661	+7.035	160.237	16:23:39.476
10	48.897	128.185	50.206	99.723	56.166	2:35.269	+6.643	154.728	16:26:14.745
p11	49.435	123.474	51.682	96.085		2:37.751	+9.125	153.191	16:28:52.496
12		124.166	48.629	104.348	55.431	4:10.535	+1:41.909		16:33:03.031
13	47.222	127.742	49.478	89.035	55.024	2:31.724	+3.098	164.384	16:35:34.755
14	48.577	126.287	49.413	99.815	54.473	2:32.463	+3.837	162.162	16:38:07.218
15	47.787	139.647	48.288	98.901	54.911	2:30.986	+2.360	162.406	16:40:38.204
16	47.415	128.930	48.257	101.408	54.050	2:29.722	+1.096	166.154	16:43:07.926
17	46.776	132.000	48.465	101.124	53.993	2:29.234	+0.608	167.183	16:45:37.160
18	46.505	134.891	48.149	90.909	53.972	2:28.626		167.963	16:48:05.786
19	47.361	102.667	51.540	97.210	53.599	2:32.500	+3.874	166.924	16:50:38.286

(504) Fernando Gaspar

1	53.464	128.930	51.091	89.701	56.691	2:41.246	+7.819	139.175	16:02:47.716
2	48.942	141.069	49.963	104.147	55.987	2:34.892	+1.465	153.191	16:05:22.608
3	49.395	131.064	51.058	91.371	55.416	2:35.869	+2.442	151.473	16:07:58.477
4	48.969	141.609	48.956	97.915	55.726	2:33.651	+0.224	152.113	16:10:32.128
5	49.521	129.988	49.795	93.023	55.604	2:34.920	+1.493	149.584	16:13:07.048
6	49.029	139.472	49.104	98.182	55.574	2:33.707	+0.280	148.966	16:15:40.755
7	48.979	138.600	49.391	113.924	56.165	2:34.535	+1.108	153.846	16:18:15.290
8	50.098	136.720	50.152	85.646	55.155	2:35.405	+1.978	150.628	16:20:50.695
p9	50.647	131.219	51.229	95.406		2:39.011	+5.584	140.992	16:23:29.706
10		132.473	50.117	86.887	54.833	4:05.763	+1:32.336		16:27:35.469
11	48.774	137.568	49.837	87.449	55.133	2:33.744	+0.317	151.049	16:30:09.213
12	49.091	133.590	49.815	85.782	55.054	2:33.960	+0.533	151.261	16:32:43.173
13	49.440	136.049	50.424	80.477	55.020	2:34.884	+1.457	152.758	16:35:18.057

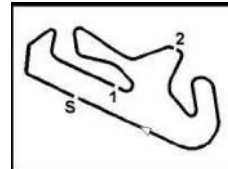
Chief of Timing & Scoring

Timegear

Race Director

Stewards

Licensed to: Autodromo Internacional do Algarve


Algarve Classic Festival 2013

HISTORIC ENDURANCE & CSS

AIA - FIA FAST/FAST 4.653 Km

RACE 1

19/10/2013 15:35

Race (50:00 Time) started at 15:59:59

Lap	S1	Spd P1	S2	Spd P2	S3	Lap Tm	Diff	MaxSpd	Time of Day
14	49.626	135.882	50.136	81.203	55.380	2:35.142	+1.715	150.628	16:37:53.199
15	49.177	139.122	49.745	80.838	54.889	2:33.811	+0.384	153.409	16:40:27.010
16	49.149	138.254	49.496	83.141	55.126	2:33.771	+0.344	151.899	16:43:00.781
17	49.450	138.082	49.985	82.949	55.160	2:34.595	+1.168	151.899	16:45:35.376
18	48.765	130.294	49.352	88.380	55.310	2:33.427		154.066	16:48:08.803
19	48.792	94.932	51.568	91.448	55.556	2:35.916	+2.489	154.950	16:50:44.719
(550) Jose Mota									
1	52.265	123.063	54.176	93.184	57.924	2:44.365	+16.239	143.046	16:02:59.761
2	49.629	127.448	51.180	100.372	57.563	2:38.372	+10.246	151.049	16:05:38.133
3	50.659	116.226	52.808	84.243	56.744	2:40.211	+12.085	160.237	16:08:18.344
4	48.734	115.500				2:40.651	+12.525	177.340	16:10:58.995
5	50.823	125.857	54.327	75.314	55.642	2:40.792	+12.666	156.295	16:13:39.787
6	48.131	136.384	52.107	88.743	57.004	2:37.242	+9.116	175.325	16:16:17.029
7	50.446	137.228	52.446	91.448	56.187	2:39.079	+10.953	171.157	16:18:56.108
8	47.892	120.916	51.032	90.226	55.740	2:34.664	+6.538	180.602	16:21:30.772
9	53.812	132.950	50.789	98.361	54.447	2:39.048	+10.922	166.667	16:24:09.820
10	48.943	132.790	48.866	97.649	56.087	2:33.896	+5.770	174.194	16:26:43.716
p11	48.892	130.601	49.462	105.469		2:37.820	+9.694	178.512	16:29:21.536
12		104.211	53.653	79.882	55.698	4:30.297	+2:02.171		16:33:51.833
13	48.411	114.074	50.578	85.106	54.596	2:33.585	+5.459	162.896	16:36:25.418
14	48.140	108.281	49.267	81.571	52.504	2:29.911	+1.785	174.475	16:38:55.329
15	46.726	113.607	48.844	84.047	56.279	2:31.849	+3.723	175.610	16:41:27.178
16	46.762	126.575	52.333	75.000	53.573	2:32.668	+4.542	171.429	16:43:59.846
17	46.394	109.349	49.764	83.981	53.119	2:29.277	+1.151	169.811	16:46:29.123
18	47.272	120.130	48.444	88.597	52.410	2:28.126		169.545	16:48:57.249
19	45.796	119.098	50.589	85.578	51.742	2:28.127	+0.001	177.924	16:51:25.376
(68) Salvador Albinana									
1	50.244	131.219	48.644	93.913	52.800	2:31.688	+7.334	148.966	16:02:39.973
2	45.534	141.609	47.703	95.322	53.861	2:27.098	+2.744	180.301	16:05:07.071
3	44.784	141.790	48.747	91.759	53.269	2:26.800	+2.446	184.300	16:07:33.871
4	45.488	140.532	47.318	97.122	52.615	2:25.421	+1.067	185.567	16:09:59.292
5	44.556	133.590	47.669	89.330	52.129	2:24.354		192.513	16:12:23.646
6	44.102	136.720	47.955	93.345	53.472	2:25.529	+1.175	199.262	16:14:49.175
7	45.329	144.375	47.870	104.046	52.710	2:25.909	+1.555	192.513	16:17:15.084
p8	1:35.864	124.584	53.718	72.241		3:40.756	+1:16.402	190.141	16:20:55.840
9		91.259	55.935	73.419	1:00.597	4:39.157	+2:14.803		16:25:34.997
10	52.183	109.349	52.240	72.581	1:00.245	2:44.668	+20.314	147.340	16:28:19.665
11	50.328	105.600	55.735	81.264	59.710	2:45.773	+21.419	157.434	16:31:05.438
12	50.899	114.074	53.110	80.000	58.377	2:42.386	+18.032	154.066	16:33:47.824
13	49.412	114.783	50.841	83.656	56.524	2:36.777	+12.423	156.977	16:36:24.601
14	48.445	100.892	52.067	82.695	55.981	2:36.493	+12.139	161.919	16:39:01.094
15	50.659	119.226	50.481	82.380	58.302	2:39.442	+15.088	167.702	16:41:40.536
16	46.876	113.258	49.228	86.469	55.082	2:31.186	+6.832	181.818	16:44:11.722
17	47.130	120.260	48.416	71.571	54.869	2:30.415	+6.061	173.633	16:46:42.137
18	46.448	117.832	50.779	83.981	54.481	2:31.708	+7.354	171.157	16:49:13.845
19	48.772	107.650	49.845	82.632	54.440	2:33.057	+8.703	164.634	16:51:46.902

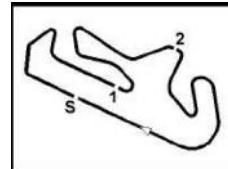
Chief of Timing & Scoring

Timegear

Race Director

Stewards

Licensed to: Autodromo Internacional do Algarve


Algarve Classic Festival 2013

HISTORIC ENDURANCE & CSS

AIA - FIA FAST/FAST 4.653 Km

RACE 1

19/10/2013 15:35

Race (50:00 Time) started at 15:59:59

Lap	S1	Spd P1	S2	Spd P2	S3	Lap Tm	Diff	MaxSpd	Time of Day
(538) Rui Moura									
1	55.687	133.430	51.736	93.913	58.430	2:45.853	+12.472	142.105	16:03:00.690
2	49.779	134.727	51.671	88.889	57.746	2:39.196	+5.815	165.899	16:05:39.886
3	49.560	121.579	52.533	81.020	58.126	2:40.219	+6.838	164.134	16:08:20.105
4	49.257	141.429	51.469	84.441	1:00.688	2:41.414	+8.033	162.896	16:11:01.519
5	49.977	135.055	53.170	85.511	57.432	2:40.579	+7.198	162.162	16:13:42.098
6	48.824	146.087	50.133	96.774	57.974	2:36.931	+3.550	163.636	16:16:19.029
7	48.816	142.154	51.056	94.077	56.768	2:36.640	+3.259	164.885	16:18:55.669
8	49.269	137.228	50.487	90.680	58.053	2:37.809	+4.428	162.896	16:21:33.478
9	48.604	143.627	49.618	96.257	56.418	2:34.640	+1.259	164.885	16:24:08.118
10	48.931	143.813	49.309	103.053	55.697	2:33.937	+0.556	160.714	16:26:42.055
p11	49.554	139.647	49.738	101.599		2:38.526	+5.145	162.162	16:29:20.581
12		110.000	50.938	101.695	56.644	4:30.466	+1:57.085		16:33:51.047
13	48.249	143.071	49.342	91.837	56.980	2:34.571	+1.190	161.435	16:36:25.618
14	48.746	126.720	50.857	97.561	57.091	2:36.694	+3.313	161.919	16:39:02.312
15	48.657	142.703	48.656	103.547	56.579	2:33.892	+0.511	166.924	16:41:36.204
16	48.058	134.400	49.931	94.077	57.256	2:35.245	+1.864	167.442	16:44:11.449
17	48.618	144.000	48.985	91.681	55.778	2:33.381		164.885	16:46:44.830
18	48.302	134.727	49.772	86.262	56.112	2:34.186	+0.805	165.391	16:49:19.016
19	48.487	134.400	49.775	96.429	55.542	2:33.804	+0.423	164.384	16:51:52.820
(516) Joao Diogo Lopes									
1	55.452	127.889	51.561	95.915	56.754	2:43.767	+7.792	135.000	16:02:53.678
2	51.254	126.431	50.597	107.784	56.160	2:38.011	+2.036	147.340	16:05:31.689
3	51.468	124.166	50.610	100.840	56.522	2:38.600	+2.625	141.176	16:08:10.289
4	50.225	138.427	50.281	98.361	56.104	2:36.610	+0.635	142.668	16:10:46.899
5	50.499	137.739	50.224	94.159	56.563	2:37.286	+1.311	140.625	16:13:24.185
6	50.481	139.472	50.395	101.218	56.618	2:37.494	+1.519	140.992	16:16:01.679
7	51.246	137.568	51.183	103.746	57.896	2:40.325	+4.350	139.715	16:18:42.004
8	49.434	137.739	50.253	96.688	56.288	2:35.975		147.541	16:21:17.979
p9	50.025	138.427	50.317	99.907		2:37.144	+1.169	142.668	16:23:55.123
10		133.269	51.093	90.150	56.432	4:17.309	+1:41.334		16:28:12.432
11	53.499	135.550	50.572	91.603	56.033	2:40.104	+4.129	137.056	16:30:52.536
12	51.155	117.582	51.161	97.385	57.082	2:39.398	+3.423	139.715	16:33:31.934
13	50.910	137.228	50.432	93.264	56.470	2:37.812	+1.837	137.931	16:36:09.746
14	50.832	137.568	50.315	93.750	56.231	2:37.378	+1.403	135.508	16:38:47.124
15	50.218	138.427	50.222	88.670	56.000	2:36.440	+0.465	141.919	16:41:23.564
16	50.655	113.028	53.298	85.782	55.752	2:39.705	+3.730	140.442	16:44:03.269
17	49.852	137.398	50.283	88.597	56.824	2:36.959	+0.984	145.553	16:46:40.228
18	50.989	122.384	51.393	90.075	57.399	2:39.781	+3.806	144.385	16:49:20.009
19	49.762	129.684	51.111	82.759	55.793	2:36.666	+0.691	146.341	16:51:56.675
(56) Monteiro Competicoes									
1	56.482	108.706	51.233	95.238	56.345	2:44.060	+13.809	130.277	16:02:53.907
2	48.346	123.200	48.434	94.241	53.471	2:30.251		162.896	16:05:24.158
3	48.711	115.983	49.905	90.075	55.997	2:34.613	+4.362	162.406	16:07:58.771
4	47.285	123.888	48.346	92.704	57.733	2:33.364	+3.113	161.194	16:10:32.135
5	49.420	114.902	51.783	90.452	1:00.879	2:42.082	+11.831	161.435	16:13:14.217
p6	52.161	109.457	51.864	89.925		2:46.687	+16.436	145.946	16:16:00.904

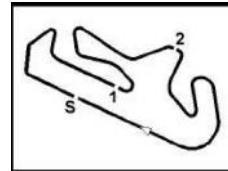
Chief of Timing & Scoring

Timegear

Race Director

Stewards

Licensed to: Autodromo Internacional do Algarve


Algarve Classic Festival 2013
HISTORIC ENDURANCE & CSS
AIA - FIA FAST/FAST 4.653 Km
RACE 1
19/10/2013 15:35
Race (50:00 Time) started at 15:59:59

Lap	S1	Spd P1	S2	Spd P2	S3	Lap Tm	Diff	MaxSpd	Time of Day
7		124.027	48.924	84.639	55.930	3:37.042	+1:06.791		16:19:37.946
8	47.412	122.384	51.161	90.301	57.440	2:36.013	+5.762	167.702	16:22:13.959
p9	51.885	118.209	52.404	89.850		2:44.273	+14.022	154.286	16:24:58.232
10		108.813	51.194	84.441	54.586	4:24.893	+1:54.642		16:29:23.125
11	50.895	112.000	50.679	89.850	56.263	2:37.837	+7.586	149.584	16:32:00.962
12	49.987	88.704	52.768	90.150	54.857	2:37.612	+7.361	153.846	16:34:38.574
13	50.967	112.000	50.429	96.171	53.261	2:34.657	+4.406	153.191	16:37:13.231
14	48.739	112.569	50.852	93.588	54.173	2:33.764	+3.513	152.975	16:39:46.995
15	48.608	112.569	50.515	85.443	53.857	2:32.980	+2.729	158.126	16:42:19.975
16	48.846	119.870	50.723	85.174	55.559	2:35.128	+4.877	156.069	16:44:55.103
17	51.377	106.411	50.503	88.743	54.125	2:36.005	+5.754	151.685	16:47:31.108
18	49.879	101.168	52.181	87.805	54.998	2:37.058	+6.807	149.378	16:50:08.166
19	49.564	113.490	51.937	84.178	54.527	2:36.028	+5.777	148.556	16:52:44.194

(507) Madalena Mayer Gaspar

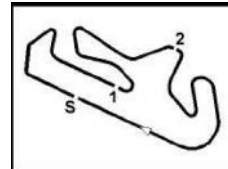
1	53.567	117.832	53.340	82.695	57.546	2:44.453	+9.027	151.049	16:02:58.362
2	50.802	129.382	52.759	91.139	57.837	2:41.398	+5.972	158.358	16:05:39.760
3	51.070	133.430	51.864	85.241	58.051	2:40.985	+5.559	158.126	16:08:20.745
4	49.923	142.519	50.895	83.462	59.716	2:40.534	+5.108	155.844	16:11:01.279
5	51.017	133.913	52.549	79.179	57.548	2:41.114	+5.688	155.844	16:13:42.393
6	50.382	143.441	50.530	94.820	56.461	2:37.373	+1.947	163.389	16:16:19.766
7	49.400	144.375	51.531	84.906	57.500	2:38.431	+3.005	162.896	16:18:58.197
8	49.090	142.154	50.047	92.387	56.289	2:35.426		158.590	16:21:33.623
9	50.510	138.427	50.545	88.743	56.917	2:37.972	+2.546	163.636	16:24:11.595
p10	49.681	138.254	50.260	88.452		2:36.848	+1.422	158.590	16:26:48.443
11		118.462	54.765	82.317	1:00.599	4:24.584	+1:49.158		16:31:13.027
12	54.598	96.670	55.098	72.435	59.325	2:49.021	+13.595	149.792	16:34:02.048
13	55.944	115.983	54.944	73.973	58.055	2:48.943	+13.517	136.536	16:36:50.991
14	53.410	120.391	53.229	76.056	57.846	2:44.485	+9.059	146.540	16:39:35.476
15	51.902	124.584	54.045	89.552	58.353	2:44.300	+8.874	150.209	16:42:19.776
16	52.282	129.382	52.889	83.656	58.472	2:43.643	+8.217	152.975	16:45:03.419
17	51.798	130.601	52.039	89.478	58.024	2:41.861	+6.435	152.975	16:47:45.280
18	53.031	102.572	53.124	83.851	57.164	2:43.319	+7.893	152.542	16:50:28.599
p19	1:00.800	84.127	1:02.988	68.484		3:16.826	+41.400	111.570	16:53:45.425

(2) AECD

1	55.143	118.335	53.926	83.786	58.860	2:47.929	+9.163	150.838	16:03:04.218
2	51.543	131.686	53.891	76.217	58.752	2:44.186	+5.420	159.527	16:05:48.404
3	51.229	114.309	54.043	74.896	58.934	2:44.206	+5.440	157.895	16:08:32.610
4	52.563	122.519	54.033	79.237	59.913	2:46.509	+7.743	165.644	16:11:19.119
5	50.961	123.063	53.837	84.906	59.326	2:44.124	+5.358	157.664	16:14:03.243
6	50.431	115.620	53.661	81.880	59.828	2:43.920	+5.154	165.644	16:16:47.163
7	51.362	122.791	53.147	82.569	58.910	2:43.419	+4.653	169.545	16:19:30.582
8	50.749	124.444	53.361	79.470	59.471	2:43.581	+4.815	161.194	16:22:14.163
p9	50.544	127.742	52.184	87.237		2:45.813	+7.047	166.667	16:24:59.976
10		130.601	53.371	89.182	1:00.089	4:18.871	+1:40.105		16:29:18.847
11	50.088	126.431	54.892	83.527	59.485	2:44.465	+5.699	162.651	16:32:03.312
12	49.846	113.143	53.312	85.511	57.908	2:41.066	+2.300	169.811	16:34:44.378
13	49.893	133.913	51.618	94.159	57.255	2:38.766		163.885	16:37:23.144

Chief of Timing & Scoring
Timegear
Race Director
Stewards

Licensed to: Autodromo Internacional do Algarve


Algarve Classic Festival 2013

HISTORIC ENDURANCE & CSS

AIA - FIA FAST/FAST 4.653 Km

RACE 1

19/10/2013 15:35

Race (50:00 Time) started at 15:59:59

Lap	S1	Spd P1	S2	Spd P2	S3	Lap Tm	Diff	MaxSpd	Time of Day
14	49.807	120.391	53.114	78.832	58.657	2:41.578	+2.812	167.442	16:40:04.722
15	49.796	125.572	52.245	89.776	57.381	2:39.422	+0.656	165.644	16:42:44.144
16	49.844	116.471	53.150	82.949	56.930	2:39.924	+1.158	161.677	16:45:24.068
17	51.063	123.337	53.064	85.308	57.894	2:42.021	+3.255	164.634	16:48:06.089
18	50.503	103.433	53.782	88.380	58.549	2:42.834	+4.068	156.522	16:50:48.923

(546) Radical Seguros

1	56.462	118.209	56.239	87.237	1:00.620	2:53.321	+17.221	134.161	16:03:08.931
2	53.826	118.588	55.483	81.818	1:00.804	2:50.113	+14.013	140.992	16:05:59.044
3	54.109	113.490	55.395	81.142	1:02.165	2:51.669	+15.569	149.171	16:08:50.713
4	56.283	115.983	55.856	86.817	1:02.662	2:54.801	+18.701	144.385	16:11:45.514
5	53.949	127.448	55.331	79.823	1:01.715	2:50.995	+14.895	146.939	16:14:36.509
6	54.495	122.384	56.967	85.511	1:00.331	2:51.793	+15.693	138.107	16:17:28.302
7	56.010	114.902	56.500	79.237	1:00.321	2:52.831	+16.731	140.078	16:20:21.133
8	53.284	128.631	54.384	83.981	1:00.054	2:47.722	+11.622	149.378	16:23:08.855
p9	54.429	108.813	55.257	84.839		2:52.415	+16.315	136.882	16:26:01.270
10		131.843	52.314	95.322	58.651	4:21.973	+1:45.873		16:30:23.243
11	50.872	123.612	51.583	92.466	57.296	2:39.751	+3.651	154.286	16:33:02.994
12	49.709	129.836	50.771	93.426	57.552	2:38.032	+1.932	156.749	16:35:41.026
13	50.151	134.400	50.548	102.273	56.617	2:37.316	+1.216	153.627	16:38:18.342
14	49.704	135.385	50.353	96.085	56.809	2:36.866	+0.766	154.950	16:40:55.208
15	49.673	137.739	49.978	100.093	56.449	2:36.100		154.950	16:43:31.308
16	49.161	137.910	51.234	85.646	56.090	2:36.485	+0.385	155.172	16:46:07.793
17	50.341	120.784	50.789	88.307	56.869	2:37.999	+1.899	151.049	16:48:45.792
18	52.719	112.454	53.235	95.745	55.945	2:41.899	+5.799	154.950	16:51:27.691

(25) Martin Aubert

1	52.758	121.980	52.843	81.081	56.582	2:42.183	+8.847	161.194	16:02:57.159
2	49.390	135.716	50.842	90.528	55.910	2:36.142	+2.806	168.224	16:05:33.301
3	48.633	130.294	50.989	87.379	56.058	2:35.680	+2.344	164.885	16:08:08.981
4	47.454	126.000	51.968	85.106	55.837	2:35.259	+1.923	177.340	16:10:44.240
5	48.035	133.109	50.464	90.301	56.609	2:35.108	+1.772	170.347	16:13:19.348
6	48.467	120.784	51.110	85.241	56.254	2:35.831	+2.495	168.224	16:15:55.179
7	47.494	131.686	50.330	87.662	55.512	2:33.336		171.975	16:18:28.515
8	47.091	130.141	50.404	89.109	56.551	2:34.046	+0.710	176.471	16:21:02.561
9	48.627	113.840	56.382	80.717	56.762	2:41.771	+8.435	173.633	16:23:44.332
p10	48.851	120.653	53.536	89.627		2:46.133	+12.797	168.750	16:26:30.465
11		104.015	1:00.132	78.488	1:02.580	4:39.957	+2:06.621		16:31:10.422
12	56.422	92.787	59.552	77.642	1:00.386	2:56.360	+23.024	127.358	16:34:06.782
13	55.562	107.234	57.177	83.269	1:00.578	2:53.317	+19.981	126.761	16:37:00.099
14	55.525	100.163	59.196	79.353	1:02.206	2:56.927	+23.591	131.227	16:39:57.026
15	55.383	99.802	57.130	86.193	1:01.363	2:53.876	+20.540	129.496	16:42:50.902
16	55.307	102.099	1:02.670	78.545	1:04.935	3:02.912	+29.576	139.896	16:45:53.814
17	1:02.382	97.263	1:02.297	77.419	1:07.076	3:11.755	+38.419	111.570	16:49:05.569
18	1:01.971	96.923	1:01.888	79.237	1:11.045	3:14.904	+41.568	109.645	16:52:20.473

(525) Fabrica Italiana

1	54.294	114.902	52.511	85.443	57.075	2:43.880	+10.794	136.709	16:02:56.654
2	50.747	122.655	50.596	87.449	56.157	2:37.500	+4.414	161.435	16:05:34.154

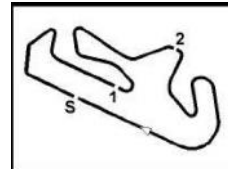
Chief of Timing & Scoring

Timegear

Race Director

Stewards

Licensed to: Autodromo Internacional do Algarve


Algarve Classic Festival 2013

HISTORIC ENDURANCE & CSS

AIA - FIA FAST/FAST 4.653 Km

RACE 1

19/10/2013 15:35

Race (50:00 Time) started at 15:59:59

Lap	S1	Spd P1	S2	Spd P2	S3	Lap Tm	Diff	MaxSpd	Time of Day
3	48.625	129.836	50.420	89.256	56.630	2:35.675	+2.589	163.389	16:08:09.829
4	48.653	123.612	50.292	82.695	55.873	2:34.818	+1.732	167.702	16:10:44.647
5	48.670	135.055	49.779	88.020	56.850	2:35.299	+2.213	171.429	16:13:19.946
6	50.580	136.049	49.403	87.027	55.488	2:35.471	+2.385	169.811	16:15:55.417
7	48.090	133.430	49.899	89.478	56.091	2:34.080	+0.994	173.913	16:18:29.497
8	48.890	134.727	53.256	93.506	54.733	2:36.879	+3.793	169.811	16:21:06.376
9	47.848	131.530	50.341	86.957	54.897	2:33.086		173.913	16:23:39.462
p10	47.837	133.913	49.026	99.448		2:35.553	+2.467	172.800	16:26:15.015
11		108.281	52.257	83.786	57.361	4:33.657	+2:00.571		16:30:48.672
12	49.341	109.241	52.658	79.823	56.095	2:38.094	+5.008	172.524	16:33:26.766
13	49.000	117.458	51.886	85.443	56.431	2:37.317	+4.231	171.157	16:36:04.083
14	49.613	121.446	52.033	81.818	55.141	2:36.787	+3.701	170.886	16:38:40.870
15	48.475	115.741	52.483	80.477	55.401	2:36.359	+3.273	171.701	16:41:17.229
16	49.142	121.313	52.086	82.506	55.796	2:37.024	+3.938	168.750	16:43:54.253
17	51.586	109.891	53.011	75.524	55.845	2:40.442	+7.356	173.077	16:46:34.695

(16) Jasper Izaks

1	53.285	123.612	51.495	93.264	54.817	2:39.597	+7.431	147.139	16:02:50.187
2	48.313	124.444	49.206	92.150	55.112	2:32.631	+0.465	172.249	16:05:22.818
3	48.475	125.857	49.228	87.876	56.182	2:33.885	+1.719	172.524	16:07:56.703
4	49.332	121.048	49.906	89.109	55.583	2:34.821	+2.655	163.142	16:10:31.524
5	49.154	132.315	49.449	87.167	55.045	2:33.648	+1.482	165.899	16:13:05.172
6	48.773	123.200	50.022	85.782	54.582	2:33.377	+1.211	164.885	16:15:38.549
7	47.963	132.157	50.014	87.734	54.850	2:32.827	+0.661	166.667	16:18:11.376
8	47.810	132.473	49.278	85.646	55.524	2:32.612	+0.446	165.899	16:20:43.988
9	48.589	128.037	48.884	87.097	54.693	2:32.166		164.634	16:23:16.154
10	48.270	124.305	49.879	90.075	55.547	2:33.696	+1.530	165.644	16:25:49.850
11	48.344	124.027	49.704	82.822	54.712	2:32.760	+0.594	165.391	16:28:22.610
p12	48.529	120.260	50.327	90.150		2:39.789	+7.623	164.885	16:31:02.399
13		128.037	53.930	79.063	57.577	6:02.831	+3:30.665		16:37:05.230
14	50.376	118.462	55.254	71.809	57.087	2:42.717	+10.551	163.389	16:39:47.947
15	49.531	120.916	51.904	77.810	56.629	2:38.064	+5.898	164.885	16:42:26.011

(567) Joao Vascocelos

1	59.024	113.143	56.048	78.603	1:00.577	2:55.649	+2.244	128.114	16:03:13.547
2	56.867	115.500	56.884	78.035	1:01.376	2:55.127	+1.722	129.652	16:06:08.674
3	56.984	119.226	55.941	78.832	1:00.944	2:53.869	+0.464	132.353	16:09:02.543
4	56.570	116.962	57.192	82.067	1:01.151	2:54.913	+1.508	130.751	16:11:57.456
5	56.290	116.226	56.379	83.013	1:00.783	2:53.452	+0.047	134.328	16:14:50.908
6	56.355	121.446	56.434	77.754	1:00.907	2:53.696	+0.291	133.995	16:17:44.604
7	57.146	120.653	56.187	76.110	1:00.567	2:53.900	+0.495	133.005	16:20:38.504
8	56.306	123.063	56.486	82.005	1:00.613	2:53.405		132.515	16:23:31.909
p9	55.742	119.612	56.456	81.203		2:56.166	+2.761	131.547	16:26:28.075
10		100.253	58.268	87.805	1:02.750	4:44.866	+1:51.461		16:31:12.941
11	57.571	90.811	58.219	86.400	1:00.818	2:56.608	+3.203	135.169	16:34:09.549
12	57.682	101.076	1:04.176	85.241	1:02.877	3:04.735	+11.330	134.831	16:37:14.284
13	57.534	108.281	59.602	90.075	1:02.187	2:59.323	+5.918	131.068	16:40:13.607
14	59.659	110.548	58.321	80.119	1:04.201	3:02.181	+8.776	132.029	16:43:15.788
p15	59.016	115.741	1:04.083	74.329		3:18.063	+24.658	131.547	16:46:33.851

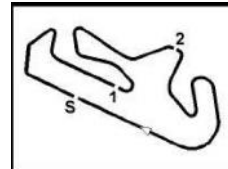
Chief of Timing & Scoring

Timegear

Race Director

Stewards

Licensed to: Autodromo Internacional do Algarve


Algarve Classic Festival 2013

HISTORIC ENDURANCE & CSS

AIA - FIA FAST/FAST 4.653 Km

RACE 1

19/10/2013 15:35

Race (50:00 Time) started at 15:59:59

Lap	S1	Spd P1	S2	Spd P2	S3	Lap Tm	Diff	MaxSpd	Time of Day
(39) Fabrica Italiana									
1	49.246	132.790	46.412	92.545	51.309	2:26.967	+9.152	166.667	16:02:30.024
2	45.211	148.235	45.406	93.995	51.957	2:22.574	+4.759	188.482	16:04:52.598
3	45.355	141.248	45.869	89.330	50.991	2:22.215	+4.400	185.567	16:07:14.813
4	44.427	156.610	45.585	83.916	51.709	2:21.721	+3.906	185.567	16:09:36.534
5	44.322	144.752	45.764	91.759	50.921	2:21.007	+3.192	184.932	16:11:57.541
6	44.317	139.472	45.678	86.469	51.527	2:21.522	+3.707	184.932	16:14:19.063
7	46.150	139.296	46.298	87.948	52.804	2:25.252	+7.437	186.528	16:16:44.315
8	45.884	143.441	46.092	91.525	51.775	2:23.751	+5.936	183.673	16:19:08.066
9	44.633	150.041	46.067	89.925	52.905	2:23.605	+5.790	184.300	16:21:31.671
p10	45.106	147.251	46.420	92.545		2:24.667	+6.852	186.207	16:23:56.338
11		145.131	45.019	89.701	50.723	4:00.519	+1:42.704		16:27:56.857
12	43.177	149.636	44.824	97.122	50.907	2:18.908	+1.093	184.932	16:30:15.765
13	44.482	137.739	45.129	95.406	50.351	2:19.962	+2.147	187.500	16:32:35.727
14	43.137	153.361	44.724	97.210	49.954	2:17.815		184.615	16:34:53.542
(515) Francisco Amaral Leitao									
1	58.181	101.260	55.652	91.759	58.027	2:51.860	+14.076	119.601	16:03:01.559
2	53.202	124.865	52.869	102.176	58.487	2:44.558	+6.774	142.480	16:05:46.117
3	51.918	128.631	52.419	95.322	57.942	2:42.279	+4.495	148.556	16:08:28.396
4	52.447	134.400	51.811	90.833	58.264	2:42.522	+4.738	146.540	16:11:10.918
5	51.941	125.430	51.577	97.473	58.898	2:42.416	+4.632	150.418	16:13:53.334
6	54.084	126.143	52.242	92.072	58.760	2:45.086	+7.302	145.357	16:16:38.420
7	52.749	124.584	52.397	92.784	58.597	2:43.743	+5.959	146.143	16:19:22.163
p8	51.521	128.482	52.844	95.070		2:44.682	+6.898	147.945	16:22:06.845
9		132.632	50.461	103.349	56.885	4:13.448	+1:35.664		16:26:20.293
10	50.742	135.055	50.081	101.887	56.961	2:37.784		146.143	16:28:58.077
11	50.573	134.563	50.118	111.686	57.283	2:37.974	+0.190	146.143	16:31:36.051
p12	51.432	133.109	54.231	81.081		3:09.200	+31.416	141.176	16:34:45.251
(520) Fabrica Italiana									
1	50.168	128.631	47.792	102.370	52.610	2:30.570	+5.682	159.292	16:02:35.483
2	47.188	126.865	48.664	104.046	53.765	2:29.617	+4.729	179.104	16:05:05.100
3	46.702	134.237	49.241	86.262	53.646	2:29.589	+4.701	179.104	16:07:34.689
4	47.536	135.220	48.631	94.571	52.942	2:29.109	+4.221	177.049	16:10:03.798
5	47.770	129.836	47.241	108.871	54.747	2:29.758	+4.870	174.194	16:12:33.556
6	45.852	133.913	46.492	107.143	52.544	2:24.888		179.104	16:14:58.444
7	46.612	138.254	47.153	101.124	53.149	2:26.914	+2.026	176.183	16:17:25.358
8	46.726	130.755	46.995	106.509	54.534	2:28.255	+3.367	178.218	16:19:53.613
9	46.396	133.590	47.369	104.449	54.529	2:28.294	+3.406	172.524	16:22:21.907
10	46.264	131.843	49.217	93.103	54.194	2:29.675	+4.787	173.355	16:24:51.582
p11	46.758	130.601	47.321	97.738		2:33.895	+9.007	176.471	16:27:25.477
(50) Jose Filipe Nogueira									
1	54.693	119.226	52.217	90.150	1:01.180	2:48.090	+14.217	130.593	16:02:55.954
2	52.213	121.980	51.701	90.756	1:00.508	2:44.422	+10.549	153.409	16:05:40.376
3	51.013	120.916	52.947	87.662	57.092	2:41.052	+7.179	154.066	16:08:21.428
4	49.942	137.058	51.791	86.262	58.941	2:40.674	+6.801	156.295	16:11:02.102

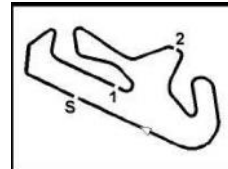
Chief of Timing & Scoring

Timegear

Race Director

Stewards

Licensed to: Autodromo Internacional do Algarve


Algarve Classic Festival 2013

HISTORIC ENDURANCE & CSS

AIA - FIA FAST/FAST 4.653 Km

RACE 1

19/10/2013 15:35

Race (50:00 Time) started at 15:59:59

Lap	S1	Spd P1	S2	Spd P2	S3	Lap Tm	Diff	MaxSpd	Time of Day
5	51.755	121.712	52.186	88.163	57.231	2:41.172	+7.299	143.617	16:13:43.274
6	49.772	122.791	50.936	91.448	57.343	2:38.051	+4.178	158.358	16:16:21.325
7	48.991	129.836	51.334	91.837	57.635	2:37.960	+4.087	169.545	16:18:59.285
8	49.007	133.752	49.978	93.023	56.784	2:35.769	+1.896	160.475	16:21:35.054
9	49.662	121.313	51.564	88.525	56.097	2:37.323	+3.450	169.811	16:24:12.377
10	48.319	137.568	48.646	98.720	57.171	2:34.136	+0.263	162.162	16:26:46.513
11	49.150	137.568	49.365	90.528	55.358	2:33.873		174.194	16:29:20.386
(500) Pedro Correia Mendes									
1	54.121	108.070	50.953	98.004	54.914	2:39.988	+10.075	141.732	16:02:49.856
2	47.438	132.950	48.462	104.854	56.505	2:32.405	+2.492	166.667	16:05:22.261
3	47.019	121.712	48.607	97.122	55.307	2:30.933	+1.020	170.886	16:07:53.194
4	47.164	132.315	48.598	94.323	54.327	2:30.089	+0.176	169.545	16:10:23.283
5	47.184	129.382	48.445	92.229	54.847	2:30.476	+0.563	166.410	16:12:53.759
6	46.928	125.714	48.273	92.150	54.712	2:29.913		170.616	16:15:23.672
7	46.654	130.601	47.861	98.004	55.648	2:30.163	+0.250	169.811	16:17:53.835
8	46.957	127.889	48.573	90.986	54.482	2:30.012	+0.099	162.162	16:20:23.847
p9	48.812	131.686	53.513	81.448		2:47.992	+18.079	169.014	16:23:11.839
(35) Juan Carlos Zorrilla									
1	48.905	131.219	48.124	91.915	50.981	2:28.010	+8.874	163.885	16:02:29.347
2	43.922	130.294	45.748	86.400	50.787	2:20.457	+1.321	203.008	16:04:49.804
3	43.284	129.988	45.988	87.097	51.294	2:20.566	+1.430	202.247	16:07:10.370
4	44.119	141.609	45.633	92.943	50.476	2:20.228	+1.092	198.895	16:09:30.598
5	42.614	144.187	45.180	90.528	51.903	2:19.697	+0.561	203.390	16:11:50.295
6	44.522	146.861	45.506	91.139	50.735	2:20.763	+1.627	196.364	16:14:11.058
7	42.817	137.568	45.448	91.448	50.871	2:19.136		201.493	16:16:30.194
8	43.079	148.633	46.873	91.139	52.379	2:22.331	+3.195	202.247	16:18:52.525
(62) Jorge Correia									
1	48.910	131.686	49.864	82.192	54.428	2:33.202	+8.879	145.161	16:02:43.427
2	45.930	122.927	47.753	95.745	52.814	2:26.497	+2.174	171.975	16:05:09.924
3	45.234	123.337	47.308	94.654	52.399	2:24.941	+0.618	180.602	16:07:34.865
4	45.491	121.712	46.843	95.491	51.989	2:24.323		177.340	16:09:59.188
5	45.521	115.983	47.269	90.528	51.879	2:24.669	+0.346	185.249	16:12:23.857
6	44.878	123.200	47.006	85.308	52.850	2:24.734	+0.411	182.432	16:14:48.591
7	46.499	134.563	47.353	91.293	52.543	2:26.395	+2.072	188.482	16:17:14.986
p8	1:05.734	95.917	1:01.851	78.603		3:20.096	+55.773	182.432	16:20:35.082
(45) Pedro Pitta									
1	51.870	128.185	49.496	85.987	55.658	2:37.024	+10.051	157.895	16:02:45.175
2	47.849	141.069	48.079	90.226	52.664	2:28.592	+1.619	186.528	16:05:13.767
3	45.747	140.000	47.856	86.677	1:46.733	3:20.336	+53.363	189.142	16:08:34.103
4	48.611	145.131	48.692	95.575	54.450	2:31.753	+4.780	166.924	16:11:05.856
5	46.382	129.684	51.394	82.005	53.927	2:31.703	+4.730	187.826	16:13:37.559
6	45.575	147.643	47.556	92.150	53.842	2:26.973		188.153	16:16:04.532
7	45.132	140.889	49.257	78.488	54.388	2:28.777	+1.804	186.207	16:18:33.309
8	45.870	134.075	50.609	90.986	54.482	2:30.961	+3.988	183.362	16:21:04.270

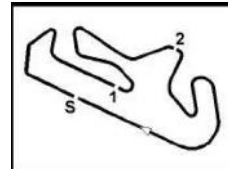
Chief of Timing & Scoring

Timegear

Race Director

Stewards

Licensed to: Autodromo Internacional do Algarve


Algarve Classic Festival 2013

HISTORIC ENDURANCE & CSS

AIA - FIA FAST/FAST 4.653 Km

RACE 1

19/10/2013 15:35

Race (50:00 Time) started at 15:59:59

Lap	S1	Spd P1	S2	Spd P2	S3	Lap Tm	Diff	MaxSpd	Time of Day
(33) Luis Sousa Ribeiro									
1	48.037	130.141	45.760	107.037	50.800	2:24.597	+5.412	177.632	16:02:28.117
2	44.555	136.049	45.756	105.058	51.832	2:22.143	+2.958	185.249	16:04:50.260
3	44.590	127.889	46.174	98.992	50.439	2:21.203	+2.018	191.150	16:07:11.463
4	44.051	138.773	44.960	101.408	50.347	2:19.358	+0.173	186.207	16:09:30.821
5	42.864	135.716	45.289	103.746	51.032	2:19.185		200.000	16:11:50.006
6	45.138	142.887	46.733	95.070	51.993	2:23.864	+4.679	191.489	16:14:13.870
p7	46.482	132.157	48.148	105.986		2:33.026	+13.841	196.007	16:16:46.896
(12) Stefano Proietti									
1	53.191	112.912	51.221	95.830	56.342	2:40.754	+6.396	132.678	16:02:51.951
2	48.585	123.750	49.717	97.122	56.056	2:34.358		168.750	16:05:26.309
3	49.507	127.595	49.746	97.561	55.615	2:34.868	+0.510	166.410	16:08:01.177
p4	50.319	120.784	50.439	94.737		2:40.967	+6.609	142.292	16:10:42.144
(75) Alain Cornaglia									
1	55.479	98.298	53.954	85.919	1:00.038	2:49.471		133.498	16:03:07.291
p2	53.380	105.100	55.233	79.005		3:44.801	+55.330	157.664	16:06:52.092
(88) Luis Lopez									
p1	47.593	137.058	59.137	81.448		2:57.912		173.077	16:02:59.832
p2		103.529	1:02.902	77.810		11:43.158	+8:45.246		16:14:42.990

Algarve Classic Festival 2013

HISTORIC ENDURANCE & CSS

AIA - FIA FAST/FAST 4.653 Km

RACE 1

19/10/2013 15:35

Race (50:00 Time) started at 15:59:59

Competitors	Laps																						
	0	1	2	3	4	5	6	7	8	9	10	11	12	13	14	15	16	17	18	19	20	21	22
Paul Pochciol (77)	1	77	67	67	67	67	67	67	67	67	67	67	67	67	67	14	14	14	14	14	14	14	14
Mario Silva (70)	2	70	70	70	70	70	70	70	70	70	14	14	14	14	14	67	67	63	63	63	63	63	63
Jesus Fuster (63)	3	63	63	63	63	63	63	63	63	63	63	63	63	63	63	63	63	67	19	19	19	19	19
Paulo Antunes (61)	4	61	77	19	19	14	14	14	14	14	14	19	19	19	19	19	19	19	67	67	67	67	67
Juan Carlos Zorrilla (35)	5	35	19	77	91	19	19	19	19	19	19	70	91	91	31	31	61	61	61	61	61	61	42
Allen Dice (19)	6	19	91	91	14	91	91	91	91	91	91	91	90	61	61	61	42	42	77	42	42	42	77
Luis Lopez (88)	7	88	61	14	77	77	42	42	42	42	42	42	77	31	77	77	77	42	77	77	77	77	61
Georg Nolte (67)	8	67	42	61	42	42	77	77	24	24	24	90	61	3	90	42	90	90	24	24	24	24	24
Francisco Serrano (91)	9	91	24	42	61	61	24	24	77	77	77	77	38	42	42	90	24	24	90	90	90	90	90
John Sheldon (24)	10	24	14	24	24	24	61	61	61	61	61	31	90	24	24	70	70	70	70	70	70	70	70
Fabrica Italiana (39)	11	39	33	35	90	90	90	90	90	61	90	38	3	77	39	39	31	31	31	31	31	31	31
Luis Sousa Ribeiro (33)	12	33	35	33	35	35	33	35	35	35	38	39	42	24	91	91	91	3	3	3	3	3	3
Joao Mira Gomes (90)	13	90	39	90	33	33	35	38	38	38	39	31	520	39	38	70	38	91	91	91	91	38	
Tom Pochciol (42)	14	42	90	39	38	38	38	33	39	39	31	3	24	38	70	38	3	38	38	38	38	115	
Luis Delso (38)	15	38	38	38	39	39	39	39	33	31	3	520	39	16	3	3	115	115	115	115	115	841	
Fabrica Italiana (520)	16	520	31	31	31	31	31	31	3	520	841	16	70	115	115	841	841	841	841	841	841	1	
Jose Albuquerque (14)	17	14	520	520	68	62	68	62	62	520	841	1	70	841	841	841	1	1	1	1	1	91	
Paul Hocking (31)	18	31	1	841	520	68	62	68	68	841	1	24	46	1	1	1	512	512	512	512	512	512	512
Fernando Soares (1)	19	1	841	68	62	3	3	3	3	115	115	512	841	115	512	512	65	65	65	65	65	65	
John Hitch (841)	20	841	68	1	841	520	520	520	520	1	512	16	10	512	65	65	504	504	10	10	10	10	
Fernando Gaspar (504)	21	504	62	62	1	841	115	115	841	512	500	46	1	65	504	504	10	10	504	46	46	46	
Pedro Alves Nogueira (512)	22	512	115	10	3	115	841	841	115	500	65	525	115	504	46	46	46	46	46	504	504	504	
Carlos Manuel Santos (46)	23	46	512	3	10	1	1	1	1	62	16	25	50	46	10	10	525	525	550	550	550	550	
Jose Filipe Nogueira (50)	24	50	10	115	115	512	512	512	512	65	504	10	538	10	525	525	516	550	525	68	68	68	
ASM Team (115)	25	115	3	45	512	500	500	500	500	16	525	538	550	525	516	516	550	516	516	538	538	538	
Pedro Pitta (45)	26	45	45	512	500	65	65	65	65	504	46	550	512	516	68	550	538	538	68	516	516	516	
Salvador Albinana (68)	27	68	504	500	65	10	16	16	16	68	25	50	65	68	550	68	68	68	538	56	56	56	
Monteiros Competicoes (10)	28	10	500	504	16	16	504	504	504	25	516	115	504	538	538	538	507	56	56	507	507	507	
Francisco Amaral Leitao (515)	29	515	16	16	504	504	56	46	46	46	10	507	525	550	507	507	56	507	507	2	2	2	
Monteiro Competicoes (56)	30	56	12	56	56	56	46	25	25	45	538	65	516	507	25	56	16	2	2	546	546	546	
Pedro Correia Mendes (500)	31	500	46	12	12	46	25	525	525	525	550	504	68	25	16	16	2	25	546	25	25	25	

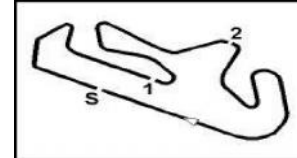
Chief of Timing & Scoring

Timegear

Race Director

HORA DE AFIXACAO:

Stewards



Algarve Classic Festival 2013

HISTORIC ENDURANCE & CSS

AIA - FIA FAST/FAST 4.653 Km

RACE 1 - OFFICIAL

19/10/2013 15:35

Race (50:00 Time) started at 15:59:59

Pos	No.	Team	Nat.	Driver 1	Driver 2	Car	Model	CC	Class	PIC	Laps	Total Tm	Diff	Best Tm	In Lap
1	63	Jesus Fuster	ES	J.Fuster		PORSCHE	911 3.0 RS	2700	H-76	1	22	50:55.860		2:12.184	5
2	14	Jose Albuquerque	PT	J.Albuquerque	F.Albuquerque	FORD	GT40	4700	H-65	1	22	50:58.977	3.117	2:10.842	4
3	19	Allen Dice	UK	A.Dice	C.Conoley	MARCOS	1800	1800	H-65	2	22	51:17.635	21.775	2:13.055	17
4	67	Georg Nolte	DE	G.Nolte	F.Stippler		Bizzarini GT5300	5300	H-65	3	22	51:57.237	1:01.377	2:10.189	2
5	42	Tom Pochciol	UK	T.Pochciol		FORD	Capri	3000	H-76	2	21	50:31.642	1 Lap	2:16.040	3
6	24	John Sheldon	UK	J.Sheldon		LOTUS	Elan	1596	H-65	4	21	50:49.997	1 Lap	2:16.708	11
7	70	Mario Silva	PT	M.Silva		PORSCHE	911 3.0 RS	3000	H-76	3	21	50:57.396	1 Lap	2:10.971	17
8	61	Paulo Antunes	PT	P.Antunes		DATSUN	1200	1298	H-76	4	21	51:14.289	1 Lap	2:17.712	3
9	90	Joao Mira Gomes	PT	J.Mira Gomes	J.Costa	LOTUS	7	1596	H-65	5	21	51:20.269	1 Lap	2:15.520	10
10	77	Paul Pochciol	UK	P.Pochciol		FORD	Capri RS3100	3400	H-76	5	21	51:43.164	1 Lap	2:17.521	2
11	31	Paul Hocking	UK	P.Hocking	G.Burnett	ABARTH	Simca 2000GT	1946	H-65	6	21	51:49.529	1 Lap	2:17.657	21
12	3	Manuel Ferrao	PT	M.Ferrao		LOTUS	Elan	1596	H-65	7	21	53:09.727	1 Lap	2:22.240	16
13	38	Luis Delso	ES	L.Delso	C. Miguel	ALFA ROMEO	1750 GTAM	3453	H-C	1	20	50:51.674	2 Laps	2:18.981	5
14	841	John Hitch	UK	J.Hitch	Je Clark	MG B		1840	H-65	8	20	51:21.318	2 Laps	2:24.847	18
15	1	Fernando Soares	PT	F. Soares		MORRIS MINI	Cooper S	1293	H-65	9	20	51:22.852	2 Laps	2:25.836	12
16	91	Francisco Serrano	ES	F.Serrano	J. Garcia	BMW	635 CSi	1962	H-71	1	20	51:24.278	2 Laps	2:15.371	2
17	115	ASM Team	PT	C.Cruz	C. Aniceto	PORSCHE	911	1991	H-65	10	20	51:48.745	2 Laps	2:24.931	12
18	512	Pedro Alves Nogueira	PT	P. Nogueira		PORSCHE	924 Turbo	3453	CSS - H-C	1	20	52:11.673	2 Laps	2:28.945	6
19	65	Rafael Sanchez Alcala	ES	R.Alcala		PORSCHE	911 2.7 RS	2700	H-76	6	19	50:28.983	3 Laps	2:29.440	3
20	10	Monteiros Competicoes	PT	J.Sardinha	M.Monteiro	ALFA ROMEO	Giulia Super Ti	1598	H-65	11	19	50:29.756	3 Laps	2:26.764	17
21	46	Carlos Manuel Santos	PT	C.M.Santos	C.A.Santos	DATSUN	1200	1200	H-71	2	19	50:38.293	3 Laps	2:28.626	18
22	504	Fernando Gaspar	PT	F.Gaspar	F.Mayer G.	DATSUN	1200 GX	1171	CSS - H-71	1	19	50:44.726	3 Laps	2:33.427	18
23	550	Jose Mota	PT	J.Mota	F.Castro	JAGUAR	XJS	3590	CSS - H-C	2	19	51:25.383	3 Laps	2:28.126	18
24	68	Salvador Albinana	ES	S.Albinana	J.Ramon	PORSCHE	911 3.0 RS	3000	H-76	7	19	51:46.909	3 Laps	2:24.354	5
25	538	Rui Moura	PT	Rui Moura		VW	Golf GTi	1588	CSS - H-C	3	19	51:52.827	3 Laps	2:33.381	17
26	516	Joao Diogo Lopes	PT	J.Lopes	F.Martins	DATSUN	1200 GX	1200	CSS - H-71	2	19	51:56.682	3 Laps	2:35.975	8
27	56	Monteiro Competicoes	PT	F. Abreu	G. Silva	LOTUS	Elan	1596	H-71	3	19	52:44.201	3 Laps	2:30.251	2
28	507	Madalena Mayer Gaspar	PT	M.Gaspar	V.Sampaio	VW	Golf GTI	1588	CSS - H-C	4	19	53:45.432	3 Laps	2:35.426	8
29	2	AECD	ES	G.Velasco		PORSCHE	356 SC	1600	H-65	12	18	50:48.930	4 Laps	2:38.766	13
30	546	Radical Seguros	PT	F.Chaves	R.Dinis	DATSUN	1200	1171	CSS - H-71	3	18	51:27.698	4 Laps	2:36.100	15
31	25	Martin Aubert	ES	M.Aubert	M.Wassmann	LOTUS	Elite	1220	H-65	13	18	52:20.480	4 Laps	2:33.336	7

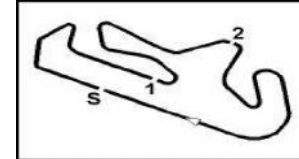
Chief of Timing & Scoring

Race Director

Stewards

HORA DE AFIXACAO:

Timegear



Algarve Classic Festival 2013

HISTORIC ENDURANCE & CSS

AIA - FIA FAST/FAST 4.653 Km

RACE 1 - AMENDED

19/10/2013 15:35

Race (50:00 Time) started at 15:59:59

Pos	No.	Team	Nat.	Driver 1	Driver 2	Car	Model	CC	Class	PIC	Laps	Total Tm	Diff	Best Tm	In Lap
32	525	Fabrica Italiana	PT	F.Calheiros	J.Amaral	ALFA ROMEO	2000 GTV	1962	CSS - H-76	1	17	46:34.702	5 Laps	2:33.086	9
33	16	Jasper Izaks	NL	J.Izaks	P. R. Hocking	FIAT	Abarth 1000 TC	998	H-65	14	15	42:26.018	7 Laps	2:32.166	9
34	567	Joao Vascocecos	PT	J.Vascocecos	J.Santos	DATSUN	1200	1200	CSS - H-71	4	15	46:33.858	7 Laps	2:53.405	8
35	39	Fabrica Italiana	PT	A.Pais	F.Gallego	ALFA ROMEO	1750 GTAM	1962	H-71	4	14	34:53.549	8 Laps	2:17.815	14
36	515	Francisco Amaral Leitao	PT	F.Leitao	J.Andrade	TOYOTA	Starlet 1.3 S	1300	CSS - H-C	5	12	34:45.258	10 Laps	2:37.784	10
37	520	Fabrica Italiana	PT	A.Nogueira	F. Sottomayor	ALFA ROMEO	2000 GTV	1962	CSS - H-76	2	11	27:25.484	11 Laps	2:24.888	6
38	50	Jose Filipe Nogueira	PT	J.Nogueira	F.Ferreira	MORRIS MINI	1275 GT	1275	H-71	5	11	29:20.393	11 Laps	2:33.873	11
39	500	Pedro Correia Mendes	PT	P.Mendes	L.Mendes	VW	Golf GTI	1588	CSS - H-C	6	9	23:11.846	13 Laps	2:29.913	6
40	35	Juan Carlos Zorrilla	ES	J.Zorrilla	J.Lopez	PORSCHE	911 2.0 LWB	1991	H-71	6	8	18:52.532	14 Laps	2:19.136	7
41	62	Jorge Correia	PT	J.Correia	S.Martins	FORD	Capri 3000 GT	3000	H-76	8	8	20:35.089	14 Laps	2:24.323	4
42	45	Pedro Pitta	PT	P.Pita		MORRIS MINI	Marcos GT	1293	H-71	7	8	21:04.277	14 Laps	2:26.973	6
43	33	Luis Sousa Ribeiro	PT	L.Ribeiro		BMW	2800 CS	2800	H-71	8	7	16:46.903	15 Laps	2:19.185	5
44	12	Stefano Proietti	UK	S.Proietti		FIAT	Abarth 1000 TC	982	H-65	15	4	10:42.151	18 Laps	2:34.358	2
45	75	Alain Cornaglia	CH	A.Cornaglia	P.Bethencourt	De Tomaso Pante		5700	H-76	9	2	6:52.099	20 Laps	2:49.471	1
46	88	Luis Lopez	ES	L.Lopez		PORSCHE	911 3.0 RS	3000	H-76	10	2	14:42.997	20 Laps	2:57.912	1

CAR N. 77 - 60s PENALTY, STEWARDS DECISION N. 5

CARS N. 3, 14, 61, 90 and 115 - 30s PENALTY, STEWARDS DECISIONS N. 10, 9, 6, 7 AND 8.

Chief of Timing & Scoring

Timegear

Race Director

HORA DE AFIXACAO:

Stewards

Licensed to: Autodromo Internacional do Algarve

Algarve Classic Festival 2013

HISTORIC ENDURANCE & CSS

AIA - FIA FAST/FAST 4.653 Km

RACE 1

19/10/2013 15:35

Race (50:00 Time) started at 15:59:59

Pos	No.	Team	Nat.	Driver 1	Driver 2	Car	Model	CC	Class	PIC	Laps	Total Tm	Diff	Best Tm	In Lap
1	14	Jose Albuquerque	PT	J.Albuquerque	F.Albuquerque	FORD	GT40	4700	H-65	1	22	50:28.977		2:10.842	4
2	63	Jesus Fuster	ES	J.Fuster		PORSCHE	911 3.0 RS	2700	H-76	1	22	50:55.860	26.883	2:12.184	5
3	19	Allen Dice	UK	A.Dice	C.Conoley	MARCOS	1800	1800	H-65	2	22	51:17.635	48.658	2:13.055	17
4	67	Georg Nolte	DE	G.Nolte	F.Stippler		Bizzarini GT5300	5300	H-65	3	22	51:57.237	1:28.260	2:10.189	2
5	42	Tom Pochciol	UK	T.Pochciol		FORD	Capri	3000	H-76	2	21	50:31.642	1 Lap	2:16.040	3
6	77	Paul Pochciol	UK	P.Pochciol		FORD	Capri RS3100	3400	H-76	3	21	50:43.164	1 Lap	2:17.521	2
7	61	Paulo Antunes	PT	P.Antunes		DATSUN	1200	1298	H-76	4	21	50:44.289	1 Lap	2:17.712	3
8	24	John Sheldon	UK	J.Sheldon		LOTUS	Elan	1596	H-65	4	21	50:49.997	1 Lap	2:16.708	11
9	90	Joao Mira Gomes	PT	J.Mira Gomes	J.Costa	LOTUS	7	1596	H-65	5	21	50:50.269	1 Lap	2:15.520	10
10	70	Mario Silva	PT	M.Silva		PORSCHE	911 3.0 RS	3000	H-76	5	21	50:57.396	1 Lap	2:09.470	21
11	31	Paul Hocking	UK	P.Hocking	G.Burnett	ABARTH	Simca 2000GT	1946	H-65	6	21	51:49.529	1 Lap	2:17.657	21
12	3	Manuel Ferrao	PT	M.Ferrao		LOTUS	Elan	1596	H-65	7	21	52:39.727	1 Lap	2:22.240	16
13	38	Luis Delso	ES	L.Delso	C. Miguel	ALFA ROMEO	1750 GTAM	3453	H-C	1	20	50:51.674	2 Laps	2:18.981	5
14	115	ASM Team	PT	C.Cruz	C. Aniceto	PORSCHE	911	1991	H-65	8	20	51:18.745	2 Laps	2:24.931	12
15	841	John Hitch	UK	J.Hitch	Je Clark	MG B		1840	H-65	9	20	51:21.318	2 Laps	2:24.847	18
16	1	Fernando Soares	PT	F. Soares		MORRIS MINI	Cooper S	1293	H-65	10	20	51:22.852	2 Laps	2:25.836	12
17	91	Francisco Serrano	ES	F.Serrano	J. Garcia	BMW	635 CSi	1962	H-71	1	20	51:24.278	2 Laps	2:15.371	2
18	512	Pedro Alves Nogueira	PT	P. Nogueira		PORSCHE	924 Turbo	3453	H-76	1	20	52:11.673	2 Laps	2:28.945	6
19	65	Rafael Sanchez Alcala	ES	R.Alcala		PORSCHE	911 2.7 RS	2700	H-76	6	19	50:28.983	3 Laps	2:29.440	3
20	10	Monteiros Competicoes	PT	J.Sardinha	M.Monteiro	ALFA ROMEO	Giulia Super Ti	1598	H-65	11	19	50:29.756	3 Laps	2:26.764	17
21	46	Carlos Manuel Santos	PT	C.M.Santos	C.A.Santos	DATSUN	1200	1200	H-71	2	19	50:38.293	3 Laps	2:28.626	18
22	504	Fernando Gaspar	PT	F.Gaspar	F.Mayer G.	DATSUN	1200 GX	1171	H-76	1	19	50:44.726	3 Laps	2:33.427	18
23	550	Jose Mota	PT	J.Mota	F.Castro	JAGUAR	XJS	3590	H-76	2	19	51:25.383	3 Laps	2:28.126	18
24	68	Salvador Albinana	ES	S.Albinana	J.Ramon	PORSCHE	911 3.0 RS	3000	H-76	7	19	51:46.909	3 Laps	2:24.354	5
25	538	Rui Moura	PT	Rui Moura		VW	Golf GTi	1588	H-76	3	19	51:52.827	3 Laps	2:33.381	17
26	516	Joao Diogo Lopes	PT	J.Lopes	F.Martins	DATSUN	1200 GX	1200	H-76	2	19	51:56.682	3 Laps	2:35.975	8
27	56	Monteiro Competicoes	PT	F. Abreu	G. Silva	LOTUS	Elan	1596	H-71	3	19	52:44.201	3 Laps	2:30.251	2
28	507	Madalena Mayer Gaspar	PT	M.Gaspar	V.Sampaio	VW	Golf GTi	1588	H-76	4	19	53:45.432	3 Laps	2:35.426	8
29	2	AECD	ES	G.Velasco		PORSCHE	356 SC	1600	H-65	12	18	50:48.930	4 Laps	2:38.766	13
30	546	Radical Seguros	PT	F.Chaves	R.Dinis	DATSUN	1200	1171	H-76	3	18	51:27.698	4 Laps	2:36.100	15
31	25	Martin Aubert	ES	M.Aubert	M.Wassmann	LOTUS	Elite	1220	H-65	13	18	52:20.480	4 Laps	2:33.336	7

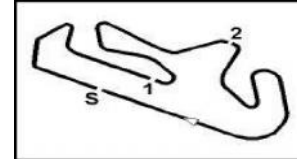
Chief of Timing & Scoring

Race Director

Stewards

HORA DE AFIXACAO:

Timegear


Algarve Classic Festival 2013

HISTORIC ENDURANCE & CSS

AIA - FIA FAST/FAST 4.653 Km

RACE 1

19/10/2013 15:35

Race (50:00 Time) started at 15:59:59

Pos	No.	Team	Nat.	Driver 1	Driver 2	Car	Model	CC	Class	PIC	Laps	Total Tm	Diff	Best Tm	In Lap
32	525	Fabrica Italiana	PT	F.Calheiros	J.Amaral	ALFA ROMEO	2000 GTV	1962		1	17	46:34.702	5 Laps	2:33.086	9
33	16	Jasper Izaks	NL	J.Izaks	P. R. Hocking	FIAT	Abarth 1000 TC	998	H-65	14	15	42:26.018	7 Laps	2:32.166	9
34	567	Joao Vascoceles	PT	J.Vascoceles	J.Santos	DATSUN	1200	1200		4	15	46:33.858	7 Laps	2:53.405	8
35	39	Fabrica Italiana	PT	A.Pais	F.Gallego	ALFA ROMEO	1750 GTAM	1962	H-71	4	14	34:53.549	8 Laps	2:17.815	14
36	515	Francisco Amaral Leitao	PT	F.Leitao	J.Andrade	TOYOTA	Starlet 1.3 S	1300		5	12	34:45.258	10 Laps	2:37.784	10
37	520	Fabrica Italiana	PT	A.Nogueira	F. Sottomayor	ALFA ROMEO	2000 GTV	1962		2	11	27:25.484	11 Laps	2:24.888	6
38	50	Jose Filipe Nogueira	PT	J.Nogueira	F.Ferreira	MORRIS MINI	1275 GT	1275	H-71	5	11	29:20.393	11 Laps	2:33.873	11
39	500	Pedro Correia Mendes	PT	P.Mendes	L.Mendes	VW	Golf GTI	1588		6	9	23:11.846	13 Laps	2:29.913	6
40	35	Juan Carlos Zorrilla	ES	J.Zorrilla	J.Lopez	PORSCHE	911 2.0 LWB	1991	H-71	6	8	18:52.532	14 Laps	2:19.136	7
41	62	Jorge Correia	PT	J.Correia	S.Martins	FORD	Capri 3000 GT	3000	H-76	8	8	20:35.089	14 Laps	2:24.323	4
42	45	Pedro Pitta	PT	P.Pita		MORRIS MINI	Marcos GT	1293	H-71	7	8	21:04.277	14 Laps	2:26.973	6
43	33	Luis Sousa Ribeiro	PT	L.Ribeiro		BMW	2800 CS	2800	H-71	8	7	16:46.903	15 Laps	2:19.185	5
44	12	Stefano Proietti	UK	S.Proietti		FIAT	Abarth 1000 TC	982	H-65	15	4	10:42.151	18 Laps	2:34.358	2
45	75	Alain Cornaglia	CH	A.Cornaglia	P.Bethencourt	De Tomaso Pant		5700	H-76	9	2	6:52.099	20 Laps	2:49.471	1
46	88	Luis Lopez	ES	L.Lopez		PORSCHE	911 3.0 RS	3000	H-76	10	2	14:42.997	20 Laps	2:57.912	1

Chief of Timing & Scoring

Timegear

Race Director

HORA DE AFIXACAO:

Stewards

.

Licensed to: Autodromo Internacional do Algarve

Algarve Classic Festival 2013

HISTORIC ENDURANCE & CSS

AIA - FIA FAST/FAST 4.653 Km

RACE 2

20/10/2013 14:55

Race (50:00 Time) started at 15:16:05

Pos	No.	Team	Nat.	Driver 1	Driver 2	Car	Model	CC	Class	PIC	Laps	Total Tm	Diff	Best Tm	In Lap
CSS - H-71															
1	504	Fernando Gaspar	PT	F.Gaspar	F.Mayer G.	DATSUN	1200 GX	1171	CSS - H-71	1	19	52:28.251		2:32.187	15
2	516	Joao Diogo Lopes	PT	J.Lopes	F.Martins	DATSUN	1200 GX	1200	CSS - H-71	2	19	52:32.656	4.405	2:34.517	17
3	546	Radical Seguros	PT	F.Chaves	R.Dinis	DATSUN	1200	1171	CSS - H-71	3	19	54:08.159		2:36.832	9
4	567	Joao Vascoceles	PT	J.Vascoceles	J.Santos	DATSUN	1200	1200	CSS - H-71	4	4	25:43.394	15 Laps	3:02.771	3
CSS - H-76															
1	520	Fabrica Italiana	PT	A.Nogueira	F. Sottomayor	ALFA ROMEO	2000 GTV	1962	CSS - H-76	1	20	53:09.084		2:24.104	18
2	525	Fabrica Italiana	PT	F.Calheiros	J.Amaral	ALFA ROMEO	2000 GTV	1962	CSS - H-76	2					0
CSS - H-C															
1	500	Pedro Correia Mendes	PT	P.Mendes	L.Mendes	VW	Golf GTI	1588	CSS - H-C	1	19	52:09.516		2:29.689	16
2	550	Jose Mota	PT	J.Mota	F.Castro	JAGUAR	XJS	3590	CSS - H-C	2	19	53:03.990	54.474	2:29.058	10
3	538	Rui Moura	PT	Rui Moura		VW	Golf GTi	1588	CSS - H-C	3	19	53:53.546		2:33.721	19
4	507	Madalena Mayer Gaspar	PT	M.Gaspar	V.Sampaio	VW	Golf GTI	1588	CSS - H-C	4	18	51:51.908	1 Lap	2:39.170	17
5	512	Pedro Alves Nogueira	PT	P. Nogueira		PORSCHE	924 Turbo	3453	CSS - H-C	5	5	13:53.309	14 Laps	2:38.223	4
H-65															
1	14	Jose Albuquerque	PT	J.Albuquerque	F.Albuquerque	FORD	GT40	4700	H-65	1	22	51:50.452		2:06.821	20
2	24	John Sheldon	UK	J.Sheldon		LOTUS	Elan	1596	H-65	2	21	52:38.373	1 Lap	2:17.317	18
3	90	Joao Mira Gomes	PT	J.Mira Gomes	J.Costa	LOTUS	7	1596	H-65	3	21	53:29.530	1 Lap	2:17.218	21
4	31	Paul Hocking	UK	P.Hocking	G.Burnett	ABARTH	Simca 2000GT	1946	H-65	4	21	54:02.679	1 Lap	2:15.634	18
5	1	Fernando Soares	PT	F. Soares		MORRIS MINI	Cooper S	1293	H-65	5	20	52:24.913	2 Laps	2:24.734	18
6	10	Monteiros Competicoes	PT	J.Sardinha	M.Monteiro	ALFA ROMEO	Giulia Super Ti	1598	H-65	6	19	52:12.903	3 Laps	2:32.095	14
7	2	AECD	ES	G.Velasco		PORSCHE	356 SC	1600	H-65	7	18	53:30.079	4 Laps	2:39.986	18
8	19	Allen Dice	UK	A.Dice	C.Conoley	MARCOS	1800	1800	H-65	8	17	42:46.694	5 Laps	2:17.263	15
9	841	John Hitch	UK	Je Clark		MG B		1840	H-65	9	17	46:36.162	5 Laps	2:27.569	14
10	67	Georg Nolte	DE	G.Nolte	F.Stippler		Bizzarini GT5300	5300	H-65	10					0
11	3	Manuel Ferrao	PT	M.Ferrao		LOTUS	Elan	1596	H-65	11					0
12	25	Martin Aubert	ES	M.Aubert	M.Wassmann	LOTUS	Elite	1220	H-65	12					0

Chief of Timing & Scoring

Race Director

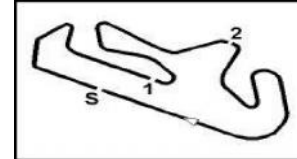
Stewards

HORA DE AFIXACAO:

.

Timegear

Licensed to: Autodromo Internacional do Algarve



Algarve Classic Festival 2013

HISTORIC ENDURANCE & CSS

AIA - FIA FAST/FAST 4.653 Km

RACE 2

20/10/2013 14:55

Race (50:00 Time) started at 15:16:05

Pos	No.	Team	Nat.	Driver 1	Driver 2	Car	Model	CC	Class	PIC	Laps	Total Tm	Diff	Best Tm	In Lap
13	16	Jasper Izaks	NL	J.Izaks	P. R. Hocking	FIAT	Abarth 1000 TC	998	H-65	13					0
14	12	Stefano Proietti	UK	S.Proietti		FIAT	Abarth 1000 TC	982	H-65	14					0
H-71															
1	39	Fabrica Italiana	PT	A.Pais	F.Gallego	ALFA ROMEO	1750 GTAM	1962	H-71	1	21	52:42.440		2:20.009	21
2	115	ASM Team	PT	C.Cruz	C. Aniceto	DATSUN	1200	1298	H-71	2	20	53:26.932	1 Lap	2:23.090	16
3	35	Juan Carlos Zorrilla	ES	J.Zorrilla	J.Lopez	PORSCHE	911 2.0 LWB	1991	H-71	3	19	51:57.258	2 Laps	2:23.433	19
4	46	Carlos Manuel Santos	PT	C.M.Santos	C.A.Santos	DATSUN	1200	1200	H-71	4	19	52:10.491	2 Laps	2:31.899	10
5	45	Pedro Pitta	PT	P.Pita		MORRIS MINI	Marcos GT	1293	H-71	5	19	52:29.687	2 Laps	2:26.480	19
6	38	Luis Delso	ES	L.Delso	C. Miguel	ALFA ROMEO	1750 GTAM	3453	H-71	6	19	53:04.333	2 Laps	2:18.699	18
7	56	Monteiro Competicoes	PT	F. Abreu	G. Silva	LOTUS	Elan	1596	H-71	7	17	53:57.792	4 Laps	2:30.734	14
H-76															
1	70	Mario Silva	PT	M.Silva		PORSCHE	911 3.0 RS	3000	H-76	1	22	51:57.617		2:07.994	20
2	77	Paul Pochciol	UK	P.Pochciol	T.Pochciol	FORD	Capri RS3100	3400	H-76	2	21	52:52.630	1 Lap	2:20.488	21
3	62	Jorge Correia	PT	J.Correia	S.Martins	FORD	Capri 3000 GT	3000	H-76	3	20	53:05.071	2 Laps	2:23.479	18
4	88	Luis Lopez	ES	L.Lopez		PORSCHE	911 3.0 RS	3000	H-76	4	13	34:34.105	9 Laps	2:22.466	12
5	61	Paulo Antunes	PT	P.Antunes		DATSUN	1200	1298	H-76	5	11	31:45.712	11 Laps	2:24.711	8
6	65	Rafael Sanchez Alcala	ES	R.Alcala		PORSCHE	911 2.7 RS	2700	H-76	6	8	23:22.923	14 Laps	2:49.805	7
7	63	Jesus Fuster	ES	J.Fuster		PORSCHE	911 3.0 RS	2700	H-76	7					0
8	68	Salvador Albinana	ES	S.Albinana	J.Ramon	PORSCHE	911 3.0 RS	3000	H-76	8					0
9	75	Alain Cornaglia	CH	A.Cornaglia	P.Bethencourt	De Tomaso Pantera		5700	H-76	9					0
H-C															
1	91	Francisco Serrano	ES	F.Serrano	J. Garcia	BMW	635 CSi	1962	H-C	1	18	52:10.661		2:16.797	15

Chief of Timing & Scoring

Race Director

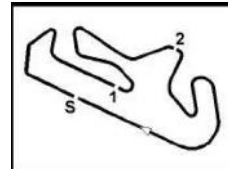
Stewards

Timegear

HORA DE AFIXACAO:

.

Licensed to: Autodromo Internacional do Algarve


Algarve Classic Festival 2013

HISTORIC ENDURANCE & CSS

AIA - FIA FAST/FAST 4.653 Km

RACE 2

20/10/2013 14:55

Race (50:00 Time) started at 15:16:05

Lap	S1	Spd P1	S2	Spd P2	S3	Lap Tm	Diff	MaxSpd	Time of Day
(14) Jose Albuquerque									
1	52.456	114.427	49.997	78.204	54.502	2:36.955	+30.134	171.975	15:18:43.027
2	44.053	123.612	47.833	84.507	54.029	2:25.915	+19.094	189.142	15:21:08.942
3	42.547	119.098	47.973	74.483	53.894	2:24.414	+17.593	206.501	15:23:33.356
4	43.260	128.482	47.977	82.317	53.436	2:24.673	+17.852	194.245	15:25:58.029
5	42.745	122.791	46.825	83.851	52.691	2:22.261	+15.440	201.117	15:28:20.290
6	42.600	123.474	46.942	77.531	54.071	2:23.613	+16.792	202.247	15:30:43.903
7	41.725	142.519	45.666	81.081	52.244	2:19.635	+12.814	198.165	15:33:03.538
8	42.024	117.086	46.925	89.035	51.420	2:20.369	+13.548	209.709	15:35:23.907
9	40.966	128.631	44.803	85.782	50.795	2:16.564	+9.743	214.712	15:37:40.471
10	41.654	138.773	44.703	83.851	49.934	2:16.291	+9.470	195.298	15:39:56.762
p11	40.228	134.727	44.176	83.269		2:17.832	+11.011	210.938	15:42:14.594
12		119.741	45.614	76.978	50.781	4:09.897	+2:03.076		15:46:24.491
13	41.383	127.448	43.932	77.033	49.002	2:14.317	+7.496	188.811	15:48:38.808
14	39.312	129.684	43.461	83.398	48.043	2:10.816	+3.995	198.529	15:50:49.624
15	42.175	126.865	43.112	90.075	47.649	2:12.936	+6.115	189.142	15:53:02.560
16	39.319	128.037	42.291	89.701	47.194	2:08.804	+1.983	204.934	15:55:11.364
17	39.240	135.882	42.138	92.072	47.015	2:08.393	+1.572	196.721	15:57:19.757
18	38.823	134.400	41.660	89.850	47.331	2:07.814	+0.993	203.390	15:59:27.571
19	39.413	141.429	41.486	96.429	46.044	2:06.943	+0.122	213.861	16:01:34.514
20	38.576	135.055	42.312	87.097	45.933	2:06.821		209.709	16:03:41.335
21	39.079	136.720	42.091	91.915	46.448	2:07.618	+0.797	205.323	16:05:48.953
22	39.859	147.840	40.773	89.330	46.622	2:07.254	+0.433	201.493	16:07:56.207
(70) Mario Silva									
1	52.480	118.083	48.150	84.772	54.377	2:35.007	+27.013	170.079	15:18:41.895
2	43.854	127.595	46.854	90.075	53.552	2:24.260	+16.266	204.159	15:21:06.155
3	43.081	127.742	46.310	90.986	53.001	2:22.392	+14.398	214.286	15:23:28.547
4	43.052	128.037	46.513	88.597	52.607	2:22.172	+14.178	210.526	15:25:50.719
5	42.594	132.790	45.946	92.387	53.560	2:22.100	+14.106	212.598	15:28:12.819
6	42.579	129.231	47.135	92.545	52.437	2:22.151	+14.157	206.897	15:30:34.970
7	42.233	132.473	45.219	96.601	52.039	2:19.491	+11.497	217.742	15:32:54.461
8	41.910	133.590	45.864	91.915	52.131	2:19.905	+11.911	213.018	15:35:14.366
9	41.585	141.069	45.932	87.027	51.150	2:18.667	+10.673	208.092	15:37:33.033
10	41.520	138.600	44.510	95.915	50.689	2:16.719	+8.725	217.304	15:39:49.752
p11	41.097	138.600	44.204	94.654		2:20.164	+12.170	206.107	15:42:09.916
12		145.131	43.975	99.723	50.365	3:59.098	+1:51.104		15:46:09.014
13	40.879	144.941	43.725	94.077	49.583	2:14.187	+6.193	218.182	15:48:23.201
14	40.538	141.972	44.983	88.670	50.136	2:15.657	+7.663	218.623	15:50:38.858
15	41.192	140.354	43.748	92.072	48.515	2:13.455	+5.461	208.494	15:52:52.313
16	40.314	148.434	42.687	94.406	48.173	2:11.174	+3.180	219.512	15:55:03.487
17	40.111	149.233	42.827	98.093	48.376	2:11.314	+3.320	219.067	15:57:14.801
18	40.326	148.434	42.536	93.506	49.345	2:12.207	+4.213	219.512	15:59:27.008
19	39.997	145.131	42.452	101.408	47.441	2:09.890	+1.896	226.891	16:01:36.898
20	39.302	159.082	41.731	95.238	46.961	2:07.994		221.311	16:03:44.892
21	40.051	149.233	41.870	102.467	47.558	2:09.479	+1.485	226.415	16:05:54.371
22	39.229	143.627	42.371	99.539	47.401	2:09.001	+1.007	223.602	16:08:03.372

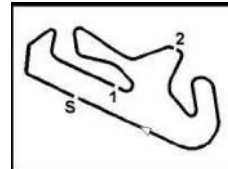
Chief of Timing & Scoring

Timegear

Race Director

Stewards

Licensed to: Autodromo Internacional do Algarve


Algarve Classic Festival 2013

HISTORIC ENDURANCE & CSS

AIA - FIA FAST/FAST 4.653 Km

RACE 2

20/10/2013 14:55

Race (50:00 Time) started at 15:16:05

Lap	S1	Spd P1	S2	Spd P2	S3	Lap Tm	Diff	MaxSpd	Time of Day
(24) John Sheldon									
1	54.195	120.391	50.878	78.890	57.883	2:42.956	+25.639	158.126	15:18:49.753
2	46.524	125.857	49.347	82.569	57.447	2:33.318	+16.001	189.142	15:21:23.071
3	45.854	127.156	48.899	85.375	56.055	2:30.808	+13.491	193.202	15:23:53.879
4	45.061	128.631	48.964	77.922	55.698	2:29.723	+12.406	195.298	15:26:23.602
5	44.911	128.930	48.739	85.039	55.634	2:29.284	+11.967	201.869	15:28:52.886
6	44.357	132.632	48.627	83.786	55.853	2:28.837	+11.520	201.117	15:31:21.723
7	44.005	136.384	48.283	80.717	55.394	2:27.682	+10.365	201.869	15:33:49.405
8	46.280	120.522	48.011	94.077	56.743	2:31.034	+13.717	201.869	15:36:20.439
9	44.186	132.315	47.524	84.112	53.891	2:25.601	+8.284	206.107	15:38:46.040
p10	43.787	135.055	46.963	84.243		2:26.473	+9.156	204.159	15:41:12.513
11		126.287	46.206	91.837	52.534	4:09.575	+1:52.258		15:45:22.088
12	43.642	129.988	47.730	88.020	52.380	2:23.752	+6.435	196.364	15:47:45.840
13	44.594	131.374	46.091	92.545	53.401	2:24.086	+6.769	200.743	15:50:09.926
14	42.713	141.069	45.670	83.269	51.835	2:20.218	+2.901	200.743	15:52:30.144
15	42.973	140.354	45.219	83.269	51.370	2:19.562	+2.245	203.774	15:54:49.706
16	42.367	143.813	45.211	79.941	51.335	2:18.913	+1.596	207.692	15:57:08.619
17	42.351	142.154	45.099	86.887	52.058	2:19.508	+2.191	208.897	15:59:28.127
18	41.735	144.375	44.776	96.000	50.806	2:17.317		209.709	16:01:45.444
19	41.828	143.256	44.921	86.608	50.776	2:17.525	+0.208	209.709	16:04:02.969
20	43.367	137.910	46.074	85.241	51.146	2:20.587	+3.270	207.692	16:06:23.556
21	42.778	148.434	46.052	82.822	51.742	2:20.572	+3.255	204.934	16:08:44.128
(39) Fabrica Italiana									
1	52.350	126.720	50.296	84.178	55.081	2:37.727	+17.718	159.527	15:18:51.704
2	45.679	124.166	48.628	82.129	55.764	2:30.071	+10.062	189.474	15:21:21.775
3	45.317	135.716	48.850	80.477	55.988	2:30.155	+10.146	189.142	15:23:51.930
4	44.894	137.739	48.343	83.141	55.045	2:28.282	+8.273	192.513	15:26:20.212
5	44.739	136.216	49.850	92.704	54.018	2:28.607	+8.598	194.245	15:28:48.819
6	44.712	141.248	47.502	89.182	53.888	2:26.102	+6.093	190.141	15:31:14.921
7	44.409	143.627	47.255	87.805	53.414	2:25.078	+5.069	189.142	15:33:39.999
8	45.678	143.256	46.741	88.816	52.783	2:25.202	+5.193	191.829	15:36:05.201
p9	43.998	146.861	46.659	94.406		2:23.620	+3.611	190.476	15:38:28.821
10		123.063	48.796	84.573	56.322	3:59.540	+1:39.531		15:42:28.361
11	45.870	129.533	48.299	76.217	53.729	2:27.898	+7.889	185.249	15:44:56.259
12	46.519	132.315	47.702	83.462	53.733	2:27.954	+7.945	188.153	15:47:24.213
13	44.881	147.643	46.688	89.109	53.090	2:24.659	+4.650	189.474	15:49:48.872
14	44.839	137.058	48.146	79.353	52.801	2:25.786	+5.777	189.474	15:52:14.658
15	44.534	132.473	46.805	85.039	52.269	2:23.608	+3.599	189.474	15:54:38.266
16	44.205	150.652	45.746	88.235	53.219	2:23.170	+3.161	190.141	15:57:01.436
17	44.504	142.519	46.039	83.591	51.279	2:21.822	+1.813	191.150	15:59:23.258
18	44.419	132.157	46.477	86.124	51.315	2:22.211	+2.202	189.807	16:01:45.469
19	43.396	151.269	45.961	90.301	51.393	2:20.750	+0.741	193.202	16:04:06.219
20	43.961	138.600	47.061	85.241	50.945	2:21.967	+1.958	191.489	16:06:28.186
21	43.392	150.857	45.692	89.850	50.925	2:20.009		191.150	16:08:48.195
(77) Paul Pochciol									
1	53.337	117.333	51.518	89.776	56.744	2:41.599	+21.111	158.824	15:18:49.595
2	45.728	118.335	49.624	84.972	56.175	2:31.527	+11.039	206.897	15:21:21.122

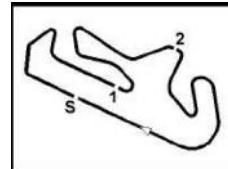
Chief of Timing & Scoring

Timegear

Race Director

Stewards

Licensed to: Autodromo Internacional do Algarve


Algarve Classic Festival 2013

HISTORIC ENDURANCE & CSS

AIA - FIA FAST/FAST 4.653 Km

RACE 2

20/10/2013 14:55

Race (50:00 Time) started at 15:16:05

Lap	S1	Spd P1	S2	Spd P2	S3	Lap Tm	Diff	MaxSpd	Time of Day
3	45.055	128.333	49.215	89.182	55.978	2:30.248	+9.760	206.107	15:23:51.370
4	44.715	126.865	48.482	96.429	55.343	2:28.540	+8.052	208.092	15:26:19.910
5	44.797	132.315	50.545	95.491	54.556	2:29.898	+9.410	204.545	15:28:49.808
6	44.804	132.632	49.525	94.737	54.744	2:29.073	+8.585	204.934	15:31:18.881
7	44.957	136.384	47.880	89.552	53.791	2:26.628	+6.140	210.938	15:33:45.509
8	44.097	131.374	48.726	84.772	54.178	2:27.001	+6.513	208.092	15:36:12.510
9	45.057	127.889	49.072	87.379	53.276	2:27.405	+6.917	209.709	15:38:39.915
p10	44.604	122.249	49.100	91.915		2:28.901	+8.413	208.494	15:41:08.816
11		110.328	50.319	81.325	53.031	4:12.918	+1:52.430		15:45:21.734
12	45.315	123.337	47.697	96.601	51.203	2:24.215	+3.727	199.630	15:47:45.949
13	44.440	128.631	46.884	105.161	52.254	2:23.578	+3.090	204.545	15:50:09.527
14	43.539	133.430	46.682	97.210	50.523	2:20.744	+0.256	203.390	15:52:30.271
15	44.192	137.910	46.784	92.308	50.404	2:21.380	+0.892	204.159	15:54:51.651
16	42.879	126.720	48.029	90.000	51.182	2:22.090	+1.602	200.743	15:57:13.741
17	43.598	137.058	46.885	97.035	51.235	2:21.718	+1.230	199.262	15:59:35.459
18	42.874	133.752	46.875	93.345	51.051	2:20.800	+0.312	198.895	16:01:56.259
19	43.341	132.632	46.910	88.743	50.561	2:20.812	+0.324	200.743	16:04:17.071
20	43.923	131.374	46.543	89.850	50.360	2:20.826	+0.338	198.895	16:06:37.897
21	43.410	132.000	47.216	91.525	49.862	2:20.488		199.630	16:08:58.385

(90) Joao Mira Gomes

1						2:23.373	+6.155		15:18:50.962
2						2:36.620	+19.402		15:21:27.582
3						2:37.389	+20.171		15:24:04.971
4						2:38.651	+21.433		15:26:43.622
5						2:40.878	+23.660		15:29:24.500
6						2:36.616	+19.398		15:32:01.116
7						2:30.750	+13.532		15:34:31.866
8						2:30.236	+13.018		15:37:02.102
p9						2:33.732	+16.514		15:39:35.834
10						4:05.671	+1:48.453		15:43:41.505
11						2:24.091	+6.873		15:46:05.596
12						2:26.777	+9.559		15:48:32.373
13						2:24.696	+7.478		15:50:57.069
14						2:24.079	+6.861		15:53:21.148
15						2:22.682	+5.464		15:55:43.830
16						2:17.895	+0.677		15:58:01.725
17						2:18.594	+1.376		16:00:20.319
18						2:19.198	+1.980		16:02:39.517
19						2:18.237	+1.019		16:04:57.754
20						2:20.313	+3.095		16:07:18.067
21						2:17.218			16:09:35.285

(31) Paul Hocking

1	56.975	112.227	54.265	68.053	1:01.597	2:52.837	+37.203	148.148	15:19:00.790
2	49.950	112.454	53.898	66.015	1:02.194	2:46.042	+30.408	178.808	15:21:46.832
3	52.211	106.207	55.267	77.586	1:00.044	2:47.522	+31.888	160.954	15:24:34.354
4	47.390	113.607	52.976	77.531	58.895	2:39.261	+23.627	208.092	15:27:13.615
5	47.552	117.957	51.777	81.020	58.770	2:38.099	+22.465	193.202	15:29:51.714

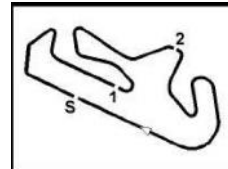
Chief of Timing & Scoring

Timegear

Race Director

Stewards

Licensed to: Autodromo Internacional do Algarve


Algarve Classic Festival 2013

HISTORIC ENDURANCE & CSS

AIA - FIA FAST/FAST 4.653 Km

RACE 2

20/10/2013 14:55

Race (50:00 Time) started at 15:16:05

Lap	S1	Spd P1	S2	Spd P2	S3	Lap Tm	Diff	MaxSpd	Time of Day
6	46.141	114.545	52.414	73.072	58.644	2:37.199	+21.565	206.897	15:32:28.913
7	46.329	116.348	51.492	75.524	56.887	2:34.708	+19.074	194.946	15:35:03.621
8	48.145	121.048	50.512	74.948	55.306	2:33.963	+18.329	191.150	15:37:37.584
9	45.128	129.684	49.326	77.531	55.298	2:29.752	+14.118	188.153	15:40:07.336
p10	45.685	129.836	48.744	92.308		2:34.863	+19.229	193.896	15:42:42.199
11		121.180	47.640	83.916	52.667	4:21.994	+2:06.360		15:47:04.193
12	43.963	123.200	46.434	79.179	53.890	2:24.287	+8.653	204.934	15:49:28.480
13	43.215	124.166	46.166	80.960	51.127	2:20.508	+4.874	196.364	15:51:48.988
14	42.798	133.430	44.901	86.957	50.246	2:17.945	+2.311	206.897	15:54:06.933
15	42.079	139.122	44.019	86.056	50.287	2:16.385	+0.751	215.569	15:56:23.318
16	42.660	125.147	45.243	87.097	51.201	2:19.104	+3.470	206.897	15:58:42.422
17	42.212	130.601	45.001	85.375	49.971	2:17.184	+1.550	213.018	16:00:59.606
18	42.027	135.055	44.179	89.182	49.428	2:15.634		210.526	16:03:15.240
19	43.055	131.219	44.966	86.677	49.943	2:17.964	+2.330	211.350	16:05:33.204
20	43.343	128.780	44.625	81.571	49.804	2:17.772	+2.138	212.598	16:07:50.976
21	42.524	133.590	44.547	85.308	50.387	2:17.458	+1.824	206.501	16:10:08.434

(1) Fernando Soares

1	57.260	115.741	53.001	69.453	58.604	2:48.865	+24.131	148.760	15:18:57.914
2	49.421	117.458	52.214	80.417	58.321	2:39.956	+15.222	177.924	15:21:37.870
3	48.148	126.720	51.956	80.899	57.697	2:37.801	+13.067	179.104	15:24:15.671
4	48.411	128.037	51.501	82.067	57.630	2:37.542	+12.808	182.125	15:26:53.213
5	47.729	129.533	51.528	84.706	57.045	2:36.302	+11.568	173.913	15:29:29.515
6	47.431	136.889	50.805	85.919	56.738	2:34.974	+10.240	176.471	15:32:04.489
7	47.075	138.254	50.735	82.695	56.654	2:34.464	+9.730	180.301	15:34:38.953
8	47.804	128.780	50.503	79.470	56.106	2:34.413	+9.679	175.610	15:37:13.366
p9	47.195	133.430	50.329	83.269		2:35.248	+10.514	176.183	15:39:48.614
10		136.889	49.122	83.141	55.236	4:11.298	+1:46.564		15:43:59.912
11	45.629	133.590	49.913	75.052	53.819	2:29.361	+4.627	182.741	15:46:29.273
12	46.144	134.237	49.702	81.448	54.367	2:30.213	+5.479	180.905	15:48:59.486
13	46.642	135.882	49.002	83.786	53.767	2:29.411	+4.677	176.471	15:51:28.897
14	46.440	139.296	48.288	84.309	52.721	2:27.449	+2.715	180.000	15:53:56.346
15	45.578	133.109	47.642	91.448	53.114	2:26.334	+1.600	176.183	15:56:22.680
16	45.513	131.064	48.094	87.237	53.391	2:26.998	+2.264	180.905	15:58:49.678
17	45.647	141.609	48.143	80.537	52.378	2:26.168	+1.434	179.402	16:01:15.846
18	45.398	141.248	46.759	90.226	52.577	2:24.734		186.528	16:03:40.580
19	45.570	126.720	47.239	93.023	51.978	2:24.787	+0.053	181.513	16:06:05.367
20	45.901	134.075	47.096	93.023	52.304	2:25.301	+0.567	180.905	16:08:30.668

(62) Jorge Correia

1	57.423	98.736	56.557	76.003	1:01.980	2:55.960	+32.481	147.139	15:19:11.431
2	50.173	111.325	53.959	77.088	58.780	2:42.912	+19.433	163.636	15:21:54.343
3	49.988	111.214	53.625	79.470	58.221	2:41.834	+18.355	177.924	15:24:36.177
4	49.056	115.500	52.017	79.705	57.269	2:38.342	+14.863	162.651	15:27:14.519
5	48.058	112.912	51.226	83.851	58.522	2:37.806	+14.327	186.528	15:29:52.325
6	47.465	115.741	51.207	80.960	58.431	2:37.103	+13.624	181.208	15:32:29.428
7	47.788	119.226	50.004	83.141	57.093	2:34.885	+11.406	185.567	15:35:04.313
8	48.048	114.309	50.809	84.375	56.919	2:35.776	+12.297	173.355	15:37:40.089
9	47.428	120.391	50.013	88.816	55.895	2:33.336	+9.857	175.896	15:40:13.425

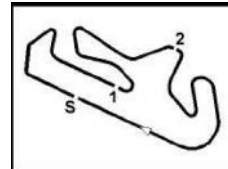
Chief of Timing & Scoring

Timegear

Race Director

Stewards

Licensed to: Autodromo Internacional do Algarve


Algarve Classic Festival 2013

HISTORIC ENDURANCE & CSS

AIA - FIA FAST/FAST 4.653 Km

RACE 2

20/10/2013 14:55

Race (50:00 Time) started at 15:16:05

Lap	S1	Spd P1	S2	Spd P2	S3	Lap Tm	Diff	MaxSpd	Time of Day
10	47.017	124.865	48.747	92.943	55.518	2:31.282	+7.803	180.905	15:42:44.707
p11	47.358	116.348	49.541	85.241		2:36.033	+12.554	171.429	15:45:20.740
12		122.655	48.930	92.545	55.519	4:08.589	+1:45.110		15:49:29.329
13	46.886	125.572	48.638	85.578	55.266	2:30.790	+7.311	189.142	15:52:00.119
14	46.501	116.839	49.296	83.721	54.814	2:30.611	+7.132	179.402	15:54:30.730
15	45.730	127.448	48.795	90.452	55.773	2:30.298	+6.819	190.813	15:57:01.028
16	46.232	128.930	47.725	89.478	54.761	2:28.718	+5.239	195.298	15:59:29.746
17	45.389	124.444	47.926	90.452	53.789	2:27.104	+3.625	195.652	16:01:56.850
18	44.371	134.891	46.978	88.670	52.130	2:23.479		194.946	16:04:20.329
19	45.429	132.632	47.618	89.850	53.018	2:26.065	+2.586	194.245	16:06:46.394
20	44.767	125.430	47.203	102.662	52.462	2:24.432	+0.953	191.150	16:09:10.826

(520) Fabrica Italiana

1	59.998	105.903	56.535	82.317	1:02.225	2:58.758	+34.654	130.277	15:19:13.314
2	50.393	105.100	53.622	75.524	58.206	2:42.221	+18.117	167.183	15:21:55.535
3	49.616	112.000	53.558	85.646	58.120	2:41.294	+17.190	175.896	15:24:36.829
4	49.981	121.313	52.218	89.035	57.340	2:39.539	+15.435	178.808	15:27:16.368
5	48.419	121.048	52.109	90.226	56.375	2:36.903	+12.799	184.615	15:29:53.271
6	47.846	118.335	51.439	82.759	57.894	2:37.179	+13.075	184.932	15:32:30.450
7	48.020	127.742	50.449	84.772	56.582	2:35.051	+10.947	185.249	15:35:05.501
8	48.306	136.889	50.845	89.256	55.900	2:35.051	+10.947	185.249	15:37:40.552
9	47.544	118.970	50.485	92.072	55.441	2:33.470	+9.366	186.207	15:40:14.022
p10	47.594	131.219	48.532	95.915		2:36.327	+12.223	183.051	15:42:50.349
11		128.185	49.175	97.385	55.263	4:15.838	+1:51.734		15:47:06.187
12	45.767	126.865	50.273	86.817	54.793	2:30.833	+6.729	175.610	15:49:37.020
13	46.376	122.249	48.456	98.630	55.058	2:29.890	+5.786	181.208	15:52:06.910
14	45.781	127.302	47.793	95.070	53.963	2:27.537	+3.433	181.513	15:54:34.447
15	45.599	131.530	47.495	95.575	53.887	2:26.981	+2.877	183.051	15:57:01.428
16	46.439	128.037	48.332	87.379	55.509	2:30.280	+6.176	182.741	15:59:31.708
17	45.428	127.156	48.880	92.229	52.475	2:26.783	+2.679	181.818	16:01:58.491
18	44.824	134.075	47.158	98.811	52.122	2:24.104		181.818	16:04:22.595
19	45.184	121.579	47.229	98.720	53.589	2:26.002	+1.898	180.301	16:06:48.597
20	45.344	133.269	47.024	97.210	53.874	2:26.242	+2.138	178.218	16:09:14.839

(115) ASM Team

1	1:02.080	105.100	58.204	73.821	1:03.786	3:04.070	+40.980	141.732	15:19:13.550
2	51.241	106.207	53.728	83.269	1:00.128	2:45.097	+22.007	157.434	15:21:58.647
3	49.199	104.802	54.232	81.020	59.823	2:43.254	+20.164	177.340	15:24:41.901
4	49.993	121.446	52.347	84.507	59.827	2:42.167	+19.077	177.924	15:27:24.068
5	49.481	119.098	52.799	90.680	59.975	2:42.255	+19.165	180.602	15:30:06.323
6	49.473	121.048	51.808	86.262	58.712	2:39.993	+16.903	181.818	15:32:46.316
7	49.589	125.006	52.482	83.786	59.166	2:41.237	+18.147	183.673	15:35:27.553
8	49.729	121.446	50.959	84.375	57.546	2:38.234	+15.144	173.633	15:38:05.787
9	47.679	124.166	50.199	81.264	55.860	2:33.738	+10.648	180.602	15:40:39.525
10	47.662	118.335	49.653	80.238	56.244	2:33.559	+10.469	183.051	15:43:13.084
p11	47.544	132.950	49.326	79.237		2:35.041	+11.951	180.602	15:45:48.125
12		120.391	48.845	89.701	55.088	4:22.051	+1:58.961		15:50:10.176
13	48.869	113.374	48.557	90.226	53.650	2:31.076	+7.986	186.528	15:52:41.252
14	45.471	136.889	46.028	95.070	52.821	2:24.320	+1.230	185.249	15:55:05.572

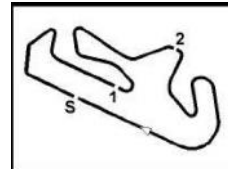
Chief of Timing & Scoring

Timegear

Race Director

Stewards

Licensed to: Autodromo Internacional do Algarve


Algarve Classic Festival 2013

HISTORIC ENDURANCE & CSS

AIA - FIA FAST/FAST 4.653 Km

RACE 2

20/10/2013 14:55

Race (50:00 Time) started at 15:16:05

Lap	S1	Spd P1	S2	Spd P2	S3	Lap Tm	Diff	MaxSpd	Time of Day
15	45.472	118.335	46.724	90.000	52.794	2:24.990	+1.900	184.932	15:57:30.562
16	44.931	136.889	45.782	89.925	52.377	2:23.090		188.153	15:59:53.652
17	45.891	127.156	46.909	90.452	52.821	2:25.621	+2.531	189.474	16:02:19.273
18	45.711	125.430	46.509	93.995	52.635	2:24.855	+1.765	186.528	16:04:44.128
19	45.252	143.071	45.531	93.345	52.483	2:23.266	+0.176	183.673	16:07:07.394
20	45.859	131.530	46.424	93.669	53.010	2:25.293	+2.203	185.567	16:09:32.687
(35) Juan Carlos Zorrilla									
1	1:02.054	91.788	58.283	75.683	1:02.948	3:03.285	+39.852	127.208	15:19:19.664
2	53.260	99.088	57.106	74.329	1:02.055	2:52.421	+28.988	157.895	15:22:12.085
3	53.098	108.070	55.023	84.507	1:03.110	2:51.231	+27.798	159.763	15:25:03.316
4	53.331	99.802	55.341	73.973	1:04.798	2:53.470	+30.037	156.522	15:27:56.786
5	52.926	99.088	55.831	73.370	1:03.562	2:52.319	+28.886	156.295	15:30:49.105
6	51.621	120.653	53.686	71.334	1:01.356	2:46.663	+23.230	167.702	15:33:35.768
7	50.559	111.549	54.755	83.721	1:03.293	2:48.607	+25.174	172.800	15:36:24.375
p8	51.046	110.219	52.788	85.578		2:47.479	+24.046	161.919	15:39:11.854
9		117.707	48.826	89.256	53.973	4:44.256	+2:20.823		15:43:56.110
10	44.974	126.575	47.456	91.603	53.372	2:25.802	+2.369	182.125	15:46:21.912
11	45.556	125.714	47.528	82.380	52.981	2:26.065	+2.632	177.049	15:48:47.977
12	44.707	130.447	47.343	80.119	52.797	2:24.847	+1.414	184.932	15:51:12.824
13	44.879	131.219	46.927	90.604	52.560	2:24.366	+0.933	181.818	15:53:37.190
14	44.905	131.374	47.883	82.380	52.296	2:25.084	+1.651	185.886	15:56:02.274
15	44.392	136.720	47.285	88.163	52.349	2:24.026	+0.593	184.615	15:58:26.300
16	44.411	132.315	46.873	95.745	52.812	2:24.096	+0.663	181.513	16:00:50.396
17	44.417	126.575	46.908	93.831	52.181	2:23.506	+0.073	182.432	16:03:13.902
18	46.183	126.000	46.695	86.538	52.800	2:25.678	+2.245	180.602	16:05:39.580
19	44.352	132.157	47.084	87.379	51.997	2:23.433		182.741	16:08:03.013
(500) Pedro Correia Mendes									
1	1:01.101	96.585	56.671	77.531	1:02.725	3:00.497	+30.808	130.435	15:19:15.608
2	51.535	116.962	53.683	79.529	59.088	2:44.306	+14.617	169.279	15:21:59.914
3	50.296	121.313	53.550	80.657	58.604	2:42.450	+12.761	175.325	15:24:42.364
4	50.732	118.715	53.374	83.851	58.276	2:42.382	+12.693	170.616	15:27:24.746
5	49.467	120.391	1:01.656	84.772	58.692	2:49.815	+20.126	172.800	15:30:14.561
6	49.536	127.156	52.852	83.462	57.742	2:40.130	+10.441	167.963	15:32:54.691
7	49.749	134.400	52.518	81.387	59.349	2:41.616	+11.927	171.157	15:35:36.307
8	50.566	120.916	54.015	84.639	57.758	2:42.339	+12.650	166.667	15:38:18.646
p9	50.274	130.141	51.920	88.525		2:43.196	+13.507	169.014	15:41:01.842
10		100.344	52.785	84.178	55.171	4:25.169	+1:55.480		15:45:27.011
11	47.503	110.328	50.108	88.235	55.377	2:32.988	+3.299	171.975	15:47:59.999
12	50.756	112.912	49.967	89.478	55.703	2:36.426	+6.737	171.157	15:50:36.425
13	47.506	122.249	48.857	96.688	55.443	2:31.806	+2.117	168.750	15:53:08.231
14	48.041	123.612	48.622	93.023	54.025	2:30.688	+0.999	171.975	15:55:38.919
15	47.247	121.446	48.764	91.448	55.011	2:31.022	+1.333	171.429	15:58:09.941
16	46.953	126.720	48.661	88.962	54.075	2:29.689		170.886	16:00:39.630
17	47.070	121.313	48.685	86.817	54.065	2:29.820	+0.131	173.077	16:03:09.450
18	47.244	125.714	49.398	90.604	55.126	2:31.768	+2.079	174.194	16:05:41.218
19	47.509	128.185	49.963	95.322	56.581	2:34.053	+4.364	175.325	16:08:15.271

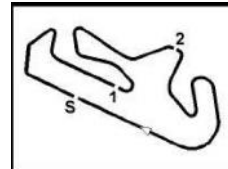
Chief of Timing & Scoring

Timegear

Race Director

Stewards

Licensed to: Autodromo Internacional do Algarve


Algarve Classic Festival 2013

HISTORIC ENDURANCE & CSS

AIA - FIA FAST/FAST 4.653 Km

RACE 2

20/10/2013 14:55

Race (50:00 Time) started at 15:16:05

Lap	S1	Spd P1	S2	Spd P2	S3	Lap Tm	Diff	MaxSpd	Time of Day
(46) Carlos Manuel Santos									
1	58.085	109.565	54.101	71.334	1:00.426	2:52.612	+20.713	140.992	15:19:03.049
2	50.633	113.723	52.973	77.088	59.890	2:43.496	+11.597	167.702	15:21:46.545
3	50.509	116.716	51.968	87.520	58.774	2:41.251	+9.352	166.410	15:24:27.796
4	50.488	115.380	51.990	83.462	57.820	2:40.298	+8.399	168.487	15:27:08.094
5	49.482	123.612	51.528	85.511	57.187	2:38.197	+6.298	168.750	15:29:46.291
6	49.665	119.612	51.448	87.520	56.887	2:38.000	+6.101	167.702	15:32:24.291
7	49.292	126.000	50.621	81.325	56.056	2:35.969	+4.070	169.279	15:35:00.260
8	48.832	120.391	50.498	90.226	56.569	2:35.899	+4.000	169.811	15:37:36.159
9	49.688	119.098	49.853	91.293	55.154	2:34.695	+2.796	166.924	15:40:10.854
10	47.238	125.288	49.657	91.293	55.004	2:31.899		170.347	15:42:42.753
p11	47.440	125.006	49.533	86.056		2:34.563	+2.664	169.014	15:45:17.316
12		113.374	53.285	91.216	57.791	4:23.896	+1:51.997		15:49:41.212
13	50.458	111.662	52.605	87.379	59.030	2:42.093	+10.194	155.844	15:52:23.305
14	50.881	115.260	51.271	93.023	56.148	2:38.300	+6.401	150.209	15:55:01.605
15	48.849	114.427	50.311	94.488	55.075	2:34.235	+2.336	153.627	15:57:35.840
16	48.986	118.588	52.854	95.915	1:03.941	2:45.781	+13.882	158.824	16:00:21.621
17	57.203	108.813	53.418	94.406	56.089	2:46.710	+14.811	130.751	16:03:08.331
18	49.673	114.783	51.199	92.624	54.927	2:35.799	+3.900	154.066	16:05:44.130
19	47.794	122.791	49.882	98.361	54.440	2:32.116	+0.217	163.636	16:08:16.246
(10) Monteiro Competicoes									
1	1:01.894	98.211	57.089	67.967	1:03.937	3:02.920	+30.825	144.578	15:19:13.079
2	50.110	103.723	53.797	74.586	1:00.230	2:44.137	+12.042	176.759	15:21:57.216
3	49.806	107.338	56.922	69.231	59.474	2:46.202	+14.107	180.905	15:24:43.418
4	50.376	110.769	53.399	77.364	58.710	2:42.485	+10.390	174.194	15:27:25.903
5	49.071	110.109	53.940	82.949	58.550	2:41.561	+9.466	182.125	15:30:07.464
6	49.209	107.860	53.193	78.832	57.901	2:40.303	+8.208	182.125	15:32:47.767
7	49.075	111.549	52.810	80.477	58.096	2:39.981	+7.886	181.818	15:35:27.748
8	48.336	111.887	51.631	76.056	56.831	2:36.798	+4.703	183.673	15:38:04.546
9	48.075	120.260	50.623	78.775	54.953	2:33.651	+1.556	177.924	15:40:38.197
p10	47.614	121.313	50.632	78.717		2:39.230	+7.135	176.471	15:43:17.427
11		110.219	51.892	80.178	56.111	4:17.674	+1:45.579		15:47:35.101
12	50.685	126.143	50.242	86.677	56.091	2:37.018	+4.923	162.406	15:50:12.119
13	49.614	116.962	51.187	76.164	55.426	2:36.227	+4.132	184.300	15:52:48.346
14	47.900	128.780	49.496	85.782	54.699	2:32.095		173.913	15:55:20.441
15	47.283	120.000	51.596	90.377	55.175	2:34.054	+1.959	171.701	15:57:54.495
16	46.302	124.584	48.683	79.121	1:02.617	2:37.602	+5.507	180.000	16:00:32.097
17	46.766	124.166	54.466	83.591	55.213	2:36.445	+4.350	178.808	16:03:08.542
18	49.430	129.231	51.988	86.817	54.389	2:35.807	+3.712	152.975	16:05:44.349
19	47.990	119.226	51.510	90.528	54.809	2:34.309	+2.214	161.677	16:08:18.658
(504) Fernando Gaspar									
1	1:01.255	107.650	54.696	79.764	58.534	2:54.485	+22.298	133.663	15:19:05.034
2	51.070	117.832	53.178	77.586	58.681	2:42.929	+10.742	160.000	15:21:47.963
3	50.093	122.927	52.535	83.141	57.602	2:40.230	+8.043	160.000	15:24:28.193
4	49.814	120.916	53.169	77.309	57.265	2:40.248	+8.061	162.406	15:27:08.441
5	49.375	125.857	52.936	81.756	56.569	2:38.880	+6.693	162.896	15:29:47.321
6	49.520	124.865	52.393	82.005	56.508	2:38.421	+6.234	161.435	15:32:25.742

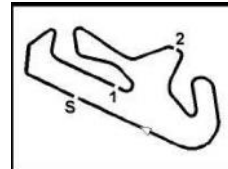
Chief of Timing & Scoring

Timegear

Race Director

Stewards

Licensed to: Autodromo Internacional do Algarve


Algarve Classic Festival 2013

HISTORIC ENDURANCE & CSS

AIA - FIA FAST/FAST 4.653 Km

RACE 2

20/10/2013 14:55

Race (50:00 Time) started at 15:16:05

Lap	S1	Spd P1	S2	Spd P2	S3	Lap Tm	Diff	MaxSpd	Time of Day
7	48.898	128.780	50.944	86.262	55.870	2:35.712	+3.525	163.636	15:35:01.454
8	49.162	131.686	50.557	87.308	56.056	2:35.775	+3.588	163.636	15:37:37.229
9	50.703	129.988	51.370	89.552	55.075	2:37.148	+4.961	163.389	15:40:14.377
p10	48.306	135.055	50.328	83.013		2:36.511	+4.324	164.384	15:42:50.888
11		113.258	52.083	90.000	55.311	4:25.801	+1:53.614		15:47:16.689
12	48.333	121.712	49.875	97.385	55.975	2:34.183	+1.996	162.162	15:49:50.872
p13	49.189	121.313	51.006	92.545		2:38.056	+5.869	156.522	15:52:28.928
14		124.724	50.061	94.241	55.007	3:17.164	+44.977		15:55:46.092
15	47.999	130.447	48.696	113.089	55.492	2:32.187		160.954	15:58:18.279
16	48.509	126.431	49.298	105.779	56.214	2:34.021	+1.834	161.677	16:00:52.300
17	48.429	134.400	48.800	111.801	55.869	2:33.098	+0.911	160.954	16:03:25.398
18	48.960	132.000	49.645	96.085	55.611	2:34.216	+2.029	159.292	16:05:59.614
19	48.825	132.950	50.222	80.717	55.345	2:34.392	+2.205	158.590	16:08:34.006

(45) Pedro Pitta

1	1:01.174	95.094	58.182	74.586	1:03.039	3:02.395	+35.915	130.751	15:19:18.924
2	53.365	99.623	56.888	72.144	1:02.248	2:52.501	+26.021	155.844	15:22:11.425
3	51.529	110.548	54.828	83.205	1:00.815	2:47.172	+20.692	173.077	15:24:58.597
4	49.978	111.549	54.104	82.822	1:15.034	2:59.116	+32.636	185.249	15:27:57.713
5	53.277	122.655	54.811	79.470	1:02.744	2:50.832	+24.352	157.205	15:30:48.545
6	50.367	124.724	53.883	83.656	1:00.458	2:44.708	+18.228	184.932	15:33:33.253
7	50.144	127.448	54.241	74.227	1:00.698	2:45.083	+18.603	179.402	15:36:18.336
p8	49.431	124.305	51.753	88.597		2:42.361	+15.881	185.249	15:39:00.697
9		124.865	50.655	79.646	56.563	4:19.752	+1:53.272		15:43:20.449
10	47.556	117.707	51.052	80.899	56.501	2:35.109	+8.629	184.615	15:45:55.558
11	47.163	137.058	49.878	81.142	57.970	2:35.011	+8.531	186.528	15:48:30.569
12	48.570	129.382	49.917	87.308	56.019	2:34.506	+8.026	185.886	15:51:05.075
13	47.756	125.288	50.229	88.452	56.816	2:34.801	+8.321	188.482	15:53:39.876
14	46.377	137.739	48.578	93.345	55.735	2:30.690	+4.210	189.142	15:56:10.566
15	45.921	136.216	48.735	89.182	57.547	2:32.203	+5.723	188.811	15:58:42.769
16	45.612	138.254	48.121	89.850	54.774	2:28.507	+2.027	190.141	16:01:11.276
17	45.377	128.037	48.769	87.027	56.123	2:30.269	+3.789	189.807	16:03:41.545
18	46.215	140.532	47.710	89.330	53.492	2:27.417	+0.937	183.986	16:06:08.962
19	45.056	142.336	47.719	102.564	53.705	2:26.480		189.142	16:08:35.442

(516) Joao Diogo Lopes

1	1:00.979	97.093	56.737	79.412	1:00.606	2:58.322	+23.805	136.364	15:19:10.770
2	52.028	113.143	56.153	84.972	1:00.204	2:48.385	+13.868	151.261	15:21:59.155
3	51.846	120.916	53.758	81.880	58.196	2:43.800	+9.283	151.261	15:24:42.955
4	51.731	108.813	53.661	86.400	58.228	2:43.620	+9.103	154.286	15:27:26.575
5	51.919	123.337	53.937	84.112	57.902	2:43.758	+9.241	152.327	15:30:10.333
6	51.047	129.988	52.980	87.308	58.418	2:42.445	+7.928	153.409	15:32:52.778
7	50.400	134.727	52.608	89.850	57.729	2:40.737	+6.220	152.975	15:35:33.515
8	49.597	135.385	52.000	89.404	57.581	2:39.178	+4.661	152.542	15:38:12.693
p9	49.881	134.563	55.281	82.822		2:47.977	+13.460	152.975	15:41:00.670
10		122.115	52.025	90.075	55.961	4:15.839	+1:41.322		15:45:16.509
11	49.773	114.902	51.299	90.986	56.278	2:37.350	+2.833	150.418	15:47:53.859
12	49.920	129.382	51.215	91.525	55.856	2:36.991	+2.474	152.975	15:50:30.850
13	49.987	122.249	50.604	97.210	55.177	2:35.768	+1.251	149.378	15:53:06.618

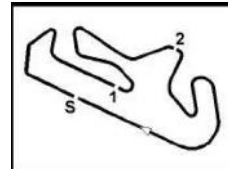
Chief of Timing & Scoring

Timegear

Race Director

Stewards

Licensed to: Autodromo Internacional do Algarve


Algarve Classic Festival 2013

HISTORIC ENDURANCE & CSS

AIA - FIA FAST/FAST 4.653 Km

RACE 2

20/10/2013 14:55

Race (50:00 Time) started at 15:16:05

Lap	S1	Spd P1	S2	Spd P2	S3	Lap Tm	Diff	MaxSpd	Time of Day
14	49.896	112.454	50.735	97.035	55.241	2:35.872	+1.355	150.628	15:55:42.490
15	49.113	133.430	50.242	96.257	55.418	2:34.773	+0.256	153.627	15:58:17.263
16	49.738	122.115	51.104	93.750	54.986	2:35.828	+1.311	150.418	16:00:53.091
17	49.164	130.909	50.223	103.846	55.130	2:34.517		153.846	16:03:27.608
18	49.109	134.237	50.398	90.301	55.280	2:34.787	+0.270	152.758	16:06:02.395
19	49.381	134.563	51.120	102.273	55.515	2:36.016	+1.499	149.378	16:08:38.411
(550) Jose Mota									
1	1:01.353	97.093	56.755	75.472	1:00.523	2:58.631	+29.573	138.996	15:19:09.696
2	48.880	109.674	53.022	78.488	58.308	2:40.210	+11.152	175.325	15:21:49.906
3	49.911	105.399	55.053	74.074	1:00.124	2:45.088	+16.030	172.524	15:24:34.994
4	48.516	107.442	52.653	75.896	58.037	2:39.206	+10.148	183.362	15:27:14.200
5	49.322	111.102	52.009	81.325	57.167	2:38.498	+9.440	179.700	15:29:52.698
6	47.725	113.607	51.445	80.778	57.910	2:37.080	+8.022	180.905	15:32:29.778
7	47.820	124.305	50.464	81.203	56.775	2:35.059	+6.001	184.932	15:35:04.837
8	47.899	112.113	51.082	83.013	54.439	2:33.420	+4.362	185.886	15:37:38.257
9	47.262	134.237	49.011	83.269	53.785	2:30.058	+1.000	187.826	15:40:08.315
10	46.472	121.846	49.145	84.906	53.441	2:29.058		191.150	15:42:37.373
p11	45.819	119.098	49.389	82.695		2:31.863	+2.805	189.142	15:45:09.236
12		121.180	52.393	100.000	54.618	5:37.487	+3:08.429		15:50:46.723
13	48.237	134.400	51.205	95.322	57.053	2:36.495	+7.437	181.208	15:53:23.218
14	47.103	118.715	50.457	97.385	1:01.202	2:38.762	+9.704	184.932	15:56:01.980
15	47.874	115.500	53.231	77.364	59.914	2:41.019	+11.961	171.429	15:58:42.999
16	48.394	116.839	52.437	81.020	54.682	2:35.513	+6.455	169.811	16:01:18.512
17	49.311	108.281	52.996	92.704	56.469	2:38.776	+9.718	173.913	16:03:57.288
18	49.706	113.143	51.419	86.193	55.897	2:37.022	+7.964	170.886	16:06:34.310
19	48.188	107.860	51.076	81.818	56.171	2:35.435	+6.377	181.208	16:09:09.745
(38) Luis Delso									
1	58.831	108.813	54.828	79.353	1:00.148	2:53.807	+35.108	144.578	15:19:02.362
2	50.474	116.593	53.231	80.778	1:00.932	2:44.637	+25.938	167.442	15:21:46.999
3	51.455	114.074	1:16.005	92.150	59.154	3:06.614	+47.915	165.391	15:24:53.613
4	49.695	109.134	53.163	80.238	1:00.287	2:43.145	+24.446	179.104	15:27:36.758
5	50.314	113.490	52.718	87.948	58.455	2:41.487	+22.788	180.000	15:30:18.245
6	48.854	119.612	51.845	84.706	58.636	2:39.335	+20.636	180.301	15:32:57.580
7	49.073	117.333	51.792	85.851	58.399	2:39.264	+20.565	181.513	15:35:36.844
8	49.463	125.857	53.146	84.507	57.774	2:40.383	+21.684	173.077	15:38:17.227
9	48.512	120.653	51.975	90.301	58.114	2:38.601	+19.902	182.741	15:40:55.828
p10	48.622	128.780	51.214	88.670		2:39.749	+21.050	170.079	15:43:35.577
p11		109.349	56.790	75.209		4:25.819	+2:07.120		15:48:01.396
12		120.916	47.098	99.356	49.786	4:34.497	+2:15.798		15:52:35.893
13	45.410	114.902	47.399	93.831	51.496	2:24.305	+5.606	186.207	15:55:00.198
14	46.114	111.662	48.516	88.380	50.850	2:25.480	+6.781	186.851	15:57:25.678
15	44.242	120.916	47.160	84.906	51.047	2:22.449	+3.750	187.175	15:59:48.127
16	43.946	132.473	46.223	93.184	50.017	2:20.186	+1.487	187.175	16:02:08.313
17	43.709	114.545	46.199	90.301	50.047	2:19.955	+1.256	193.202	16:04:28.268
18	43.437	129.382	45.379	96.257	49.883	2:18.699		192.171	16:06:46.967
19	44.727	118.083	47.261	92.150	51.133	2:23.121	+4.422	191.489	16:09:10.088

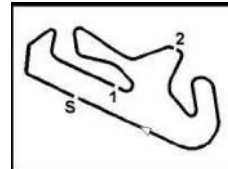
Chief of Timing & Scoring

Timegear

Race Director

Stewards

Licensed to: Autodromo Internacional do Algarve


Algarve Classic Festival 2013

HISTORIC ENDURANCE & CSS

AIA - FIA FAST/FAST 4.653 Km

RACE 2

20/10/2013 14:55

Race (50:00 Time) started at 15:16:05

Lap	S1	Spd P1	S2	Spd P2	S3	Lap Tm	Diff	MaxSpd	Time of Day
(538) Rui Moura									
1	1:01.490	93.491	57.274	76.541	1:03.632	3:02.396	+28.675	140.078	15:19:14.900
2	51.298	121.180	54.284	79.295	1:01.789	2:47.371	+13.650	166.154	15:22:02.271
3	51.490	122.384	55.593	73.770	1:02.791	2:49.874	+16.153	165.899	15:24:52.145
4	53.102	109.349	55.211	78.091	1:17.087	3:05.400	+31.679	159.292	15:27:57.545
5	52.914	104.113	56.677	73.469	1:03.137	2:52.728	+19.007	164.885	15:30:50.273
6	51.242	122.249	54.947	77.978	1:01.401	2:47.590	+13.869	166.154	15:33:37.863
7	50.603	124.724	53.522	84.047	1:01.523	2:45.648	+11.927	167.702	15:36:23.511
p8	49.444	133.913	52.674	80.717		2:46.586	+12.865	168.750	15:39:10.097
9		119.870	53.790	69.994	59.215	4:36.932	+2:03.211		15:43:47.029
10	51.041	131.219	54.062	76.978	59.383	2:44.486	+10.765	167.183	15:46:31.515
11	49.582	135.385	51.809	79.412	58.245	2:39.636	+5.915	168.487	15:49:11.151
12	49.754	130.294	50.928	77.698	57.222	2:37.904	+4.183	167.442	15:51:49.055
13	48.415	133.752	49.918	80.238	58.036	2:36.369	+2.648	167.702	15:54:25.424
14	49.142	133.109	51.799	88.962	57.335	2:38.276	+4.555	167.442	15:57:03.700
15	48.865	139.296	50.271	92.229	57.914	2:37.050	+3.329	168.750	15:59:40.750
16	48.757	136.384	50.126	85.851	56.076	2:34.959	+1.238	170.079	16:02:15.709
17	49.338	124.865	49.794	87.237	55.502	2:34.634	+0.913	169.279	16:04:50.343
18	47.652	143.256	51.171	84.375	56.414	2:35.237	+1.516	167.702	16:07:25.580
19	48.740	136.889	49.411	91.525	55.570	2:33.721		167.442	16:09:59.301
(546) Radical Seguros									
1	1:01.028	103.820	56.851	74.896	1:03.556	3:01.435	+24.603	133.995	15:19:15.273
2	52.732	118.083	53.599	79.121	59.993	2:46.324	+9.492	159.292	15:22:01.597
3	50.915	119.226	53.492	80.178	58.867	2:43.274	+6.442	157.664	15:24:44.871
4	50.948	117.458	53.137	81.509	58.189	2:42.274	+5.442	158.590	15:27:27.145
5	50.746	129.684	52.814	85.578	58.396	2:41.956	+5.124	159.057	15:30:09.101
6	50.404	132.000	51.878	86.056	58.029	2:40.311	+3.479	157.434	15:32:49.412
7	51.652	130.909	52.530	84.906	57.826	2:42.008	+5.176	158.126	15:35:31.420
8	49.844	132.157	52.166	88.816	59.046	2:41.056	+4.224	155.620	15:38:12.476
9	49.279	136.049	51.253	90.150	56.300	2:36.832		155.844	15:40:49.308
p10	49.430	133.109	50.851	93.750		2:38.626	+1.794	155.620	15:43:27.934
11		106.309	57.279	80.297	1:03.997	4:30.508	+1:53.676		15:47:58.442
12	53.643	114.545	54.273	81.081	1:00.653	2:48.569	+11.737	154.286	15:50:47.011
13	52.601	111.549	54.617	83.656	59.694	2:46.912	+10.080	151.899	15:53:33.923
14	53.489	120.916	55.414	83.916	59.667	2:48.570	+11.738	152.975	15:56:22.493
15	53.233	110.880	55.032	80.059	59.635	2:47.900	+11.068	148.760	15:59:10.393
16	52.420	116.716	56.364	82.822	59.422	2:48.206	+11.374	155.172	16:01:58.599
17	51.985	119.098	54.554	79.882	59.152	2:45.691	+8.859	155.172	16:04:44.290
18	51.686	129.684	54.583	86.677	58.182	2:44.451	+7.619	154.506	16:07:28.741
19	52.400	121.846	53.338	87.027	59.435	2:45.173	+8.341	156.977	16:10:13.914
(507) Madalena Mayer Gaspar									
1	1:01.583	95.669	57.395	73.519	1:03.396	3:02.374	+23.204	131.387	15:19:15.771
2	56.034	110.880	56.346	74.586	1:03.202	2:55.582	+16.412	158.824	15:22:11.353
3	53.747	107.755	55.786	80.297	1:03.139	2:52.672	+13.502	157.895	15:25:04.025
4	54.519	107.546	55.666	77.475	1:03.466	2:53.651	+14.481	153.846	15:27:57.676
5	53.340	109.782	55.966	78.488	1:03.391	2:52.697	+13.527	160.954	15:30:50.373
6	51.654	124.305	54.029	83.786	1:00.462	2:46.145	+6.975	159.057	15:33:36.518

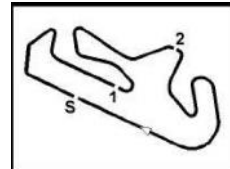
Chief of Timing & Scoring

Timegear

Race Director

Stewards

Licensed to: Autodromo Internacional do Algarve


Algarve Classic Festival 2013

HISTORIC ENDURANCE & CSS

AIA - FIA FAST/FAST 4.653 Km

RACE 2

20/10/2013 14:55

Race (50:00 Time) started at 15:16:05

Lap	S1	Spd P1	S2	Spd P2	S3	Lap Tm	Diff	MaxSpd	Time of Day
7	51.470	129.836	53.357	76.433	1:00.897	2:45.724	+6.554	159.057	15:36:22.242
8	51.098	125.572	52.630	77.143	59.425	2:43.153	+3.983	156.977	15:39:05.395
p9	51.185	121.579	52.605	73.519		2:44.550	+5.380	156.295	15:41:49.945
10		113.957	54.236	82.822	1:00.276	4:23.956	+1:44.786		15:46:13.901
11	52.060	115.500	52.922	88.307	1:03.161	2:48.143	+8.973	158.358	15:49:02.044
12	50.681	120.916	52.486	90.377	57.090	2:40.257	+1.087	159.527	15:51:42.301
13	51.142	108.176	52.522	91.216	1:03.639	2:47.303	+8.133	148.760	15:54:29.604
14	50.663	116.226	52.377	72.825	59.187	2:42.227	+3.057	156.295	15:57:11.831
15	51.558	125.288	54.220	74.948	57.896	2:43.674	+4.504	156.749	15:59:55.505
16	51.445	113.374	53.293	87.948	58.289	2:43.027	+3.857	157.205	16:02:38.532
17	50.371	134.727	51.933	78.035	56.866	2:39.170		155.844	16:05:17.702
18	50.905	134.727	51.750	78.374	57.306	2:39.961	+0.791	154.950	16:07:57.663

(91) Francisco Serrano

p1	1:00.500	80.934	1:01.527	68.571		3:12.893	+56.096	132.191	15:19:33.490
2		111.662	50.587	84.047	55.966	4:48.355	+2:31.558		15:24:21.845
3	46.149	123.063	50.297	80.899	55.228	2:31.674	+14.877	184.615	15:26:53.519
4	45.155	124.444	48.253	90.452	55.082	2:28.490	+11.693	196.364	15:29:22.009
5	45.547	130.755	48.096	101.029	53.646	2:27.289	+10.492	185.886	15:31:49.298
6	45.594	128.333	48.225	92.387	54.389	2:28.208	+11.411	184.615	15:34:17.506
7	44.582	132.315	46.782	100.652	52.485	2:23.849	+7.052	181.513	15:36:41.355
8	44.193	144.375	46.414	96.774	51.999	2:22.606	+5.809	200.371	15:39:03.961
9	43.627	132.000	45.698	107.037	50.846	2:20.171	+3.374	201.117	15:41:24.132
p10	43.295	138.773	45.363	96.000		2:21.258	+4.461	179.402	15:43:45.390
11		138.082	45.118	103.448	51.766	4:09.709	+1:52.912		15:47:55.099
12	43.541	139.647	44.995	105.058	49.843	2:18.379	+1.582	191.489	15:50:13.478
p13	45.517	135.716	45.188	93.669		2:21.540	+4.743	197.080	15:52:35.018
14		142.703	44.839	98.720	49.984	2:54.882	+38.085		15:55:29.900
15	42.139	148.832	45.038	106.090	49.620	2:16.797		205.714	15:57:46.697
16	42.088	157.054	45.315	113.326	49.952	2:17.355	+0.558	202.247	16:00:04.052
17	43.088	136.552	46.155	108.761	1:02.276	2:31.519	+14.722	203.008	16:02:35.571
18	4:00.293	112.340	46.652	106.404	53.900	5:40.845	+3:24.048	162.896	16:08:16.416

(2) AECD

1	1:04.104	98.824	1:00.344	75.789	1:08.097	3:12.545	+32.559	129.808	15:19:26.443
2	56.019	105.000	59.622	63.011	1:06.838	3:02.479	+22.493	152.758	15:22:28.922
3	56.432	107.442	58.672	69.948	1:05.661	3:00.765	+20.779	145.161	15:25:29.687
4	55.751	101.538	59.092	72.193	1:06.097	3:00.940	+20.954	149.584	15:28:30.627
5	55.117	112.000	59.437	67.290	1:07.165	3:01.719	+21.733	152.758	15:31:32.346
6	54.732	104.113	58.331	69.948	1:04.590	2:57.653	+17.667	146.143	15:34:29.999
7	54.654	111.774	56.341	76.814	1:03.771	2:54.766	+14.780	153.846	15:37:24.765
8	56.081	125.288	58.787	80.357	1:02.322	2:57.190	+17.204	151.261	15:40:21.955
p9	53.253	111.214	56.624	75.577		2:56.712	+16.726	148.760	15:43:18.667
10		130.447	54.115	79.063	1:01.557	4:25.466	+1:45.480		15:47:44.133
11	51.825	123.337	55.534	70.542	1:01.356	2:48.715	+8.729	161.919	15:50:32.848
12	53.802	119.483	56.158	75.419	1:02.011	2:51.971	+11.985	161.194	15:53:24.819
13	51.208	115.500	54.228	66.136	59.414	2:44.850	+4.864	158.590	15:56:09.669
14	49.409	132.315	53.249	72.825	59.188	2:41.846	+1.860	158.126	15:58:51.515
15	50.181	128.037	52.919	74.125	58.690	2:41.790	+1.804	157.664	16:01:33.305

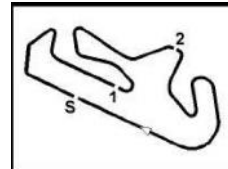
Chief of Timing & Scoring

Timegear

Race Director

Stewards

Licensed to: Autodromo Internacional do Algarve



Algarve Classic Festival 2013

HISTORIC ENDURANCE & CSS

AIA - FIA FAST/FAST 4.653 Km

RACE 2

20/10/2013 14:55

Race (50:00 Time) started at 15:16:05

Lap	S1	Spd P1	S2	Spd P2	S3	Lap Tm	Diff	MaxSpd	Time of Day
16	50.981	117.707	52.963	84.507	57.298	2:41.242	+1.256	169.545	16:04:14.547
17	51.249	123.200	53.735	87.449	56.317	2:41.301	+1.315	157.895	16:06:55.848
18	50.043	125.857	52.303	76.759	57.640	2:39.986		156.295	16:09:35.834
(19) Allen Dice									
1	54.659	110.219	51.379	84.243	55.921	2:41.959	+24.696	151.899	15:18:48.167
2	46.502	112.000	49.151	89.925	54.965	2:30.618	+13.355	183.051	15:21:18.785
3	45.859	115.260	48.382	89.925	54.404	2:28.645	+11.382	179.104	15:23:47.430
4	45.309	116.716	48.270	90.756	53.717	2:27.296	+10.033	180.905	15:26:14.726
5	45.252	121.980	47.759	91.448	54.089	2:27.100	+9.837	182.741	15:28:41.826
6	45.225	118.209	47.729	88.235	53.778	2:26.732	+9.469	185.567	15:31:08.558
7	44.697	122.249	47.661	92.624	54.723	2:27.081	+9.818	183.673	15:33:35.639
8	44.053	120.000	47.437	91.216	52.315	2:23.805	+6.542	190.141	15:35:59.444
9	43.552	127.302	46.400	96.000	52.265	2:22.217	+4.954	186.851	15:38:21.661
10	43.587	118.715	46.507	93.995	50.808	2:20.902	+3.639	189.807	15:40:42.563
p11	43.574	124.305	46.404	97.122		2:23.130	+5.867	189.807	15:43:05.693
12		121.446	46.546	88.889	50.291	4:05.018	+1:47.755		15:47:10.711
13	43.683	120.522	47.116	84.375	49.996	2:20.795	+3.532	185.886	15:49:31.506
14	42.936	124.305	46.336	91.993	49.865	2:19.137	+1.874	196.721	15:51:50.643
15	42.400	123.612	44.692	83.141	50.171	2:17.263		196.007	15:54:07.906
16	43.685	127.302	46.920	84.639	51.071	2:21.676	+4.413	195.298	15:56:29.582
17	44.402	123.474	46.846	89.035	51.619	2:22.867	+5.604	186.528	15:58:52.449
(841) John Hitch									
1	58.043	105.100	53.856	87.805	58.528	2:50.427	+22.858	139.175	15:18:59.128
2	49.162	111.662	52.373	89.182	57.548	2:39.083	+11.514	167.442	15:21:38.211
3	48.765	119.612	53.017	82.380	57.494	2:39.276	+11.707	167.442	15:24:17.487
4	48.268	111.549	52.106	91.371	58.832	2:39.206	+11.637	175.610	15:26:56.693
5	49.121	115.500	51.050	91.603	56.657	2:36.828	+9.259	165.391	15:29:33.521
6	49.131	106.924	51.458	95.745	57.401	2:37.990	+10.421	177.049	15:32:11.511
7	49.182	111.214	51.495	87.876	57.259	2:37.936	+10.367	164.634	15:34:49.447
8	48.873	116.962	51.396	93.588	57.584	2:37.853	+10.284	167.963	15:37:27.300
9	50.261	117.209	52.587	86.124	57.149	2:39.997	+12.428	175.896	15:40:07.297
p10	49.231	114.427	50.604	92.943		2:42.088	+14.519	180.000	15:42:49.385
11		114.074	51.378	74.740	55.718	4:26.422	+1:58.853		15:47:15.807
12	47.808	120.391	50.507	87.167	55.350	2:33.665	+6.096	169.279	15:49:49.472
13	46.339	123.888	49.071	82.443	54.652	2:30.062	+2.493	178.512	15:52:19.534
14	46.118	131.530	47.910	88.091	53.541	2:27.569		174.757	15:54:47.103
15	46.642	115.140	49.711	85.241	54.865	2:31.218	+3.649	184.615	15:57:18.321
16	47.578	121.846	49.405	86.957	54.902	2:31.885	+4.316	181.513	15:59:50.206
p17	50.938	110.109	59.159	79.882		2:51.711	+24.142	163.142	16:02:41.917
(56) Monteiro Competicoes									
1	1:03.121	84.577	58.182	77.419	1:02.200	3:03.503	+32.769	124.855	15:19:16.805
2	54.783	100.617	55.779	76.814	1:02.454	2:53.016	+22.282	146.739	15:22:09.821
3	52.246	101.260	54.795	86.608	59.585	2:46.626	+15.892	152.975	15:24:56.447
4	51.468	106.309	53.793	85.511	1:09.144	2:54.405	+23.671	151.685	15:27:50.852
5	52.831	105.000	54.889	79.823	1:01.989	2:49.709	+18.975	155.172	15:30:40.561
6	51.469	101.912	55.098	78.488	59.636	2:46.203	+15.469	151.261	15:33:26.764

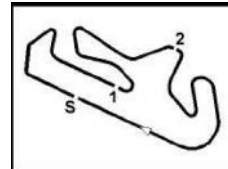
Chief of Timing & Scoring

Timegear

Race Director

Stewards

Licensed to: Autodromo Internacional do Algarve


Algarve Classic Festival 2013

HISTORIC ENDURANCE & CSS

AIA - FIA FAST/FAST 4.653 Km

RACE 2

20/10/2013 14:55

Race (50:00 Time) started at 15:16:05

Lap	S1	Spd P1	S2	Spd P2	S3	Lap Tm	Diff	MaxSpd	Time of Day
7	50.083	101.912	52.878	79.179	58.347	2:41.308	+10.574	157.664	15:36:08.072
p8	51.393	108.281	53.459	83.269		2:45.867	+15.133	155.396	15:38:53.939
9		98.298	53.937	75.736	58.049	4:24.683	+1:53.949		15:43:18.622
p10	48.534	113.490	51.312	85.308		2:40.803	+10.069	162.406	15:45:59.425
11		102.382	51.003	82.886	54.904	8:45.688	+6:14.954		15:54:45.113
12	47.610	113.143	49.252	85.578	56.207	2:33.069	+2.335	166.667	15:57:18.182
13	48.186	108.493	50.347	83.721	54.156	2:32.689	+1.955	168.224	15:59:50.871
14	47.830	116.105	49.206	84.178	53.698	2:30.734		165.391	16:02:21.605
15	48.614	120.916	50.345	87.097	54.924	2:33.883	+3.149	166.410	16:04:55.488
16	49.255	116.593	50.850	78.374	54.929	2:35.034	+4.300	162.651	16:07:30.522
17	48.237	123.474	49.884	84.112	54.904	2:33.025	+2.291	173.913	16:10:03.547
(88) Luis Lopez									
1	56.466	97.178	55.991	70.959	57.837	2:50.294	+27.828	143.426	15:19:06.593
2	47.981	107.027	50.702	76.379	58.167	2:36.850	+14.384	192.513	15:21:43.443
3	46.682	121.712	49.370	79.941	1:06.534	2:42.586	+20.120	189.142	15:24:26.029
4	46.350	113.607	48.998	82.005	55.441	2:30.789	+8.323	190.476	15:26:56.818
5	45.785	132.632	48.947	87.591	54.726	2:29.458	+6.992	203.774	15:29:26.276
6	45.804	119.098	48.305	86.400	55.702	2:29.811	+7.345	194.946	15:31:56.087
7	45.327	118.335	48.012	89.182	53.914	2:27.253	+4.787	204.545	15:34:23.340
8	44.432	122.519	47.300	87.167	53.637	2:25.369	+2.903	209.709	15:36:48.709
9	44.163	127.742	46.504	87.027	52.836	2:23.503	+1.037	208.897	15:39:12.212
p10	43.873	130.909	46.513	88.452		2:29.236	+6.770	201.869	15:41:41.448
11		119.612	46.752	93.995	52.641	3:52.494	+1:30.028		15:45:33.942
12	43.624	134.891	45.356	82.067	53.486	2:22.466		198.895	15:47:56.408
p13	43.597	136.384	50.123	84.507		2:43.452	+20.986	190.813	15:50:39.860
(61) Paulo Antunes									
1	54.769	124.305	49.696	95.154	53.264	2:37.729	+13.018	146.341	15:18:45.089
2	44.515	147.056	47.830	94.488	53.499	2:25.844	+1.133	188.811	15:21:10.933
3	44.137	138.947	48.094	92.943	53.351	2:25.582	+0.871	190.141	15:23:36.515
4	43.947	141.972	47.704	89.256	53.237	2:24.888	+0.177	190.813	15:26:01.403
5	44.010	143.441	47.544	96.171	53.415	2:24.969	+0.258	189.807	15:28:26.372
6	44.068	140.000	47.622	86.608	53.368	2:25.058	+0.347	189.474	15:30:51.430
7	45.410	133.590	47.689	94.820	53.114	2:26.213	+1.502	193.202	15:33:17.643
8	43.901	144.563	47.807	87.027	53.003	2:24.711		189.142	15:35:42.354
9	45.050	123.750	48.372	91.915	54.192	2:27.614	+2.903	178.808	15:38:09.968
p10	48.620	103.433	1:32.606	94.406		3:15.958	+51.247	151.899	15:41:25.926
11		141.248	47.073	89.182	54.676	6:25.541	+4:00.830		15:47:51.467
(65) Rafael Sanchez Alcalá									
1	1:00.854	102.194	57.512	71.952	1:06.431	3:04.797	+14.992	139.896	15:19:14.692
2	55.301	102.006	57.013	74.431	1:03.316	2:55.630	+5.825	151.049	15:22:10.322
3	54.261	109.457	54.628	76.541	1:04.108	2:52.997	+3.192	162.896	15:25:03.319
4	54.882	108.706	55.587	74.948	1:06.508	2:56.977	+7.172	158.590	15:28:00.296
5	53.055	112.683	55.954	71.523	1:04.250	2:53.259	+3.454	162.896	15:30:53.555
6	52.284	112.454	54.136	71.429	1:04.319	2:50.739	+0.934	170.347	15:33:44.294
7	52.664	106.718	54.591	83.205	1:02.550	2:49.805		159.763	15:36:34.099
p8	53.448	117.957	54.739	78.488		2:54.579	+4.774	153.409	15:39:28.678

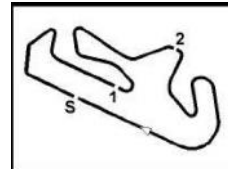
Chief of Timing & Scoring

Timegear

Race Director

Stewards

Licensed to: Autodromo Internacional do Algarve


Algarve Classic Festival 2013

HISTORIC ENDURANCE & CSS

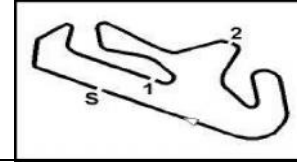
AIA - FIA FAST/FAST 4.653 Km

RACE 2

20/10/2013 14:55

Race (50:00 Time) started at 15:16:05

Lap	S1	Spd P1	S2	Spd P2	S3	Lap Tm	Diff	MaxSpd	Time of Day
(512) Pedro Alves Nogueira									
1	1:03.695	91.259	56.997	72.241	1:03.686	3:04.378	+26.155	140.078	15:19:14.177
2	50.583	121.846	53.129	78.947	59.528	2:43.240	+5.017	169.545	15:21:57.417
3	49.790	120.522	52.048	81.633	58.345	2:40.183	+1.960	179.104	15:24:37.600
4	48.742	121.846	52.026	86.124	57.455	2:38.223		182.741	15:27:15.823
p5	48.506	126.287	53.328	86.747		2:43.241	+5.018	181.818	15:29:59.064
(567) Joao Vascelos									
1		91.636	1:02.052	69.231	1:09.098	15:45.654	+12:42.883		15:32:20.218
2	1:03.255	93.491	1:00.414	73.270	1:09.822	3:13.491	+10.720	137.931	15:35:33.709
3	58.869	102.194	59.578	81.694	1:04.324	3:02.771		135.849	15:38:36.480
p4	59.594	100.526	1:00.139	83.077		3:12.669	+9.898	138.284	15:41:49.149



Algarve Classic Festival 2013

HISTORIC ENDURANCE & CSS

AIA - FIA FAST/FAST 4.653 Km

RACE 2

20/10/2013 14:55

Race (50:00 Time) started at 15:16:05

Competitors	Laps																						
	0	1	2	3	4	5	6	7	8	9	10	11	12	13	14	15	16	17	18	19	20	21	22
Jose Albuquerque (14)	1	14	70	70	70	70	70	70	70	70	70	70	70	70	70	70	70	70	70	14	14	14	14
Allen Dice (19)	2	19	14	14	14	14	14	14	14	14	14	14	14	14	14	14	14	14	14	70	70	70	70
John Sheldon (24)	3	24	61	61	61	61	61	61	61	61	19	19	19	19	19	19	19	19	24	24	24	24	24
Mario Silva (70)	4	70	19	19	19	19	19	19	19	19	77	39	39	39	39	39	39	39	39	39	39	39	39
Paulo Antunes (61)	5	61	77	77	77	77	39	39	39	39	24	550	24	77	24	24	24	24	77	77	77	77	77
Paul Hocking (31)	6	31	24	39	39	39	77	77	77	77	61	46	77	24	77	77	77	77	90	90	90	90	90
Paul Pochciol (77)	7	77	90	24	24	24	24	24	24	24	88	62	88	88	90	90	90	90	31	31	31	31	31
Luis Delso (38)	8	38	39	90	90	90	90	88	88	88	88	39	77	90	90	1	1	31	31	1	1	1	1
John Hitch (841)	9	841	1	1	1	1	88	90	90	90	90	550	24	1	1	31	31	1	1	62	62	62	62
Fernando Soares (1)	10	1	841	841	841	841	1	1	1	1	31	88	31	31	62	62	62	62	520	520	520	520	520
ASM Team (115)	11	115	31	88	88	88	841	841	841	841	46	115	62	62	520	520	520	520	115	115	115	115	115
Pedro Alves Nogueira (512)	12	512	38	46	46	46	46	46	46	46	62	90	520	520	841	841	841	115	35	35			
Rafael Sanchez Alcalá (65)	13	65	46	31	504	504	504	504	504	504	550	841	1	46	841	46	115	115	91	500	500		
Monteiros Competicoes (10)	14	10	504	38	31	31	31	31	31	46	520	31	841	46	115	46	91	841	46	46			
Carlos Manuel Santos (46)	15	46	88	504	550	550	62	62	62	550	62	504	520	504	504	10	91	46	46	10	10		
Fernando Gaspar (504)	16	504	550	550	62	62	550	550	550	62	520	115	841	115	91	91	10	10	10	504	504		
Jose Mota (550)	17	550	516	62	520	512	520	520	520	504	10	504	10	115	500	500	500	500	516	45			
Joao Diogo Lopes (516)	18	516	62	520	512	520	512	115	115	10	10	546	10	91	10	516	516	35	35	45	516		
Rui Moura (538)	19	538	10	10	115	115	115	10	10	115	115	38	61	516	516	504	504	504	504	550	550		
Monteiro Competicoes (56)	20	56	520	512	500	500	10	546	546	546	546	90	516	500	500	550	35	516	516	38	38		
Madalena Mayer Gaspar (507)	21	507	115	115	516	10	546	516	516	516	38	91	91	550	550	35	45	45	45	538	538		
Radical Seguros (546)	22	546	512	516	10	516	516	500	500	38	516	1	546	546	546	45	550	550	550	546	546		
AECD (2)	23	2	65	500	546	546	500	38	38	500	500	516	500	45	35	546	546	546	38	507			
Fabrica Italiana (39)	24	39	538	546	538	38	38	56	56	56	91	500	38	35	45	538	538	38	546	91			
Fabrica Italiana (520)	25	520	546	538	38	56	56	45	45	45	507	45	45	507	538	507	38	538	538	2			
Pedro Correia Mendes (500)	26	500	500	56	56	35	45	35	507	91	56	56	35	538	507	38	507	507	507				
Jorge Correia (62)	27	62	507	65	45	538	35	507	538	507	2	507	507	38	38	2	2	2	2				
Luis Lopez (88)	28	88	56	507	35	507	538	538	35	538	45	35	538	2	2	56	56	56	56				
Juan Carlos Zorrilla (35)	29	35	45	45	65	45	507	65	65	35	538	538	2	56	56								
Pedro Pitta (45)	30	45	35	35	507	65	65	91	91	65	35	2	56										
Francisco Serrano (91)	31	91	2	2	2	2	2	2	2	2													

Chief of Timing & Scoring
Race Director
Stewards

Timegear

HORA DE AFIXACAO:

Algarve Classic Festival 2013

HISTORIC ENDURANCE & CSS

AIA - FIA FAST/FAST 4.653 Km

RACE 2 - OFFICIAL

20/10/2013 14:55

Race (50:00 Time) started at 15:16:05

Pos	No.	Team	Nat.	Driver 1	Driver 2	Car	Model	CC	Class	PIC	Laps	Total Tm	Diff	Best Tm	In Lap
1	14	Jose Albuquerque	PT	J.Albuquerque	F.Albuquerque	FORD	GT40	4700	H-65	1	22	51:50.452		2:06.821	20
2	70	Mario Silva	PT	M.Silva		PORSCHE	911 3.0 RS	3000	H-76	1	22	52:27.617	37.165	2:07.994	20
3	24	John Sheldon	UK	J.Sheldon		LOTUS	Elan	1596	H-65	2	21	52:38.373	1 Lap	2:17.317	18
4	39	Fabrica Italiana	PT	A.Pais	F.Gallego	ALFA ROMEO	1750 GTAM	1962	H-71	1	21	52:42.440	1 Lap	2:20.009	21
5	77	Paul Pochciol	UK	P.Pochciol	T.Pochciol	FORD	Capri RS3100	3400	H-76	2	21	52:52.630	1 Lap	2:20.488	21
6	90	Joao Mira Gomes	PT	J.Mira Gomes	J.Costa	LOTUS	7	1596	H-65	3	21	53:29.530	1 Lap	2:17.218	21
7	31	Paul Hocking	UK	P.Hocking	G.Burnett	ABARTH	Simca 2000GT	1946	H-65	4	21	54:02.679	1 Lap	2:15.634	18
8	1	Fernando Soares	PT	F. Soares		MORRIS MINI	Cooper S	1293	H-65	5	20	52:24.913	2 Laps	2:24.734	18
9	62	Jorge Correia	PT	J.Correia	S.Martins	FORD	Capri 3000 GT	3000	H-76	3	20	53:05.071	2 Laps	2:23.479	18
10	520	Fabrica Italiana	PT	A.Nogueira	F. Sottomayor	ALFA ROMEO	2000 GTV	1962	CSS - H-76	1	20	53:09.084	2 Laps	2:24.104	18
11	115	ASM Team	PT	C.Cruz	C. Aniceto	DATSUN	1200	1298	H-71	2	20	53:26.932	2 Laps	2:23.090	16
12	35	Juan Carlos Zorrilla	ES	J.Zorrilla	J.Lopez	PORSCHE	911 2.0 LWB	1991	H-71	3	19	51:57.258	3 Laps	2:23.433	19
13	500	Pedro Correia Mendes	PT	P.Mendes	L.Mendes	VW	Golf GTI	1588	CSS - H-C	1	19	52:09.516	3 Laps	2:29.689	16
14	46	Carlos Manuel Santos	PT	C.M.Santos	C.A.Santos	DATSUN	1200	1200	H-71	4	19	52:10.491	3 Laps	2:31.899	10
15	10	Monteiros Competicoes	PT	J.Sardinha	M.Monteiro	ALFA ROMEO	Giulia Super Ti	1598	H-65	6	19	52:12.903	3 Laps	2:32.095	14
16	504	Fernando Gaspar	PT	F.Gaspar	F.Mayer G.	DATSUN	1200 GX	1171	CSS - H-71	1	19	52:28.251	3 Laps	2:32.187	15
17	45	Pedro Pitta	PT	P.Pita		MORRIS MINI	Marcos GT	1293	H-71	5	19	52:29.687	3 Laps	2:26.480	19
18	516	Joao Diogo Lopes	PT	J.Lopes	F.Martins	DATSUN	1200 GX	1200	CSS - H-71	2	19	52:32.656	3 Laps	2:34.517	17
19	550	Jose Mota	PT	J.Mota	F.Castro	JAGUAR	XJS	3590	CSS - H-C	2	19	53:03.990	3 Laps	2:29.058	10
20	538	Rui Moura	PT	Rui Moura		VW	Golf GTi	1588	CSS - H-C	3	19	53:53.546	3 Laps	2:33.721	19
21	546	Radical Seguros	PT	F.Chaves	R.Dinis	DATSUN	1200	1171	CSS - H-71	3	19	54:08.159	3 Laps	2:36.832	9
22	38	Luis Delso	ES	L.Delso	C. Miguel	ALFA ROMEO	1750 GTAM	3453	H-71	6	19	55:04.333	3 Laps	2:18.699	18
23	507	Madalena Mayer Gaspar	PT	M.Gaspar	V.Sampaio	VW	Golf GTI	1588	CSS - H-C	4	18	51:51.908	4 Laps	2:39.170	17
24	91	Francisco Serrano	ES	F.Serrano	J. Garcia	BMW	635 CSi	1962	H-C	1	18	52:10.661	4 Laps	2:16.797	15
25	2	AECD	ES	G.Velasco		PORSCHE	356 SC	1600	H-65	7	18	53:30.079	4 Laps	2:39.986	18
26	19	Allen Dice	UK	A.Dice	C.Conoley	MARCOS	1800	1800	H-65	8	17	42:46.694	5 Laps	2:17.263	15
27	841	John Hitch	UK	Je Clark		MG B		1840	H-65	9	17	46:36.162	5 Laps	2:27.569	14
28	56	Monteiro Competicoes	PT	F. Abreu	G. Silva	LOTUS	Elan	1596	H-71	7	17	53:57.792	5 Laps	2:30.734	14
29	88	Luis Lopez	ES	L.Lopez		PORSCHE	911 3.0 RS	3000	H-76	4	13	34:34.105	9 Laps	2:22.466	12
30	61	Paulo Antunes	PT	P.Antunes		DATSUN	1200	1298	H-76	5	11	31:45.712	11 Laps	2:24.711	8
31	65	Rafael Sanchez Alcalá	ES	R.Alcalá		PORSCHE	911 2.7 RS	2700	H-76	6	8	23:22.923	14 Laps	2:49.805	7

Chief of Timing & Scoring

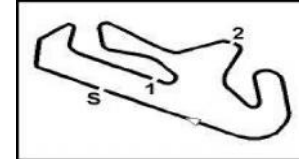
Timegear

Race Director

HORA DE AFIXACAO:

Stewards

.



Algarve Classic Festival 2013

HISTORIC ENDURANCE & CSS

AIA - FIA FAST/FAST 4.653 Km

RACE 2

20/10/2013 14:55

Race (50:00 Time) started at 15:16:05

Pos	No.	Team	Nat.	Driver 1	Driver 2	Car	Model	CC	Class	PIC	Laps	Total Tm	Diff	Best Tm	In Lap
32	512	Pedro Alves Nogueira	PT	P. Nogueira		PORSCHE	924 Turbo	3453	CSS - H-C	5	5	13:53.309	17 Laps	2:38.223	4
33	567	Joao Vascoceles	PT	J.Vascoceles	J.Santos	DATSUN	1200	1200	CSS - H-71	4	4	25:43.394	18 Laps	3:02.771	3
Not qualified															
DNS	63	Jesus Fuster	ES	J.Fuster		PORSCHE	911 3.0 RS	2700	H-76	DNS			DNS		0
DNS	67	Georg Nolte	DE	G.Nolte	F.Stippler		Bizzarini GT5300	5300	H-65	DNS			DNS		0
DNS	3	Manuel Ferrao	PT	M.Ferrao		LOTUS	Elan	1596	H-65	DNS			DNS		0
DNS	68	Salvador Albinana	ES	S.Albinana	J.Ramon	PORSCHE	911 3.0 RS	3000	H-76	DNS			DNS		0
DNS	25	Martin Aubert	ES	M.Aubert	M.Wassmann	LOTUS	Elite	1220	H-65	DNS			DNS		0
DNS	525	Fabrica Italiana	PT	F.Calheiros	J.Amaral	ALFA ROMEO	2000 GTV	1962	CSS - H-76	DNS			DNS		0
DNS	16	Jasper Izaks	NL	J.Izaks	P. R. Hocking	FIAT	Abarth 1000 TC	998	H-65	DNS			DNS		0
DNS	12	Stefano Proietti	UK	S.Proietti		FIAT	Abarth 1000 TC	982	H-65	DNS			DNS		0
DNS	75	Alain Cornaglia	CH	A.Cornaglia	P.Bethencourt	De Tomaso Pantera		5700	H-76	DNS			DNS		0

CAR N. 38 - 120s PENALTY, STEWARDS DECISION N. 28
 CAR N. 70 - 30s PENALTY, STEWARDS DECISION N. 29

Chief of Timing & Scoring

Race Director

Stewards

Timegear

HORA DE AFIXACAO:

.

Licensed to: Autodromo Internacional do Algarve

Algarve Classic Festival 2013

HISTORIC ENDURANCE & CSS

AIA - FIA FAST/FAST 4.653 Km

RACE 2

20/10/2013 14:55

Race (50:00 Time) started at 15:16:05

Pos	No.	Team	Nat.	Driver 1	Driver 2	Car	Model	CC	Class	PIC	Laps	Total Tm	Diff	Best Tm	In Lap
1	14	Jose Albuquerque	PT	J.Albuquerque	F.Albuquerque	FORD	GT40	4700	H-65	1	22	51:50.452		2:06.821	20
2	70	Mario Silva	PT	M.Silva		PORSCHE	911 3.0 RS	3000	H-76	1	22	51:57.617	7.165	2:07.994	20
3	24	John Sheldon	UK	J.Sheldon		LOTUS	Elan	1596	H-65	2	21	52:38.373	1 Lap	2:17.317	18
4	39	Fabrica Italiana	PT	A.Pais	F.Gallego	ALFA ROMEO	1750 GTAM	1962	H-71	1	21	52:42.440	1 Lap	2:20.009	21
5	77	Paul Pochciol	UK	P.Pochciol	T.Pochciol	FORD	Capri RS3100	3400	H-76	2	21	52:52.630	1 Lap	2:20.488	21
6	90	Joao Mira Gomes	PT	J.Mira Gomes	J.Costa	LOTUS	7	1596	H-65	3	21	53:29.530	1 Lap	2:17.218	21
7	31	Paul Hocking	UK	P.Hocking	G.Burnett	ABARTH	Simca 2000GT	1946	H-65	4	21	54:02.679	1 Lap	2:15.634	18
8	1	Fernando Soares	PT	F. Soares		MORRIS MINI	Cooper S	1293	H-65	5	20	52:24.913	2 Laps	2:24.734	18
9	62	Jorge Correia	PT	J.Correia	S.Martins	FORD	Capri 3000 GT	3000	H-76	3	20	53:05.071	2 Laps	2:23.479	18
10	520	Fabrica Italiana	PT	A.Nogueira	F. Sottomayor	ALFA ROMEO	2000 GTV	1962	CSS - H-76	1	20	53:09.084	2 Laps	2:24.104	18
11	115	ASM Team	PT	C.Cruz	C. Aniceto	DATSUN	1200	1298	H-71	2	20	53:26.932	2 Laps	2:23.090	16
12	35	Juan Carlos Zorrilla	ES	J.Zorrilla	J.Lopez	PORSCHE	911 2.0 LWB	1991	H-71	3	19	51:57.258	3 Laps	2:23.433	19
13	500	Pedro Correia Mendes	PT	P.Mendes	L.Mendes	VW	Golf GTI	1588	CSS - H-C	1	19	52:09.516	3 Laps	2:29.689	16
14	46	Carlos Manuel Santos	PT	C.M.Santos	C.A.Santos	DATSUN	1200	1200	H-71	4	19	52:10.491	3 Laps	2:31.899	10
15	10	Monteiros Competicoes	PT	J.Sardinha	M.Monteiro	ALFA ROMEO	Giulia Super Ti	1598	H-65	6	19	52:12.903	3 Laps	2:32.095	14
16	504	Fernando Gaspar	PT	F.Gaspar	F.Mayer G.	DATSUN	1200 GX	1171	CSS - H-71	1	19	52:28.251	3 Laps	2:32.187	15
17	45	Pedro Pitta	PT	P.Pita		MORRIS MINI	Marcos GT	1293	H-71	5	19	52:29.687	3 Laps	2:26.480	19
18	516	Joao Diogo Lopes	PT	J.Lopes	F.Martins	DATSUN	1200 GX	1200	CSS - H-71	2	19	52:32.656	3 Laps	2:34.517	17
19	550	Jose Mota	PT	J.Mota	F.Castro	JAGUAR	XJS	3590	CSS - H-C	2	19	53:03.990	3 Laps	2:29.058	10
20	38	Luis Delso	ES	L.Delso	C. Miguel	ALFA ROMEO	1750 GTAM	3453	H-71	6	19	53:04.333	3 Laps	2:18.699	18
21	538	Rui Moura	PT	Rui Moura		VW	Golf GTi	1588	CSS - H-C	3	19	53:53.546	3 Laps	2:33.721	19
22	546	Radical Seguros	PT	F.Chaves	R.Dinis	DATSUN	1200	1171	CSS - H-71	3	19	54:08.159	3 Laps	2:36.832	9
23	507	Madalena Mayer Gaspar	PT	M.Gaspar	V.Sampaio	VW	Golf GTI	1588	CSS - H-C	4	18	51:51.908	4 Laps	2:39.170	17
24	91	Francisco Serrano	ES	F.Serrano	J. Garcia	BMW	635 CSi	1962	H-C	1	18	52:10.661	4 Laps	2:16.797	15
25	2	AECD	ES	G.Velasco		PORSCHE	356 SC	1600	H-65	7	18	53:30.079	4 Laps	2:39.986	18
26	19	Allen Dice	UK	A.Dice	C.Conoley	MARCOS	1800	1800	H-65	8	17	42:46.694	5 Laps	2:17.263	15
27	841	John Hitch	UK	Je Clark		MG B		1840	H-65	9	17	46:36.162	5 Laps	2:27.569	14
28	56	Monteiro Competicoes	PT	F. Abreu	G. Silva	LOTUS	Elan	1596	H-71	7	17	53:57.792	5 Laps	2:30.734	14
29	88	Luis Lopez	ES	L.Lopez		PORSCHE	911 3.0 RS	3000	H-76	4	13	34:34.105	9 Laps	2:22.466	12
30	61	Paulo Antunes	PT	P.Antunes		DATSUN	1200	1298	H-76	5	11	31:45.712	11 Laps	2:24.711	8
31	65	Rafael Sanchez Alcalá	ES	R.Alcalá		PORSCHE	911 2.7 RS	2700	H-76	6	8	23:22.923	14 Laps	2:49.805	7

Chief of Timing & Scoring

Timegear

Race Director

HORA DE AFIXACAO:

Stewards

.

Algarve Classic Festival 2013

HISTORIC ENDURANCE & CSS

AIA - FIA FAST/FAST 4.653 Km

RACE 2

20/10/2013 14:55

Race (50:00 Time) started at 15:16:05

Pos	No.	Team	Nat.	Driver 1	Driver 2	Car	Model	CC	Class	PIC	Laps	Total Tm	Diff	Best Tm	In Lap
32	512	Pedro Alves Nogueira	PT	P. Nogueira		PORSCHE	924 Turbo	3453	CSS - H-C	5	5	13:53.309	17 Laps	2:38.223	4
33	567	Joao Vascoceles	PT	J.Vascoceles	J.Santos	DATSUN	1200	1200	CSS - H-71	4	4	25:43.394	18 Laps	3:02.771	3
34	63	Jesus Fuster	ES	J.Fuster		PORSCHE	911 3.0 RS	2700	H-76	7					0
35	67	Georg Nolte	DE	G.Nolte	F.Stippler		Bizzarini GT5300	5300	H-65	10					0
36	3	Manuel Ferrao	PT	M.Ferrao		LOTUS	Elan	1596	H-65	11					0
37	68	Salvador Albinana	ES	S.Albinana	J.Ramon	PORSCHE	911 3.0 RS	3000	H-76	8					0
38	25	Martin Aubert	ES	M.Aubert	M.Wassmann	LOTUS	Elite	1220	H-65	12					0
39	525	Fabrica Italiana	PT	F.Calheiros	J.Amaral	ALFA ROMEO	2000 GTV	1962	CSS - H-76	2					0
40	16	Jasper Izaks	NL	J.Izaks	P. R. Hocking	FIAT	Abarth 1000 TC	998	H-65	13					0
41	12	Stefano Proietti	UK	S.Proietti		FIAT	Abarth 1000 TC	982	H-65	14					0
42	75	Alain Cornaglia	CH	A.Cornaglia	P.Bethencourt	De Tomaso Pantera		5700	H-76	9					0