

Algarve Classic Festival 2013

GT & SPORT CAR CUP

AIA - FIA FAST/FAST 4.653 Km

RACE

20/10/2013 09:00

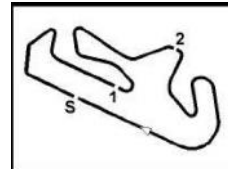
Race (2:00:00 Time)

POLE POSITION

|           |                                       |
|-----------|---------------------------------------|
| <b>2</b>  | <b>85</b><br>2:07.277<br>J.Welch      |
| <b>4</b>  | <b>86</b><br>2:08.535<br>C.Monteverde |
| <b>6</b>  | <b>29</b><br>2:12.594<br>K.Ahlers     |
| <b>8</b>  | <b>11</b><br>2:14.082<br>F.Wakeman    |
| <b>10</b> | <b>64</b><br>2:16.859<br>J.Emberson   |
| <b>12</b> | <b>70</b><br>2:17.920<br>D.Kremer     |
| <b>14</b> | <b>61</b><br>2:18.381<br>S.Orebi Gann |
| <b>16</b> | <b>66</b><br>2:19.986<br>R.Rawe       |
| <b>18</b> | <b>71</b><br>2:21.789<br>A.Ross Jones |
| <b>20</b> | <b>40</b><br>2:25.856<br>B.Stephens   |

|           |                                       |
|-----------|---------------------------------------|
| <b>1</b>  | <b>69</b><br>2:07.012<br>L.Kinch      |
| <b>3</b>  | <b>87</b><br>2:08.107<br>D.Hood       |
| <b>5</b>  | <b>67</b><br>2:09.327<br>G.Nolte      |
| <b>7</b>  | <b>83</b><br>2:13.353<br>B.Shuckburgh |
| <b>9</b>  | <b>31</b><br>2:15.419<br>P.Hocking    |
| <b>11</b> | <b>56</b><br>2:17.778<br>C.Clarkson   |
| <b>13</b> | <b>156</b><br>2:18.372<br>G.McCulloch |
| <b>15</b> | <b>68</b><br>2:19.112<br>A.Bell       |
| <b>17</b> | <b>88</b><br>2:20.960<br>J.Cooke      |
| <b>19</b> | <b>34</b><br>2:22.622<br>B.Lambert    |

**1**  
**2**  
**3**  
**4**  
**5**  
**6**  
**7**  
**8**  
**9**  
**10**



Algarve Classic Festival 2013

GT & SPORT CAR CUP

RACE

Race (2:00:00 Time)

AIA - FIA FAST/FAST 4.653 Km

20/10/2013 09:00



**22**

21  
2:32.223  
P.Bason

**21**

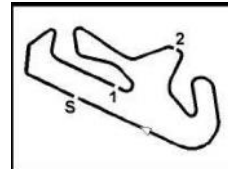
841  
2:29.962  
J.Hitch

**11**

**23**

22  
2:32.300  
J.Moyes

**12**


**Algarve Classic Festival 2013**

GT &amp; SPORT CAR CUP

AIA - FIA FAST/FAST 4.653 Km

PRIVATE PRACTICE

18/10/2013 15:05

Practice (30:00 Time) started at 15:05:01

| Lap         | S1     | Spd P1  | S2     | Spd P2  | S3       | Lap Tm   | Diff      | MaxSpd  | Time of Day  |
|-------------|--------|---------|--------|---------|----------|----------|-----------|---------|--------------|
| <b>(86)</b> |        |         |        |         |          |          |           |         |              |
| 1           | 44.787 | 127.010 | 46.076 | 89.035  | 50.259   | 2:21.122 | +9.814    | 178.218 | 15:10:32.494 |
| 2           | 41.349 | 128.037 | 44.293 | 85.646  | 49.180   | 2:14.822 | +3.514    | 208.897 | 15:12:47.316 |
| 3           | 40.794 | 140.177 | 43.164 | 89.701  | 48.790   | 2:12.748 | +1.440    | 216.867 | 15:15:00.064 |
| 4           | 40.006 | 132.950 | 43.197 | 96.257  | 48.105   | 2:11.308 |           | 222.680 | 15:17:11.372 |
| p5          | 50.939 | 102.667 | 48.895 | 80.297  |          | 2:36.336 | +25.028   | 148.966 | 15:19:47.708 |
| 6           |        | 113.840 | 44.976 | 103.053 | 51.005   | 4:38.183 | +2:26.875 |         | 15:24:25.891 |
| 7           | 41.352 | 133.109 | 43.245 | 116.129 | 50.216   | 2:14.813 | +3.505    | 220.408 | 15:26:40.704 |
| 8           | 42.449 | 142.336 | 42.780 | 106.404 | 49.353   | 2:14.582 | +3.274    | 209.302 | 15:28:55.286 |
| 9           | 40.767 | 141.609 | 43.111 | 116.004 | 50.214   | 2:14.092 | +2.784    | 204.934 | 15:31:09.378 |
| 10          | 41.141 | 136.889 | 43.758 | 103.152 | 49.250   | 2:14.149 | +2.841    | 216.433 | 15:33:23.527 |
| 11          | 40.787 | 130.909 | 43.292 | 102.662 | 49.132   | 2:13.211 | +1.903    | 220.859 | 15:35:36.738 |
| <b>(85)</b> |        |         |        |         |          |          |           |         |              |
| 1           | 43.530 | 120.000 | 46.453 | 84.507  | 50.524   | 2:20.507 | +8.854    | 198.529 | 15:09:51.331 |
| 2           | 42.074 | 130.141 | 45.737 | 94.903  | 50.772   | 2:18.583 | +6.930    | 213.439 | 15:12:09.914 |
| 3           | 41.483 | 132.315 | 45.917 | 82.129  | 1:14.478 | 2:41.878 | +30.225   | 211.765 | 15:14:51.792 |
| 4           | 43.662 | 126.575 | 45.546 | 81.633  | 50.076   | 2:19.284 | +7.631    | 185.567 | 15:17:11.076 |
| 5           | 50.235 | 114.074 | 46.169 | 83.721  | 49.876   | 2:26.280 | +14.627   | 160.237 | 15:19:37.356 |
| p6          | 46.574 | 126.143 | 45.901 | 83.141  |          | 2:27.784 | +16.131   | 144.000 | 15:22:05.140 |
| 7           |        | 125.006 | 44.284 | 90.986  | 49.294   | 6:43.519 | +4:31.866 |         | 15:28:48.659 |
| 8           | 40.934 | 132.000 | 43.936 | 99.907  | 48.603   | 2:13.473 | +1.820    | 204.545 | 15:31:02.132 |
| 9           | 41.536 | 127.742 | 42.996 | 97.385  | 48.168   | 2:12.700 | +1.047    | 214.712 | 15:33:14.832 |
| 10          | 40.948 | 134.400 | 42.782 | 93.184  | 47.923   | 2:11.653 |           | 207.692 | 15:35:26.485 |
| <b>(31)</b> |        |         |        |         |          |          |           |         |              |
| 1           | 43.915 | 119.483 | 46.049 | 97.210  | 51.859   | 2:21.823 | +4.600    | 183.051 | 15:10:47.817 |
| 2           | 42.516 | 123.474 | 47.057 | 103.250 | 51.635   | 2:21.208 | +3.985    | 189.807 | 15:13:09.025 |
| 3           | 43.472 | 133.752 | 45.804 | 101.124 | 50.964   | 2:20.240 | +3.017    | 208.494 | 15:15:29.265 |
| 4           | 41.892 | 137.398 | 45.356 | 93.184  | 49.975   | 2:17.223 |           | 194.946 | 15:17:46.488 |
| p5          | 42.000 | 140.532 | 44.784 | 102.079 |          | 2:21.725 | +4.502    | 208.092 | 15:20:08.213 |
| 6           |        | 119.870 | 48.531 | 92.784  | 51.492   | 7:52.989 | +5:35.766 |         | 15:28:01.202 |
| 7           | 43.680 | 122.519 | 47.726 | 86.538  | 49.785   | 2:21.191 | +3.968    | 201.869 | 15:30:22.393 |
| 8           | 44.051 | 113.490 | 47.719 | 82.380  | 50.941   | 2:22.711 | +5.488    | 187.175 | 15:32:45.104 |
| 9           | 44.049 | 129.684 | 47.741 | 76.814  | 51.297   | 2:23.087 | +5.864    | 193.202 | 15:35:08.191 |
| <b>(11)</b> |        |         |        |         |          |          |           |         |              |
| 1           | 49.268 | 99.355  | 53.681 | 76.325  | 56.688   | 2:39.637 | +21.460   | 150.418 | 15:11:12.939 |
| 2           | 46.410 | 112.000 | 50.952 | 90.833  | 52.799   | 2:30.161 | +11.984   | 172.524 | 15:13:43.100 |
| 3           | 44.533 | 107.442 | 51.732 | 75.843  | 55.603   | 2:31.868 | +13.691   | 199.262 | 15:16:14.968 |
| 4           | 45.111 | 116.839 | 48.058 | 88.597  | 51.387   | 2:24.556 | +6.379    | 188.811 | 15:18:39.524 |
| 5           | 46.868 | 121.446 | 46.186 | 83.916  | 51.182   | 2:24.236 | +6.059    | 148.352 | 15:21:03.760 |
| 6           | 44.588 | 115.140 | 46.600 | 84.112  | 53.051   | 2:24.239 | +6.062    | 177.924 | 15:23:27.999 |
| 7           | 44.798 | 116.839 | 46.700 | 85.578  | 53.609   | 2:25.107 | +6.930    | 172.524 | 15:25:53.106 |
| 8           | 42.429 | 127.448 | 45.463 | 91.371  | 50.576   | 2:18.468 | +0.291    | 204.159 | 15:28:11.574 |
| 9           | 42.464 | 131.686 | 45.225 | 92.545  | 50.488   | 2:18.177 |           | 197.802 | 15:30:29.751 |
| p10         | 47.200 | 109.565 | 52.266 | 76.271  |          | 2:39.105 | +20.928   | 185.249 | 15:33:08.856 |

Chief of Timing &amp; Scoring

Timegear

Race Director

Stewards

Licensed to: Autodromo Internacional do Algarve

**Algarve Classic Festival 2013**

GT &amp; SPORT CAR CUP

AIA - FIA FAST/FAST 4.653 Km

PRIVATE PRACTICE

18/10/2013 15:05

Practice (30:00 Time) started at 15:05:01

| Lap         | S1     | Spd P1  | S2     | Spd P2  | S3     | Lap Tm   | Diff      | MaxSpd  | Time of Day  |
|-------------|--------|---------|--------|---------|--------|----------|-----------|---------|--------------|
| <b>(70)</b> |        |         |        |         |        |          |           |         |              |
| 1           | 44.167 | 119.098 | 46.340 | 90.528  | 51.316 | 2:21.823 | +2.012    | 196.364 | 15:09:58.116 |
| 2           | 43.235 | 129.533 | 45.702 | 92.466  | 50.874 | 2:19.811 |           | 199.262 | 15:12:17.927 |
| 3           | 43.229 | 130.447 | 45.960 | 89.478  | 51.366 | 2:20.555 | +0.744    | 198.165 | 15:14:38.482 |
| 4           | 43.521 | 128.185 | 45.732 | 91.139  | 55.039 | 2:24.292 | +4.481    | 196.721 | 15:17:02.774 |
| 5           | 52.440 | 116.471 | 46.742 | 87.097  | 51.829 | 2:31.011 | +11.200   | 119.601 | 15:19:33.785 |
| p6          | 48.593 | 118.970 | 46.000 | 87.948  |        | 2:29.352 | +9.541    | 130.120 | 15:22:03.137 |
| 7           |        | 117.582 | 51.849 | 71.523  | 56.797 | 5:17.996 | +2:58.185 |         | 15:27:21.133 |
| 8           | 47.670 | 111.662 | 51.526 | 75.366  | 56.149 | 2:35.345 | +15.534   | 184.932 | 15:29:56.478 |
| 9           | 47.195 | 100.708 | 50.955 | 78.832  | 55.443 | 2:33.593 | +13.782   | 179.402 | 15:32:30.071 |
| 10          | 46.761 | 118.715 | 49.275 | 78.091  | 55.349 | 2:31.385 | +11.574   | 172.524 | 15:35:01.456 |
| p11         | 51.091 | 96.250  | 57.188 | 66.832  |        | 2:55.183 | +35.372   | 162.651 | 15:37:56.639 |
| <b>(64)</b> |        |         |        |         |        |          |           |         |              |
| 1           | 45.737 | 120.522 | 50.479 | 92.229  | 52.520 | 2:28.736 | +8.304    | 180.602 | 15:10:47.861 |
| 2           | 44.803 | 134.400 | 47.321 | 101.408 | 53.436 | 2:25.560 | +5.128    | 172.524 | 15:13:13.421 |
| p3          | 46.513 | 115.862 | 51.188 | 84.972  |        | 2:35.909 | +15.477   | 175.041 | 15:15:49.330 |
| p4          |        | 134.237 | 46.886 | 94.323  |        | 7:39.974 | +5:19.542 |         | 15:23:29.304 |
| 5           |        | 135.220 | 47.213 | 84.375  | 53.330 | 3:49.270 | +1:28.838 |         | 15:27:18.574 |
| 6           | 43.789 | 139.296 | 46.512 | 91.915  | 51.454 | 2:21.755 | +1.323    | 193.896 | 15:29:40.329 |
| 7           | 43.243 | 142.154 | 46.097 | 88.020  | 51.092 | 2:20.432 |           | 195.298 | 15:32:00.761 |
| 8           | 43.291 | 133.430 | 46.289 | 90.756  | 51.175 | 2:20.755 | +0.323    | 189.142 | 15:34:21.516 |
| 9           | 43.328 | 136.216 | 47.149 | 86.677  | 50.482 | 2:20.959 | +0.527    | 194.245 | 15:36:42.475 |
| <b>(29)</b> |        |         |        |         |        |          |           |         |              |
| 1           | 43.103 | 121.980 | 46.057 | 111.917 | 52.407 | 2:21.567 |           | 197.802 | 15:10:13.219 |
| p2          | 46.000 | 114.427 | 52.920 | 87.948  |        | 2:38.990 | +17.423   | 203.774 | 15:12:52.209 |
| p3          |        | 104.309 | 48.327 | 95.745  |        | 5:41.485 | +3:19.918 |         | 15:18:33.694 |
| <b>(68)</b> |        |         |        |         |        |          |           |         |              |
| 1           | 47.339 | 109.891 | 49.994 | 91.293  | 54.589 | 2:31.922 | +10.259   | 162.162 | 15:10:40.445 |
| 2           | 47.891 | 104.407 | 50.104 | 86.677  | 53.787 | 2:31.782 | +10.119   | 157.434 | 15:13:12.227 |
| 3           | 45.386 | 132.473 | 47.979 | 81.694  | 52.954 | 2:26.319 | +4.656    | 184.615 | 15:15:38.546 |
| p4          | 46.484 | 120.522 | 49.161 | 88.163  |        | 2:37.913 | +16.250   | 176.183 | 15:18:16.459 |
| 5           |        | 107.650 | 49.812 | 81.509  | 52.977 | 5:48.563 | +3:26.900 |         | 15:24:05.022 |
| 6           | 43.211 | 116.471 | 46.950 | 76.596  | 51.502 | 2:21.663 |           | 200.371 | 15:26:26.685 |
| 7           | 43.005 | 109.782 | 47.529 | 75.896  | 51.755 | 2:22.289 | +0.626    | 197.441 | 15:28:48.974 |
| 8           | 43.616 | 112.912 | 47.158 | 83.656  | 52.365 | 2:23.139 | +1.476    | 187.175 | 15:31:12.113 |
| 9           | 42.976 | 117.582 | 46.871 | 74.896  | 53.270 | 2:23.117 | +1.454    | 183.986 | 15:33:35.230 |
| 10          | 45.615 | 132.157 | 46.158 | 85.511  | 51.198 | 2:22.971 | +1.308    | 203.390 | 15:35:58.201 |
| <b>(56)</b> |        |         |        |         |        |          |           |         |              |
| 1           | 46.725 | 113.723 | 46.802 | 90.604  | 52.284 | 2:25.811 | +3.509    | 157.434 | 15:10:29.923 |
| 2           | 44.383 | 121.446 | 46.187 | 82.192  | 51.824 | 2:22.394 | +0.092    | 175.896 | 15:12:52.317 |
| p3          | 44.000 | 126.143 | 46.377 | 83.013  |        | 2:25.631 | +3.329    | 187.500 | 15:15:17.948 |
| 4           |        | 129.382 | 46.522 | 89.552  | 51.931 | 3:44.180 | +1:21.878 |         | 15:19:02.128 |
| 5           | 43.720 | 123.888 | 46.523 | 95.660  | 52.059 | 2:22.302 |           | 186.528 | 15:21:24.430 |
| p6          | 44.609 | 133.109 | 46.214 | 96.774  |        | 2:38.062 | +15.760   | 169.014 | 15:24:02.492 |

Chief of Timing &amp; Scoring

Timegear

Race Director

Stewards

Licensed to: Autodromo Internacional do Algarve

**Algarve Classic Festival 2013**

GT &amp; SPORT CAR CUP

AIA - FIA FAST/FAST 4.653 Km

PRIVATE PRACTICE

18/10/2013 15:05

Practice (30:00 Time) started at 15:05:01

| Lap          | S1       | Spd P1  | S2       | Spd P2 | S3       | Lap Tm   | Diff      | MaxSpd  | Time of Day  |
|--------------|----------|---------|----------|--------|----------|----------|-----------|---------|--------------|
| <b>(88)</b>  |          |         |          |        |          |          |           |         |              |
| 1            | 48.962   | 116.348 | 49.872   | 91.915 | 55.968   | 2:34.802 | +10.214   | 146.739 | 15:10:39.711 |
| 2            | 47.773   | 109.565 | 49.389   | 88.962 | 54.782   | 2:31.944 | +7.356    | 165.391 | 15:13:11.655 |
| 3            | 47.205   | 112.340 | 49.551   | 96.343 | 54.076   | 2:30.832 | +6.244    | 173.633 | 15:15:42.487 |
| p4           | 46.319   | 125.006 | 48.645   | 86.957 |          | 2:35.204 | +10.616   | 183.673 | 15:18:17.691 |
| 5            |          | 96.417  | 58.104   | 85.646 | 58.889   | 4:14.934 | +1:50.346 |         | 15:22:32.625 |
| p6           | 48.603   | 111.662 | 48.459   | 86.538 |          | 2:35.109 | +10.521   | 145.161 | 15:25:07.734 |
| 7            |          | 113.143 | 50.887   | 89.552 | 53.285   | 4:03.748 | +1:39.160 |         | 15:29:11.482 |
| 8            | 44.460   | 128.185 | 47.969   | 90.075 | 52.159   | 2:24.588 |           | 183.986 | 15:31:36.070 |
| 9            | 46.199   | 117.333 | 48.372   | 96.774 | 52.485   | 2:27.056 | +2.468    | 161.435 | 15:34:03.126 |
| 10           | 45.202   | 124.584 | 48.509   | 89.109 | 51.993   | 2:25.704 | +1.116    | 166.924 | 15:36:28.830 |
| <b>(156)</b> |          |         |          |        |          |          |           |         |              |
| 1            | 44.896   | 111.102 | 52.582   | 72.193 | 1:00.717 | 2:38.195 | +13.414   | 180.301 | 15:11:23.490 |
| 2            | 45.806   | 110.991 | 49.731   | 69.994 | 55.516   | 2:31.053 | +6.272    | 174.194 | 15:13:54.543 |
| 3            | 46.696   | 109.457 | 49.199   | 74.023 | 55.417   | 2:31.312 | +6.531    | 154.728 | 15:16:25.855 |
| 4            | 45.409   | 106.207 | 49.762   | 71.952 | 54.068   | 2:29.239 | +4.458    | 185.886 | 15:18:55.094 |
| p5           | 48.613   | 116.348 | 49.314   | 70.727 |          | 2:39.815 | +15.034   | 141.547 | 15:21:34.909 |
| 6            |          | 121.180 | 47.541   | 77.475 | 54.088   | 4:41.406 | +2:16.625 |         | 15:26:16.315 |
| 7            | 44.531   | 120.260 | 47.520   | 80.537 | 52.730   | 2:24.781 |           | 195.298 | 15:28:41.096 |
| 8            | 44.731   | 116.105 | 48.700   | 77.143 | 54.167   | 2:27.598 | +2.817    | 203.390 | 15:31:08.694 |
| p9           | 44.072   | 118.462 | 48.211   | 68.053 |          | 2:35.078 | +10.297   | 178.512 | 15:33:43.772 |
| <b>(61)</b>  |          |         |          |        |          |          |           |         |              |
| 1            | 46.345   | 118.462 | 47.001   | 97.035 | 53.336   | 2:26.682 | +1.890    | 166.154 | 15:10:02.938 |
| 2            | 44.931   | 117.832 | 48.178   | 72.727 | 51.683   | 2:24.792 |           | 187.500 | 15:12:27.730 |
| 3            | 44.432   | 114.427 | 47.412   | 79.941 | 53.566   | 2:25.410 | +0.618    | 194.946 | 15:14:53.140 |
| p4           | 44.482   | 113.490 | 47.805   | 80.238 |          | 2:26.029 | +1.237    | 186.528 | 15:17:19.169 |
| 5            |          | 86.693  | 53.978   | 79.237 | 58.263   | 4:09.788 | +1:44.996 |         | 15:21:28.957 |
| 6            | 48.631   | 97.008  | 51.381   | 87.734 | 55.418   | 2:35.430 | +10.638   | 158.590 | 15:24:04.387 |
| 7            | 47.299   | 101.076 | 50.288   | 94.488 | 56.015   | 2:33.602 | +8.810    | 142.292 | 15:26:37.989 |
| 8            | 46.440   | 108.706 | 49.927   | 88.380 | 53.394   | 2:29.761 | +4.969    | 171.157 | 15:29:07.750 |
| 9            | 45.051   | 108.919 | 49.285   | 89.627 | 53.589   | 2:27.925 | +3.133    | 163.142 | 15:31:35.675 |
| 10           | 45.595   | 117.832 | 48.548   | 99.356 | 52.534   | 2:26.677 | +1.885    | 166.154 | 15:34:02.352 |
| p11          | 49.203   | 105.802 | 48.743   | 93.669 |          | 2:39.583 | +14.791   | 152.113 | 15:36:41.935 |
| <b>(34)</b>  |          |         |          |        |          |          |           |         |              |
| 1            | 47.281   | 114.427 | 49.737   | 73.519 | 53.994   | 2:31.012 | +3.258    | 166.667 | 15:10:26.498 |
| 2            | 45.536   | 121.180 | 49.237   | 75.524 | 52.981   | 2:27.754 |           | 190.141 | 15:12:54.252 |
| p3           | 47.867   | 120.916 | 48.374   | 78.204 |          | 2:32.695 | +4.941    | 146.939 | 15:15:26.947 |
| 4            |          | 87.376  | 1:08.263 | 60.335 | 1:13.787 | 4:54.462 | +2:26.708 |         | 15:20:21.409 |
| 5            | 1:00.658 | 94.769  | 1:04.555 | 61.121 | 1:13.116 | 3:18.329 | +50.575   | 130.277 | 15:23:39.738 |
| 6            | 57.834   | 101.076 | 1:02.170 | 69.275 | 1:09.643 | 3:09.647 | +41.893   | 151.261 | 15:26:49.385 |
| 7            | 55.862   | 90.367  | 1:02.433 | 70.634 | 1:07.330 | 3:05.625 | +37.871   | 157.205 | 15:29:55.010 |
| 8            | 56.925   | 97.008  | 1:00.943 | 62.320 | 1:05.402 | 3:03.270 | +35.516   | 139.535 | 15:32:58.280 |
| 9            | 54.093   | 98.824  | 59.824   | 69.498 | 1:05.795 | 2:59.712 | +31.958   | 157.664 | 15:35:57.992 |
| <b>(40)</b>  |          |         |          |        |          |          |           |         |              |
| 1            | 48.677   | 121.712 | 52.121   | 81.509 | 57.436   | 2:38.234 | +10.436   | 182.125 | 15:11:28.704 |

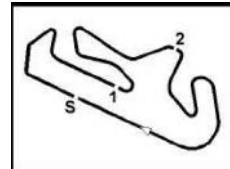
Chief of Timing &amp; Scoring

Timegear

Race Director

Stewards

Licensed to: Autodromo Internacional do Algarve


**Algarve Classic Festival 2013**

GT &amp; SPORT CAR CUP

AIA - FIA FAST/FAST 4.653 Km

PRIVATE PRACTICE

18/10/2013 15:05

Practice (30:00 Time) started at 15:05:01

| Lap   | S1     | Spd P1  | S2     | Spd P2 | S3       | Lap Tm   | Diff      | MaxSpd  | Time of Day  |
|-------|--------|---------|--------|--------|----------|----------|-----------|---------|--------------|
| 2     | 48.613 | 129.231 | 54.295 | 79.005 | 56.336   | 2:39.244 | +11.446   | 179.700 | 15:14:07.948 |
| p3    | 47.946 | 118.083 | 50.797 | 82.443 |          | 2:42.047 | +14.249   | 190.813 | 15:16:49.995 |
| 4     |        | 115.741 | 50.531 | 83.013 | 54.165   | 4:29.749 | +2:01.951 |         | 15:21:19.744 |
| 5     | 46.982 | 127.156 | 49.853 | 89.925 | 53.905   | 2:30.740 | +2.942    | 166.924 | 15:23:50.484 |
| 6     | 45.801 | 130.601 | 48.886 | 89.552 | 53.883   | 2:28.570 | +0.772    | 193.896 | 15:26:19.054 |
| 7     | 45.203 | 135.385 | 48.325 | 88.452 | 54.270   | 2:27.798 |           | 193.548 | 15:28:46.852 |
| 8     | 46.101 | 112.798 | 49.546 | 87.449 | 53.264   | 2:28.911 | +1.113    | 191.489 | 15:31:15.763 |
| 9     | 45.815 | 134.237 | 48.656 | 81.880 | 54.521   | 2:28.992 | +1.194    | 186.528 | 15:33:44.755 |
| 10    | 49.154 | 130.755 | 48.647 | 81.633 | 53.385   | 2:31.186 | +3.388    | 171.975 | 15:36:15.941 |
| (71)  |        |         |        |        |          |          |           |         |              |
| 1     | 49.006 | 107.338 | 50.656 | 98.540 | 54.817   | 2:34.479 | +4.709    | 177.924 | 15:10:35.509 |
| 2     | 47.872 | 118.588 | 50.625 | 86.400 | 53.746   | 2:32.243 | +2.473    | 175.896 | 15:13:07.752 |
| 3     | 46.666 | 125.572 | 49.251 | 92.624 | 53.853   | 2:29.770 |           | 189.474 | 15:15:37.522 |
| (67)  |        |         |        |        |          |          |           |         |              |
| 1     | 50.100 | 112.340 | 53.834 | 74.227 | 1:06.483 | 2:50.417 | +17.872   | 165.644 | 15:11:28.204 |
| 2     | 50.978 | 121.180 | 55.810 | 77.364 | 1:01.857 | 2:48.645 | +16.100   | 163.142 | 15:14:16.849 |
| 3     | 50.278 | 104.407 | 55.134 | 77.866 | 1:02.147 | 2:47.559 | +15.014   | 166.924 | 15:17:04.408 |
| 4     | 58.309 | 93.966  | 55.780 | 65.060 | 1:01.271 | 2:55.360 | +22.815   | 116.883 | 15:19:59.768 |
| p5    | 52.106 | 114.783 | 51.714 | 72.435 |          | 2:51.896 | +19.351   | 143.236 | 15:22:51.664 |
| 6     |        | 115.983 | 53.834 | 73.370 | 56.137   | 5:28.260 | +2:55.715 |         | 15:28:19.924 |
| 7     | 47.589 | 110.991 | 52.932 | 67.754 | 58.669   | 2:39.190 | +6.645    | 178.218 | 15:30:59.114 |
| 8     | 47.738 | 117.086 | 52.361 | 72.386 | 55.863   | 2:35.962 | +3.417    | 177.632 | 15:33:35.076 |
| 9     | 47.332 | 124.305 | 49.578 | 79.121 | 55.635   | 2:32.545 |           | 198.895 | 15:36:07.621 |
| (21)  |        |         |        |        |          |          |           |         |              |
| 1     | 52.888 | 106.105 | 57.249 | 78.374 | 58.328   | 2:48.465 | +15.639   | 154.506 | 15:10:57.655 |
| 2     | 49.756 | 112.454 | 53.301 | 77.642 | 56.917   | 2:39.974 | +7.148    | 162.651 | 15:13:37.629 |
| 3     | 48.275 | 117.832 | 52.562 | 78.603 | 56.714   | 2:37.551 | +4.725    | 169.014 | 15:16:15.180 |
| 4     | 48.476 | 116.716 | 52.553 | 78.890 | 56.827   | 2:37.856 | +5.030    | 169.014 | 15:18:53.036 |
| p5    | 51.463 | 106.718 | 53.028 | 79.823 |          | 2:45.168 | +12.342   | 146.939 | 15:21:38.204 |
| 6     |        | 102.857 | 55.230 | 82.822 | 59.542   | 4:19.498 | +1:46.672 |         | 15:25:57.702 |
| 7     | 50.052 | 112.798 | 53.458 | 90.833 | 56.417   | 2:39.927 | +7.101    | 173.633 | 15:28:37.629 |
| 8     | 49.035 | 109.782 | 51.318 | 92.943 | 56.869   | 2:37.222 | +4.396    | 176.183 | 15:31:14.851 |
| 9     | 48.289 | 125.572 | 50.646 | 95.322 | 55.450   | 2:34.385 | +1.559    | 171.157 | 15:33:49.236 |
| 10    | 47.636 | 120.000 | 50.578 | 88.597 | 54.612   | 2:32.826 |           | 177.924 | 15:36:22.062 |
| (841) |        |         |        |        |          |          |           |         |              |
| 1     | 51.524 | 100.344 | 52.824 | 91.062 | 59.311   | 2:43.659 | +10.018   | 152.758 | 15:10:46.354 |
| 2     | 51.015 | 97.864  | 55.174 | 83.398 | 57.404   | 2:43.593 | +9.952    | 133.995 | 15:13:29.947 |
| p3    | 49.947 | 103.144 | 50.546 | 94.488 |          | 2:46.344 | +12.703   | 147.340 | 15:16:16.291 |
| 4     |        | 103.433 | 55.246 | 91.993 | 55.345   | 4:25.215 | +1:51.574 |         | 15:20:41.506 |
| 5     | 49.986 | 112.340 | 55.623 | 63.047 | 58.486   | 2:44.095 | +10.454   | 159.763 | 15:23:25.601 |
| 6     | 49.654 | 125.572 | 50.888 | 93.750 | 54.033   | 2:34.575 | +0.934    | 162.651 | 15:26:00.176 |
| 7     | 48.311 | 111.549 | 51.090 | 91.915 | 54.871   | 2:34.272 | +0.631    | 169.279 | 15:28:34.448 |
| 8     | 48.395 | 118.335 | 50.409 | 88.889 | 57.207   | 2:36.011 | +2.370    | 169.811 | 15:31:10.459 |
| 9     | 48.518 | 120.391 | 50.699 | 85.106 | 54.424   | 2:33.641 |           | 154.728 | 15:33:44.100 |
| 10    | 49.893 | 102.477 | 50.603 | 90.528 | 53.587   | 2:34.083 | +0.442    | 163.885 | 15:36:18.183 |

Chief of Timing &amp; Scoring

Timegear

Race Director

Stewards

Licensed to: Autodromo Internacional do Algarve

Algarve Classic Festival 2013

GT & SPORT CAR CUP

PRIVATE PRACTICE

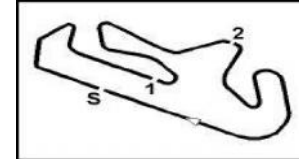
Practice (30:00 Time) started at 15:05:01

AIA - FIA FAST/FAST 4.653 Km

18/10/2013 15:05

| Lap  | S1     | Spd P1  | S2       | Spd P2 | S3       | Lap Tm    | Diff      | MaxSpd  | Time of Day  |
|------|--------|---------|----------|--------|----------|-----------|-----------|---------|--------------|
| (22) |        |         |          |        |          |           |           |         |              |
| 1    | 55.650 | 99.088  | 9:04.992 | 82.886 | 1:04.159 | 11:04.801 | +8:19.690 | 149.171 | 15:20:16.774 |
| 2    | 55.996 | 107.860 | 57.319   | 84.375 | 1:04.755 | 2:58.070  | +12.959   | 142.292 | 15:23:14.844 |
| 3    | 52.108 | 118.083 | 55.290   | 84.112 | 1:01.922 | 2:49.320  | +4.209    | 165.391 | 15:26:04.164 |
| 4    | 51.840 | 125.572 | 55.178   | 75.419 | 1:00.743 | 2:47.761  | +2.650    | 167.183 | 15:28:51.925 |
| 5    | 51.077 | 113.723 | 53.377   | 76.164 | 1:02.178 | 2:46.632  | +1.521    | 177.049 | 15:31:38.557 |
| 6    | 50.615 | 115.500 |          |        |          | 2:45.111  |           | 173.913 | 15:34:23.668 |





# Algarve Classic Festival 2013

GT & SPORT CAR CUP

AIA - FIA FAST/FAST 4.653 Km

PRIVATE PRACTICE

18/10/2013 15:05

Practice (30:00 Time) started at 15:05:01

| Pos | No. | Driver 1     | Nat. | Driver 2              | Car/Model             | CC   | Year | Class | PIC | Best Tm  | In Lap | Diff   | Gap    | Laps |
|-----|-----|--------------|------|-----------------------|-----------------------|------|------|-------|-----|----------|--------|--------|--------|------|
| 1   | 86  | C.Monteverde | BR   | G.Pearson             | Jaguar E-Type         | 3800 | 19   | GT4   | 1   | 2:11.308 | 4      |        |        | 11   |
| 2   | 85  | J.Welch      | GB   | M.Pangborn            | Jaguar E Type         | 3800 | 1964 | GT4   | 2   | 2:11.653 | 10     | 0.345  | 0.345  | 10   |
| 3   | 31  | P.Hocking    | GB   | G.Burnett             | Abarth-Simca          |      | 1964 | GT2   | 1   | 2:17.223 | 4      | 5.915  | 5.570  | 9    |
| 4   | 11  | F.Wakeman    |      | P.Blakeney'edwards    | Jaguar E-Type         | 3800 |      | GT4   | 3   | 2:18.177 | 9      | 6.869  | 0.954  | 10   |
| 5   | 70  | G.Kremer     | CH   | D.Kremer              | Morgan Plus 4         | 2200 | 1959 | GT3   | 1   | 2:19.811 | 2      | 8.503  | 1.634  | 11   |
| 6   | 64  | J.Emberson   | GB   | B.Wykham              | Morgan Plus 4 SLR     | 2188 | 1963 | GT3   | 2   | 2:20.432 | 7      | 9.124  | 0.621  | 9    |
| 7   | 29  | K.Ahlers     | GB   | B.Bellinger           | Morgan Plus 4 SLR     | 2188 | 1963 | GT3   | 3   | 2:21.567 | 1      | 10.259 | 1.135  | 3    |
| 8   | 68  | A.Bell       | GB   | P.Bradfield           | Iso Grifo A3C         | 5354 | 1965 | GT4   | 4   | 2:21.663 | 6      | 10.355 | 0.096  | 10   |
| 9   | 56  | C.Clarkson   | GB   | T.Williams/D.Smithies | Austin Healey         | 2963 | 1958 | GT3   | 4   | 2:22.302 | 5      | 10.994 | 0.639  | 6    |
| 10  | 88  | J.Cooke      | GB   |                       | Shelby Mustang 350 GT |      | 1965 | GT4   | 5   | 2:24.588 | 8      | 13.280 | 2.286  | 10   |
| 11  | 156 | G.McCulloch  | GB   | P.Blakeney'edwards    | Maserati 200SI        | 2500 | 1956 | SP2   | 1   | 2:24.781 | 7      | 13.473 | 0.193  | 9    |
| 12  | 61  | S.Orebi Gann | GB   | M.Bell                | Morgan Plus 4 SLR     | 2200 |      | GT3   | 5   | 2:24.792 | 2      | 13.484 | 0.011  | 11   |
| 13  | 34  | B.Lambert    | GB   | Barbara L.            | MG B                  | 1840 | 1964 | GT2   | 2   | 2:27.754 | 2      | 16.446 | 2.962  | 9    |
| 14  | 40  | B.Stephens   | GB   | W.Stephens            | Porsche 356           | 1600 | 1965 | GT2   | 3   | 2:27.798 | 7      | 16.490 | 0.044  | 10   |
| 15  | 71  | A.Ross Jones | GB   | D.Ross Jones          | Triumph TR4           | 2188 | 1962 | GT3   | 6   | 2:29.770 | 3      | 18.462 | 1.972  | 3    |
| 16  | 67  | G.Nolte      | DE   | F.Stippler            | Bizzarrini/E-Type     | 5300 | 1964 | GT4   | 6   | 2:32.545 | 9      | 21.237 | 2.775  | 9    |
| 17  | 21  | P.Bason      | GB   | T.Barrington          | Lotus Elite           | 1216 | 1961 | GT1   | 1   | 2:32.826 | 10     | 21.518 | 0.281  | 10   |
| 18  | 841 | J.Hitch      | GB   | B.Birrell             | MG B                  | 1840 | 1965 | GT2   | 4   | 2:33.641 | 9      | 22.333 | 0.815  | 10   |
| 19  | 22  | J.Moyes      | GB   |                       | Porsche 356/Speedster | 1600 | 1965 | GT1   | 2   | 2:45.111 | 6      | 33.803 | 11.470 | 6    |

Chief of Timing & Scoring

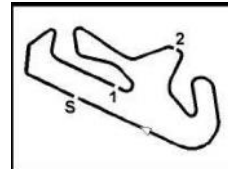
Timegear

Race Director

HORA DE AFIXACAO:

Stewards




**Algarve Classic Festival 2013**

GT &amp; SPORT CAR CUP

AIA - FIA FAST/FAST 4.653 Km

QUALIFYING

19/10/2013 12:20

Qualifying (40:00 Time) started at 12:20:00

| Lap         | S1     | Spd P1  | S2     | Spd P2  | S3     | Lap Tm   | Diff      | MaxSpd  | Time of Day  |
|-------------|--------|---------|--------|---------|--------|----------|-----------|---------|--------------|
| <b>(69)</b> |        |         |        |         |        |          |           |         |              |
| 1           | 42.801 | 125.572 | 46.608 | 73.720  | 52.932 | 2:22.341 | +15.329   | 208.897 | 12:25:58.746 |
| 2           | 43.375 | 126.431 | 45.974 | 88.235  | 51.304 | 2:20.653 | +13.641   | 205.323 | 12:28:19.399 |
| 3           | 42.461 | 126.287 | 45.389 | 92.072  | 50.982 | 2:18.832 | +11.820   | 203.390 | 12:30:38.231 |
| p4          | 42.468 | 126.575 | 46.163 | 83.077  |        | 2:26.303 | +19.291   | 208.092 | 12:33:04.534 |
| 5           |        | 114.427 | 43.523 | 99.265  | 48.684 | 4:49.091 | +2:42.079 |         | 12:37:53.625 |
| 6           | 40.493 | 134.237 | 41.221 | 99.815  | 46.910 | 2:08.624 | +1.612    | 211.765 | 12:40:02.249 |
| 7           | 39.309 | 140.532 | 40.902 | 100.652 | 47.073 | 2:07.284 | +0.272    | 221.311 | 12:42:09.533 |
| p8          | 42.973 | 118.970 | 44.834 | 93.103  |        | 2:22.011 | +14.999   | 182.432 | 12:44:31.544 |
| 9           |        | 132.157 | 43.945 | 95.830  | 47.426 | 5:33.986 | +3:26.974 |         | 12:50:05.530 |
| 10          | 40.681 | 134.237 | 41.714 | 99.815  | 47.132 | 2:09.527 | +2.515    | 196.007 | 12:52:15.057 |
| 11          | 39.298 | 144.941 | 40.807 | 101.218 | 46.907 | 2:07.012 |           | 220.859 | 12:54:22.069 |
| p12         | 43.189 | 111.437 | 49.054 | 91.759  |        | 2:28.634 | +21.622   | 188.811 | 12:56:50.703 |
| <b>(85)</b> |        |         |        |         |        |          |           |         |              |
| 1           | 41.377 | 121.846 | 45.491 | 76.271  | 49.094 | 2:15.962 | +8.685    | 217.304 | 12:24:56.311 |
| 2           | 40.942 | 131.530 | 44.065 | 87.379  | 48.948 | 2:13.955 | +6.678    | 213.861 | 12:27:10.266 |
| 3           | 40.739 | 126.720 | 44.846 | 85.375  | 49.147 | 2:14.732 | +7.455    | 220.408 | 12:29:24.998 |
| 4           | 40.654 | 136.216 | 44.237 | 77.922  | 48.281 | 2:13.172 | +5.895    | 214.286 | 12:31:38.170 |
| 5           | 40.355 | 140.354 | 44.006 | 82.317  | 57.054 | 2:21.415 | +14.138   | 219.067 | 12:33:59.585 |
| 6           | 41.501 | 134.237 | 44.233 | 86.677  | 49.240 | 2:14.974 | +7.697    | 205.714 | 12:36:14.559 |
| 7           | 40.700 | 137.568 | 44.917 | 80.477  | 48.300 | 2:13.917 | +6.640    | 204.545 | 12:38:28.476 |
| 8           | 40.355 | 134.563 | 44.300 | 88.452  | 48.838 | 2:13.493 | +6.216    | 227.368 | 12:40:41.969 |
| p9          | 40.776 | 132.790 | 44.584 | 84.112  |        | 2:34.423 | +27.146   | 209.709 | 12:43:16.392 |
| 10          |        | 123.612 | 44.383 | 98.992  | 48.633 | 3:31.922 | +1:24.645 |         | 12:46:48.314 |
| 11          | 39.386 | 132.473 | 41.570 | 104.550 | 47.244 | 2:08.200 | +0.923    | 218.182 | 12:48:56.514 |
| 12          | 39.113 | 138.427 | 41.153 | 107.356 | 47.609 | 2:07.875 | +0.598    | 221.766 | 12:51:04.389 |
| 13          | 38.958 | 146.861 | 42.660 | 101.887 | 47.481 | 2:09.099 | +1.822    | 216.867 | 12:53:13.488 |
| 14          | 39.583 | 131.374 | 42.075 | 108.216 | 53.461 | 2:15.119 | +7.842    | 210.526 | 12:55:28.607 |
| 15          | 39.286 | 138.082 | 42.429 | 101.983 | 47.719 | 2:09.434 | +2.157    | 207.294 | 12:57:38.041 |
| 16          | 38.731 | 138.773 | 41.422 | 102.564 | 47.124 | 2:07.277 |           | 225.000 | 12:59:45.318 |
| p17         | 42.247 | 117.333 | 46.245 | 92.784  |        | 2:23.476 | +16.199   | 198.529 | 13:02:08.794 |
| <b>(87)</b> |        |         |        |         |        |          |           |         |              |
| 1           | 48.275 | 118.083 | 50.389 | 69.903  | 57.409 | 2:36.073 | +27.966   | 171.701 | 12:26:03.024 |
| 2           | 46.109 | 119.612 | 50.357 | 71.287  | 55.921 | 2:32.387 | +24.280   | 184.615 | 12:28:35.411 |
| 3           | 45.670 | 118.462 | 48.243 | 81.081  | 53.858 | 2:27.771 | +19.664   | 188.153 | 12:31:03.182 |
| 4           | 45.215 | 124.305 | 49.117 | 79.121  | 54.389 | 2:28.721 | +20.614   | 197.441 | 12:33:31.903 |
| p5          | 47.657 | 111.214 | 51.060 | 76.056  |        | 2:41.318 | +33.211   | 171.429 | 12:36:13.221 |
| 6           |        | 151.890 | 41.745 | 97.649  | 48.124 | 3:46.570 | +1:38.463 |         | 12:39:59.791 |
| 7           | 42.918 | 123.750 | 47.149 | 88.452  | 48.698 | 2:18.765 | +10.658   | 225.000 | 12:42:18.556 |
| 8           | 39.293 | 137.058 | 42.100 | 109.091 | 47.697 | 2:09.090 | +0.983    | 233.261 | 12:44:27.646 |
| 9           | 39.326 | 150.448 | 41.781 | 106.614 | 47.773 | 2:08.880 | +0.773    | 230.277 | 12:46:36.526 |
| 10          | 39.105 | 152.308 | 41.124 | 110.656 | 47.878 | 2:08.107 |           | 229.787 | 12:48:44.633 |
| p11         | 42.420 | 138.947 | 47.516 | 81.571  |        | 2:25.830 | +17.723   | 212.598 | 12:51:10.463 |
| 12          |        | 137.910 | 44.508 | 95.491  | 49.784 | 3:43.445 | +1:35.338 |         | 12:54:53.908 |
| 13          | 40.328 | 140.711 | 42.375 | 92.466  | 48.889 | 2:11.592 | +3.485    | 213.861 | 12:57:05.500 |
| 14          | 40.275 | 146.861 | 42.528 | 87.027  | 48.414 | 2:11.217 | +3.110    | 220.408 | 12:59:16.717 |

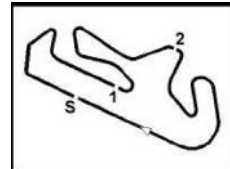
Chief of Timing &amp; Scoring

Timegear

Race Director

Stewards

Licensed to: Autodromo Internacional do Algarve


**Algarve Classic Festival 2013**

GT &amp; SPORT CAR CUP

AIA - FIA FAST/FAST 4.653 Km

QUALIFYING

19/10/2013 12:20

Qualifying (40:00 Time) started at 12:20:00

| Lap         | S1     | Spd P1  | S2     | Spd P2  | S3     | Lap Tm   | Diff      | MaxSpd  | Time of Day  |
|-------------|--------|---------|--------|---------|--------|----------|-----------|---------|--------------|
| 15          | 40.513 | 139.122 | 42.719 | 90.301  | 48.803 | 2:12.035 | +3.928    | 226.891 | 13:01:28.752 |
| <b>(86)</b> |        |         |        |         |        |          |           |         |              |
| 1           | 40.299 | 145.321 | 42.339 | 91.915  | 47.645 | 2:10.283 | +1.748    | 215.139 | 12:24:39.204 |
| 2           | 38.815 | 141.790 | 42.236 | 96.861  | 47.484 | 2:08.535 |           | 235.294 | 12:26:47.739 |
| 3           | 39.404 | 141.972 | 42.228 | 85.919  | 47.673 | 2:09.305 | +0.770    | 222.222 | 12:28:57.044 |
| 4           | 38.945 | 140.354 | 42.102 | 101.791 | 48.067 | 2:09.114 | +0.579    | 229.787 | 12:31:06.158 |
| p5          | 43.021 | 121.579 | 46.203 | 90.909  |        | 2:28.058 | +19.523   | 192.171 | 12:33:34.216 |
| 6           |        | 105.100 | 44.503 | 106.509 | 49.786 | 3:40.798 | +1:32.263 |         | 12:37:15.014 |
| 7           | 41.600 | 139.647 | 46.540 | 100.935 | 48.851 | 2:16.991 | +8.456    | 217.742 | 12:39:32.005 |
| 8           | 51.341 | 127.889 | 44.478 | 103.647 | 49.131 | 2:24.950 | +16.415   | 237.885 | 12:41:56.955 |
| 9           | 40.340 | 134.563 | 43.861 | 99.356  | 49.294 | 2:13.495 | +4.960    | 219.512 | 12:44:10.450 |
| 10          | 40.362 | 139.122 | 44.627 | 100.372 | 48.812 | 2:13.801 | +5.266    | 222.680 | 12:46:24.251 |
| 11          | 40.192 | 140.177 | 43.966 | 95.745  | 48.740 | 2:12.898 | +4.363    | 216.867 | 12:48:37.149 |
| 12          | 40.155 | 145.131 | 46.453 | 80.899  | 52.343 | 2:18.951 | +10.416   | 213.018 | 12:50:56.100 |
| 13          | 41.581 | 125.714 | 44.453 | 104.753 | 48.846 | 2:14.880 | +6.345    | 222.222 | 12:53:10.980 |
| p14         | 40.546 | 134.891 | 44.895 | 111.226 |        | 2:20.113 | +11.578   | 216.000 | 12:55:31.093 |
| 15          |        | 106.411 | 49.231 | 87.662  | 55.977 | 5:47.755 | +3:39.220 |         | 13:01:18.848 |
| <b>(67)</b> |        |         |        |         |        |          |           |         |              |
| 1           | 47.765 | 120.916 | 50.832 | 71.523  | 56.131 | 2:34.728 | +25.401   | 180.000 | 12:26:01.083 |
| 2           | 47.138 | 119.741 | 50.780 | 73.469  | 56.854 | 2:34.772 | +25.445   | 187.500 | 12:28:35.855 |
| 3           | 47.330 | 112.340 | 51.099 | 75.261  | 55.229 | 2:33.658 | +24.331   | 180.301 | 12:31:09.513 |
| 4           | 44.642 | 135.550 | 48.909 | 87.876  | 54.313 | 2:27.864 | +18.537   | 190.476 | 12:33:37.377 |
| 5           | 46.611 | 131.686 | 49.129 | 81.020  | 54.757 | 2:30.497 | +21.170   | 178.512 | 12:36:07.874 |
| 6           | 45.904 | 123.063 | 50.836 | 78.374  | 53.994 | 2:30.734 | +21.407   | 186.528 | 12:38:38.608 |
| 7           | 44.262 | 134.727 | 48.615 | 75.524  | 53.066 | 2:25.943 | +16.616   | 196.721 | 12:41:04.551 |
| 8           | 44.952 | 113.607 | 48.898 | 73.569  | 52.378 | 2:26.228 | +16.901   | 198.529 | 12:43:30.779 |
| p9          | 47.665 | 120.260 | 51.211 | 83.786  |        | 2:40.646 | +31.319   | 193.896 | 12:46:11.425 |
| 10          |        | 125.572 | 43.987 | 101.695 | 49.460 | 4:33.694 | +2:24.367 |         | 12:50:45.119 |
| 11          | 40.214 | 143.813 | 41.824 | 104.046 | 47.504 | 2:09.542 | +0.215    | 216.867 | 12:52:54.661 |
| 12          | 39.655 | 140.889 | 41.654 | 101.408 | 48.018 | 2:09.327 |           | 237.363 | 12:55:03.988 |
| 13          | 42.780 | 145.321 | 46.496 | 87.449  | 53.911 | 2:23.187 | +13.860   | 197.080 | 12:57:27.175 |
| p14         | 43.445 | 139.647 | 42.611 | 98.630  |        | 2:19.109 | +9.782    | 185.567 | 12:59:46.284 |
| <b>(29)</b> |        |         |        |         |        |          |           |         |              |
| 1           | 41.625 | 143.627 | 43.322 | 98.992  | 47.878 | 2:12.825 | +0.231    | 192.513 | 12:24:34.492 |
| 2           | 41.346 | 138.254 | 43.730 | 102.662 | 48.920 | 2:13.996 | +1.402    | 196.364 | 12:26:48.488 |
| p3          | 45.267 | 110.991 | 48.581 | 95.575  |        | 2:36.447 | +23.853   | 179.700 | 12:29:24.935 |
| 4           |        | 142.703 | 43.039 | 103.448 | 48.814 | 3:20.483 | +1:07.889 |         | 12:32:45.418 |
| 5           | 41.273 | 148.037 | 42.994 | 102.467 | 48.327 | 2:12.594 |           | 197.080 | 12:34:58.012 |
| p6          | 41.479 | 148.434 | 42.678 | 103.846 |        | 2:18.099 | +5.505    | 198.895 | 12:37:16.111 |
| <b>(83)</b> |        |         |        |         |        |          |           |         |              |
| 1           | 44.767 | 118.083 | 46.544 | 82.254  | 51.946 | 2:23.257 | +9.904    | 192.513 | 12:25:13.231 |
| 2           | 42.831 | 123.474 | 45.645 | 87.948  | 50.478 | 2:18.954 | +5.601    | 204.934 | 12:27:32.185 |
| 3           | 42.684 | 113.143 | 46.597 | 94.987  | 52.162 | 2:21.443 | +8.090    | 211.350 | 12:29:53.628 |
| 4           | 42.527 | 133.109 | 46.847 | 84.441  | 51.274 | 2:20.648 | +7.295    | 207.692 | 12:32:14.276 |
| 5           | 42.471 | 128.185 | 44.414 | 90.986  | 49.803 | 2:16.688 | +3.335    | 203.008 | 12:34:30.964 |

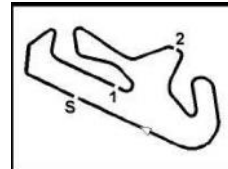
Chief of Timing &amp; Scoring

Timegear

Race Director

Stewards

Licensed to: Autodromo Internacional do Algarve


**Algarve Classic Festival 2013**

GT &amp; SPORT CAR CUP

AIA - FIA FAST/FAST 4.653 Km

QUALIFYING

19/10/2013 12:20

Qualifying (40:00 Time) started at 12:20:00

| Lap         | S1     | Spd P1  | S2     | Spd P2  | S3     | Lap Tm   | Diff      | MaxSpd  | Time of Day  |
|-------------|--------|---------|--------|---------|--------|----------|-----------|---------|--------------|
| 6           | 41.315 | 142.336 | 43.917 | 96.171  | 49.467 | 2:14.699 | +1.346    | 207.692 | 12:36:45.663 |
| p7          | 44.173 | 125.006 | 46.086 | 102.079 |        | 2:35.205 | +21.852   | 209.709 | 12:39:20.868 |
| 8           |        | 123.063 | 46.832 | 79.587  | 50.936 | 3:55.333 | +1:41.980 |         | 12:43:16.201 |
| 9           | 42.834 | 121.846 | 45.178 | 88.307  | 49.922 | 2:17.934 | +4.581    | 177.049 | 12:45:34.135 |
| 10          | 41.905 | 141.790 | 45.707 | 88.452  | 49.007 | 2:16.619 | +3.266    | 200.743 | 12:47:50.754 |
| 11          | 43.628 | 113.723 | 45.663 | 91.216  | 48.132 | 2:17.423 | +4.070    | 214.286 | 12:50:08.177 |
| 12          | 40.763 | 144.187 | 43.498 | 92.308  | 49.092 | 2:13.353 |           | 215.569 | 12:52:21.530 |
| p13         | 49.077 | 132.473 | 47.837 | 77.198  |        | 2:35.564 | +22.211   | 168.750 | 12:54:57.094 |
| <b>(11)</b> |        |         |        |         |        |          |           |         |              |
| 1           | 42.055 | 128.930 | 45.478 | 83.141  | 49.665 | 2:17.198 | +3.116    | 195.652 | 12:24:59.663 |
| 2           | 41.639 | 130.294 | 45.382 | 85.308  | 49.798 | 2:16.819 | +2.737    | 191.489 | 12:27:16.482 |
| 3           | 41.549 | 127.595 | 44.850 | 87.734  | 49.792 | 2:16.191 | +2.109    | 200.000 | 12:29:32.673 |
| 4           | 40.946 | 136.216 | 44.256 | 87.734  | 48.880 | 2:14.082 |           | 207.692 | 12:31:46.755 |
| 5           | 41.176 | 134.075 | 44.117 | 88.020  | 49.002 | 2:14.295 | +0.213    | 219.959 | 12:34:01.050 |
| p6          | 43.137 | 128.482 | 47.523 | 72.874  |        | 2:32.754 | +18.672   | 197.080 | 12:36:33.804 |
| 7           |        | 113.957 | 47.461 | 83.205  | 51.443 | 4:40.595 | +2:26.513 |         | 12:41:14.399 |
| 8           | 44.301 | 110.109 | 48.274 | 88.597  | 51.546 | 2:24.121 | +10.039   | 180.905 | 12:43:38.520 |
| 9           | 43.215 | 130.141 | 45.881 | 93.588  | 49.794 | 2:18.890 | +4.808    | 201.869 | 12:45:57.410 |
| 10          | 43.654 | 126.575 | 46.158 | 98.540  | 51.165 | 2:20.977 | +6.895    | 216.000 | 12:48:18.387 |
| 11          | 41.313 | 125.430 | 43.359 | 110.769 | 49.810 | 2:14.482 | +0.400    | 209.302 | 12:50:32.869 |
| 12          | 41.191 | 129.836 | 43.810 | 105.469 | 55.580 | 2:20.581 | +6.499    | 210.526 | 12:52:53.450 |
| p13         | 46.085 | 109.674 | 53.570 | 78.717  |        | 2:43.861 | +29.779   | 196.721 | 12:55:37.311 |
| <b>(31)</b> |        |         |        |         |        |          |           |         |              |
| 1           | 41.974 | 136.384 | 44.912 | 97.561  | 49.367 | 2:16.253 | +0.834    | 215.139 | 12:25:24.421 |
| 2           | 41.142 | 132.632 | 45.889 | 96.171  | 49.015 | 2:16.046 | +0.627    | 217.304 | 12:27:40.467 |
| 3           | 42.168 | 133.913 | 44.498 | 105.161 | 48.753 | 2:15.419 |           | 208.092 | 12:29:55.886 |
| p4          | 44.047 | 125.147 | 48.240 | 91.993  |        | 2:30.066 | +14.647   | 173.913 | 12:32:25.952 |
| 5           |        | 124.444 | 46.389 | 92.863  | 50.020 | 3:48.659 | +1:33.240 |         | 12:36:14.611 |
| 6           | 42.626 | 127.010 | 47.665 | 80.537  | 50.659 | 2:20.950 | +5.531    | 198.895 | 12:38:35.561 |
| 7           | 42.087 | 131.843 | 45.415 | 98.271  | 49.693 | 2:17.195 | +1.776    | 204.545 | 12:40:52.756 |
| 8           | 41.726 | 140.711 | 43.663 | 98.450  | 50.061 | 2:15.450 | +0.031    | 214.286 | 12:43:08.206 |
| p9          | 49.094 | 108.813 | 53.282 | 84.375  |        | 2:41.277 | +25.858   | 203.390 | 12:45:49.483 |
| 10          |        | 117.957 | 47.292 | 83.851  | 52.262 | 4:24.112 | +2:08.693 |         | 12:50:13.595 |
| 11          | 43.023 | 121.980 | 46.630 | 75.366  | 50.958 | 2:20.611 | +5.192    | 208.092 | 12:52:34.206 |
| 12          | 43.434 | 126.431 | 47.321 | 72.924  | 51.091 | 2:21.846 | +6.427    | 211.350 | 12:54:56.052 |
| 13          | 42.494 | 131.530 | 46.305 | 81.325  | 50.487 | 2:19.286 | +3.867    | 216.000 | 12:57:15.338 |
| 14          | 43.192 | 123.200 | 48.137 | 78.431  | 51.288 | 2:22.617 | +7.198    | 212.181 | 12:59:37.955 |
| 15          | 43.546 | 130.755 | 46.063 | 82.506  | 51.353 | 2:20.962 | +5.543    | 208.494 | 13:01:58.917 |
| <b>(64)</b> |        |         |        |         |        |          |           |         |              |
| 1           | 42.293 | 138.082 | 44.984 | 96.948  | 49.582 | 2:16.859 |           | 200.371 | 12:24:44.083 |
| 2           | 42.340 | 138.600 | 45.402 | 98.450  | 49.677 | 2:17.419 | +0.560    | 206.107 | 12:27:01.502 |
| p3          | 42.296 | 140.889 | 45.957 | 93.588  |        | 2:25.486 | +8.627    | 203.008 | 12:29:26.988 |
| 4           |        | 117.957 | 47.039 | 92.943  | 51.831 | 3:45.949 | +1:29.090 |         | 12:33:12.937 |
| 5           | 43.503 | 116.593 | 46.741 | 87.097  | 50.786 | 2:21.030 | +4.171    | 198.529 | 12:35:33.967 |
| 6           | 43.568 | 116.839 | 46.316 | 90.226  | 51.258 | 2:21.142 | +4.283    | 204.159 | 12:37:55.109 |
| 7           | 43.095 | 126.865 | 46.386 | 89.182  | 50.423 | 2:19.904 | +3.045    | 201.117 | 12:40:15.013 |

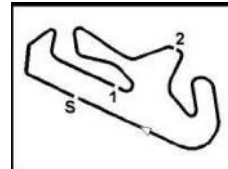
Chief of Timing &amp; Scoring

Timegear

Race Director

Stewards

Licensed to: Autodromo Internacional do Algarve


**Algarve Classic Festival 2013**

GT &amp; SPORT CAR CUP

AIA - FIA FAST/FAST 4.653 Km

QUALIFYING

19/10/2013 12:20

Qualifying (40:00 Time) started at 12:20:00

| Lap          | S1       | Spd P1  | S2     | Spd P2  | S3     | Lap Tm   | Diff      | MaxSpd  | Time of Day  |
|--------------|----------|---------|--------|---------|--------|----------|-----------|---------|--------------|
| 8            | 43.153   | 130.755 | 46.305 | 88.816  | 50.652 | 2:20.110 | +3.251    | 207.692 | 12:42:35.123 |
| 9            | 43.823   | 123.750 | 46.552 | 87.167  | 50.514 | 2:20.889 | +4.030    | 209.302 | 12:44:56.012 |
| 10           | 43.099   | 133.590 | 46.173 | 84.309  | 50.827 | 2:20.099 | +3.240    | 206.501 | 12:47:16.111 |
| p11          | 46.065   | 108.176 | 50.342 | 84.972  |        | 2:35.780 | +18.921   | 196.364 | 12:49:51.891 |
| 12           |          | 142.336 | 45.215 | 105.161 | 51.161 | 3:55.533 | +1:38.674 |         | 12:53:47.424 |
| 13           | 42.199   | 141.069 | 45.369 | 103.349 | 49.841 | 2:17.409 | +0.550    | 206.501 | 12:56:04.833 |
| 14           | 42.604   | 149.838 | 46.177 | 100.000 | 50.059 | 2:18.840 | +1.981    | 203.008 | 12:58:23.673 |
| p15          | 43.668   | 122.791 | 46.141 | 98.811  |        | 2:25.931 | +9.072    | 201.117 | 13:00:49.604 |
| <b>(56)</b>  |          |         |        |         |        |          |           |         |              |
| 1            |          |         |        |         |        | 2:18.860 | +1.082    |         | 12:25:15.247 |
| 2            |          |         |        |         |        | 2:17.778 |           |         | 12:27:33.025 |
| 3            |          |         |        |         |        | 4:39.840 | +2:22.062 |         | 12:32:12.865 |
| 4            |          |         |        |         |        | 4:37.595 | +2:19.817 |         | 12:36:50.460 |
| 5            |          |         |        |         |        | 2:19.037 | +1.259    |         | 12:39:09.497 |
| 6            | 4:32.915 | 135.716 | 45.736 | 103.547 | 51.036 | 6:09.687 | +3:51.909 |         | 12:45:19.184 |
| 7            | 43.015   | 126.575 | 46.238 | 88.235  | 50.233 | 2:19.486 | +1.708    | 202.627 | 12:47:38.670 |
| 8            | 42.555   | 138.254 | 45.202 | 97.385  | 50.423 | 2:18.180 | +0.402    | 197.441 | 12:49:56.850 |
| p9           | 43.290   | 117.086 | 47.011 | 84.112  |        | 2:33.037 | +15.259   | 201.117 | 12:52:29.887 |
| 10           |          | 115.380 | 48.595 | 81.387  | 52.503 | 5:16.122 | +2:58.344 |         | 12:57:46.009 |
| 11           | 43.752   | 118.083 | 45.810 | 85.375  | 51.378 | 2:20.940 | +3.162    | 194.595 | 13:00:06.949 |
| <b>(70)</b>  |          |         |        |         |        |          |           |         |              |
| 1            | 43.020   | 133.430 | 44.969 | 94.654  | 49.931 | 2:17.920 |           | 194.245 | 12:24:44.994 |
| 2            | 42.713   | 132.790 | 44.963 | 97.210  | 50.490 | 2:18.166 | +0.246    | 201.493 | 12:27:03.160 |
| p3           | 44.751   | 108.813 | 53.205 | 78.545  |        | 2:41.406 | +23.486   | 199.630 | 12:29:44.566 |
| 4            |          | 115.741 | 50.292 | 73.419  | 54.320 | 4:01.750 | +1:43.830 |         | 12:33:46.316 |
| 5            | 45.607   | 115.983 | 49.578 | 80.717  | 53.120 | 2:28.305 | +10.385   | 197.080 | 12:36:14.621 |
| 6            | 45.677   | 123.474 | 49.227 | 76.596  | 54.767 | 2:29.671 | +11.751   | 162.651 | 12:38:44.292 |
| 7            | 45.862   | 113.143 | 49.072 | 79.470  | 53.894 | 2:28.828 | +10.908   | 175.041 | 12:41:13.120 |
| 8            | 45.126   | 124.584 | 49.364 | 83.462  | 52.725 | 2:27.215 | +9.295    | 185.886 | 12:43:40.335 |
| p9           | 45.575   | 111.437 | 48.327 | 82.005  |        | 2:32.841 | +14.921   | 182.432 | 12:46:13.176 |
| <b>(156)</b> |          |         |        |         |        |          |           |         |              |
| 1            | 43.486   | 118.970 | 48.384 | 83.269  | 52.347 | 2:24.217 | +5.845    | 199.630 | 12:26:01.408 |
| 2            | 44.805   | 118.842 | 47.063 | 87.591  | 51.914 | 2:23.782 | +5.410    | 178.808 | 12:28:25.190 |
| 3            | 43.598   | 115.140 | 45.866 | 91.915  | 52.103 | 2:21.567 | +3.195    | 196.721 | 12:30:46.757 |
| 4            | 42.820   | 124.865 | 45.505 | 88.235  | 51.787 | 2:20.112 | +1.740    | 188.811 | 12:33:06.869 |
| 5            | 43.677   | 120.130 | 45.953 | 84.573  | 51.615 | 2:21.245 | +2.873    | 197.080 | 12:35:28.114 |
| p6           | 43.782   | 121.846 | 46.957 | 78.431  |        | 2:33.843 | +15.471   | 198.529 | 12:38:01.957 |
| 7            |          | 122.927 | 46.693 | 88.452  | 51.994 | 5:13.982 | +2:55.610 |         | 12:43:15.939 |
| 8            | 42.565   | 124.865 | 44.933 | 90.377  | 50.874 | 2:18.372 |           | 194.595 | 12:45:34.311 |
| 9            | 48.826   | 107.130 | 50.361 | 85.106  | 52.326 | 2:31.513 | +13.141   | 181.818 | 12:48:05.824 |
| 10           | 42.566   | 121.980 | 45.586 | 94.241  | 50.326 | 2:18.478 | +0.106    | 190.141 | 12:50:24.302 |
| 11           | 43.312   | 119.226 | 45.435 | 93.588  | 50.095 | 2:18.842 | +0.470    | 196.007 | 12:52:43.144 |
| p12          | 49.859   | 109.565 | 54.069 | 85.039  |        | 2:46.324 | +27.952   | 175.896 | 12:55:29.468 |
| <b>(61)</b>  |          |         |        |         |        |          |           |         |              |
| 1            | 42.765   | 125.006 | 45.655 | 98.182  | 50.535 | 2:18.955 | +0.574    | 204.545 | 12:24:47.987 |

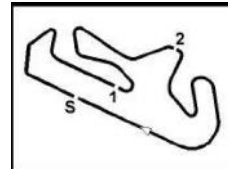
Chief of Timing &amp; Scoring

Timegear

Race Director

Stewards

Licensed to: Autodromo Internacional do Algarve


**Algarve Classic Festival 2013**

GT &amp; SPORT CAR CUP

AIA - FIA FAST/FAST 4.653 Km

QUALIFYING

19/10/2013 12:20

Qualifying (40:00 Time) started at 12:20:00

| Lap         | S1     | Spd P1  | S2     | Spd P2  | S3     | Lap Tm   | Diff      | MaxSpd  | Time of Day  |
|-------------|--------|---------|--------|---------|--------|----------|-----------|---------|--------------|
| 2           | 42.542 | 115.260 | 45.642 | 89.627  | 50.197 | 2:18.381 |           | 200.371 | 12:27:06.368 |
| 3           | 42.549 | 112.340 | 46.320 | 86.957  | 50.510 | 2:19.379 | +0.998    | 206.107 | 12:29:25.747 |
| p4          | 42.404 | 123.474 | 45.528 | 91.993  |        | 2:22.786 | +4.405    | 201.117 | 12:31:48.533 |
| 5           |        | 109.565 | 49.030 | 79.823  | 53.365 | 3:59.847 | +1:41.466 |         | 12:35:48.380 |
| 6           | 44.276 | 126.575 | 47.352 | 103.846 | 52.919 | 2:24.547 | +6.166    | 175.896 | 12:38:12.927 |
| 7           | 44.397 | 126.720 | 47.917 | 90.909  | 51.578 | 2:23.892 | +5.511    | 175.896 | 12:40:36.819 |
| 8           | 44.674 | 119.870 | 48.457 | 92.229  | 52.785 | 2:25.916 | +7.535    | 188.811 | 12:43:02.735 |
| p9          | 44.042 | 124.724 | 47.395 | 96.688  |        | 2:26.629 | +8.248    | 182.432 | 12:45:29.364 |
| <b>(68)</b> |        |         |        |         |        |          |           |         |              |
| 1           | 44.147 | 114.664 | 47.352 | 83.077  | 51.244 | 2:22.743 | +3.631    | 195.298 | 12:25:06.223 |
| 2           | 42.299 | 117.086 | 46.047 | 84.639  | 51.011 | 2:19.357 | +0.245    | 204.545 | 12:27:25.580 |
| 3           | 41.797 | 118.842 | 46.602 | 77.810  | 50.713 | 2:19.112 |           | 210.117 | 12:29:44.692 |
| 4           | 41.860 | 121.579 | 47.143 | 83.205  | 50.919 | 2:19.922 | +0.810    | 225.941 | 12:32:04.614 |
| 5           | 42.561 | 116.593 | 45.808 | 85.511  | 51.272 | 2:19.641 | +0.529    | 212.598 | 12:34:24.255 |
| 6           | 42.511 | 121.579 | 46.326 | 82.380  | 50.903 | 2:19.740 | +0.628    | 203.390 | 12:36:43.995 |
| p7          | 43.342 | 119.098 | 46.663 | 91.139  |        | 2:27.743 | +8.631    | 185.567 | 12:39:11.738 |
| 8           |        | 122.791 | 48.047 | 91.759  | 53.946 | 4:26.445 | +2:07.333 |         | 12:43:38.183 |
| 9           | 45.387 | 113.607 | 47.579 | 85.987  | 52.473 | 2:25.439 | +6.327    | 199.630 | 12:46:03.622 |
| 10          | 45.069 | 117.832 | 47.848 | 86.817  | 52.078 | 2:24.995 | +5.883    | 189.807 | 12:48:28.617 |
| 11          | 44.720 | 122.655 | 47.788 | 88.020  | 52.354 | 2:24.862 | +5.750    | 191.489 | 12:50:53.479 |
| 12          | 45.330 | 117.707 | 47.718 | 89.627  | 52.178 | 2:25.226 | +6.114    | 195.298 | 12:53:18.705 |
| 13          | 44.488 | 128.185 | 47.172 | 87.167  | 51.967 | 2:23.627 | +4.515    | 188.482 | 12:55:42.332 |
| 14          | 44.173 | 130.294 | 48.096 | 92.308  | 51.949 | 2:24.218 | +5.106    | 192.857 | 12:58:06.550 |
| 15          | 47.443 | 112.227 | 48.612 | 91.681  | 53.171 | 2:29.226 | +10.114   | 198.895 | 13:00:35.776 |
| <b>(66)</b> |        |         |        |         |        |          |           |         |              |
| 1           | 46.917 | 119.870 | 47.711 | 96.601  | 51.584 | 2:26.212 | +6.226    | 162.651 | 12:25:08.318 |
| 2           | 43.742 | 121.712 | 46.425 | 96.861  | 51.410 | 2:21.577 | +1.591    | 187.500 | 12:27:29.895 |
| 3           | 44.310 | 120.260 | 46.789 | 102.564 | 53.086 | 2:24.185 | +4.199    | 189.142 | 12:29:54.080 |
| 4           | 43.107 | 127.595 | 46.629 | 95.154  | 51.030 | 2:20.766 | +0.780    | 191.829 | 12:32:14.846 |
| 5           | 43.846 | 133.590 | 46.104 | 96.948  | 51.513 | 2:21.463 | +1.477    | 195.652 | 12:34:36.309 |
| 6           | 43.714 | 124.444 | 46.571 | 102.370 | 51.825 | 2:22.110 | +2.124    | 197.080 | 12:36:58.419 |
| 7           | 43.989 | 132.473 | 46.194 | 94.820  | 51.631 | 2:21.814 | +1.828    | 192.857 | 12:39:20.233 |
| 8           | 44.676 | 126.720 | 46.630 | 85.646  | 51.016 | 2:22.322 | +2.336    | 194.595 | 12:41:42.555 |
| 9           | 43.024 | 127.448 | 47.451 | 81.509  | 51.469 | 2:21.944 | +1.958    | 200.371 | 12:44:04.499 |
| 10          | 42.533 | 132.315 | 45.995 | 90.150  | 51.458 | 2:19.986 |           | 191.150 | 12:46:24.485 |
| 11          | 43.232 | 140.532 | 46.366 | 83.721  | 51.394 | 2:20.992 | +1.006    | 199.630 | 12:48:45.477 |
| p12         | 46.425 | 106.309 | 50.793 | 86.677  |        | 2:36.652 | +16.666   | 190.141 | 12:51:22.129 |
| <b>(88)</b> |        |         |        |         |        |          |           |         |              |
| 1           | 45.058 | 123.337 | 46.725 | 97.035  | 51.898 | 2:23.681 | +2.721    | 176.759 | 12:25:05.921 |
| 2           | 44.380 | 117.707 | 46.785 | 94.241  | 51.834 | 2:22.999 | +2.039    | 187.175 | 12:27:28.920 |
| 3           | 45.721 | 105.600 | 48.052 | 96.171  | 52.056 | 2:25.829 | +4.869    | 182.432 | 12:29:54.749 |
| 4           | 43.814 | 132.473 | 46.412 | 91.448  | 50.734 | 2:20.960 |           | 181.208 | 12:32:15.709 |
| 5           | 43.809 | 122.384 | 46.528 | 93.588  | 51.376 | 2:21.713 | +0.753    | 188.482 | 12:34:37.422 |
| p6          | 44.373 | 122.655 | 46.286 | 95.745  |        | 2:27.219 | +6.259    | 186.207 | 12:37:04.641 |
| 7           |        | 119.098 | 49.702 | 89.035  | 53.937 | 4:06.511 | +1:45.551 |         | 12:41:11.152 |
| 8           | 45.969 | 119.226 | 48.806 | 89.478  | 53.309 | 2:28.084 | +7.124    | 181.513 | 12:43:39.236 |

Chief of Timing &amp; Scoring

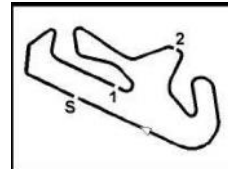
Timegear

Race Director

Stewards

Licensed to: Autodromo Internacional do Algarve

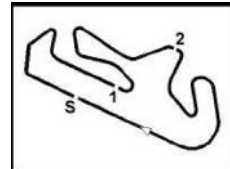



**Algarve Classic Festival 2013**
**GT & SPORT CAR CUP**
**AIA - FIA FAST/FAST 4.653 Km**
**QUALIFYING**
**19/10/2013 12:20**
**Qualifying (40:00 Time) started at 12:20:00**

| Lap         | S1     | Spd P1  | S2     | Spd P2  | S3       | Lap Tm   | Diff      | MaxSpd  | Time of Day  |
|-------------|--------|---------|--------|---------|----------|----------|-----------|---------|--------------|
| 9           | 45.217 | 111.662 | 48.135 | 90.680  | 53.327   | 2:26.679 | +5.719    | 196.007 | 12:46:05.915 |
| 10          | 44.499 | 124.584 | 47.664 | 90.075  | 51.454   | 2:23.617 | +2.657    | 192.857 | 12:48:29.532 |
| 11          | 44.610 | 116.839 | 48.023 | 85.174  | 51.801   | 2:24.434 | +3.474    | 200.743 | 12:50:53.966 |
| 12          | 45.460 | 110.109 | 48.346 | 89.478  | 51.520   | 2:25.326 | +4.366    | 191.489 | 12:53:19.292 |
| 13          | 44.577 | 117.707 | 47.569 | 90.226  | 51.829   | 2:23.975 | +3.015    | 192.171 | 12:55:43.267 |
| 14          | 44.567 | 127.448 | 48.063 | 88.307  | 51.353   | 2:23.983 | +3.023    | 185.886 | 12:58:07.250 |
| 15          | 45.172 | 133.269 | 46.996 | 89.850  | 52.120   | 2:24.288 | +3.328    | 188.482 | 13:00:31.538 |
| <b>(71)</b> |        |         |        |         |          |          |           |         |              |
| 1           | 44.292 | 123.750 | 46.814 | 95.915  | 52.254   | 2:23.360 | +1.571    | 195.652 | 12:25:22.946 |
| 2           | 44.584 | 127.448 | 46.884 | 96.171  | 51.721   | 2:23.189 | +1.400    | 198.165 | 12:27:46.135 |
| 3           | 43.949 | 136.216 | 46.693 | 95.406  | 52.036   | 2:22.678 | +0.889    | 197.802 | 12:30:08.813 |
| 4           | 44.169 | 144.187 | 46.279 | 98.182  | 51.709   | 2:22.157 | +0.368    | 196.721 | 12:32:30.970 |
| 5           | 43.623 | 137.058 | 46.239 | 97.210  | 51.927   | 2:21.789 |           | 198.165 | 12:34:52.759 |
| 6           | 44.146 | 137.568 | 46.582 | 97.297  | 51.898   | 2:22.626 | +0.837    | 196.721 | 12:37:15.385 |
| p7          | 43.918 | 129.080 | 46.660 | 95.491  |          | 2:25.838 | +4.049    | 199.262 | 12:39:41.223 |
| 8           |        | 118.715 | 50.980 | 92.229  | 52.866   | 3:44.007 | +1:22.218 |         | 12:43:25.230 |
| 9           | 45.000 | 117.458 | 48.328 | 89.552  | 52.549   | 2:25.877 | +4.088    | 192.171 | 12:45:51.107 |
| 10          | 45.289 | 116.716 | 48.137 | 110.769 | 52.943   | 2:26.369 | +4.580    | 189.142 | 12:48:17.476 |
| 11          | 44.607 | 117.086 | 47.808 | 97.915  | 53.346   | 2:25.761 | +3.972    | 197.080 | 12:50:43.237 |
| 12          | 45.898 | 117.209 | 48.366 | 86.469  | 52.696   | 2:26.960 | +5.171    | 190.813 | 12:53:10.197 |
| 13          | 45.040 | 129.988 | 46.933 | 99.723  | 52.822   | 2:24.795 | +3.006    | 189.807 | 12:55:34.992 |
| 14          | 44.447 | 121.712 | 47.873 | 88.020  | 51.988   | 2:24.308 | +2.519    | 193.896 | 12:57:59.300 |
| 15          | 44.809 | 122.791 | 47.117 | 86.262  | 52.026   | 2:23.952 | +2.163    | 189.474 | 13:00:23.252 |
| <b>(34)</b> |        |         |        |         |          |          |           |         |              |
| 1           | 52.376 | 104.703 | 57.320 | 71.856  | 1:03.332 | 2:53.028 | +30.406   | 167.963 | 12:26:37.885 |
| p2          | 52.777 | 104.113 | 58.004 | 66.873  |          | 2:59.530 | +36.908   | 169.811 | 12:29:37.415 |
| 3           |        | 114.427 | 48.690 | 83.141  | 54.036   | 3:54.832 | +1:32.210 |         | 12:33:32.247 |
| 4           | 46.408 | 119.870 | 47.370 | 87.948  | 52.253   | 2:26.031 | +3.409    | 178.808 | 12:35:58.278 |
| 5           | 44.280 | 129.836 | 46.509 | 95.070  | 52.397   | 2:23.186 | +0.564    | 192.513 | 12:38:21.464 |
| 6           | 44.405 | 128.482 | 47.604 | 84.772  | 52.495   | 2:24.504 | +1.882    | 193.548 | 12:40:45.968 |
| 7           | 43.906 | 129.684 | 46.414 | 104.348 | 54.047   | 2:24.367 | +1.745    | 193.896 | 12:43:10.335 |
| 8           | 44.010 | 127.595 | 46.890 | 91.681  | 51.832   | 2:22.732 | +0.110    | 195.298 | 12:45:33.067 |
| 9           | 44.965 | 131.064 | 46.476 | 92.943  | 52.156   | 2:23.597 | +0.975    | 193.896 | 12:47:56.664 |
| 10          | 44.032 | 126.143 | 46.626 | 89.035  | 51.964   | 2:22.622 |           | 193.896 | 12:50:19.286 |
| p11         | 56.358 | 100.435 | 55.351 | 85.646  |          | 2:51.556 | +28.934   | 157.434 | 12:53:10.842 |
| <b>(40)</b> |        |         |        |         |          |          |           |         |              |
| 1           | 48.428 | 116.962 | 50.800 | 82.443  | 55.518   | 2:34.746 | +8.890    | 170.079 | 12:25:58.313 |
| 2           | 48.354 | 110.548 | 50.722 | 82.192  | 55.031   | 2:34.107 | +8.251    | 182.432 | 12:28:32.420 |
| 3           | 48.247 | 117.957 | 52.488 | 83.269  | 55.365   | 2:36.100 | +10.244   | 193.548 | 12:31:08.520 |
| p4          | 48.453 | 126.575 | 49.535 | 78.318  |          | 2:37.839 | +11.983   | 190.476 | 12:33:46.359 |
| 5           |        | 132.632 | 48.973 | 81.942  | 53.396   | 4:04.664 | +1:38.808 |         | 12:37:51.023 |
| 6           | 46.040 | 124.305 | 48.759 | 87.027  | 53.369   | 2:28.168 | +2.312    | 192.171 | 12:40:19.191 |
| 7           | 45.273 | 138.600 | 47.968 | 84.507  | 52.756   | 2:25.997 | +0.141    | 192.857 | 12:42:45.188 |
| 8           | 45.169 | 137.568 | 48.259 | 80.960  | 53.674   | 2:27.102 | +1.246    | 193.896 | 12:45:12.290 |
| 9           | 44.718 | 138.773 | 48.027 | 86.817  | 53.311   | 2:26.056 | +0.200    | 193.202 | 12:47:38.346 |
| 10          | 45.159 | 136.720 | 48.396 | 89.330  | 53.354   | 2:26.909 | +1.053    | 192.513 | 12:50:05.255 |

**Chief of Timing & Scoring**
**Timegear**
**Race Director**
**Stewards**

Licensed to: Autodromo Internacional do Algarve


**Algarve Classic Festival 2013**

GT &amp; SPORT CAR CUP

AIA - FIA FAST/FAST 4.653 Km

QUALIFYING

19/10/2013 12:20

Qualifying (40:00 Time) started at 12:20:00

| Lap          | S1     | Spd P1  | S2     | Spd P2  | S3       | Lap Tm   | Diff      | MaxSpd  | Time of Day  |
|--------------|--------|---------|--------|---------|----------|----------|-----------|---------|--------------|
| 11           | 46.342 | 137.739 | 47.984 | 86.193  | 53.016   | 2:27.342 | +1.486    | 192.857 | 12:52:32.597 |
| 12           | 45.357 | 117.458 | 49.721 | 84.573  | 54.206   | 2:29.284 | +3.428    | 192.857 | 12:55:01.881 |
| 13           | 47.331 | 136.049 | 47.768 | 87.662  | 53.535   | 2:28.634 | +2.778    | 193.202 | 12:57:30.515 |
| 14           | 45.133 | 140.711 | 47.613 | 86.538  | 53.110   | 2:25.856 |           | 194.245 | 12:59:56.371 |
| 15           | 44.619 | 139.823 | 48.165 | 84.507  | 53.476   | 2:26.260 | +0.404    | 193.896 | 13:02:22.631 |
| <b>(841)</b> |        |         |        |         |          |          |           |         |              |
| 1            | 46.985 | 106.309 | 50.000 | 101.983 | 54.593   | 2:31.578 | +1.616    | 189.142 | 12:25:31.563 |
| 2            | 48.070 | 121.446 | 50.163 | 95.322  | 55.220   | 2:33.453 | +3.491    | 187.175 | 12:28:05.016 |
| 3            | 47.303 | 113.028 | 50.066 | 89.701  | 55.449   | 2:32.818 | +2.856    | 185.886 | 12:30:37.834 |
| 4            | 46.393 | 122.519 | 49.609 | 91.448  | 55.364   | 2:31.366 | +1.404    | 187.175 | 12:33:09.200 |
| 5            | 46.559 | 117.832 | 49.884 | 95.070  | 55.385   | 2:31.828 | +1.866    | 187.826 | 12:35:41.028 |
| 6            | 47.524 | 122.655 | 49.648 | 94.241  | 55.717   | 2:32.889 | +2.927    | 185.249 | 12:38:13.917 |
| p7           | 46.977 | 126.431 | 49.661 | 92.150  |          | 2:35.653 | +5.691    | 187.175 | 12:40:49.570 |
| p8           |        | 112.000 | 50.330 | 91.681  |          | 3:26.491 | +56.529   |         | 12:44:16.061 |
| 9            |        | 121.712 | 53.326 | 92.943  | 56.358   | 4:21.125 | +1:51.163 |         | 12:48:37.186 |
| 10           | 47.322 | 120.784 | 51.415 | 83.656  | 56.876   | 2:35.613 | +5.651    | 176.471 | 12:51:12.799 |
| 11           | 46.129 | 128.930 | 49.413 | 96.000  | 54.595   | 2:30.137 | +0.175    | 180.905 | 12:53:42.936 |
| 12           | 46.919 | 121.313 | 49.833 | 97.915  | 54.889   | 2:31.641 | +1.679    | 182.125 | 12:56:14.577 |
| 13           | 46.744 | 129.231 | 48.850 | 96.257  | 54.368   | 2:29.962 |           | 182.432 | 12:58:44.539 |
| 14           | 47.143 | 134.075 | 49.710 | 95.745  | 55.004   | 2:31.857 | +1.895    | 177.049 | 13:01:16.396 |
| <b>(21)</b>  |        |         |        |         |          |          |           |         |              |
| 1            | 47.412 | 133.590 | 52.126 | 85.106  | 55.560   | 2:35.098 | +2.875    | 182.125 | 12:26:05.942 |
| 2            | 47.427 | 132.315 | 50.768 | 84.972  | 55.725   | 2:33.920 | +1.697    | 185.249 | 12:28:39.862 |
| 3            | 47.393 | 131.843 | 50.997 | 78.947  | 56.850   | 2:35.240 | +3.017    | 186.207 | 12:31:15.102 |
| 4            | 47.955 | 123.750 | 51.694 | 85.241  | 55.717   | 2:35.366 | +3.143    | 184.615 | 12:33:50.468 |
| 5            | 49.420 | 133.752 | 50.620 | 85.106  | 55.494   | 2:35.534 | +3.311    | 184.615 | 12:36:26.002 |
| p6           | 47.862 | 127.742 | 50.781 | 85.039  |          | 2:40.889 | +8.666    | 185.886 | 12:39:06.891 |
| 7            |        | 117.209 | 52.803 | 86.677  | 55.928   | 5:38.403 | +3:06.180 |         | 12:44:45.294 |
| 8            | 47.900 | 120.260 | 50.572 | 90.756  | 55.628   | 2:34.100 | +1.877    | 177.632 | 12:47:19.394 |
| 9            | 47.309 | 124.027 | 50.534 | 90.604  | 54.380   | 2:32.223 |           | 182.741 | 12:49:51.617 |
| 10           | 47.860 | 109.349 | 51.569 | 91.681  | 55.983   | 2:35.412 | +3.189    | 182.125 | 12:52:27.029 |
| 11           | 47.649 | 133.269 | 52.546 | 84.441  | 56.085   | 2:36.280 | +4.057    | 179.402 | 12:55:03.309 |
| 12           | 49.115 | 126.000 | 50.898 | 80.597  | 56.455   | 2:36.468 | +4.245    | 167.442 | 12:57:39.777 |
| 13           | 51.612 | 121.180 | 51.614 | 73.871  | 57.049   | 2:40.275 | +8.052    | 165.138 | 13:00:20.052 |
| <b>(22)</b>  |        |         |        |         |          |          |           |         |              |
| 1            | 46.626 | 111.325 | 50.146 | 79.121  | 55.528   | 2:32.300 |           | 184.615 | 12:25:56.145 |
| 2            | 48.287 | 114.783 | 50.811 | 83.333  | 55.280   | 2:34.378 | +2.078    | 159.057 | 12:28:30.523 |
| p3           | 51.397 | 100.984 | 53.483 | 78.775  |          | 2:45.824 | +13.524   | 159.763 | 12:31:16.347 |
| 4            |        | 98.560  | 56.371 | 78.832  | 1:00.081 | 4:44.337 | +2:12.037 |         | 12:36:00.684 |
| 5            | 50.573 | 113.723 | 55.725 | 92.150  | 58.677   | 2:44.975 | +12.675   | 163.389 | 12:38:45.659 |
| 6            | 51.085 | 108.706 | 51.827 | 85.308  | 58.455   | 2:41.367 | +9.067    | 171.701 | 12:41:27.026 |
| 7            | 50.784 |         | 52.828 | 82.443  | 1:01.104 | 2:44.716 | +12.416   | 167.963 | 12:44:11.742 |
| 8            | 50.872 | 122.927 | 51.556 | 77.309  | 59.680   | 2:42.108 | +9.808    | 163.389 | 12:46:53.850 |
| 9            | 49.676 | 121.180 | 54.021 | 81.633  | 58.966   | 2:42.663 | +10.363   | 170.616 | 12:49:36.513 |
| 10           | 50.729 | 121.048 | 53.196 | 79.063  | 58.588   | 2:42.513 | +10.213   | 169.279 | 12:52:19.026 |
| 11           | 52.133 | 126.431 | 51.693 | 80.417  | 58.731   | 2:42.557 | +10.257   | 160.475 | 12:55:01.583 |

Chief of Timing &amp; Scoring

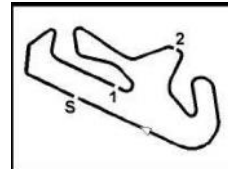
Timegear

Race Director

Stewards

Licensed to: Autodromo Internacional do Algarve





Algarve Classic Festival 2013

GT & SPORT CAR CUP

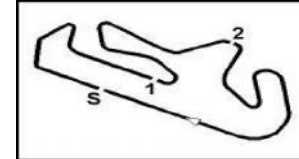
AIA - FIA FAST/FAST 4.653 Km

QUALIFYING

19/10/2013 12:20

Qualifying (40:00 Time) started at 12:20:00

| Lap | S1     | Spd P1  | S2     | Spd P2 | S3     | Lap Tm   | Diff   | MaxSpd  | Time of Day  |
|-----|--------|---------|--------|--------|--------|----------|--------|---------|--------------|
| 12  | 49.985 | 129.080 | 51.190 | 75.524 | 56.689 | 2:37.864 | +5.564 | 161.919 | 12:57:39.447 |
| 13  | 50.437 | 113.028 | 52.539 | 80.000 | 58.455 | 2:41.431 | +9.131 | 155.620 | 13:00:20.878 |



# Algarve Classic Festival 2013

GT & SPORT CAR CUP

AIA - FIA FAST/FAST 4.653 Km

QUALIFYING

19/10/2013 12:20

Qualifying (40:00 Time) started at 12:20:00

| Pos | No. | Driver 1     | Nat. | Driver 2              | Car / Model           | CC   | Year | Class | PIC | Best Tm  | In Lap | Diff   | Laps |
|-----|-----|--------------|------|-----------------------|-----------------------|------|------|-------|-----|----------|--------|--------|------|
| 1   | 69  | L.Kinch      | CA   | N.Kinch               | Jaguar E-Type         | 3800 | 196  | GT4   | 1   | 2:07.012 | 11     |        | 12   |
| 2   | 85  | J.Welch      | GB   | M.Pangborn            | Jaguar E Type         | 3800 | 1964 | GT4   | 2   | 2:07.277 | 16     | 0.265  | 17   |
| 3   | 87  | D.Hood       | GB   | A.Buncombe/C.Ward     | Jaguar E-Type         | 3800 | 1962 | GT4   | 3   | 2:08.107 | 10     | 1.095  | 15   |
| 4   | 86  | C.Monteverde | BR   | G.Pearson             | Jaguar E-Type         | 3800 | 19   | GT4   | 4   | 2:08.535 | 2      | 1.523  | 15   |
| 5   | 67  | G.Nolte      | DE   | F.Stippler            | Bizzarrini/E-Type     | 5300 | 1964 | GT4   | 5   | 2:09.327 | 12     | 2.315  | 14   |
| 6   | 29  | K.Ahlers     | GB   | B.Bellinger           | Morgan Plus 4 SLR     | 2188 | 1963 | SP1   | 1   | 2:12.594 | 5      | 5.582  | 6    |
| 7   | 83  | B.Shuckburgh | GB   | A.Ruhan               | Jaguar E Type         | 3800 |      | GT4   | 6   | 2:13.353 | 12     | 6.341  | 13   |
| 8   | 11  | F.Wakeman    | GB   | P.Blakeney'Edwards    | Jaguar E-Type         | 3800 |      | GT4   | 7   | 2:14.082 | 4      | 7.070  | 13   |
| 9   | 31  | P.Hocking    | GB   | G.Burnett             | Abarth-Simca          |      | 1964 | GT2   | 1   | 2:15.419 | 3      | 8.407  | 15   |
| 10  | 64  | J.Emberson   | GB   | B.Wykham              | Morgan Plus 4 SLR     | 2188 | 1963 | GT3   | 1   | 2:16.859 | 1      | 9.847  | 15   |
| 11  | 56  | C.Clarkson   | GB   | T.Williams/D.Smithies | Austin Healey         | 2963 | 1958 | GT3   | 2   | 2:17.778 | 2      | 10.766 | 11   |
| 12  | 70  | D.Kremer     | CH   | G.Kremer              | Morgan Plus 4         | 2200 | 1959 | GT3   | 3   | 2:17.920 | 1      | 10.908 | 9    |
| 13  | 156 | G.McCulloch  | GB   | P.Blakeney'Edwards    | Maserati 200SI        | 2500 | 1956 | SP2   | 1   | 2:18.372 | 8      | 11.360 | 12   |
| 14  | 61  | S.Orebi Gann | GB   | M.Bell                | Morgan Plus 4 SLR     | 2200 |      | GT3   | 4   | 2:18.381 | 2      | 11.369 | 9    |
| 15  | 68  | A.Bell       | GB   | P.Bradfield           | Iso Grifo A3C         | 5354 | 1965 | GT4   | 8   | 2:19.112 | 3      | 12.100 | 15   |
| 16  | 66  | R.Rawe       | GB   |                       | Aston Martin DB4      |      | 1962 | GT4   | 9   | 2:19.986 | 10     | 12.974 | 12   |
| 17  | 88  | J.Cooke      | GB   |                       | Shelby Mustang 350 GT |      | 1965 | GT4   | 10  | 2:20.960 | 4      | 13.948 | 15   |
| 18  | 71  | A.Ross Jones | GB   | D.Ross Jones          | Triumph TR4           | 2188 | 1962 | GT3   | 5   | 2:21.789 | 5      | 14.777 | 15   |
| 19  | 34  | B.Lambert    | GB   | Barbara L.            | MG B                  | 1840 | 1964 | GT2   | 2   | 2:22.622 | 10     | 15.610 | 11   |
| 20  | 40  | B.Stephens   | GB   | W.Stephens            | Porsche 356           | 1600 | 1965 | GT2   | 3   | 2:25.856 | 14     | 18.844 | 15   |
| 21  | 841 | J.Hitch      | GB   | B.Birrell             | MG B                  | 1840 | 1965 | GT2   | 4   | 2:29.962 | 13     | 22.950 | 14   |
| 22  | 21  | P.Bason      | GB   | T.Barrington          | Lotus Elite           | 1216 | 1961 | GT1   | 1   | 2:32.223 | 9      | 25.211 | 13   |
| 23  | 22  | J.Moyes      | GB   |                       | Porsche 356/Speedster | 1600 | 1965 | GT1   | 2   | 2:32.300 | 1      | 25.288 | 13   |

Chief of Timing & Scoring

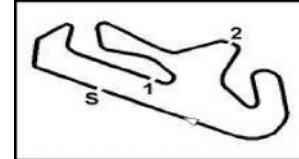
Timegear

Race Director

HORA DE AFIXACAO:

Stewards

.



# Algarve Classic Festival 2013

GT & SPORT CAR CUP

AIA - FIA FAST/FAST 4.653 Km

RACE

20/10/2013 09:00

Race (2:00:00 Time) started at 9:00:20

| Pos        | No. | Driver 1     | Nat. | Driver 2              | Car / Model           | CC   | Class | PIC | Laps | Total Tm    | Diff    | Best Tm  | In Lap |
|------------|-----|--------------|------|-----------------------|-----------------------|------|-------|-----|------|-------------|---------|----------|--------|
| <b>GT1</b> |     |              |      |                       |                       |      |       |     |      |             |         |          |        |
| 1          | 21  | P.Bason      | GB   | T.Barrington          | Lotus Elite           | 1216 | GT1   | 1   | 46   | 2:02:17.549 |         | 2:29.926 | 31     |
| 2          | 22  | J.Moyes      | GB   |                       | Porsche 356/Speedster | 1600 | GT1   | 2   | 19   | 58:07.918   | 27 Laps | 2:36.452 | 14     |
| <b>GT2</b> |     |              |      |                       |                       |      |       |     |      |             |         |          |        |
| 1          | 31  | P.Hocking    | GB   | G.Burnett/J. Izaks    | Abarth-Simca          |      | GT2   | 1   | 49   | 2:01:16.925 |         | 2:14.901 | 22     |
| 2          | 40  | B.Stephens   | GB   | W.Stephens            | Porsche 356           | 1600 | GT2   | 2   | 48   | 2:00:55.896 | 1 Lap   | 2:23.555 | 40     |
| 3          | 34  | B.Lambert    | GB   | Barbara L.            | MG B                  | 1840 | GT2   | 3   | 48   | 2:01:23.661 | 1 Lap   | 2:22.599 | 43     |
| 4          | 841 | J.Hitch      | GB   | B.Birrell             | MG B                  | 1840 | GT2   | 4   | 47   | 2:04:05.336 | 2 Laps  | 2:28.383 | 2      |
| <b>GT3</b> |     |              |      |                       |                       |      |       |     |      |             |         |          |        |
| 1          | 61  | S.Orebi Gann | GB   | M.Bell                | Morgan Plus 4 SLR     | 2200 | GT3   | 1   | 51   | 2:01:33.841 |         | 2:17.261 | 36     |
| 2          | 56  | C.Clarkson   | GB   | T.Williams/D.Smithies | Austin Healey         | 2963 | GT3   | 2   | 51   | 2:02:11.749 | 37.908  | 2:17.503 | 26     |
| 3          | 70  | D.Kremer     | CH   | G.Kremer              | Morgan Plus 4         | 2200 | GT3   | 3   | 50   | 2:00:57.532 | 1 Lap   | 2:18.274 | 44     |
| 4          | 64  | J.Emberson   | GB   | B.Wykhams             | Morgan Plus 4 SLR     | 2188 | GT3   | 4   | 50   | 2:02:27.757 | 1 Lap   | 2:18.476 | 37     |
| 5          | 71  | A.Ross Jones | GB   | D.Ross Jones          | Triumph TR4           | 2188 | GT3   | 5   | 28   | 1:20:26.845 | 23 Laps | 2:21.437 | 11     |
| <b>GT4</b> |     |              |      |                       |                       |      |       |     |      |             |         |          |        |
| 1          | 11  | F.Wakeman    | GB   | P.Blakeney'Edwards    | Jaguar E-Type         | 3800 | GT4   | 1   | 52   | 2:01:55.075 |         | 2:14.110 | 19     |
| 2          | 87  | D.Hood       | GB   | A.Buncombe/C.Ward     | Jaguar E-Type         | 3800 | GT4   | 2   | 51   | 2:01:49.892 | 1 Lap   | 2:08.562 | 49     |
| 3          | 67  | G.Nolte      | DE   | F.Stippler            | Jaguar E-Type         | 3800 | GT4   | 3   | 51   | 2:02:00.829 | 1 Lap   | 2:09.683 | 35     |
| 4          | 68  | A.Bell       | GB   | P.Bradfield           | Iso Grifo A3C         | 5354 | GT4   | 4   | 50   | 2:02:00.708 | 2 Laps  | 2:18.233 | 5      |
| 5          | 66  | R.Rawe       | GB   |                       | Aston Martin DB4      |      | GT4   | 5   | 49   | 2:00:08.134 | 3 Laps  | 2:20.877 | 44     |
| 6          | 88  | J.Cooke      | GB   |                       | Shelby Mustang 350 GT |      | GT4   | 6   | 47   | 2:01:11.159 | 5 Laps  | 2:21.085 | 12     |
| 7          | 85  | J.Welch      | GB   | M.Pangborn            | Jaguar E Type         | 3800 | GT4   | 7   | 25   | 2:01:10.778 | 27 Laps | 2:11.643 | 14     |
| 8          | 69  | L.Kinch      | CA   | N.Kinch               | Jaguar E-Type         | 3800 | GT4   | 8   | 20   | 43:50.269   | 32 Laps | 2:09.698 | 3      |
| 9          | 83  | B.Shuckburgh | GB   | A.Ruhan               | Jaguar E Type         | 3800 | GT4   | 9   | 6    | 13:49.774   | 46 Laps | 2:15.367 | 5      |
| <b>SP2</b> |     |              |      |                       |                       |      |       |     |      |             |         |          |        |
| 1          | 156 | G.McCulloch  | GB   | P.Blakeney'Edwards    | Maserati 200SI        | 2500 | SP2   | 1   | 9    | 21:29.812   |         | 2:19.959 | 7      |

Chief of Timing & Scoring

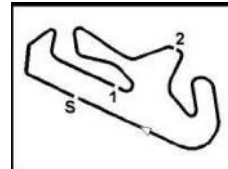
Timegear

Race Director

HORA DE AFIXACAO:

Stewards

.


**Algarve Classic Festival 2013**

GT &amp; SPORT CAR CUP

AIA - FIA FAST/FAST 4.653 Km

RACE

20/10/2013 09:00

Race (2:00:00 Time) started at 9:00:20

| Lap  | S1     | Spd P1  | S2     | Spd P2 | S3     | Lap Tm   | Diff      | MaxSpd  | Time of Day  |
|------|--------|---------|--------|--------|--------|----------|-----------|---------|--------------|
| (11) |        |         |        |        |        |          |           |         |              |
| 1    | 53.914 | 120.260 | 47.212 | 96.948 | 51.502 | 2:32.628 | +18.518   | 164.134 | 9:02:55.051  |
| 2    | 44.652 | 120.653 | 46.098 | 89.182 | 51.105 | 2:21.855 | +7.745    | 185.886 | 9:05:16.906  |
| 3    | 42.274 | 124.305 | 46.197 | 88.962 | 51.270 | 2:19.741 | +5.631    | 204.934 | 9:07:36.647  |
| 4    | 41.932 | 130.141 | 46.348 | 91.759 | 50.440 | 2:18.720 | +4.610    | 210.117 | 9:09:55.367  |
| 5    | 42.490 | 144.000 | 44.083 | 87.591 | 49.725 | 2:16.298 | +2.188    | 198.895 | 9:12:11.665  |
| 6    | 41.826 | 121.313 | 44.532 | 88.743 | 50.096 | 2:16.454 | +2.344    | 200.371 | 9:14:28.119  |
| 7    | 42.320 | 123.612 | 45.357 | 88.235 | 50.224 | 2:17.901 | +3.791    | 201.493 | 9:16:46.020  |
| 8    | 41.586 | 135.385 | 44.612 | 90.909 | 50.390 | 2:16.588 | +2.478    | 206.107 | 9:19:02.608  |
| p9   | 42.423 | 128.185 | 44.266 | 86.677 |        | 2:18.867 | +4.757    | 196.364 | 9:21:21.475  |
| 10   |        | 120.000 | 45.741 | 85.714 | 50.179 | 3:27.405 | +1:13.295 |         | 9:24:48.880  |
| 11   | 42.189 | 131.064 | 45.050 | 85.443 | 49.766 | 2:17.005 | +2.895    | 197.080 | 9:27:05.885  |
| 12   | 41.545 | 129.080 | 45.350 | 84.839 | 49.560 | 2:16.455 | +2.345    | 202.247 | 9:29:22.340  |
| 13   | 41.562 | 131.219 | 44.659 | 86.747 | 49.273 | 2:15.494 | +1.384    | 206.897 | 9:31:37.834  |
| 14   | 40.959 | 130.447 | 44.751 | 91.139 | 49.894 | 2:15.604 | +1.494    | 214.712 | 9:33:53.438  |
| 15   | 41.681 | 131.843 | 44.157 | 88.307 | 49.477 | 2:15.315 | +1.205    | 194.946 | 9:36:08.753  |
| 16   | 41.187 | 124.166 | 44.556 | 87.805 | 49.334 | 2:15.077 | +0.967    | 216.000 | 9:38:23.830  |
| 17   | 42.068 | 121.846 | 44.869 | 85.851 | 49.617 | 2:16.554 | +2.444    | 192.513 | 9:40:40.384  |
| 18   | 41.524 | 125.430 | 43.993 | 87.167 | 49.182 | 2:14.699 | +0.589    | 201.117 | 9:42:55.083  |
| 19   | 40.939 | 127.156 | 43.775 | 87.876 | 49.396 | 2:14.110 |           | 213.439 | 9:45:09.193  |
| 20   | 41.442 | 123.063 | 44.554 | 87.027 | 49.956 | 2:15.952 | +1.842    | 205.714 | 9:47:25.145  |
| 21   | 41.414 | 127.595 | 43.781 | 89.552 | 50.014 | 2:15.209 | +1.099    | 204.934 | 9:49:40.354  |
| 22   | 41.909 | 130.447 | 43.692 | 91.139 | 49.345 | 2:14.946 | +0.836    | 205.714 | 9:51:55.300  |
| 23   | 41.107 | 129.988 | 44.474 | 89.182 | 49.536 | 2:15.117 | +1.007    | 203.774 | 9:54:10.417  |
| 24   | 41.539 | 124.584 | 44.329 | 83.656 | 49.634 | 2:15.502 | +1.392    | 203.774 | 9:56:25.919  |
| 25   | 41.294 | 130.601 | 44.479 | 87.308 | 49.532 | 2:15.305 | +1.195    | 209.302 | 9:58:41.224  |
| 26   | 41.308 | 128.631 | 45.111 | 92.072 | 50.362 | 2:16.781 | +2.671    | 208.494 | 10:00:58.005 |
| 27   | 41.849 | 123.063 | 44.777 | 83.462 | 49.650 | 2:16.276 | +2.166    | 198.895 | 10:03:14.281 |
| 28   | 41.552 | 128.037 | 44.123 | 85.714 | 49.592 | 2:15.267 | +1.157    | 206.107 | 10:05:29.548 |
| 29   | 41.628 | 130.755 | 44.980 | 84.441 | 49.635 | 2:16.243 | +2.133    | 202.627 | 10:07:45.791 |
| p30  | 42.066 | 121.446 | 45.172 | 83.916 |        | 2:20.843 | +6.733    | 202.627 | 10:10:06.634 |
| 31   |        | 124.444 | 45.805 | 86.817 | 50.353 | 3:21.686 | +1:07.576 |         | 10:13:28.320 |
| 32   | 41.523 | 125.430 | 45.500 | 88.743 | 50.330 | 2:17.353 | +3.243    | 225.000 | 10:15:45.673 |
| 33   | 41.152 | 123.888 | 44.414 | 93.750 | 50.163 | 2:15.729 | +1.619    | 209.302 | 10:18:01.402 |
| 34   | 41.122 | 125.006 | 45.396 | 88.743 | 50.369 | 2:16.887 | +2.777    | 212.598 | 10:20:18.289 |
| 35   | 41.295 | 133.752 | 44.409 | 90.150 | 49.670 | 2:15.374 | +1.264    | 208.494 | 10:22:33.663 |
| 36   | 41.980 | 126.000 | 44.751 | 83.462 | 49.242 | 2:15.973 | +1.863    | 201.869 | 10:24:49.636 |
| 37   | 41.483 | 129.836 | 44.380 | 87.027 | 49.895 | 2:15.758 | +1.648    | 214.712 | 10:27:05.394 |
| 38   | 41.740 | 129.231 | 44.645 | 91.293 | 49.934 | 2:16.319 | +2.209    | 208.092 | 10:29:21.713 |
| 39   | 41.080 | 132.000 | 44.791 | 85.511 | 50.292 | 2:16.163 | +2.053    | 209.302 | 10:31:37.876 |
| 40   | 40.858 | 127.156 | 44.674 | 80.059 | 49.861 | 2:15.393 | +1.283    | 219.512 | 10:33:53.269 |
| 41   | 42.145 | 125.147 | 44.304 | 84.507 | 49.730 | 2:16.179 | +2.069    | 210.117 | 10:36:09.448 |
| 42   | 41.881 | 136.889 | 44.804 | 91.371 | 50.063 | 2:16.748 | +2.638    | 208.092 | 10:38:26.196 |
| 43   | 41.791 | 125.430 | 44.374 | 93.750 | 50.159 | 2:16.324 | +2.214    | 206.501 | 10:40:42.520 |
| 44   | 41.386 | 133.430 | 44.440 | 89.404 | 51.701 | 2:17.527 | +3.417    | 208.494 | 10:43:00.047 |
| 45   | 41.340 | 136.889 | 43.709 | 86.538 | 50.633 | 2:15.682 | +1.572    | 206.501 | 10:45:15.729 |
| 46   | 41.883 | 133.109 | 43.795 | 91.915 | 50.512 | 2:16.190 | +2.080    | 205.714 | 10:47:31.919 |
| 47   | 41.438 | 128.037 | 44.160 | 86.331 | 50.717 | 2:16.315 | +2.205    | 211.350 | 10:49:48.234 |

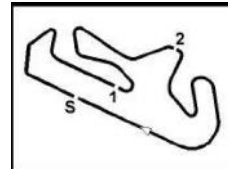
Chief of Timing &amp; Scoring

Timegear

Race Director

Stewards

Licensed to: Autodromo Internacional do Algarve


**Algarve Classic Festival 2013**

GT &amp; SPORT CAR CUP

AIA - FIA FAST/FAST 4.653 Km

RACE

20/10/2013 09:00

Race (2:00:00 Time) started at 9:00:20

| Lap  | S1     | Spd P1  | S2     | Spd P2  | S3     | Lap Tm   | Diff      | MaxSpd  | Time of Day  |
|------|--------|---------|--------|---------|--------|----------|-----------|---------|--------------|
| 48   | 41.389 | 131.374 | 45.880 | 87.734  | 51.813 | 2:19.082 | +4.972    | 209.302 | 10:52:07.316 |
| 49   | 41.520 | 129.684 | 44.906 | 83.981  | 50.645 | 2:17.071 | +2.961    | 200.371 | 10:54:24.387 |
| 50   | 41.978 | 122.384 | 44.462 | 85.919  | 50.530 | 2:16.970 | +2.860    | 195.652 | 10:56:41.357 |
| 51   | 42.084 | 130.447 | 44.746 | 87.308  | 50.821 | 2:17.651 | +3.541    | 195.298 | 10:58:59.008 |
| 52   | 41.912 | 131.374 | 44.631 | 86.538  | 50.318 | 2:16.861 | +2.751    | 198.529 | 11:01:15.869 |
| (61) |        |         |        |         |        |          |           |         |              |
| 1    | 51.697 | 127.302 | 48.407 | 99.539  | 52.183 | 2:32.287 | +15.026   | 154.066 | 9:02:57.276  |
| 2    | 45.611 | 117.832 | 47.829 | 98.093  | 55.470 | 2:28.910 | +11.649   | 196.364 | 9:05:26.186  |
| 3    | 44.236 | 124.166 | 46.875 | 98.182  | 51.569 | 2:22.680 | +5.419    | 199.630 | 9:07:48.866  |
| 4    | 44.033 | 125.714 | 46.955 | 103.053 | 51.925 | 2:22.913 | +5.652    | 203.008 | 9:10:11.779  |
| 5    | 44.383 | 125.572 | 46.600 | 101.124 | 51.426 | 2:22.409 | +5.148    | 201.493 | 9:12:34.188  |
| 6    | 43.611 | 128.780 | 47.270 | 97.826  | 51.047 | 2:21.928 | +4.667    | 207.294 | 9:14:56.116  |
| 7    | 43.344 | 120.000 | 48.018 | 92.466  | 51.932 | 2:23.294 | +6.033    | 210.938 | 9:17:19.410  |
| 8    | 43.810 | 119.612 | 47.398 | 106.719 | 51.315 | 2:22.523 | +5.262    | 205.714 | 9:19:41.933  |
| 9    | 43.727 | 125.006 | 46.788 | 93.913  | 51.649 | 2:22.164 | +4.903    | 204.159 | 9:22:04.097  |
| 10   | 43.347 | 132.790 | 46.753 | 97.561  | 52.364 | 2:22.464 | +5.203    | 207.692 | 9:24:26.561  |
| 11   | 43.208 | 130.909 | 47.631 | 102.759 | 51.239 | 2:22.078 | +4.817    | 208.494 | 9:26:48.639  |
| 12   | 42.635 | 142.519 | 46.768 | 93.345  | 51.452 | 2:20.855 | +3.594    | 210.117 | 9:29:09.494  |
| p13  | 44.178 | 123.337 | 46.438 | 105.161 |        | 2:26.858 | +9.597    | 200.743 | 9:31:36.352  |
| 14   |        | 125.572 | 45.705 | 94.323  | 51.220 | 3:30.465 | +1:13.204 |         | 9:35:06.817  |
| 15   | 42.823 | 133.590 | 45.379 | 90.909  | 50.527 | 2:18.729 | +1.468    | 201.493 | 9:37:25.546  |
| 16   | 42.530 | 127.595 | 46.821 | 83.721  | 50.598 | 2:19.949 | +2.688    | 204.159 | 9:39:45.495  |
| 17   | 42.755 | 131.064 | 46.022 | 84.706  | 50.730 | 2:19.507 | +2.246    | 207.692 | 9:42:05.002  |
| 18   | 42.652 | 128.482 | 45.720 | 93.023  | 50.315 | 2:18.687 | +1.426    | 203.008 | 9:44:23.689  |
| 19   | 42.291 | 123.337 | 45.168 | 89.701  | 50.550 | 2:18.009 | +0.748    | 206.107 | 9:46:41.698  |
| 20   | 44.006 | 134.075 | 45.427 | 82.380  | 50.249 | 2:19.682 | +2.421    | 209.302 | 9:49:01.380  |
| 21   | 42.945 | 138.773 | 45.978 | 76.978  | 50.535 | 2:19.458 | +2.197    | 201.117 | 9:51:20.838  |
| 22   | 42.189 | 132.000 | 45.330 | 86.538  | 50.420 | 2:17.939 | +0.678    | 208.494 | 9:53:38.777  |
| 23   | 42.540 | 131.219 | 45.570 | 84.839  | 50.999 | 2:19.109 | +1.848    | 210.526 | 9:55:57.886  |
| 24   | 42.861 | 126.143 | 46.929 | 89.552  | 50.083 | 2:19.873 | +2.612    | 208.494 | 9:58:17.759  |
| 25   | 43.207 | 135.716 | 45.256 | 92.545  | 51.227 | 2:19.690 | +2.429    | 208.494 | 10:00:37.449 |
| 26   | 42.780 | 135.882 | 46.239 | 85.241  | 50.711 | 2:19.730 | +2.469    | 197.080 | 10:02:57.179 |
| 27   | 43.039 | 131.064 | 45.729 | 83.916  | 50.347 | 2:19.115 | +1.854    | 203.390 | 10:05:16.294 |
| 28   | 42.418 | 127.889 | 46.122 | 80.657  | 50.670 | 2:19.210 | +1.949    | 204.159 | 10:07:35.504 |
| 29   | 42.426 | 132.790 | 45.681 | 86.817  | 50.922 | 2:19.029 | +1.768    | 207.294 | 10:09:54.533 |
| 30   | 42.850 | 124.584 | 46.676 | 84.507  | 50.311 | 2:19.837 | +2.576    | 207.294 | 10:12:14.370 |
| 31   | 42.085 | 135.055 | 45.632 | 84.639  | 50.338 | 2:18.055 | +0.794    | 210.938 | 10:14:32.425 |
| 32   | 42.161 | 126.431 | 45.997 | 86.677  | 50.518 | 2:18.676 | +1.415    | 211.765 | 10:16:51.101 |
| p33  | 42.698 | 134.237 | 45.204 | 98.361  |        | 2:21.947 | +4.686    | 204.934 | 10:19:13.048 |
| 34   |        | 123.750 | 46.141 | 94.571  | 51.299 | 3:29.059 | +1:11.798 |         | 10:22:42.107 |
| 35   | 42.552 | 138.947 | 44.731 | 91.837  | 50.031 | 2:17.314 | +0.053    | 211.350 | 10:24:59.421 |
| 36   | 42.150 | 138.773 | 44.987 | 93.831  | 50.124 | 2:17.261 |           | 209.709 | 10:27:16.682 |
| 37   | 43.428 | 132.950 | 46.199 | 81.264  | 50.258 | 2:19.885 | +2.624    | 212.598 | 10:29:36.567 |
| 38   | 42.872 | 125.572 | 45.761 | 87.520  | 50.598 | 2:19.231 | +1.970    | 203.008 | 10:31:55.798 |
| 39   | 42.899 | 136.552 | 45.304 | 87.379  | 50.847 | 2:19.050 | +1.789    | 206.107 | 10:34:14.848 |
| 40   | 42.649 | 128.185 | 45.546 | 84.441  | 50.611 | 2:18.806 | +1.545    | 206.897 | 10:36:33.654 |
| 41   | 42.104 | 144.000 | 45.109 | 89.035  | 51.386 | 2:18.599 | +1.338    | 208.897 | 10:38:52.253 |
| 42   | 42.618 | 140.889 | 44.920 | 94.737  | 50.308 | 2:17.846 | +0.585    | 210.117 | 10:41:10.099 |

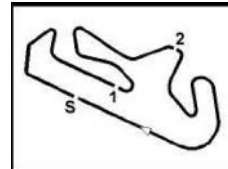
Chief of Timing &amp; Scoring

Timegear

Race Director

Stewards

Licensed to: Autodromo Internacional do Algarve


**Algarve Classic Festival 2013**

GT &amp; SPORT CAR CUP

AIA - FIA FAST/FAST 4.653 Km

RACE

20/10/2013 09:00

Race (2:00:00 Time) started at 9:00:20

| Lap  | S1     | Spd P1  | S2     | Spd P2  | S3     | Lap Tm   | Diff      | MaxSpd  | Time of Day  |
|------|--------|---------|--------|---------|--------|----------|-----------|---------|--------------|
| 43   | 42.537 | 128.780 | 45.323 | 85.443  | 49.935 | 2:17.795 | +0.534    | 204.159 | 10:43:27.894 |
| 44   | 42.155 | 143.441 | 45.062 | 87.662  | 51.214 | 2:18.431 | +1.170    | 210.526 | 10:45:46.325 |
| 45   | 42.305 | 131.843 | 45.218 | 93.184  | 50.776 | 2:18.299 | +1.038    | 201.869 | 10:48:04.624 |
| 46   | 42.554 | 130.909 | 45.998 | 77.143  | 50.026 | 2:18.578 | +1.317    | 207.692 | 10:50:23.202 |
| 47   | 42.243 | 136.049 | 45.651 | 82.949  | 50.869 | 2:18.763 | +1.502    | 204.934 | 10:52:41.965 |
| 48   | 42.447 | 136.049 | 45.543 | 79.063  | 50.135 | 2:18.125 | +0.864    | 208.494 | 10:55:00.090 |
| 49   | 42.254 | 137.228 | 45.660 | 95.745  | 50.413 | 2:18.327 | +1.066    | 207.692 | 10:57:18.417 |
| 50   | 42.548 | 137.058 | 45.055 | 86.677  | 50.085 | 2:17.688 | +0.427    | 199.262 | 10:59:36.105 |
| 51   | 42.459 | 134.237 | 45.684 | 79.237  | 50.387 | 2:18.530 | +1.269    | 212.181 | 11:01:54.635 |
| (87) |        |         |        |         |        |          |           |         |              |
| 1    | 51.755 | 127.595 | 47.015 | 96.774  | 55.080 | 2:33.850 | +25.288   | 166.924 | 9:02:55.864  |
| 2    | 46.209 | 124.865 | 48.565 | 87.520  | 55.708 | 2:30.482 | +21.920   | 180.602 | 9:05:26.346  |
| 3    | 46.187 | 132.315 | 50.619 | 89.850  | 55.616 | 2:32.422 | +23.860   | 182.125 | 9:07:58.768  |
| 4    | 45.511 | 140.354 | 46.883 | 86.887  | 54.751 | 2:27.145 | +18.583   | 179.700 | 9:10:25.913  |
| 5    | 44.852 | 131.686 | 47.224 | 87.662  | 53.742 | 2:25.818 | +17.256   | 193.896 | 9:12:51.731  |
| 6    | 44.405 | 127.742 | 46.626 | 92.229  | 54.037 | 2:25.068 | +16.506   | 197.802 | 9:15:16.799  |
| 7    | 44.315 | 132.950 | 47.346 | 90.680  | 53.127 | 2:24.788 | +16.226   | 193.896 | 9:17:41.587  |
| 8    | 44.369 | 130.909 | 47.778 | 82.443  | 52.894 | 2:25.041 | +16.479   | 192.857 | 9:20:06.628  |
| 9    | 44.308 | 132.315 | 46.424 | 94.488  | 52.634 | 2:23.366 | +14.804   | 203.390 | 9:22:29.994  |
| 10   | 44.696 | 125.006 | 47.346 | 87.379  | 52.347 | 2:24.389 | +15.827   | 198.529 | 9:24:54.383  |
| 11   | 44.122 | 127.302 | 47.231 | 90.986  | 53.063 | 2:24.416 | +15.854   | 205.714 | 9:27:18.799  |
| 12   | 44.744 | 129.684 | 46.874 | 88.670  | 52.884 | 2:24.502 | +15.940   | 188.153 | 9:29:43.301  |
| p13  | 44.575 | 131.843 | 46.538 | 90.528  |        | 2:29.105 | +20.543   | 188.153 | 9:32:12.406  |
| 14   |        | 110.769 | 52.590 | 83.721  | 56.736 | 5:59.860 | +3:51.298 |         | 9:38:12.266  |
| p15  | 48.115 | 115.620 | 52.230 | 82.443  |        | 2:44.631 | +36.069   | 169.811 | 9:40:56.897  |
| 16   |        | 132.000 | 44.400 | 87.734  | 49.244 | 3:43.593 | +1:35.031 |         | 9:44:40.490  |
| 17   | 41.468 | 132.950 | 43.677 | 86.331  | 49.500 | 2:14.645 | +6.083    | 210.938 | 9:46:55.135  |
| 18   | 40.803 | 134.563 | 42.991 | 89.404  | 48.765 | 2:12.559 | +3.997    | 209.302 | 9:49:07.694  |
| 19   | 40.748 | 137.398 | 42.700 | 88.235  | 49.127 | 2:12.575 | +4.013    | 219.512 | 9:51:20.269  |
| 20   | 40.642 | 137.058 | 43.080 | 84.906  | 48.947 | 2:12.669 | +4.107    | 216.433 | 9:53:32.938  |
| 21   | 40.541 | 132.157 | 44.332 | 98.182  | 49.027 | 2:13.900 | +5.338    | 213.861 | 9:55:46.838  |
| 22   | 40.933 | 133.590 | 43.671 | 82.822  | 49.009 | 2:13.613 | +5.051    | 214.712 | 9:58:00.451  |
| 23   | 40.483 | 134.727 | 43.028 | 88.452  | 48.439 | 2:11.950 | +3.388    | 215.139 | 10:00:12.401 |
| 24   | 40.600 | 133.269 | 43.320 | 84.839  | 48.504 | 2:12.424 | +3.862    | 219.959 | 10:02:24.825 |
| 25   | 40.337 | 138.600 | 43.024 | 87.520  | 48.767 | 2:12.128 | +3.566    | 228.330 | 10:04:36.953 |
| 26   | 40.442 | 132.000 | 44.045 | 85.106  | 49.289 | 2:13.776 | +5.214    | 215.139 | 10:06:50.729 |
| 27   | 40.601 | 139.122 | 42.963 | 87.876  | 48.777 | 2:12.341 | +3.779    | 214.286 | 10:09:03.070 |
| 28   | 40.841 | 138.600 | 43.027 | 87.734  | 48.657 | 2:12.525 | +3.963    | 218.623 | 10:11:15.595 |
| 29   | 40.435 | 138.773 | 42.907 | 87.237  | 49.251 | 2:12.593 | +4.031    | 218.623 | 10:13:28.188 |
| 30   | 40.764 | 144.752 | 42.930 | 88.670  | 48.481 | 2:12.175 | +3.613    | 222.680 | 10:15:40.363 |
| 31   | 40.278 | 140.532 | 44.387 | 92.784  | 49.071 | 2:13.736 | +5.174    | 216.000 | 10:17:54.099 |
| 32   | 40.660 | 129.988 | 43.617 | 89.776  | 49.926 | 2:14.203 | +5.641    | 222.222 | 10:20:08.302 |
| p33  | 40.598 | 132.950 | 43.558 | 88.525  |        | 2:15.538 | +6.976    | 218.182 | 10:22:23.840 |
| 34   |        | 139.647 | 43.128 | 104.753 | 48.493 | 3:04.193 | +55.631   |         | 10:25:28.033 |
| 35   | 39.948 | 139.647 | 42.241 | 103.746 | 47.939 | 2:10.128 | +1.566    | 229.299 | 10:27:38.161 |
| 36   | 39.568 | 151.683 | 42.240 | 97.122  | 47.655 | 2:09.463 | +0.901    | 228.330 | 10:29:47.624 |
| 37   | 39.507 | 147.643 | 42.971 | 95.660  | 47.502 | 2:09.980 | +1.418    | 229.787 | 10:31:57.604 |
| 38   | 40.148 | 151.890 | 41.838 | 109.533 | 47.982 | 2:09.968 | +1.406    | 227.848 | 10:34:07.572 |

Chief of Timing &amp; Scoring

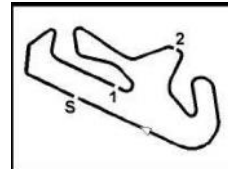
Timegear

Race Director

Stewards

Licensed to: Autodromo Internacional do Algarve




**Algarve Classic Festival 2013**

GT &amp; SPORT CAR CUP

AIA - FIA FAST/FAST 4.653 Km

RACE

20/10/2013 09:00

Race (2:00:00 Time) started at 9:00:20

| Lap | S1     | Spd P1  | S2     | Spd P2  | S3     | Lap Tm   | Diff   | MaxSpd  | Time of Day  |
|-----|--------|---------|--------|---------|--------|----------|--------|---------|--------------|
| 39  | 40.019 | 139.122 | 42.020 | 90.909  | 47.985 | 2:10.024 | +1.462 | 226.891 | 10:36:17.596 |
| 40  | 40.969 | 144.563 | 42.397 | 94.571  | 47.692 | 2:11.058 | +2.496 | 211.765 | 10:38:28.654 |
| 41  | 39.353 | 149.434 | 41.822 | 98.093  | 47.685 | 2:08.860 | +0.298 | 229.299 | 10:40:37.514 |
| 42  | 39.415 | 142.887 | 41.773 | 98.630  | 48.127 | 2:09.315 | +0.753 | 228.330 | 10:42:46.829 |
| 43  | 39.894 | 143.813 | 41.742 | 98.361  | 48.017 | 2:09.653 | +1.091 | 224.532 | 10:44:56.482 |
| 44  | 40.132 | 144.000 | 41.532 | 100.746 | 47.726 | 2:09.390 | +0.828 | 220.859 | 10:47:05.872 |
| 45  | 39.877 | 150.244 | 41.695 | 98.182  | 47.587 | 2:09.159 | +0.597 | 230.277 | 10:49:15.031 |
| 46  | 40.114 | 145.321 | 41.929 | 98.361  | 47.748 | 2:09.791 | +1.229 | 210.526 | 10:51:24.822 |
| 47  | 39.710 | 149.636 | 41.768 | 92.943  | 47.628 | 2:09.106 | +0.544 | 230.277 | 10:53:33.928 |
| 48  | 39.663 | 144.563 | 41.999 | 93.913  | 47.615 | 2:09.277 | +0.715 | 228.330 | 10:55:43.205 |
| 49  | 39.529 | 154.000 | 41.508 | 105.882 | 47.525 | 2:08.562 |        | 230.769 | 10:57:51.767 |
| 50  | 39.721 | 139.122 | 42.000 | 94.571  | 47.924 | 2:09.645 | +1.083 | 228.814 | 11:00:01.412 |
| 51  | 39.843 | 149.233 | 41.779 | 93.426  | 47.652 | 2:09.274 | +0.712 | 229.299 | 11:02:10.686 |

(67)

|     |        |         |        |         |        |          |           |         |              |
|-----|--------|---------|--------|---------|--------|----------|-----------|---------|--------------|
| 1   | 51.480 | 124.444 | 49.041 | 88.525  | 53.191 | 2:33.791 | +24.108   | 161.677 | 9:03:01.176  |
| 2   | 44.252 | 131.064 | 48.249 | 82.506  | 53.295 | 2:25.867 | +16.184   | 208.092 | 9:05:27.043  |
| 3   | 45.552 | 140.889 | 47.889 | 94.406  | 51.595 | 2:25.095 | +15.412   | 198.529 | 9:07:52.138  |
| 4   | 43.924 | 135.220 | 46.649 | 92.784  | 51.477 | 2:22.100 | +12.417   | 203.008 | 9:10:14.238  |
| 5   | 43.271 | 123.474 | 46.207 | 91.993  | 51.299 | 2:20.834 | +11.151   | 214.286 | 9:12:35.072  |
| 6   | 43.091 | 132.000 | 48.047 | 85.919  | 50.727 | 2:21.940 | +12.257   | 209.709 | 9:14:57.012  |
| 7   | 42.813 | 131.843 | 47.052 | 90.452  | 51.153 | 2:21.088 | +11.405   | 214.712 | 9:17:18.100  |
| 8   | 43.903 | 132.790 | 46.966 | 93.264  | 52.024 | 2:22.971 | +13.288   | 207.692 | 9:19:41.071  |
| 9   | 43.837 | 134.727 | 46.533 | 88.380  | 51.771 | 2:22.209 | +12.526   | 211.765 | 9:22:03.280  |
| 10  | 43.235 | 137.398 | 46.631 | 89.776  | 51.473 | 2:21.411 | +11.728   | 199.262 | 9:24:24.691  |
| 11  | 42.320 | 126.865 | 46.096 | 85.241  | 51.643 | 2:20.128 | +10.445   | 206.897 | 9:26:44.819  |
| 12  | 43.851 | 123.750 | 46.100 | 92.704  | 51.487 | 2:21.510 | +11.827   | 219.959 | 9:29:06.329  |
| 13  | 44.184 | 127.156 | 46.880 | 95.660  | 51.942 | 2:23.052 | +13.369   | 204.934 | 9:31:29.381  |
| 14  | 42.843 | 131.686 | 45.316 | 102.759 | 51.844 | 2:20.058 | +10.375   | 212.181 | 9:33:49.439  |
| 15  | 42.659 | 145.703 | 46.277 | 93.184  | 51.375 | 2:20.364 | +10.681   | 216.867 | 9:36:09.803  |
| 16  | 42.189 | 138.254 | 45.168 | 93.588  | 50.528 | 2:17.939 | +8.256    | 221.311 | 9:38:27.742  |
| 17  | 41.909 | 144.941 | 46.196 | 91.759  | 51.757 | 2:19.917 | +10.234   | 226.415 | 9:40:47.659  |
| 18  | 43.256 | 148.434 | 46.709 | 86.193  | 51.602 | 2:21.638 | +11.955   | 204.159 | 9:43:09.297  |
| 19  | 43.555 | 125.006 | 46.517 | 92.784  | 51.721 | 2:21.844 | +12.161   | 204.159 | 9:45:31.141  |
| p20 | 43.634 | 126.431 | 47.182 | 90.000  |        | 2:27.768 | +18.085   | 208.092 | 9:47:58.909  |
| 21  |        | 133.269 | 43.324 | 100.279 | 48.537 | 3:51.729 | +1:42.046 |         | 9:51:50.638  |
| 22  | 40.532 | 146.280 | 42.492 | 101.791 | 48.278 | 2:11.376 | +1.693    | 214.286 | 9:54:02.014  |
| 23  | 40.648 | 141.248 | 42.823 | 96.948  | 47.937 | 2:11.462 | +1.779    | 217.304 | 9:56:13.476  |
| 24  | 40.740 | 143.813 | 42.595 | 98.630  | 48.361 | 2:11.760 | +2.077    | 216.433 | 9:58:25.236  |
| 25  | 41.102 | 148.832 | 42.664 | 95.154  | 48.356 | 2:12.159 | +2.476    | 219.067 | 10:00:37.395 |
| 26  | 40.045 | 150.244 | 42.754 | 88.962  | 48.039 | 2:10.875 | +1.192    | 218.623 | 10:02:48.270 |
| 27  | 40.119 | 141.790 | 42.149 | 98.720  | 47.688 | 2:10.002 | +0.319    | 232.759 | 10:04:58.272 |
| 28  | 40.474 | 145.321 | 42.445 | 96.774  | 47.393 | 2:10.378 | +0.695    | 215.139 | 10:07:08.650 |
| 29  | 41.470 | 138.427 | 44.034 | 95.406  | 49.106 | 2:14.677 | +4.994    | 223.140 | 10:09:23.327 |
| 30  | 40.860 | 150.041 | 42.539 | 99.815  | 48.236 | 2:11.682 | +1.999    | 215.569 | 10:11:35.009 |
| 31  | 40.344 | 144.187 | 42.683 | 102.273 | 48.256 | 2:11.353 | +1.670    | 226.891 | 10:13:46.362 |
| 32  | 39.973 | 154.644 | 42.205 | 101.124 | 47.678 | 2:09.889 | +0.206    | 221.766 | 10:15:56.251 |
| 33  | 39.869 | 146.473 | 42.282 | 95.491  | 47.500 | 2:09.700 | +0.017    | 229.299 | 10:18:05.951 |
| 34  | 39.536 | 145.321 | 42.810 | 89.701  | 48.579 | 2:10.980 | +1.297    | 232.759 | 10:20:16.931 |

Chief of Timing &amp; Scoring

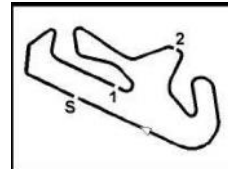
Timegear

Race Director

Stewards

Licensed to: Autodromo Internacional do Algarve




**Algarve Classic Festival 2013**

GT &amp; SPORT CAR CUP

AIA - FIA FAST/FAST 4.653 Km

RACE

20/10/2013 09:00

Race (2:00:00 Time) started at 9:00:20

| Lap | S1     | Spd P1  | S2     | Spd P2  | S3     | Lap Tm   | Diff      | MaxSpd  | Time of Day  |
|-----|--------|---------|--------|---------|--------|----------|-----------|---------|--------------|
| 35  | 39.674 | 145.321 | 42.371 | 92.784  | 47.584 | 2:09.683 |           | 238.411 | 10:22:26.614 |
| 36  | 39.774 | 144.375 | 42.888 | 95.406  | 47.961 | 2:10.673 | +0.990    | 221.311 | 10:24:37.287 |
| 37  | 40.115 | 145.512 | 42.627 | 89.404  | 47.984 | 2:10.778 | +1.095    | 223.602 | 10:26:48.065 |
| 38  | 40.097 | 151.269 | 42.624 | 104.147 | 48.369 | 2:11.138 | +1.455    | 223.602 | 10:28:59.203 |
| 39  | 40.324 | 152.517 | 42.475 | 96.515  | 47.974 | 2:10.804 | +1.121    | 223.602 | 10:31:10.007 |
| 40  | 39.976 | 155.730 | 42.809 | 90.150  | 47.952 | 2:10.775 | +1.092    | 228.814 | 10:33:20.782 |
| 41  | 40.395 | 147.447 | 42.357 | 96.171  | 48.076 | 2:10.874 | +1.191    | 218.623 | 10:35:31.656 |
| 42  | 40.674 | 158.174 | 42.978 | 94.654  | 48.058 | 2:11.758 | +2.075    | 230.277 | 10:37:43.414 |
| p43 | 40.075 | 146.861 | 42.585 | 93.669  |        | 2:13.846 | +4.163    | 230.769 | 10:39:57.260 |
| 44  |        | 118.335 | 47.027 | 98.182  | 53.299 | 4:27.620 | +2:17.937 |         | 10:44:24.880 |
| 45  | 46.218 | 137.398 | 47.651 | 84.047  | 52.773 | 2:26.700 | +17.017   | 175.325 | 10:46:51.580 |
| 46  | 43.927 | 126.287 | 47.122 | 87.379  | 52.887 | 2:23.990 | +14.307   | 196.364 | 10:49:15.570 |
| 47  | 45.173 | 127.302 | 47.812 | 91.681  | 52.630 | 2:25.618 | +15.935   | 179.402 | 10:51:41.188 |
| 48  | 44.610 | 135.385 | 47.093 | 78.091  | 54.994 | 2:26.777 | +17.094   | 195.652 | 10:54:07.965 |
| 49  | 45.276 | 134.891 | 47.207 | 79.587  | 53.419 | 2:25.946 | +16.263   | 180.602 | 10:56:33.911 |
| 50  | 44.673 | 139.122 | 47.348 | 87.520  | 53.177 | 2:25.247 | +15.564   | 194.595 | 10:58:59.158 |
| 51  | 43.896 | 129.988 | 46.554 | 93.669  | 51.990 | 2:22.465 | +12.782   | 196.721 | 11:01:21.623 |

(56)

|     |        |         |        |         |        |          |           |         |              |
|-----|--------|---------|--------|---------|--------|----------|-----------|---------|--------------|
| 1   | 51.328 | 127.595 | 45.866 | 104.956 | 53.210 | 2:30.404 | +12.901   | 162.406 | 9:02:54.102  |
| 2   | 43.541 | 123.200 | 45.428 | 98.271  | 51.369 | 2:20.338 | +2.835    | 194.946 | 9:05:14.440  |
| 3   | 43.954 | 127.010 | 46.093 | 89.850  | 51.202 | 2:21.249 | +3.746    | 200.000 | 9:07:35.689  |
| 4   | 44.146 | 121.048 | 45.770 | 92.466  | 51.050 | 2:20.966 | +3.463    | 189.807 | 9:09:56.655  |
| 5   | 43.215 | 126.575 | 45.337 | 98.271  | 50.741 | 2:19.293 | +1.790    | 203.774 | 9:12:15.948  |
| 6   | 43.456 | 119.098 | 44.954 | 98.630  | 51.177 | 2:19.587 | +2.084    | 199.262 | 9:14:35.535  |
| 7   | 43.064 | 128.037 | 44.940 | 98.811  | 50.717 | 2:18.721 | +1.218    | 197.802 | 9:16:54.256  |
| 8   | 43.600 | 116.962 | 46.704 | 87.097  | 51.318 | 2:21.622 | +4.119    | 192.857 | 9:19:15.878  |
| 9   | 42.640 | 125.006 | 45.357 | 90.604  | 50.911 | 2:18.908 | +1.405    | 197.080 | 9:21:34.786  |
| 10  | 43.126 | 132.632 | 45.055 | 94.571  | 51.118 | 2:19.299 | +1.796    | 193.548 | 9:23:54.085  |
| 11  | 43.151 | 128.333 | 45.683 | 88.020  | 51.357 | 2:20.191 | +2.688    | 198.165 | 9:26:14.276  |
| 12  | 43.064 | 119.870 | 45.698 | 86.469  | 51.356 | 2:20.118 | +2.615    | 198.165 | 9:28:34.394  |
| 13  | 42.905 | 127.889 | 45.664 | 87.805  | 51.331 | 2:19.900 | +2.397    | 200.743 | 9:30:54.294  |
| 14  | 43.068 | 128.037 | 45.801 | 92.150  | 50.783 | 2:19.652 | +2.149    | 191.829 | 9:33:13.946  |
| 15  | 42.851 | 130.909 | 45.134 | 88.889  | 51.482 | 2:19.467 | +1.964    | 199.630 | 9:35:33.413  |
| 16  | 43.234 | 120.260 | 45.458 | 86.056  | 51.783 | 2:20.475 | +2.972    | 202.247 | 9:37:53.888  |
| 17  | 42.714 | 129.080 | 45.148 | 88.163  | 50.883 | 2:18.745 | +1.242    | 198.165 | 9:40:12.633  |
| 18  | 42.749 | 130.141 | 44.898 | 96.257  | 50.749 | 2:18.396 | +0.893    | 195.652 | 9:42:31.029  |
| p19 | 42.986 | 130.601 | 45.151 | 97.210  |        | 2:22.811 | +5.308    | 197.802 | 9:44:53.840  |
| 20  |        | 140.532 | 46.494 | 97.297  | 50.783 | 3:39.965 | +1:22.462 |         | 9:48:33.805  |
| 21  | 42.478 | 124.584 | 45.281 | 95.660  | 50.405 | 2:18.164 | +0.661    | 203.774 | 9:50:51.969  |
| 22  | 43.265 | 127.742 | 45.085 | 97.915  | 50.737 | 2:19.087 | +1.584    | 194.946 | 9:53:11.056  |
| 23  | 42.565 | 135.882 | 44.663 | 94.159  | 50.653 | 2:17.881 | +0.378    | 197.802 | 9:55:28.937  |
| 24  | 42.461 | 128.037 | 45.123 | 89.256  | 50.466 | 2:18.050 | +0.547    | 204.545 | 9:57:46.987  |
| 25  | 42.320 | 132.790 | 45.430 | 83.141  | 49.781 | 2:17.531 | +0.028    | 208.494 | 10:00:04.518 |
| 26  | 42.166 | 136.552 | 45.215 | 82.886  | 50.122 | 2:17.503 |           | 207.692 | 10:02:22.021 |
| 27  | 42.583 | 139.647 | 45.386 | 84.639  | 49.889 | 2:17.858 | +0.355    | 202.627 | 10:04:39.879 |
| 28  | 42.213 | 142.887 | 45.120 | 93.913  | 50.501 | 2:17.834 | +0.331    | 203.774 | 10:06:57.713 |
| 29  | 42.896 | 136.889 | 45.489 | 75.524  | 50.130 | 2:18.515 | +1.012    | 210.526 | 10:09:16.228 |
| 30  | 42.353 | 136.049 | 45.376 | 84.772  | 50.474 | 2:18.203 | +0.700    | 204.159 | 10:11:34.431 |

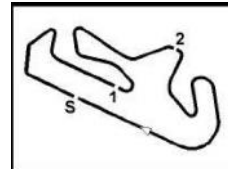
Chief of Timing &amp; Scoring

Timegear

Race Director

Stewards

Licensed to: Autodromo Internacional do Algarve


**Algarve Classic Festival 2013**

GT &amp; SPORT CAR CUP

AIA - FIA FAST/FAST 4.653 Km

RACE

20/10/2013 09:00

Race (2:00:00 Time) started at 9:00:20

| Lap  | S1     | Spd P1  | S2     | Spd P2 | S3     | Lap Tm   | Diff      | MaxSpd  | Time of Day  |
|------|--------|---------|--------|--------|--------|----------|-----------|---------|--------------|
| 31   | 42.575 | 143.627 | 45.275 | 86.747 | 50.250 | 2:18.100 | +0.597    | 194.245 | 10:13:52.531 |
| 32   | 42.654 | 140.354 | 45.317 | 80.178 | 50.670 | 2:18.641 | +1.138    | 212.181 | 10:16:11.172 |
| p33  | 43.820 | 127.889 | 47.666 | 77.143 |        | 2:37.089 | +19.586   | 187.826 | 10:18:48.261 |
| 34   |        | 117.209 | 45.486 | 99.539 | 51.128 | 3:34.890 | +1:17.387 |         | 10:22:23.151 |
| 35   | 42.936 | 134.891 | 45.545 | 95.322 | 50.879 | 2:19.360 | +1.857    | 206.501 | 10:24:42.511 |
| 36   | 42.781 | 127.302 | 44.924 | 97.561 | 50.583 | 2:18.288 | +0.785    | 201.493 | 10:27:00.799 |
| 37   | 42.864 | 129.684 | 44.926 | 92.624 | 50.788 | 2:18.578 | +1.075    | 200.000 | 10:29:19.377 |
| 38   | 43.252 | 121.846 | 46.245 | 85.308 | 50.604 | 2:20.101 | +2.598    | 204.159 | 10:31:39.478 |
| 39   | 43.010 | 133.430 | 45.148 | 89.627 | 50.681 | 2:18.839 | +1.336    | 193.548 | 10:33:58.317 |
| 40   | 43.005 | 129.684 | 45.175 | 84.112 | 50.048 | 2:18.228 | +0.725    | 199.262 | 10:36:16.545 |
| 41   | 43.869 | 134.237 | 44.340 | 94.820 | 50.536 | 2:18.745 | +1.242    | 192.171 | 10:38:35.290 |
| 42   | 42.963 | 126.575 | 45.154 | 94.406 | 50.926 | 2:19.043 | +1.540    | 206.107 | 10:40:54.333 |
| 43   | 43.109 | 131.064 | 45.121 | 87.662 | 50.617 | 2:18.847 | +1.344    | 201.869 | 10:43:13.180 |
| 44   | 43.140 | 126.431 | 45.024 | 88.163 | 50.221 | 2:18.385 | +0.882    | 200.371 | 10:45:31.565 |
| 45   | 42.920 | 130.294 | 44.896 | 92.150 | 50.618 | 2:18.434 | +0.931    | 201.117 | 10:47:49.999 |
| 46   | 43.296 | 126.000 | 45.269 | 83.141 | 50.389 | 2:18.954 | +1.451    | 195.298 | 10:50:08.953 |
| 47   | 42.752 | 126.720 | 45.085 | 89.109 | 50.451 | 2:18.288 | +0.785    | 206.107 | 10:52:27.241 |
| 48   | 43.004 | 134.727 | 45.359 | 86.608 | 50.161 | 2:18.524 | +1.021    | 198.165 | 10:54:45.765 |
| p49  | 43.603 | 129.684 | 45.878 | 89.925 |        | 2:23.456 | +5.953    | 186.851 | 10:57:09.221 |
| 50   |        | 130.755 | 45.586 | 90.150 | 50.352 | 3:03.080 | +45.577   |         | 11:00:12.301 |
| 51   | 43.012 | 125.288 | 46.125 | 85.443 | 51.105 | 2:20.242 | +2.739    | 203.008 | 11:02:32.543 |
| (70) |        |         |        |        |        |          |           |         |              |
| 1    | 50.528 | 129.684 | 46.884 | 89.925 | 51.394 | 2:28.806 | +10.532   | 161.435 | 9:02:52.595  |
| 2    | 42.877 | 135.385 | 45.711 | 93.184 | 50.722 | 2:19.310 | +1.036    | 196.721 | 9:05:11.905  |
| 3    | 44.451 | 132.315 | 46.188 | 95.575 | 50.937 | 2:21.576 | +3.302    | 178.512 | 9:07:33.481  |
| 4    | 42.935 | 133.590 | 45.471 | 94.903 | 50.689 | 2:19.095 | +0.821    | 196.364 | 9:09:52.576  |
| 5    | 42.866 | 136.384 | 45.310 | 91.062 | 50.901 | 2:19.077 | +0.803    | 197.080 | 9:12:11.653  |
| 6    | 42.977 | 129.533 | 45.709 | 91.759 | 50.828 | 2:19.514 | +1.240    | 197.441 | 9:14:31.167  |
| 7    | 42.738 | 133.913 | 47.232 | 84.839 | 53.093 | 2:23.063 | +4.789    | 197.080 | 9:16:54.230  |
| 8    | 43.852 | 121.180 | 46.854 | 87.027 | 51.563 | 2:22.269 | +3.995    | 189.142 | 9:19:16.499  |
| 9    | 42.802 | 127.302 | 46.306 | 87.876 | 51.416 | 2:20.524 | +2.250    | 199.630 | 9:21:37.023  |
| 10   | 43.233 | 126.431 | 45.688 | 87.167 | 51.754 | 2:20.675 | +2.401    | 198.529 | 9:23:57.698  |
| 11   | 43.148 | 134.237 | 45.621 | 97.915 | 50.481 | 2:19.250 | +0.976    | 198.165 | 9:26:16.948  |
| 12   | 42.753 | 129.080 | 45.495 | 92.704 | 50.647 | 2:18.895 | +0.621    | 198.165 | 9:28:35.843  |
| 13   | 43.007 | 129.231 | 45.367 | 90.680 | 50.741 | 2:19.115 | +0.841    | 198.895 | 9:30:54.958  |
| 14   | 43.020 | 126.000 | 45.785 | 89.109 | 50.771 | 2:19.576 | +1.302    | 199.630 | 9:33:14.534  |
| 15   | 44.164 | 136.552 | 46.229 | 88.020 | 50.747 | 2:21.140 | +2.866    | 200.000 | 9:35:35.674  |
| 16   | 43.001 | 124.724 | 46.239 | 86.400 | 51.362 | 2:20.602 | +2.328    | 198.895 | 9:37:56.276  |
| 17   | 43.034 | 125.714 | 46.255 | 89.701 | 50.876 | 2:20.165 | +1.891    | 199.262 | 9:40:16.441  |
| 18   | 43.004 | 122.655 | 46.165 | 88.525 | 51.048 | 2:20.217 | +1.943    | 199.630 | 9:42:36.658  |
| 19   | 43.148 | 129.988 | 46.498 | 91.681 | 51.750 | 2:21.396 | +3.122    | 197.802 | 9:44:58.054  |
| p20  | 43.610 | 125.572 | 46.604 | 85.443 |        | 2:25.927 | +7.653    | 194.946 | 9:47:23.981  |
| 21   |        | 127.595 | 50.037 | 78.035 | 54.670 | 3:36.413 | +1:18.139 |         | 9:51:00.394  |
| 22   | 45.215 | 124.027 | 49.583 | 77.754 | 54.645 | 2:29.443 | +11.169   | 193.896 | 9:53:29.837  |
| 23   | 46.556 | 122.791 | 49.441 | 75.104 | 54.357 | 2:30.354 | +12.080   | 193.202 | 9:56:00.191  |
| 24   | 44.987 | 135.550 | 49.756 | 79.882 | 54.636 | 2:29.379 | +11.105   | 189.807 | 9:58:29.570  |
| 25   | 45.651 | 115.500 | 50.140 | 81.818 | 54.593 | 2:30.384 | +12.110   | 195.298 | 10:00:59.954 |
| 26   | 45.255 | 128.631 | 48.993 | 76.596 | 54.832 | 2:29.080 | +10.806   | 190.813 | 10:03:29.034 |

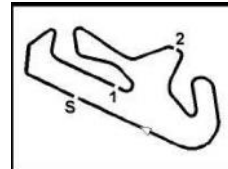
Chief of Timing &amp; Scoring

Timegear

Race Director

Stewards

Licensed to: Autodromo Internacional do Algarve


**Algarve Classic Festival 2013**

GT &amp; SPORT CAR CUP

AIA - FIA FAST/FAST 4.653 Km

RACE

20/10/2013 09:00

Race (2:00:00 Time) started at 9:00:20

| Lap | S1     | Spd P1  | S2     | Spd P2 | S3     | Lap Tm   | Diff      | MaxSpd  | Time of Day  |
|-----|--------|---------|--------|--------|--------|----------|-----------|---------|--------------|
| 27  | 45.700 | 128.185 | 49.415 | 79.063 | 54.419 | 2:29.534 | +11.260   | 197.080 | 10:05:58.568 |
| 28  | 45.578 | 108.599 | 49.775 | 79.063 | 53.873 | 2:29.226 | +10.952   | 190.813 | 10:08:27.794 |
| 29  | 45.667 | 118.842 | 48.900 | 79.823 | 54.216 | 2:28.783 | +10.509   | 185.567 | 10:10:56.577 |
| 30  | 45.423 | 126.287 | 48.528 | 85.578 | 53.726 | 2:27.677 | +9.403    | 185.567 | 10:13:24.254 |
| p31 | 45.257 | 124.166 | 48.956 | 81.020 |        | 2:30.079 | +11.805   | 196.721 | 10:15:54.333 |
| 32  |        | 117.707 | 46.725 | 82.886 | 50.875 | 3:27.839 | +1:09.565 |         | 10:19:22.172 |
| 33  | 43.284 | 121.180 | 47.043 | 84.507 | 50.670 | 2:20.997 | +2.723    | 199.262 | 10:21:43.169 |
| 34  | 43.277 | 128.631 | 46.508 | 82.317 | 50.541 | 2:20.326 | +2.052    | 198.529 | 10:24:03.495 |
| 35  | 43.219 | 125.147 | 45.423 | 90.833 | 50.838 | 2:19.480 | +1.206    | 203.008 | 10:26:22.975 |
| 36  | 43.079 | 128.185 | 45.304 | 90.000 | 50.696 | 2:19.079 | +0.805    | 200.000 | 10:28:42.054 |
| 37  | 42.912 | 130.141 | 45.239 | 88.962 | 50.576 | 2:18.727 | +0.453    | 199.262 | 10:31:00.781 |
| 38  | 42.558 | 131.530 | 45.323 | 93.506 | 50.494 | 2:18.375 | +0.101    | 199.630 | 10:33:19.156 |
| 39  | 42.723 | 132.950 | 45.257 | 88.307 | 50.553 | 2:18.533 | +0.259    | 200.000 | 10:35:37.689 |
| 40  | 43.335 | 127.156 | 46.169 | 87.379 | 50.554 | 2:20.058 | +1.784    | 191.829 | 10:37:57.747 |
| 41  | 42.719 | 127.156 | 45.730 | 85.919 | 50.427 | 2:18.876 | +0.602    | 201.117 | 10:40:16.623 |
| 42  | 42.779 | 132.950 | 45.407 | 88.816 | 50.542 | 2:18.728 | +0.454    | 200.000 | 10:42:35.351 |
| 43  | 42.921 | 129.988 | 45.454 | 90.075 | 51.012 | 2:19.387 | +1.113    | 201.493 | 10:44:54.738 |
| 44  | 42.591 | 136.552 | 45.208 | 86.887 | 50.475 | 2:18.274 |           | 198.895 | 10:47:13.012 |
| 45  | 42.736 | 133.430 | 45.919 | 81.571 | 52.528 | 2:21.183 | +2.909    | 201.117 | 10:49:34.195 |
| 46  | 43.095 | 129.533 | 47.282 | 84.047 | 50.941 | 2:21.318 | +3.044    | 199.630 | 10:51:55.513 |
| 47  | 42.883 | 132.632 | 45.681 | 87.167 | 50.698 | 2:19.262 | +0.988    | 200.371 | 10:54:14.775 |
| 48  | 42.610 | 134.400 | 45.837 | 83.141 | 51.217 | 2:19.664 | +1.390    | 200.743 | 10:56:34.439 |
| 49  | 43.817 | 144.187 | 47.901 | 85.851 | 52.940 | 2:24.658 | +6.384    | 199.262 | 10:58:59.097 |
| 50  | 43.100 | 136.049 | 45.235 | 90.377 | 50.894 | 2:19.229 | +0.955    | 203.390 | 11:01:18.326 |

(68)

|     |        |         |        |        |        |          |           |         |             |
|-----|--------|---------|--------|--------|--------|----------|-----------|---------|-------------|
| 1   | 51.052 | 110.548 | 47.473 | 95.915 | 51.202 | 2:29.727 | +11.494   | 158.126 | 9:02:55.382 |
| 2   | 43.646 | 112.569 | 46.117 | 91.293 | 51.263 | 2:21.026 | +2.793    | 198.165 | 9:05:16.408 |
| 3   | 42.295 | 121.846 | 46.381 | 89.478 | 51.048 | 2:19.724 | +1.491    | 196.364 | 9:07:36.132 |
| 4   | 42.332 | 113.957 | 45.859 | 91.993 | 50.968 | 2:19.159 | +0.926    | 198.529 | 9:09:55.291 |
| 5   | 42.812 | 124.444 | 45.087 | 92.466 | 50.334 | 2:18.233 |           | 197.080 | 9:12:13.524 |
| 6   | 42.625 | 122.115 | 45.779 | 91.062 | 51.071 | 2:19.475 | +1.242    | 188.482 | 9:14:32.999 |
| 7   | 42.238 | 124.027 | 46.839 | 89.035 | 51.636 | 2:20.713 | +2.480    | 194.595 | 9:16:53.712 |
| 8   | 43.650 | 116.716 | 46.444 | 93.345 | 51.371 | 2:21.465 | +3.232    | 202.247 | 9:19:15.177 |
| 9   | 43.025 | 111.662 | 47.091 | 91.525 | 51.641 | 2:21.757 | +3.524    | 197.080 | 9:21:36.934 |
| 10  | 42.723 | 118.462 | 46.215 | 89.701 | 52.231 | 2:21.169 | +2.936    | 188.153 | 9:23:58.103 |
| 11  | 43.665 | 119.354 | 46.354 | 87.379 | 50.850 | 2:20.869 | +2.636    | 187.175 | 9:26:18.972 |
| 12  | 42.453 | 122.791 | 46.068 | 93.831 | 51.194 | 2:19.715 | +1.482    | 200.743 | 9:28:38.687 |
| 13  | 43.303 | 123.612 | 46.391 | 82.192 | 52.075 | 2:21.769 | +3.536    | 183.051 | 9:31:00.456 |
| 14  | 42.401 | 134.727 | 45.320 | 84.375 | 51.229 | 2:18.950 | +0.717    | 198.165 | 9:33:19.406 |
| 15  | 42.920 | 120.260 | 46.624 | 85.578 | 51.426 | 2:20.970 | +2.737    | 193.202 | 9:35:40.376 |
| 16  | 42.792 | 126.720 | 47.140 | 82.506 | 51.501 | 2:21.433 | +3.200    | 195.298 | 9:38:01.809 |
| 17  | 42.144 | 125.572 | 46.168 | 88.091 | 51.302 | 2:19.614 | +1.381    | 209.302 | 9:40:21.423 |
| 18  | 42.608 | 125.006 | 46.324 | 85.851 | 50.950 | 2:19.882 | +1.649    | 206.501 | 9:42:41.305 |
| p19 | 43.579 | 117.582 | 48.419 | 82.067 |        | 2:31.155 | +12.922   | 188.482 | 9:45:12.460 |
| 20  |        | 131.064 | 46.125 | 91.448 | 51.114 | 3:52.740 | +1:34.507 |         | 9:49:05.200 |
| 21  | 44.456 | 116.962 | 46.070 | 96.688 | 52.355 | 2:22.881 | +4.648    | 198.165 | 9:51:28.081 |
| 22  | 43.420 | 117.582 | 46.500 | 92.387 | 51.600 | 2:21.520 | +3.287    | 199.630 | 9:53:49.601 |
| 23  | 43.802 | 114.783 | 46.893 | 93.345 | 52.092 | 2:22.787 | +4.554    | 197.080 | 9:56:12.388 |

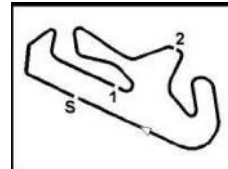
Chief of Timing &amp; Scoring

Timegear

Race Director

Stewards

Licensed to: Autodromo Internacional do Algarve


**Algarve Classic Festival 2013**

GT &amp; SPORT CAR CUP

AIA - FIA FAST/FAST 4.653 Km

RACE

20/10/2013 09:00

Race (2:00:00 Time) started at 9:00:20

| Lap  | S1     | Spd P1  | S2     | Spd P2 | S3     | Lap Tm   | Diff      | MaxSpd  | Time of Day  |
|------|--------|---------|--------|--------|--------|----------|-----------|---------|--------------|
| 24   | 44.612 | 125.572 | 46.014 | 87.591 | 51.621 | 2:22.247 | +4.014    | 199.630 | 9:58:34.635  |
| 25   | 43.543 | 115.983 | 47.678 | 82.569 | 54.140 | 2:25.361 | +7.128    | 202.627 | 10:00:59.996 |
| 26   | 43.830 | 118.715 | 46.722 | 88.163 | 51.280 | 2:21.832 | +3.599    | 191.489 | 10:03:21.828 |
| 27   | 43.397 | 112.683 | 47.185 | 88.091 | 53.813 | 2:24.395 | +6.162    | 206.897 | 10:05:46.223 |
| 28   | 44.395 | 114.545 | 46.923 | 84.706 | 51.922 | 2:23.240 | +5.007    | 200.371 | 10:08:09.463 |
| 29   | 44.073 | 115.380 | 47.256 | 87.167 | 51.481 | 2:22.810 | +4.577    | 208.494 | 10:10:32.273 |
| 30   | 43.823 | 114.545 | 47.163 | 88.307 | 51.269 | 2:22.255 | +4.022    | 203.774 | 10:12:54.528 |
| 31   | 43.404 | 130.447 | 46.575 | 91.759 | 51.628 | 2:21.607 | +3.374    | 205.714 | 10:15:16.135 |
| 32   | 43.582 | 122.249 | 46.750 | 91.293 | 52.253 | 2:22.585 | +4.352    | 213.018 | 10:17:38.720 |
| 33   | 44.298 | 116.348 | 47.046 | 85.851 | 53.678 | 2:25.022 | +6.789    | 204.159 | 10:20:03.742 |
| 34   | 44.490 | 121.712 | 47.661 | 88.670 | 52.206 | 2:24.357 | +6.124    | 203.008 | 10:22:28.099 |
| 35   | 43.519 | 127.448 | 46.884 | 89.701 | 52.981 | 2:23.384 | +5.151    | 204.545 | 10:24:51.483 |
| 36   | 43.814 | 110.000 | 47.494 | 88.670 | 51.880 | 2:23.188 | +4.955    | 210.526 | 10:27:14.671 |
| 37   | 46.346 | 113.143 | 47.682 | 87.734 | 52.619 | 2:26.647 | +8.414    | 191.829 | 10:29:41.318 |
| p38  | 45.276 | 120.000 | 48.281 | 87.948 |        | 2:37.976 | +19.743   | 191.829 | 10:32:19.294 |
| 39   |        | 122.791 | 46.603 | 86.957 | 52.365 | 4:08.676 | +1:50.443 |         | 10:36:27.970 |
| 40   | 44.067 | 107.860 | 47.631 | 86.056 | 52.010 | 2:23.708 | +5.475    | 198.895 | 10:38:51.678 |
| 41   | 43.613 | 122.655 | 46.098 | 84.112 | 50.756 | 2:20.467 | +2.234    | 203.390 | 10:41:12.145 |
| 42   | 42.408 | 116.962 | 45.723 | 86.056 | 51.367 | 2:19.498 | +1.265    | 213.018 | 10:43:31.643 |
| 43   | 43.168 | 122.115 | 45.825 | 87.948 | 51.303 | 2:20.296 | +2.063    | 204.934 | 10:45:51.939 |
| 44   | 42.734 | 111.214 | 46.299 | 86.262 | 51.092 | 2:20.125 | +1.892    | 197.441 | 10:48:12.064 |
| 45   | 43.858 | 112.683 | 46.137 | 88.452 | 51.458 | 2:21.453 | +3.220    | 183.051 | 10:50:33.517 |
| 46   | 43.805 | 122.384 | 46.618 | 86.817 | 51.621 | 2:22.044 | +3.811    | 203.008 | 10:52:55.561 |
| 47   | 43.764 | 118.335 | 47.046 | 86.747 | 51.318 | 2:22.128 | +3.895    | 185.567 | 10:55:17.689 |
| 48   | 43.683 | 118.588 | 46.602 | 83.527 | 51.413 | 2:21.698 | +3.465    | 190.141 | 10:57:39.387 |
| 49   | 44.166 | 123.063 | 46.587 | 86.124 | 52.127 | 2:22.880 | +4.647    | 181.818 | 11:00:02.267 |
| 50   | 42.073 | 130.141 | 45.050 | 85.511 | 52.112 | 2:19.235 | +1.002    | 215.569 | 11:02:21.502 |
| (64) |        |         |        |        |        |          |           |         |              |
| 1    | 52.067 | 133.590 | 47.517 | 95.238 | 52.127 | 2:31.711 | +13.235   | 159.292 | 9:02:55.100  |
| 2    | 45.872 | 126.431 | 46.588 | 87.308 | 51.202 | 2:23.662 | +5.186    | 186.207 | 9:05:18.762  |
| 3    | 43.694 | 134.400 | 46.678 | 89.925 | 50.869 | 2:21.241 | +2.765    | 203.774 | 9:07:40.003  |
| 4    | 43.639 | 125.572 | 46.419 | 93.506 | 51.579 | 2:21.637 | +3.161    | 203.774 | 9:10:01.640  |
| 5    | 44.088 | 126.000 | 46.488 | 94.903 | 51.614 | 2:22.190 | +3.714    | 193.202 | 9:12:23.830  |
| 6    | 44.118 | 128.333 | 46.156 | 92.943 | 51.617 | 2:21.891 | +3.415    | 192.513 | 9:14:45.721  |
| 7    | 44.005 | 125.714 | 46.426 | 91.915 | 51.404 | 2:21.835 | +3.359    | 194.245 | 9:17:07.556  |
| 8    | 43.580 | 131.219 | 47.303 | 88.525 | 51.399 | 2:22.282 | +3.806    | 199.262 | 9:19:29.838  |
| 9    | 43.678 | 133.913 | 46.765 | 86.193 | 51.402 | 2:21.845 | +3.369    | 197.441 | 9:21:51.683  |
| 10   | 44.014 | 126.865 | 46.389 | 96.343 | 51.422 | 2:21.825 | +3.349    | 200.371 | 9:24:13.508  |
| 11   | 44.278 | 121.313 | 46.595 | 92.545 | 51.120 | 2:21.993 | +3.517    | 202.627 | 9:26:35.501  |
| 12   | 44.327 | 127.302 | 45.838 | 96.861 | 50.900 | 2:21.065 | +2.589    | 201.493 | 9:28:56.566  |
| 13   | 44.075 | 129.231 | 46.439 | 85.782 | 51.503 | 2:22.017 | +3.541    | 197.080 | 9:31:18.583  |
| p14  | 44.082 | 124.166 | 46.583 | 84.573 |        | 2:26.738 | +8.262    | 191.829 | 9:33:45.321  |
| 15   |        | 138.947 | 47.286 | 83.141 | 51.352 | 3:30.103 | +1:11.627 |         | 9:37:15.424  |
| 16   | 43.644 | 134.237 | 46.043 | 90.452 | 50.804 | 2:20.491 | +2.015    | 201.117 | 9:39:35.915  |
| 17   | 43.714 | 128.930 | 47.478 | 90.756 | 51.028 | 2:22.220 | +3.744    | 199.262 | 9:41:58.135  |
| 18   | 43.990 | 121.579 | 46.471 | 91.837 | 50.952 | 2:21.413 | +2.937    | 198.895 | 9:44:19.548  |
| 19   | 44.280 | 128.631 | 45.884 | 97.561 | 51.150 | 2:21.314 | +2.838    | 197.441 | 9:46:40.862  |
| p20  | 44.877 | 129.231 | 46.923 | 86.056 |        | 2:28.208 | +9.732    | 194.946 | 9:49:09.070  |

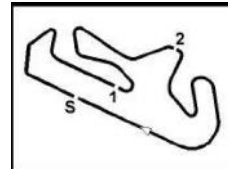
Chief of Timing &amp; Scoring

Timegear

Race Director

Stewards

Licensed to: Autodromo Internacional do Algarve


**Algarve Classic Festival 2013**

GT &amp; SPORT CAR CUP

AIA - FIA FAST/FAST 4.653 Km

RACE

20/10/2013 09:00

Race (2:00:00 Time) started at 9:00:20

| Lap | S1     | Spd P1  | S2     | Spd P2  | S3     | Lap Tm   | Diff      | MaxSpd  | Time of Day  |
|-----|--------|---------|--------|---------|--------|----------|-----------|---------|--------------|
| 21  |        | 119.226 | 46.127 | 93.103  | 50.770 | 2:52.378 | +33.902   |         | 9:52:01.448  |
| 22  | 43.601 | 132.315 | 46.706 | 90.604  | 50.598 | 2:20.905 | +2.429    | 200.000 | 9:54:22.353  |
| 23  | 44.011 | 112.227 | 47.255 | 87.520  | 50.920 | 2:22.186 | +3.710    | 200.000 | 9:56:44.539  |
| 24  | 43.178 | 127.889 | 46.166 | 89.404  | 50.735 | 2:20.079 | +1.603    | 200.743 | 9:59:04.618  |
| 25  | 44.291 | 122.249 | 46.034 | 91.216  | 50.821 | 2:21.146 | +2.670    | 203.774 | 10:01:25.764 |
| 26  | 43.814 | 124.444 | 46.769 | 92.308  | 50.807 | 2:21.390 | +2.914    | 198.165 | 10:03:47.154 |
| 27  | 43.639 | 127.742 | 46.000 | 89.701  | 50.385 | 2:20.024 | +1.548    | 198.165 | 10:06:07.178 |
| 28  | 43.750 | 128.037 | 46.258 | 93.831  | 50.661 | 2:20.669 | +2.193    | 198.529 | 10:08:27.847 |
| p29 | 43.333 | 122.249 | 45.944 | 91.062  |        | 2:26.061 | +7.585    | 200.000 | 10:10:53.908 |
| 30  |        | 130.447 | 46.736 | 94.903  | 50.569 | 3:19.784 | +1:01.308 |         | 10:14:13.692 |
| 31  | 43.177 | 128.185 | 46.061 | 94.903  | 50.380 | 2:19.618 | +1.142    | 203.774 | 10:16:33.310 |
| 32  | 42.880 | 130.141 | 45.583 | 96.000  | 50.291 | 2:18.754 | +0.278    | 205.714 | 10:18:52.064 |
| 33  | 42.989 | 133.590 | 45.456 | 102.467 | 50.778 | 2:19.223 | +0.747    | 204.934 | 10:21:11.287 |
| 34  | 43.833 | 133.430 | 46.620 | 92.308  | 50.250 | 2:20.703 | +2.227    | 192.171 | 10:23:31.990 |
| p35 | 42.938 | 135.550 | 46.307 | 93.103  |        | 2:24.039 | +5.563    | 199.262 | 10:25:56.029 |
| 36  |        | 126.865 | 45.873 | 91.062  | 50.204 | 3:02.991 | +44.515   |         | 10:28:59.020 |
| 37  | 42.758 | 129.988 | 45.063 | 94.737  | 50.655 | 2:18.476 |           | 200.000 | 10:31:17.496 |
| 38  | 42.997 | 133.590 | 46.125 | 95.915  | 50.718 | 2:19.840 | +1.364    | 195.652 | 10:33:37.336 |
| 39  | 42.614 | 142.703 | 46.887 | 94.820  | 50.777 | 2:20.278 | +1.802    | 200.371 | 10:35:57.614 |
| 40  | 43.375 | 126.431 | 46.276 | 96.257  | 50.180 | 2:19.831 | +1.355    | 191.489 | 10:38:17.445 |
| 41  | 42.602 | 140.889 | 46.361 | 98.450  | 50.589 | 2:19.552 | +1.076    | 203.008 | 10:40:36.997 |
| 42  | 42.465 | 147.447 | 49.459 | 93.913  | 51.550 | 2:23.474 | +4.998    | 201.869 | 10:43:00.471 |
| 43  | 43.026 | 128.482 | 45.491 | 92.863  | 50.184 | 2:18.701 | +0.225    | 197.802 | 10:45:19.172 |
| 44  | 42.549 | 133.430 | 46.325 | 92.466  | 50.212 | 2:19.086 | +0.610    | 205.714 | 10:47:38.258 |
| 45  | 43.080 | 127.156 | 46.737 | 96.948  | 50.400 | 2:20.217 | +1.741    | 193.202 | 10:49:58.475 |
| p46 | 42.999 | 125.572 | 45.928 | 94.654  |        | 2:23.456 | +4.980    | 200.743 | 10:52:21.931 |
| 47  |        | 120.522 | 46.016 | 90.226  | 50.495 | 3:26.735 | +1:08.259 |         | 10:55:48.666 |
| 48  | 43.346 | 125.147 | 46.734 | 97.297  | 50.356 | 2:20.436 | +1.960    | 200.371 | 10:58:09.102 |
| 49  | 42.999 | 126.720 | 46.188 | 96.171  | 50.077 | 2:19.264 | +0.788    | 202.627 | 11:00:28.366 |
| 50  | 43.397 | 125.857 | 46.109 | 95.830  | 50.679 | 2:20.185 | +1.709    | 195.652 | 11:02:48.551 |

(66)

|    |        |         |        |         |        |          |        |         |             |
|----|--------|---------|--------|---------|--------|----------|--------|---------|-------------|
| 1  | 49.895 | 126.431 | 46.607 | 101.887 | 52.576 | 2:29.078 | +8.201 | 159.527 | 9:02:54.500 |
| 2  | 43.847 | 122.927 | 46.144 | 93.184  | 52.003 | 2:21.994 | +1.117 | 190.141 | 9:05:16.494 |
| 3  | 44.003 | 127.010 | 46.578 | 86.400  | 51.924 | 2:22.505 | +1.628 | 174.475 | 9:07:38.999 |
| 4  | 42.855 | 131.374 | 46.174 | 100.372 | 51.851 | 2:20.880 | +0.003 | 203.774 | 9:09:59.879 |
| 5  | 43.257 | 134.891 | 46.160 | 90.150  | 52.242 | 2:21.659 | +0.782 | 200.371 | 9:12:21.538 |
| 6  | 43.659 | 131.843 | 46.877 | 85.919  | 51.147 | 2:21.683 | +0.806 | 184.615 | 9:14:43.221 |
| 7  | 43.535 | 133.590 | 47.651 | 84.178  | 51.325 | 2:22.511 | +1.634 | 197.802 | 9:17:05.732 |
| 8  | 43.383 | 132.632 | 47.443 | 80.238  | 52.369 | 2:23.195 | +2.318 | 193.896 | 9:19:28.927 |
| 9  | 43.140 | 136.889 | 46.785 | 86.331  | 51.241 | 2:21.166 | +0.289 | 199.262 | 9:21:50.093 |
| 10 | 43.389 | 127.156 | 47.053 | 87.662  | 51.792 | 2:22.234 | +1.357 | 196.721 | 9:24:12.327 |
| 11 | 44.546 | 128.333 | 46.486 | 85.578  | 51.279 | 2:22.311 | +1.434 | 195.298 | 9:26:34.638 |
| 12 | 43.418 | 126.720 | 46.116 | 91.371  | 51.655 | 2:21.189 | +0.312 | 201.493 | 9:28:55.827 |
| 13 | 43.476 | 134.237 | 47.107 | 88.020  | 51.628 | 2:22.211 | +1.334 | 188.482 | 9:31:18.038 |
| 14 | 43.560 | 141.248 | 46.718 | 87.520  | 51.083 | 2:21.361 | +0.484 | 189.474 | 9:33:39.399 |
| 15 | 43.942 | 132.315 | 47.244 | 88.163  | 51.519 | 2:22.705 | +1.828 | 188.811 | 9:36:02.104 |
| 16 | 44.383 | 133.913 | 46.931 | 87.948  | 51.438 | 2:22.752 | +1.875 | 185.249 | 9:38:24.856 |
| 17 | 44.027 | 136.049 | 46.026 | 94.159  | 52.105 | 2:22.158 | +1.281 | 194.595 | 9:40:47.014 |

Chief of Timing &amp; Scoring

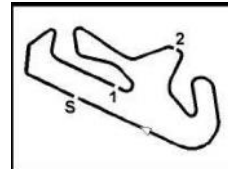
Timegear

Race Director

Stewards

Licensed to: Autodromo Internacional do Algarve




**Algarve Classic Festival 2013**

GT &amp; SPORT CAR CUP

AIA - FIA FAST/FAST 4.653 Km

RACE

20/10/2013 09:00

Race (2:00:00 Time) started at 9:00:20

| Lap  | S1     | Spd P1  | S2     | Spd P2  | S3     | Lap Tm   | Diff      | MaxSpd  | Time of Day  |
|------|--------|---------|--------|---------|--------|----------|-----------|---------|--------------|
| 18   | 43.797 | 134.727 | 47.375 | 90.604  | 52.180 | 2:23.352 | +2.475    | 194.245 | 9:43:10.366  |
| 19   | 44.208 | 134.563 | 46.025 | 92.308  | 52.363 | 2:22.596 | +1.719    | 183.673 | 9:45:32.962  |
| p20  | 44.918 | 132.632 | 46.438 | 91.681  |        | 2:27.648 | +6.771    | 180.301 | 9:48:00.610  |
| 21   |        | 132.000 | 47.020 | 82.443  | 52.465 | 3:43.611 | +1:22.734 |         | 9:51:44.221  |
| 22   | 44.401 | 131.219 | 46.574 | 90.986  | 52.083 | 2:23.058 | +2.181    | 186.851 | 9:54:07.279  |
| 23   | 44.209 | 128.037 | 46.670 | 87.449  | 52.164 | 2:23.043 | +2.166    | 192.171 | 9:56:30.322  |
| 24   | 43.642 | 132.000 | 47.501 | 83.916  | 52.004 | 2:23.147 | +2.270    | 200.000 | 9:58:53.469  |
| 25   | 44.423 | 131.374 | 46.169 | 85.714  | 51.510 | 2:22.102 | +1.225    | 187.826 | 10:01:15.571 |
| 26   | 44.318 | 132.790 | 46.401 | 89.627  | 51.817 | 2:22.536 | +1.659    | 183.051 | 10:03:38.107 |
| 27   | 44.379 | 134.075 | 46.338 | 87.734  | 51.954 | 2:22.671 | +1.794    | 189.142 | 10:06:00.778 |
| 28   | 43.474 | 125.430 | 47.499 | 82.005  | 51.978 | 2:22.951 | +2.074    | 196.007 | 10:08:23.729 |
| 29   | 44.358 | 130.755 | 46.756 | 86.747  | 51.994 | 2:23.108 | +2.231    | 189.807 | 10:10:46.837 |
| 30   | 44.009 | 129.080 | 47.431 | 85.174  | 52.817 | 2:24.257 | +3.380    | 197.441 | 10:13:11.094 |
| 31   | 44.305 | 126.431 | 47.303 | 84.309  | 52.120 | 2:23.728 | +2.851    | 192.857 | 10:15:34.822 |
| 32   | 43.839 | 131.219 | 46.925 | 89.182  | 51.318 | 2:22.082 | +1.205    | 187.175 | 10:17:56.904 |
| 33   | 43.453 | 139.472 | 46.860 | 87.379  | 52.979 | 2:23.292 | +2.415    | 187.826 | 10:20:20.196 |
| 34   | 43.449 | 137.568 | 46.372 | 95.322  | 51.579 | 2:21.400 | +0.523    | 194.946 | 10:22:41.596 |
| 35   | 44.382 | 132.950 | 46.043 | 85.782  | 52.040 | 2:22.465 | +1.588    | 191.489 | 10:25:04.061 |
| 36   | 44.758 | 127.010 | 47.456 | 88.163  | 52.892 | 2:25.106 | +4.229    | 187.826 | 10:27:29.167 |
| p37  | 44.500 | 126.431 | 47.458 | 91.759  |        | 2:27.350 | +6.473    | 183.986 | 10:29:56.517 |
| 38   |        | 129.231 | 47.839 | 87.662  | 52.412 | 3:57.511 | +1:36.634 |         | 10:33:54.028 |
| 39   | 44.042 | 128.482 | 46.822 | 90.150  | 51.163 | 2:22.027 | +1.150    | 194.245 | 10:36:16.055 |
| 40   | 44.790 | 125.857 | 46.085 | 96.000  | 52.867 | 2:23.742 | +2.865    | 192.171 | 10:38:39.797 |
| 41   | 44.411 | 123.337 | 47.370 | 83.721  | 52.055 | 2:23.836 | +2.959    | 186.851 | 10:41:03.633 |
| 42   | 44.289 | 127.156 | 46.590 | 85.714  | 52.500 | 2:23.379 | +2.502    | 189.142 | 10:43:27.012 |
| 43   | 44.388 | 136.216 | 45.361 | 90.452  | 53.743 | 2:23.492 | +2.615    | 192.513 | 10:45:50.504 |
| 44   | 43.525 | 129.988 | 45.946 | 89.627  | 51.406 | 2:20.877 |           | 196.007 | 10:48:11.381 |
| 45   | 43.359 | 132.315 | 46.266 | 92.466  | 51.906 | 2:21.531 | +0.654    | 189.474 | 10:50:32.912 |
| 46   | 43.722 | 132.632 | 46.509 | 82.632  | 51.684 | 2:21.915 | +1.038    | 202.627 | 10:52:54.827 |
| 47   | 43.562 | 133.269 | 47.194 | 91.525  | 51.647 | 2:22.403 | +1.526    | 194.245 | 10:55:17.230 |
| 48   | 43.078 | 140.177 | 46.409 | 89.109  | 52.279 | 2:21.766 | +0.889    | 198.165 | 10:57:38.996 |
| p49  | 50.979 | 103.529 | 56.975 | 88.235  |        | 2:49.932 | +29.055   | 161.919 | 11:00:28.928 |
| (31) |        |         |        |         |        |          |           |         |              |
| 1    | 49.781 | 142.703 | 44.258 | 95.745  | 49.825 | 2:23.864 | +8.963    | 170.616 | 9:02:46.945  |
| 2    | 42.171 | 131.686 | 44.337 | 96.948  | 49.775 | 2:16.283 | +1.382    | 212.181 | 9:05:03.228  |
| 3    | 42.196 | 136.216 | 44.557 | 99.539  | 49.965 | 2:16.718 | +1.817    | 212.181 | 9:07:19.946  |
| 4    | 41.960 | 136.552 | 44.536 | 94.159  | 49.565 | 2:16.061 | +1.160    | 210.117 | 9:09:36.007  |
| 5    | 41.319 | 135.882 | 44.571 | 98.540  | 49.211 | 2:15.101 | +0.200    | 211.350 | 9:11:51.108  |
| 6    | 41.816 | 132.632 | 45.632 | 95.491  | 49.411 | 2:16.859 | +1.958    | 213.439 | 9:14:07.967  |
| 7    | 41.311 | 133.430 | 44.695 | 101.313 | 49.456 | 2:15.462 | +0.561    | 213.439 | 9:16:23.429  |
| 8    | 41.388 | 136.552 | 44.356 | 98.540  | 50.051 | 2:15.795 | +0.894    | 208.494 | 9:18:39.224  |
| 9    | 42.106 | 131.064 | 44.564 | 94.820  | 49.699 | 2:16.369 | +1.468    | 206.501 | 9:20:55.593  |
| 10   | 41.434 | 132.790 | 44.283 | 102.079 | 49.467 | 2:15.184 | +0.283    | 211.765 | 9:23:10.777  |
| 11   | 42.747 | 136.216 | 44.733 | 97.649  | 50.126 | 2:17.606 | +2.705    | 212.181 | 9:25:28.383  |
| 12   | 41.674 | 132.157 | 45.001 | 95.322  | 49.777 | 2:16.452 | +1.551    | 210.938 | 9:27:44.835  |
| 13   | 42.459 | 129.836 | 44.878 | 93.506  | 49.930 | 2:17.267 | +2.366    | 205.323 | 9:30:02.102  |
| 14   | 43.544 | 131.219 | 45.048 | 96.515  | 49.706 | 2:18.298 | +3.397    | 206.501 | 9:32:20.400  |
| 15   | 41.904 | 133.269 | 44.781 | 100.000 | 51.552 | 2:18.237 | +3.336    | 209.709 | 9:34:38.637  |

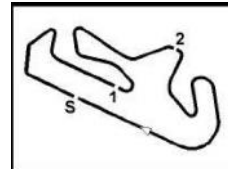
Chief of Timing &amp; Scoring

Timegear

Race Director

Stewards

Licensed to: Autodromo Internacional do Algarve


**Algarve Classic Festival 2013**

GT &amp; SPORT CAR CUP

AIA - FIA FAST/FAST 4.653 Km

RACE

20/10/2013 09:00

Race (2:00:00 Time) started at 9:00:20

| Lap  | S1     | Spd P1  | S2     | Spd P2 | S3       | Lap Tm   | Diff      | MaxSpd  | Time of Day  |
|------|--------|---------|--------|--------|----------|----------|-----------|---------|--------------|
| 16   | 42.432 | 125.857 | 45.012 | 91.681 | 49.963   | 2:17.407 | +2.506    | 213.018 | 9:36:56.044  |
| 17   | 42.699 | 129.684 | 45.209 | 96.774 | 50.076   | 2:17.984 | +3.083    | 210.938 | 9:39:14.028  |
| p18  | 41.574 | 135.385 | 44.809 | 99.356 |          | 2:19.268 | +4.367    | 201.869 | 9:41:33.296  |
| 19   |        | 121.980 | 46.543 | 86.124 | 51.266   | 3:33.139 | +1:18.238 |         | 9:45:06.435  |
| 20   | 42.997 | 138.082 | 45.090 | 94.077 | 50.990   | 2:19.077 | +4.176    | 204.159 | 9:47:25.512  |
| 21   | 42.261 | 127.010 | 44.337 | 88.307 | 49.715   | 2:16.313 | +1.412    | 206.501 | 9:49:41.825  |
| 22   | 41.984 | 140.354 | 43.805 | 89.182 | 49.112   | 2:14.901 |           | 206.501 | 9:51:56.726  |
| 23   | 41.993 | 144.187 | 50.833 | 91.837 | 49.110   | 2:21.936 | +7.035    | 207.294 | 9:54:18.662  |
| 24   | 41.782 | 137.910 | 46.905 | 92.229 | 49.658   | 2:18.345 | +3.444    | 202.247 | 9:56:37.007  |
| 25   | 42.705 | 130.909 | 44.516 | 89.404 | 49.620   | 2:16.841 | +1.940    | 209.302 | 9:58:53.848  |
| 26   | 42.848 | 134.075 | 43.922 | 90.000 | 50.190   | 2:16.960 | +2.059    | 209.302 | 10:01:10.808 |
| 27   | 42.342 | 127.156 | 44.305 | 89.776 | 50.029   | 2:16.676 | +1.775    | 211.765 | 10:03:27.484 |
| 28   | 41.583 | 132.000 | 44.238 | 87.379 | 50.635   | 2:16.456 | +1.555    | 216.000 | 10:05:43.940 |
| 29   | 44.090 | 129.988 | 44.693 | 90.075 | 50.134   | 2:18.917 | +4.016    | 210.938 | 10:08:02.857 |
| 30   | 42.536 | 136.720 | 44.324 | 88.670 | 49.699   | 2:16.559 | +1.658    | 208.092 | 10:10:19.416 |
| 31   | 42.202 | 137.739 | 43.921 | 94.159 | 49.612   | 2:15.735 | +0.834    | 212.598 | 10:12:35.151 |
| 32   | 42.050 | 135.716 | 44.241 | 87.948 | 49.634   | 2:15.925 | +1.024    | 212.598 | 10:14:51.076 |
| 33   | 44.922 | 136.552 | 44.102 | 87.876 | 50.037   | 2:19.061 | +4.160    | 215.569 | 10:17:10.137 |
| p34  | 42.437 | 136.384 | 45.017 | 88.670 |          | 2:20.635 | +5.734    | 205.714 | 10:19:30.772 |
| 35   |        | 119.354 | 47.216 | 89.035 | 50.874   | 4:32.370 | +2:17.469 |         | 10:24:03.142 |
| 36   | 43.632 | 110.109 | 46.964 | 80.417 | 51.447   | 2:22.043 | +7.142    | 205.323 | 10:26:25.185 |
| 37   | 43.376 | 118.335 | 44.915 | 88.235 | 51.394   | 2:19.685 | +4.784    | 212.598 | 10:28:44.870 |
| 38   | 43.322 | 122.927 | 46.053 | 88.670 | 50.380   | 2:19.755 | +4.854    | 210.117 | 10:31:04.625 |
| 39   | 42.442 | 127.302 | 46.702 | 82.254 | 50.877   | 2:20.021 | +5.120    | 212.598 | 10:33:24.646 |
| 40   | 43.138 | 114.309 | 45.622 | 88.962 | 50.948   | 2:19.708 | +4.807    | 210.938 | 10:35:44.354 |
| 41   | 43.193 | 136.216 | 48.766 | 92.466 | 51.441   | 2:23.400 | +8.499    | 207.294 | 10:38:07.754 |
| 42   | 43.197 | 131.530 | 47.515 | 87.237 | 51.068   | 2:21.780 | +6.879    | 197.802 | 10:40:29.534 |
| 43   | 43.031 | 126.143 | 45.754 | 92.624 | 1:09.707 | 2:38.492 | +23.591   | 203.774 | 10:43:08.026 |
| p44  | 47.039 | 126.865 | 47.383 | 90.301 |          | 2:56.378 | +41.477   | 161.194 | 10:46:04.404 |
| 45   |        | 133.590 | 45.124 | 88.163 | 51.067   | 6:15.331 | +4:00.430 |         | 10:52:19.735 |
| 46   | 43.100 | 127.010 | 45.562 | 87.449 | 50.950   | 2:19.612 | +4.711    | 206.897 | 10:54:39.347 |
| 47   | 43.733 | 130.447 | 45.853 | 88.380 | 50.904   | 2:20.490 | +5.589    | 208.494 | 10:56:59.837 |
| 48   | 42.764 | 134.563 | 44.650 | 80.119 | 52.249   | 2:19.663 | +4.762    | 215.139 | 10:59:19.500 |
| 49   | 42.653 | 129.080 | 44.593 | 87.097 | 50.973   | 2:18.219 | +3.318    | 213.861 | 11:01:37.719 |
| (40) |        |         |        |        |          |          |           |         |              |
| 1    | 54.388 | 117.832 | 49.258 | 91.993 | 54.270   | 2:37.916 | +14.361   | 151.261 | 9:03:04.497  |
| 2    | 44.637 | 132.950 | 47.789 | 89.182 | 53.330   | 2:25.756 | +2.201    | 196.007 | 9:05:30.253  |
| 3    | 45.415 | 136.384 | 48.012 | 90.452 | 53.739   | 2:27.166 | +3.611    | 183.051 | 9:07:57.419  |
| 4    | 44.679 | 145.512 | 47.374 | 88.307 | 53.578   | 2:25.631 | +2.076    | 195.652 | 9:10:23.050  |
| 5    | 44.511 | 137.398 | 47.997 | 85.851 | 53.264   | 2:25.772 | +2.217    | 194.946 | 9:12:48.822  |
| 6    | 44.984 | 135.550 | 47.635 | 85.375 | 53.199   | 2:25.818 | +2.263    | 194.595 | 9:15:14.640  |
| 7    | 44.201 | 141.972 | 47.907 | 83.981 | 53.096   | 2:25.204 | +1.649    | 194.946 | 9:17:39.844  |
| 8    | 44.960 | 138.082 | 47.263 | 87.662 | 53.708   | 2:25.931 | +2.376    | 194.946 | 9:20:05.775  |
| 9    | 46.183 | 131.374 | 47.232 | 91.681 | 53.705   | 2:27.120 | +3.565    | 194.245 | 9:22:32.895  |
| 10   | 44.612 | 135.882 | 47.326 | 88.889 | 52.589   | 2:24.527 | +0.972    | 195.298 | 9:24:57.422  |
| 11   | 44.082 | 147.056 | 47.915 | 84.178 | 53.748   | 2:25.745 | +2.190    | 196.364 | 9:27:23.167  |
| 12   | 43.992 | 142.887 | 46.939 | 85.578 | 53.369   | 2:24.300 | +0.745    | 194.946 | 9:29:47.467  |
| 13   | 44.324 | 137.058 | 47.824 | 82.192 | 52.922   | 2:25.070 | +1.515    | 195.652 | 9:32:12.537  |

Chief of Timing &amp; Scoring

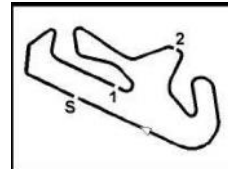
Timegear

Race Director

Stewards

Licensed to: Autodromo Internacional do Algarve




**Algarve Classic Festival 2013**

GT &amp; SPORT CAR CUP

AIA - FIA FAST/FAST 4.653 Km

RACE

20/10/2013 09:00

Race (2:00:00 Time) started at 9:00:20

| Lap  | S1     | Spd P1  | S2     | Spd P2 | S3       | Lap Tm   | Diff      | MaxSpd  | Time of Day  |
|------|--------|---------|--------|--------|----------|----------|-----------|---------|--------------|
| 14   | 44.676 | 136.049 | 48.198 | 78.488 | 54.572   | 2:27.446 | +3.891    | 194.595 | 9:34:39.983  |
| 15   | 44.535 | 138.947 | 48.061 | 85.375 | 54.598   | 2:27.194 | +3.639    | 192.857 | 9:37:07.177  |
| 16   | 45.024 | 135.550 | 47.828 | 83.721 | 53.575   | 2:26.427 | +2.872    | 194.595 | 9:39:33.604  |
| 17   | 45.886 | 124.305 | 48.617 | 84.243 | 53.461   | 2:27.964 | +4.409    | 192.171 | 9:42:01.568  |
| p18  | 45.045 | 138.082 | 48.434 | 89.256 |          | 2:28.480 | +4.925    | 192.171 | 9:44:30.048  |
| 19   |        | 128.333 | 51.035 | 85.646 | 54.972   | 3:50.823 | +1:27.268 |         | 9:48:20.871  |
| 20   | 46.485 | 129.533 | 48.990 | 84.243 | 55.245   | 2:30.720 | +7.165    | 194.595 | 9:50:51.591  |
| 21   | 48.169 | 127.889 | 49.112 | 88.962 | 54.971   | 2:32.252 | +8.697    | 183.051 | 9:53:23.843  |
| 22   | 46.472 | 128.930 | 50.713 | 84.906 | 54.918   | 2:32.103 | +8.548    | 194.595 | 9:55:55.946  |
| 23   | 47.773 | 124.305 | 51.559 | 79.121 | 55.706   | 2:35.038 | +11.483   | 190.813 | 9:58:30.984  |
| 24   | 46.419 | 122.249 | 50.722 | 83.013 | 53.856   | 2:30.997 | +7.442    | 196.007 | 10:01:01.981 |
| 25   | 45.524 | 130.909 | 49.510 | 73.720 | 55.586   | 2:30.620 | +7.065    | 197.802 | 10:03:32.601 |
| 26   | 45.836 | 134.727 | 48.854 | 81.509 | 55.621   | 2:30.311 | +6.756    | 194.946 | 10:06:02.912 |
| 27   | 46.490 | 130.601 | 49.856 | 84.243 | 55.167   | 2:31.513 | +7.958    | 196.721 | 10:08:34.425 |
| 28   | 45.623 | 131.219 | 50.234 | 84.243 | 54.840   | 2:30.697 | +7.142    | 194.946 | 10:11:05.122 |
| p29  | 46.545 | 113.490 | 50.827 | 83.786 |          | 2:37.261 | +13.706   | 192.171 | 10:13:42.383 |
| 30   |        | 131.530 | 47.654 | 86.608 | 53.241   | 3:54.603 | +1:31.048 |         | 10:17:36.986 |
| 31   | 45.054 | 134.563 | 48.735 | 85.511 | 52.604   | 2:26.393 | +2.838    | 193.896 | 10:20:03.379 |
| 32   | 45.531 | 120.260 | 49.586 | 89.925 | 53.573   | 2:28.690 | +5.135    | 196.364 | 10:22:32.069 |
| 33   | 44.777 | 133.913 | 47.494 | 83.527 | 52.302   | 2:24.573 | +1.018    | 197.441 | 10:24:56.642 |
| 34   | 44.530 | 128.482 | 48.317 | 87.591 | 52.968   | 2:25.815 | +2.260    | 197.441 | 10:27:22.457 |
| 35   | 44.275 | 138.427 | 47.204 | 86.677 | 52.697   | 2:24.176 | +0.621    | 197.441 | 10:29:46.633 |
| 36   | 45.356 | 138.947 | 47.127 | 86.887 | 52.811   | 2:25.294 | +1.739    | 181.208 | 10:32:11.927 |
| 37   | 43.995 | 140.000 | 47.477 | 83.981 | 53.086   | 2:24.558 | +1.003    | 196.007 | 10:34:36.485 |
| 38   | 45.029 | 129.684 | 48.001 | 86.957 | 53.513   | 2:26.543 | +2.988    | 196.364 | 10:37:03.028 |
| 39   | 45.404 | 131.843 | 47.529 | 87.167 | 52.981   | 2:25.914 | +2.359    | 189.807 | 10:39:28.942 |
| 40   | 44.116 | 131.064 | 47.061 | 84.573 | 52.378   | 2:23.555 |           | 197.802 | 10:41:52.497 |
| 41   | 44.183 | 137.910 | 47.264 | 83.786 | 52.951   | 2:24.398 | +0.843    | 198.165 | 10:44:16.895 |
| 42   | 44.042 | 141.429 | 47.256 | 89.776 | 52.604   | 2:23.902 | +0.347    | 197.080 | 10:46:40.797 |
| 43   | 45.270 | 128.930 | 47.798 | 85.241 | 52.757   | 2:25.825 | +2.270    | 194.245 | 10:49:06.622 |
| 44   | 44.282 | 135.550 | 47.667 | 90.150 | 53.559   | 2:25.508 | +1.953    | 195.652 | 10:51:32.130 |
| 45   | 44.491 | 138.082 | 47.324 | 83.141 | 53.151   | 2:24.966 | +1.411    | 192.857 | 10:53:57.096 |
| 46   | 44.289 | 134.727 | 47.998 | 83.269 | 53.634   | 2:25.921 | +2.366    | 196.721 | 10:56:23.017 |
| 47   | 44.604 | 134.075 | 47.101 | 82.005 | 54.085   | 2:25.790 | +2.235    | 194.245 | 10:58:48.807 |
| 48   | 45.426 | 130.755 | 48.005 | 90.833 | 54.452   | 2:27.883 | +4.328    | 190.141 | 11:01:16.690 |
| (34) |        |         |        |        |          |          |           |         |              |
| 1    | 52.072 | 132.632 | 49.498 | 90.075 | 53.076   | 2:34.646 | +12.047   | 156.295 | 9:03:01.299  |
| 2    | 45.131 | 122.791 | 47.401 | 89.330 | 53.014   | 2:25.546 | +2.947    | 192.171 | 9:05:26.845  |
| 3    | 46.935 | 129.836 | 47.721 | 97.649 | 52.613   | 2:27.269 | +4.670    | 172.249 | 9:07:54.114  |
| 4    | 44.389 | 120.000 | 47.036 | 88.020 | 51.997   | 2:23.422 | +0.823    | 193.202 | 9:10:17.536  |
| 5    | 44.349 | 132.950 | 46.962 | 93.426 | 52.402   | 2:23.713 | +1.114    | 193.896 | 9:12:41.249  |
| 6    | 44.730 | 128.930 | 47.570 | 83.205 | 52.305   | 2:24.605 | +2.006    | 190.813 | 9:15:05.854  |
| 7    | 44.824 | 128.780 | 47.054 | 92.466 | 1:00.522 | 2:32.400 | +9.801    | 192.857 | 9:17:38.254  |
| 8    | 44.755 | 133.430 | 46.847 | 95.322 | 52.515   | 2:24.117 | +1.518    | 192.171 | 9:20:02.371  |
| 9    | 44.617 | 127.595 | 47.165 | 88.235 | 53.483   | 2:25.265 | +2.666    | 193.202 | 9:22:27.636  |
| 10   | 45.546 | 113.723 | 47.889 | 85.174 | 52.117   | 2:25.552 | +2.953    | 191.829 | 9:24:53.188  |
| 11   | 44.462 | 130.294 | 46.788 | 93.345 | 52.560   | 2:23.810 | +1.211    | 193.548 | 9:27:16.998  |
| 12   | 44.344 | 132.157 | 46.858 | 90.986 | 52.427   | 2:23.629 | +1.030    | 192.513 | 9:29:40.627  |

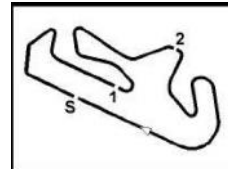
Chief of Timing &amp; Scoring

Timegear

Race Director

Stewards

Licensed to: Autodromo Internacional do Algarve


**Algarve Classic Festival 2013**

GT &amp; SPORT CAR CUP

AIA - FIA FAST/FAST 4.653 Km

RACE

20/10/2013 09:00

Race (2:00:00 Time) started at 9:00:20

| Lap  | S1     | Spd P1  | S2     | Spd P2  | S3       | Lap Tm   | Diff      | MaxSpd  | Time of Day  |
|------|--------|---------|--------|---------|----------|----------|-----------|---------|--------------|
| 13   | 44.537 | 131.530 | 46.886 | 89.182  | 52.745   | 2:24.168 | +1.569    | 191.829 | 9:32:04.795  |
| 14   | 44.643 | 130.755 | 47.098 | 91.837  | 52.351   | 2:24.092 | +1.493    | 190.813 | 9:34:28.887  |
| 15   | 44.541 | 136.720 | 47.100 | 86.400  | 52.227   | 2:23.868 | +1.269    | 192.513 | 9:36:52.755  |
| 16   | 44.093 | 134.075 | 48.610 | 84.772  | 52.892   | 2:25.595 | +2.996    | 192.857 | 9:39:18.350  |
| 17   | 44.138 | 140.711 | 47.088 | 89.404  | 52.308   | 2:23.534 | +0.935    | 193.896 | 9:41:41.884  |
| 18   | 44.476 | 126.865 | 47.140 | 82.759  | 52.083   | 2:23.699 | +1.100    | 192.857 | 9:44:05.583  |
| 19   | 44.279 | 132.790 | 46.993 | 83.981  | 52.450   | 2:23.722 | +1.123    | 193.202 | 9:46:29.305  |
| 20   | 44.284 | 133.752 | 46.786 | 91.293  | 52.221   | 2:23.291 | +0.692    | 191.829 | 9:48:52.596  |
| p21  | 44.546 | 135.055 | 46.683 | 93.913  |          | 2:28.262 | +5.663    | 191.829 | 9:51:20.858  |
| 22   |        | 107.965 | 57.452 | 75.896  | 1:03.471 | 4:10.758 | +1:48.159 |         | 9:55:31.616  |
| 23   | 52.051 | 103.144 | 56.262 | 79.005  | 1:02.147 | 2:50.460 | +27.861   | 170.886 | 9:58:22.076  |
| 24   | 52.452 | 97.434  | 58.310 | 75.366  | 1:01.117 | 2:51.879 | +29.280   | 166.667 | 10:01:13.955 |
| 25   | 52.152 | 110.109 | 56.493 | 69.054  | 1:02.385 | 2:51.030 | +28.431   | 154.950 | 10:04:04.985 |
| 26   | 50.664 | 110.548 | 55.525 | 72.973  | 1:01.167 | 2:47.356 | +24.757   | 171.429 | 10:06:52.341 |
| 27   | 51.769 | 108.281 | 56.022 | 77.143  | 1:01.808 | 2:49.599 | +27.000   | 174.757 | 10:09:41.940 |
| p28  | 51.860 | 112.454 | 56.131 | 71.476  |          | 2:53.788 | +31.189   | 166.667 | 10:12:35.728 |
| 29   |        | 130.141 | 47.323 | 82.886  | 52.413   | 3:41.659 | +1:19.060 |         | 10:16:17.387 |
| 30   | 44.236 | 133.269 | 46.842 | 92.784  | 52.233   | 2:23.311 | +0.712    | 193.548 | 10:18:40.698 |
| 31   | 44.269 | 133.430 | 47.009 | 87.520  | 52.050   | 2:23.328 | +0.729    | 192.857 | 10:21:04.026 |
| 32   | 44.322 | 123.200 | 47.034 | 92.229  | 51.999   | 2:23.355 | +0.756    | 191.829 | 10:23:27.381 |
| 33   | 44.245 | 135.055 | 46.677 | 95.745  | 52.100   | 2:23.022 | +0.423    | 193.202 | 10:25:50.403 |
| 34   | 44.222 | 134.400 | 46.676 | 89.109  | 52.523   | 2:23.421 | +0.822    | 193.896 | 10:28:13.824 |
| 35   | 44.678 | 128.631 | 46.738 | 98.992  | 51.821   | 2:23.237 | +0.638    | 193.202 | 10:30:37.061 |
| 36   | 44.172 | 132.157 | 46.875 | 97.035  | 51.986   | 2:23.033 | +0.434    | 193.548 | 10:33:00.094 |
| 37   | 44.655 | 122.249 | 46.964 | 86.747  | 51.922   | 2:23.541 | +0.942    | 193.896 | 10:35:23.635 |
| 38   | 44.144 | 138.254 | 46.301 | 101.313 | 53.298   | 2:23.743 | +1.144    | 192.513 | 10:37:47.378 |
| 39   | 44.759 | 128.930 | 47.161 | 92.150  | 52.071   | 2:23.991 | +1.392    | 193.202 | 10:40:11.369 |
| 40   | 44.594 | 126.720 | 46.870 | 95.238  | 52.006   | 2:23.470 | +0.871    | 193.202 | 10:42:34.839 |
| 41   | 44.623 | 129.684 | 46.553 | 89.109  | 51.982   | 2:23.158 | +0.559    | 190.141 | 10:44:57.997 |
| 42   | 44.055 | 132.950 | 46.658 | 97.561  | 52.153   | 2:22.866 | +0.267    | 194.245 | 10:47:20.863 |
| 43   | 44.117 | 132.157 | 46.696 | 83.721  | 51.786   | 2:22.599 |           | 194.245 | 10:49:43.462 |
| 44   | 44.028 | 133.109 | 47.521 | 94.571  | 53.484   | 2:25.033 | +2.434    | 193.896 | 10:52:08.495 |
| 45   | 44.139 | 129.231 | 46.976 | 90.000  | 53.474   | 2:24.589 | +1.990    | 194.595 | 10:54:33.084 |
| 46   | 44.316 | 130.447 | 46.524 | 94.571  | 52.085   | 2:22.925 | +0.326    | 194.595 | 10:56:56.009 |
| 47   | 43.983 | 137.910 | 46.809 | 85.714  | 54.175   | 2:24.967 | +2.368    | 194.595 | 10:59:20.976 |
| 48   | 44.296 | 128.037 | 46.941 | 87.379  | 52.242   | 2:23.479 | +0.880    | 196.007 | 11:01:44.455 |
| (88) |        |         |        |         |          |          |           |         |              |
| 1    | 51.855 | 111.437 | 48.957 | 97.738  | 51.829   | 2:32.641 | +11.556   | 148.760 | 9:02:58.829  |
| 2    | 44.773 | 120.522 | 48.117 | 86.400  | 52.824   | 2:25.714 | +4.629    | 196.364 | 9:05:24.543  |
| 3    | 43.902 | 124.027 | 47.331 | 87.591  | 51.266   | 2:22.499 | +1.414    | 197.802 | 9:07:47.042  |
| 4    | 44.376 | 128.333 | 47.225 | 86.817  | 52.882   | 2:24.483 | +3.398    | 189.142 | 9:10:11.525  |
| 5    | 43.789 | 130.909 | 46.760 | 90.000  | 51.386   | 2:21.935 | +0.850    | 193.896 | 9:12:33.460  |
| 6    | 43.577 | 128.333 | 47.033 | 89.701  | 51.601   | 2:22.211 | +1.126    | 204.934 | 9:14:55.671  |
| 7    | 43.139 | 124.444 | 47.269 | 94.488  | 51.576   | 2:21.984 | +0.899    | 207.692 | 9:17:17.655  |
| 8    | 44.664 | 120.916 | 48.015 | 90.301  | 52.740   | 2:25.419 | +4.334    | 202.627 | 9:19:43.074  |
| 9    | 44.313 | 124.865 | 47.263 | 99.356  | 51.352   | 2:22.928 | +1.843    | 205.323 | 9:22:06.002  |
| 10   | 43.859 | 144.563 | 47.358 | 92.704  | 50.962   | 2:22.179 | +1.094    | 186.851 | 9:24:28.181  |
| 11   | 43.671 | 135.055 | 47.002 | 94.571  | 51.095   | 2:21.768 | +0.683    | 192.513 | 9:26:49.949  |

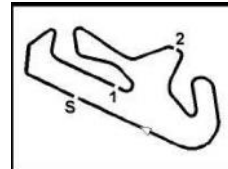
Chief of Timing &amp; Scoring

Timegear

Race Director

Stewards

Licensed to: Autodromo Internacional do Algarve


**Algarve Classic Festival 2013**

GT &amp; SPORT CAR CUP

AIA - FIA FAST/FAST 4.653 Km

RACE

20/10/2013 09:00

Race (2:00:00 Time) started at 9:00:20

| Lap   | S1     | Spd P1  | S2     | Spd P2 | S3     | Lap Tm   | Diff      | MaxSpd  | Time of Day  |
|-------|--------|---------|--------|--------|--------|----------|-----------|---------|--------------|
| 12    | 43.618 | 132.632 | 46.175 | 96.774 | 51.292 | 2:21.085 |           | 197.441 | 9:29:11.034  |
| 13    | 44.369 | 125.147 | 46.560 | 98.271 | 51.983 | 2:22.912 | +1.827    | 194.245 | 9:31:33.946  |
| 14    | 43.741 | 126.865 | 47.170 | 91.448 | 51.746 | 2:22.657 | +1.572    | 193.896 | 9:33:56.603  |
| 15    | 43.621 | 123.474 | 46.910 | 91.371 | 51.890 | 2:22.421 | +1.336    | 202.247 | 9:36:19.024  |
| 16    | 44.504 | 128.930 | 46.597 | 94.488 | 52.799 | 2:23.900 | +2.815    | 187.500 | 9:38:42.924  |
| 17    | 44.662 | 126.575 | 47.120 | 92.150 | 52.592 | 2:24.374 | +3.289    | 187.175 | 9:41:07.298  |
| 18    | 45.042 | 126.865 | 46.714 | 92.308 | 52.313 | 2:24.069 | +2.984    | 188.153 | 9:43:31.367  |
| p19   | 44.703 | 129.231 | 46.368 | 97.649 |        | 2:28.677 | +7.592    | 189.474 | 9:46:00.044  |
| 20    |        | 120.130 | 47.575 | 97.561 | 53.820 | 3:42.175 | +1:21.090 |         | 9:49:42.219  |
| 21    | 44.216 | 123.337 | 46.720 | 98.540 | 52.315 | 2:23.251 | +2.166    | 192.857 | 9:52:05.470  |
| 22    | 43.883 | 123.474 | 46.914 | 92.229 | 52.014 | 2:22.811 | +1.726    | 204.545 | 9:54:28.281  |
| 23    | 44.650 | 119.098 | 47.798 | 83.398 | 52.009 | 2:24.457 | +3.372    | 193.896 | 9:56:52.738  |
| 24    | 44.050 | 124.166 | 47.556 | 93.506 | 52.484 | 2:24.090 | +3.005    | 195.298 | 9:59:16.828  |
| 25    | 43.902 | 122.519 | 46.813 | 90.150 | 52.329 | 2:23.044 | +1.959    | 200.000 | 10:01:39.872 |
| 26    | 44.381 | 119.741 | 48.056 | 89.627 | 52.316 | 2:24.753 | +3.668    | 206.107 | 10:04:04.625 |
| 27    | 45.168 | 124.166 | 50.281 | 86.124 | 53.278 | 2:28.727 | +7.642    | 193.202 | 10:06:33.352 |
| 28    | 44.850 | 123.474 | 48.661 | 87.097 | 52.822 | 2:26.333 | +5.248    | 194.595 | 10:08:59.685 |
| 29    | 46.558 | 115.983 | 49.171 | 87.027 | 53.609 | 2:29.338 | +8.253    | 178.218 | 10:11:29.023 |
| p30   | 45.532 | 121.180 | 49.576 | 89.701 |        | 2:32.266 | +11.181   | 183.051 | 10:14:01.289 |
| 31    |        | 113.723 | 47.646 | 92.704 | 52.015 | 3:55.234 | +1:34.149 |         | 10:17:56.523 |
| 32    | 44.671 | 124.584 | 48.349 | 93.103 | 50.879 | 2:23.899 | +2.814    | 182.432 | 10:20:20.422 |
| 33    | 43.538 | 120.391 | 46.584 | 92.072 | 53.639 | 2:23.761 | +2.676    | 182.432 | 10:22:44.183 |
| p34   | 43.892 | 128.333 | 46.731 | 95.238 |        | 2:26.312 | +5.227    | 191.489 | 10:25:10.495 |
| 35    |        | 113.957 | 48.895 | 89.330 | 53.301 | 6:53.664 | +4:32.579 |         | 10:32:04.159 |
| 36    | 46.108 | 116.716 | 48.569 | 84.243 | 53.852 | 2:28.529 | +7.444    | 167.702 | 10:34:32.688 |
| 37    | 47.331 | 117.707 | 49.941 | 92.545 | 53.202 | 2:30.474 | +9.389    | 180.301 | 10:37:03.162 |
| 38    | 44.443 | 123.337 | 46.226 | 91.759 | 52.523 | 2:23.192 | +2.107    | 188.153 | 10:39:26.354 |
| 39    | 44.685 | 136.720 | 46.215 | 94.406 | 53.137 | 2:24.037 | +2.952    | 183.986 | 10:41:50.391 |
| 40    | 44.604 | 126.431 | 46.675 | 91.525 | 52.156 | 2:23.435 | +2.350    | 196.721 | 10:44:13.826 |
| 41    | 44.370 | 127.156 | 47.432 | 83.786 | 53.193 | 2:24.995 | +3.910    | 189.142 | 10:46:38.821 |
| 42    | 47.187 | 107.130 | 51.427 | 80.899 | 54.505 | 2:33.119 | +12.034   | 165.391 | 10:49:11.940 |
| 43    | 46.803 | 113.607 | 50.707 | 84.706 | 52.484 | 2:29.994 | +8.909    | 172.524 | 10:51:41.934 |
| 44    | 45.887 | 128.631 | 48.361 | 87.237 | 52.190 | 2:26.438 | +5.353    | 165.138 | 10:54:08.372 |
| 45    | 46.185 | 124.166 | 49.239 | 84.507 | 52.784 | 2:28.208 | +7.123    | 171.701 | 10:56:36.580 |
| 46    | 45.712 | 133.913 | 49.151 | 87.379 | 52.793 | 2:27.656 | +6.571    | 176.183 | 10:59:04.236 |
| 47    | 46.178 | 124.305 | 48.809 | 91.371 | 52.730 | 2:27.717 | +6.632    | 166.667 | 11:01:31.953 |
| (841) |        |         |        |        |        |          |           |         |              |
| 1     | 53.388 | 119.354 | 49.099 | 97.297 | 54.638 | 2:37.125 | +8.742    | 160.237 | 9:03:04.432  |
| 2     | 46.001 | 123.888 | 48.368 | 94.654 | 54.014 | 2:28.383 |           | 186.851 | 9:05:32.815  |
| 3     | 46.409 | 123.888 | 49.003 | 98.811 | 55.343 | 2:30.755 | +2.372    | 185.249 | 9:08:03.570  |
| 4     | 46.661 | 117.458 | 49.834 | 98.540 | 54.412 | 2:30.907 | +2.524    | 181.513 | 9:10:34.477  |
| 5     | 46.615 | 117.458 | 49.367 | 91.293 | 54.785 | 2:30.767 | +2.384    | 179.104 | 9:13:05.244  |
| 6     | 46.714 | 125.147 | 49.535 | 93.669 | 54.737 | 2:30.986 | +2.603    | 185.249 | 9:15:36.230  |
| 7     | 47.082 | 115.140 | 50.854 | 90.377 | 54.500 | 2:32.436 | +4.053    | 181.513 | 9:18:08.666  |
| 8     | 46.943 | 117.957 | 49.337 | 90.833 | 54.492 | 2:30.772 | +2.389    | 183.362 | 9:20:39.438  |
| 9     | 46.781 | 127.156 | 49.341 | 87.734 | 54.484 | 2:30.606 | +2.223    | 181.818 | 9:23:10.044  |
| 10    | 46.605 | 121.180 | 49.889 | 93.264 | 55.246 | 2:31.740 | +3.357    | 183.986 | 9:25:41.784  |
| 11    | 47.088 | 131.843 | 48.944 | 92.229 | 54.739 | 2:30.771 | +2.388    | 183.051 | 9:28:12.555  |

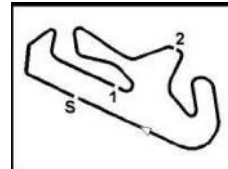
Chief of Timing &amp; Scoring

Timegear

Race Director

Stewards

Licensed to: Autodromo Internacional do Algarve


**Algarve Classic Festival 2013**

GT &amp; SPORT CAR CUP

AIA - FIA FAST/FAST 4.653 Km

RACE

20/10/2013 09:00

Race (2:00:00 Time) started at 9:00:20

| Lap  | S1     | Spd P1  | S2     | Spd P2 | S3     | Lap Tm   | Diff      | MaxSpd  | Time of Day  |
|------|--------|---------|--------|--------|--------|----------|-----------|---------|--------------|
| 12   | 46.561 | 131.686 | 48.670 | 94.241 | 54.932 | 2:30.163 | +1.780    | 186.207 | 9:30:42.718  |
| 13   | 46.360 | 118.083 | 49.477 | 93.184 | 54.329 | 2:30.166 | +1.783    | 184.615 | 9:33:12.884  |
| 14   | 47.271 | 113.607 | 50.313 | 94.241 | 55.018 | 2:32.602 | +4.219    | 185.886 | 9:35:45.486  |
| 15   | 47.268 | 117.582 | 49.254 | 90.604 | 54.749 | 2:31.271 | +2.888    | 185.567 | 9:38:16.757  |
| 16   | 47.212 | 113.723 | 49.605 | 95.406 | 56.305 | 2:33.122 | +4.739    | 183.673 | 9:40:49.879  |
| 17   | 46.809 | 121.048 | 49.064 | 91.993 | 54.550 | 2:30.423 | +2.040    | 179.104 | 9:43:20.302  |
| 18   | 47.150 | 125.288 | 49.570 | 88.163 | 54.570 | 2:31.290 | +2.907    | 187.500 | 9:45:51.592  |
| 19   | 48.314 | 106.309 | 49.261 | 88.889 | 53.527 | 2:31.102 | +2.719    | 180.905 | 9:48:22.694  |
| 20   | 46.004 | 120.391 | 48.515 | 93.506 | 54.006 | 2:28.525 | +0.142    | 188.482 | 9:50:51.219  |
| 21   | 47.349 | 111.102 | 48.717 | 99.723 | 55.286 | 2:31.352 | +2.969    | 186.851 | 9:53:22.571  |
| 22   | 46.648 | 124.305 | 48.947 | 88.235 | 54.294 | 2:29.889 | +1.506    | 184.300 | 9:55:52.460  |
| p23  | 46.624 | 116.471 | 49.373 | 93.103 |        | 2:33.030 | +4.647    | 186.851 | 9:58:25.490  |
| 24   |        | 118.209 | 50.717 | 96.343 | 56.535 | 3:54.578 | +1:26.195 |         | 10:02:20.068 |
| 25   | 49.052 | 122.791 | 50.541 | 96.343 | 55.444 | 2:35.037 | +6.654    | 170.347 | 10:04:55.105 |
| 26   | 48.133 | 121.712 | 50.517 | 90.833 | 55.140 | 2:33.790 | +5.407    | 172.524 | 10:07:28.895 |
| 27   | 47.596 | 122.115 | 50.424 | 91.759 | 55.576 | 2:33.596 | +5.213    | 176.183 | 10:10:02.491 |
| 28   | 47.637 | 112.000 | 50.514 | 93.184 | 55.235 | 2:33.386 | +5.003    | 180.000 | 10:12:35.877 |
| 29   | 46.726 | 126.287 | 49.877 | 90.528 | 54.785 | 2:31.388 | +3.005    | 177.049 | 10:15:07.265 |
| 30   | 46.809 | 130.447 | 50.229 | 79.005 | 56.684 | 2:33.722 | +5.339    | 184.615 | 10:17:40.987 |
| 31   | 46.758 | 129.684 | 49.323 | 89.925 | 55.206 | 2:31.287 | +2.904    | 175.325 | 10:20:12.274 |
| 32   | 47.830 | 119.226 | 49.325 | 97.649 | 56.655 | 2:33.810 | +5.427    | 178.808 | 10:22:46.084 |
| 33   | 46.648 | 129.684 | 48.914 | 93.913 | 54.732 | 2:30.294 | +1.911    | 178.218 | 10:25:16.378 |
| 34   | 46.742 | 130.447 | 49.880 | 98.992 | 54.802 | 2:31.424 | +3.041    | 179.104 | 10:27:47.802 |
| 35   | 46.104 | 126.720 | 49.603 | 93.506 | 54.411 | 2:30.118 | +1.735    | 183.051 | 10:30:17.920 |
| 36   | 46.501 | 124.027 | 49.007 | 96.343 | 54.765 | 2:30.273 | +1.890    | 183.362 | 10:32:48.193 |
| p37  | 46.618 | 118.462 | 49.026 | 96.601 |        | 2:33.448 | +5.065    | 183.051 | 10:35:21.641 |
| 38   |        | 107.965 | 50.799 | 86.056 | 56.426 | 3:56.823 | +1:28.440 |         | 10:39:18.464 |
| 39   | 47.185 | 115.021 | 49.862 | 84.507 | 56.638 | 2:33.685 | +5.302    | 185.567 | 10:41:52.149 |
| 40   | 47.252 | 116.471 | 50.599 | 85.919 | 57.187 | 2:35.038 | +6.655    | 186.528 | 10:44:27.187 |
| 41   | 47.908 | 132.473 | 50.978 | 87.591 | 55.551 | 2:34.437 | +6.054    | 183.673 | 10:47:01.624 |
| 42   | 47.864 | 111.662 | 51.325 | 85.241 | 56.748 | 2:35.937 | +7.554    | 184.615 | 10:49:37.561 |
| 43   | 47.364 | 114.309 | 49.921 | 86.469 | 56.143 | 2:33.428 | +5.045    | 182.125 | 10:52:10.989 |
| 44   | 46.305 | 128.482 | 49.376 | 91.293 | 55.984 | 2:31.665 | +3.282    | 188.482 | 10:54:42.654 |
| 45   | 48.244 | 109.134 | 49.957 | 91.139 | 56.171 | 2:34.372 | +5.989    | 187.175 | 10:57:17.026 |
| 46   | 48.173 | 116.839 | 50.353 | 89.850 | 56.102 | 2:34.628 | +6.245    | 183.362 | 10:59:51.654 |
| 47   | 47.337 | 129.533 | 48.792 | 95.491 | 58.347 | 2:34.476 | +6.093    | 183.362 | 11:02:26.130 |
| (21) |        |         |        |        |        |          |           |         |              |
| 1    | 55.555 | 112.798 | 52.635 | 87.734 | 58.115 | 2:46.305 | +16.379   | 144.000 | 9:03:13.830  |
| 2    | 48.206 | 121.579 | 51.654 | 83.077 | 56.473 | 2:36.333 | +6.407    | 182.432 | 9:05:50.163  |
| 3    | 48.014 | 123.200 | 51.353 | 88.091 | 57.973 | 2:37.340 | +7.414    | 179.700 | 9:08:27.503  |
| 4    | 48.952 | 128.482 | 52.583 | 80.238 | 57.661 | 2:39.196 | +9.270    | 180.602 | 9:11:06.699  |
| 5    | 49.396 | 120.916 | 52.591 | 81.818 | 56.830 | 2:38.817 | +8.891    | 181.818 | 9:13:45.516  |
| 6    | 48.627 | 124.166 | 51.991 | 82.380 | 56.391 | 2:37.009 | +7.083    | 177.924 | 9:16:22.525  |
| 7    | 48.562 | 135.220 | 51.717 | 85.919 | 56.104 | 2:36.383 | +6.457    | 172.524 | 9:18:58.908  |
| 8    | 49.186 | 123.200 | 52.298 | 80.477 | 58.013 | 2:39.497 | +9.571    | 183.673 | 9:21:38.405  |
| 9    | 48.644 | 126.865 | 51.847 | 84.639 | 58.404 | 2:38.895 | +8.969    | 178.218 | 9:24:17.300  |
| 10   | 49.460 | 117.582 | 54.169 | 88.163 | 56.439 | 2:40.068 | +10.142   | 182.741 | 9:26:57.368  |
| 11   | 47.892 | 133.752 | 51.534 | 82.067 | 55.082 | 2:34.508 | +4.582    | 180.905 | 9:29:31.876  |

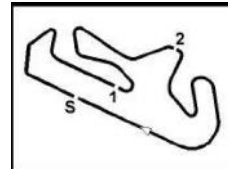
Chief of Timing &amp; Scoring

Timegear

Race Director

Stewards

Licensed to: Autodromo Internacional do Algarve


**Algarve Classic Festival 2013**

GT &amp; SPORT CAR CUP

AIA - FIA FAST/FAST 4.653 Km

RACE

20/10/2013 09:00

Race (2:00:00 Time) started at 9:00:20

| Lap  | S1     | Spd P1  | S2     | Spd P2  | S3     | Lap Tm   | Diff      | MaxSpd  | Time of Day  |
|------|--------|---------|--------|---------|--------|----------|-----------|---------|--------------|
| 12   | 47.553 | 131.843 | 50.728 | 85.308  | 56.308 | 2:34.589 | +4.663    | 183.986 | 9:32:06.465  |
| 13   | 48.120 | 140.000 | 50.462 | 87.308  | 58.209 | 2:36.791 | +6.865    | 181.818 | 9:34:43.256  |
| 14   | 47.626 | 135.055 | 50.482 | 88.452  | 56.613 | 2:34.721 | +4.795    | 184.300 | 9:37:17.977  |
| 15   | 47.669 | 131.843 | 51.832 | 83.077  | 55.568 | 2:35.069 | +5.143    | 177.924 | 9:39:53.046  |
| 16   | 48.071 | 100.072 | 53.882 | 83.916  | 57.020 | 2:38.973 | +9.047    | 183.362 | 9:42:32.019  |
| 17   | 48.605 | 124.305 | 52.215 | 86.193  | 58.426 | 2:39.246 | +9.320    | 175.325 | 9:45:11.265  |
| p18  | 48.725 | 125.288 | 51.271 | 83.527  |        | 2:41.725 | +11.799   | 177.049 | 9:47:52.990  |
| 19   |        | 116.226 | 51.760 | 91.293  | 55.533 | 3:52.018 | +1:22.092 |         | 9:51:45.008  |
| 20   | 47.679 | 130.141 | 50.805 | 88.743  | 54.651 | 2:33.135 | +3.209    | 175.610 | 9:54:18.143  |
| 21   | 47.781 | 114.783 | 51.745 | 92.784  | 54.466 | 2:33.992 | +4.066    | 175.610 | 9:56:52.135  |
| 22   | 47.390 | 122.384 | 50.036 | 89.850  | 54.139 | 2:31.565 | +1.639    | 172.249 | 9:59:23.700  |
| 23   | 47.574 | 125.572 | 50.746 | 88.743  | 54.610 | 2:32.930 | +3.004    | 181.513 | 10:01:56.630 |
| 24   | 47.294 | 129.382 | 50.071 | 89.256  | 54.673 | 2:32.038 | +2.112    | 178.808 | 10:04:28.668 |
| 25   | 47.183 | 124.724 | 50.269 | 89.109  | 54.898 | 2:32.350 | +2.424    | 174.194 | 10:07:01.018 |
| 26   | 47.229 | 128.482 | 51.082 | 96.085  | 55.706 | 2:34.017 | +4.091    | 179.104 | 10:09:35.035 |
| 27   | 47.720 | 128.631 | 49.568 | 92.545  | 54.576 | 2:31.864 | +1.938    | 174.475 | 10:12:06.899 |
| 28   | 47.082 | 129.533 | 51.445 | 89.925  | 54.057 | 2:32.584 | +2.658    | 175.041 | 10:14:39.483 |
| 29   | 46.937 | 132.473 | 49.767 | 90.833  | 54.029 | 2:30.733 | +0.807    | 178.808 | 10:17:10.216 |
| 30   | 46.159 | 136.384 | 49.882 | 94.159  | 54.044 | 2:30.085 | +0.159    | 184.615 | 10:19:40.301 |
| 31   | 46.689 | 132.157 | 49.471 | 90.986  | 53.766 | 2:29.926 |           | 182.125 | 10:22:10.227 |
| 32   | 46.816 | 127.595 | 49.835 | 91.681  | 54.640 | 2:31.291 | +1.365    | 180.301 | 10:24:41.518 |
| 33   | 46.762 | 131.843 | 50.263 | 95.154  | 54.591 | 2:31.616 | +1.690    | 179.402 | 10:27:13.134 |
| 34   | 49.092 | 116.105 | 49.578 | 95.238  | 53.893 | 2:32.563 | +2.637    | 179.700 | 10:29:45.697 |
| 35   | 47.442 | 129.836 | 48.685 | 92.229  | 54.301 | 2:30.428 | +0.502    | 174.194 | 10:32:16.125 |
| 36   | 46.874 | 130.447 | 49.637 | 94.077  | 53.970 | 2:30.481 | +0.555    | 181.513 | 10:34:46.606 |
| 37   | 47.078 | 123.750 | 49.662 | 90.377  | 54.588 | 2:31.328 | +1.402    | 183.673 | 10:37:17.934 |
| 38   | 47.898 | 122.791 | 50.565 | 93.264  | 54.989 | 2:33.452 | +3.526    | 180.301 | 10:39:51.386 |
| p39  | 48.232 | 122.384 | 51.178 | 89.701  |        | 2:38.111 | +8.185    | 169.811 | 10:42:29.497 |
| 40   |        | 117.333 | 53.922 | 78.035  | 57.490 | 4:01.955 | +1:32.029 |         | 10:46:31.452 |
| 41   | 49.815 | 123.750 | 53.765 | 79.005  | 57.716 | 2:41.296 | +11.370   | 179.104 | 10:49:12.748 |
| 42   | 51.373 | 123.063 | 53.008 | 85.987  | 57.614 | 2:41.995 | +12.069   | 166.667 | 10:51:54.743 |
| 43   | 51.176 | 120.260 | 52.979 | 86.056  | 57.851 | 2:42.006 | +12.080   | 171.429 | 10:54:36.749 |
| 44   | 50.845 | 124.584 | 52.481 | 88.163  | 56.913 | 2:40.239 | +10.313   | 175.896 | 10:57:16.988 |
| 45   | 50.681 | 128.780 | 52.105 | 87.734  | 56.908 | 2:39.694 | +9.768    | 153.846 | 10:59:56.682 |
| 46   | 51.690 | 119.870 | 52.790 | 84.507  | 57.181 | 2:41.661 | +11.735   | 176.471 | 11:02:38.343 |
| (71) |        |         |        |         |        |          |           |         |              |
| 1    | 52.436 | 131.064 | 49.036 | 99.723  | 51.730 | 2:33.202 | +11.765   | 155.844 | 9:02:59.377  |
| 2    | 44.900 | 113.607 | 47.796 | 83.141  | 53.554 | 2:26.250 | +4.813    | 197.080 | 9:05:25.627  |
| 3    | 43.877 | 121.846 | 46.896 | 91.139  | 51.694 | 2:22.467 | +1.030    | 197.802 | 9:07:48.094  |
| 4    | 43.584 | 118.462 | 46.814 | 101.887 | 51.695 | 2:22.093 | +0.656    | 201.493 | 9:10:10.187  |
| 5    | 43.733 | 124.305 | 46.857 | 98.720  | 51.402 | 2:21.992 | +0.555    | 195.298 | 9:12:32.179  |
| 6    | 43.362 | 139.472 | 46.495 | 96.948  | 51.841 | 2:21.698 | +0.261    | 197.080 | 9:14:53.877  |
| 7    | 43.900 | 127.302 | 46.780 | 94.323  | 51.838 | 2:22.518 | +1.081    | 198.529 | 9:17:16.395  |
| 8    | 44.084 | 123.474 | 47.476 | 99.539  | 51.767 | 2:23.327 | +1.890    | 196.364 | 9:19:39.722  |
| 9    | 44.543 | 134.075 | 47.055 | 100.279 | 51.048 | 2:22.646 | +1.209    | 199.630 | 9:22:02.368  |
| 10   | 43.538 | 125.857 | 47.272 | 103.746 | 52.886 | 2:23.696 | +2.259    | 200.000 | 9:24:26.064  |
| 11   | 43.330 | 133.913 | 45.884 | 104.753 | 52.223 | 2:21.437 |           | 200.743 | 9:26:47.501  |
| 12   | 43.731 | 132.473 | 45.774 | 109.422 | 53.208 | 2:22.713 | +1.276    | 200.371 | 9:29:10.214  |

Chief of Timing &amp; Scoring

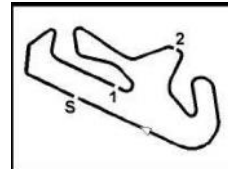
Timegear

Race Director

Stewards

Licensed to: Autodromo Internacional do Algarve




**Algarve Classic Festival 2013**

GT &amp; SPORT CAR CUP

AIA - FIA FAST/FAST 4.653 Km

RACE

20/10/2013 09:00

Race (2:00:00 Time) started at 9:00:20

| Lap | S1     | Spd P1  | S2     | Spd P2  | S3     | Lap Tm   | Diff      | MaxSpd  | Time of Day  |
|-----|--------|---------|--------|---------|--------|----------|-----------|---------|--------------|
| 13  | 43.868 | 126.575 | 46.600 | 104.550 | 51.946 | 2:22.414 | +0.977    | 198.165 | 9:31:32.628  |
| 14  | 43.620 | 127.302 | 46.494 | 97.915  | 52.547 | 2:22.661 | +1.224    | 194.946 | 9:33:55.289  |
| p15 | 44.008 | 127.448 | 46.231 | 97.561  |        | 2:23.599 | +2.162    | 192.857 | 9:36:18.888  |
| 16  |        | 114.664 | 48.502 | 84.375  | 52.277 | 3:44.629 | +1:23.192 |         | 9:40:03.517  |
| 17  | 45.776 | 112.683 | 48.629 | 83.851  | 52.530 | 2:26.935 | +5.498    | 181.208 | 9:42:30.452  |
| 18  | 45.671 | 121.446 | 47.376 | 85.375  | 51.814 | 2:24.861 | +3.424    | 187.826 | 9:44:55.313  |
| 19  | 44.666 | 121.180 | 47.461 | 88.091  | 51.493 | 2:23.620 | +2.183    | 195.298 | 9:47:18.933  |
| 20  | 44.132 | 127.889 | 46.637 | 90.528  | 53.358 | 2:24.127 | +2.690    | 188.811 | 9:49:43.060  |
| 21  | 44.156 | 128.631 | 46.664 | 94.241  | 52.145 | 2:22.965 | +1.528    | 193.202 | 9:52:06.025  |
| 22  | 44.161 | 121.313 | 47.800 | 87.805  | 52.535 | 2:24.496 | +3.059    | 200.743 | 9:54:30.521  |
| 23  | 45.623 | 126.575 | 47.067 | 89.035  | 52.391 | 2:25.081 | +3.644    | 177.632 | 9:56:55.602  |
| p24 | 45.426 | 118.462 | 49.313 | 85.375  |        | 2:31.759 | +10.322   | 180.000 | 9:59:27.361  |
| 25  |        | 116.593 | 47.776 | 87.379  | 52.125 | 7:38.624 | +5:17.187 |         | 10:07:05.985 |
| 26  | 45.235 | 119.098 | 49.894 | 82.759  | 55.579 | 2:30.708 | +9.271    | 193.202 | 10:09:36.693 |
| p27 | 48.290 | 113.143 | 50.116 | 81.633  |        | 2:36.586 | +15.149   | 158.824 | 10:12:13.279 |
| p28 |        | 107.650 | 49.154 | 96.688  |        | 8:34.360 | +6:12.923 |         | 10:20:47.639 |

(85)

|     |          |         |        |         |        |           |            |         |              |
|-----|----------|---------|--------|---------|--------|-----------|------------|---------|--------------|
| 1   | 48.752   | 130.755 | 45.092 | 84.639  | 50.151 | 2:23.995  | +12.352    | 164.384 | 9:02:45.336  |
| 2   | 41.936   | 126.865 | 45.079 | 86.193  | 49.889 | 2:16.904  | +5.261     | 204.545 | 9:05:02.240  |
| p3  | 1:05.419 | 114.309 | 57.765 | 86.747  |        | 3:11.882  | +1:00.239  | 213.861 | 9:08:14.122  |
| 4   |          | 127.302 | 44.721 | 87.805  | 49.254 | 13:11.630 | +10:59.987 |         | 9:21:25.752  |
| 5   | 40.745   | 133.752 | 44.238 | 89.256  | 49.405 | 2:14.388  | +2.745     | 211.765 | 9:23:40.140  |
| 6   | 40.997   | 133.590 | 44.244 | 87.948  | 49.923 | 2:15.164  | +3.521     | 213.861 | 9:25:55.304  |
| 7   | 40.245   | 136.889 | 43.924 | 92.150  | 50.802 | 2:14.971  | +3.328     | 213.861 | 9:28:10.275  |
| 8   | 40.861   | 135.882 | 43.361 | 93.669  | 48.604 | 2:12.826  | +1.183     | 205.714 | 9:30:23.101  |
| 9   | 40.189   | 143.256 | 43.059 | 92.863  | 49.020 | 2:12.268  | +0.625     | 207.294 | 9:32:35.369  |
| 10  | 40.169   | 137.739 | 43.860 | 91.139  | 48.404 | 2:12.433  | +0.790     | 215.139 | 9:34:47.802  |
| 11  | 41.320   | 132.632 | 44.620 | 92.387  | 49.546 | 2:15.486  | +3.843     | 213.018 | 9:37:03.288  |
| 12  | 40.327   | 138.082 | 43.412 | 88.962  | 49.359 | 2:13.098  | +1.455     | 217.742 | 9:39:16.386  |
| 13  | 40.661   | 129.684 | 44.126 | 93.913  | 49.513 | 2:14.300  | +2.657     | 207.692 | 9:41:30.686  |
| 14  | 40.394   | 139.823 | 42.748 | 89.925  | 48.501 | 2:11.643  |            | 211.350 | 9:43:42.329  |
| 15  | 40.187   | 132.790 | 43.161 | 93.588  | 49.163 | 2:12.511  | +0.868     | 217.304 | 9:45:54.840  |
| 16  | 43.677   | 125.006 | 44.058 | 91.293  | 48.054 | 2:15.789  | +4.146     | 212.181 | 9:48:10.629  |
| p17 | 40.973   | 133.590 | 43.476 | 91.062  |        | 2:17.198  | +5.555     | 196.721 | 9:50:27.827  |
| 18  |          | 123.200 | 44.292 | 94.737  | 49.574 | 55:35.684 | +53:24.041 |         | 10:46:03.511 |
| 19  | 40.450   | 128.333 | 42.808 | 97.649  | 48.792 | 2:12.050  | +0.407     | 219.512 | 10:48:15.561 |
| 20  | 40.362   | 131.064 | 43.418 | 100.840 | 49.777 | 2:13.557  | +1.914     | 212.598 | 10:50:29.118 |
| 21  | 40.419   | 133.109 | 42.670 | 96.601  | 48.781 | 2:11.870  | +0.227     | 217.742 | 10:52:40.988 |
| 22  | 40.049   | 129.382 | 42.734 | 98.992  | 48.973 | 2:11.756  | +0.113     | 225.941 | 10:54:52.744 |
| 23  | 40.871   | 131.219 | 42.712 | 103.746 | 48.722 | 2:12.305  | +0.662     | 204.934 | 10:57:05.049 |
| 24  | 41.016   | 136.889 | 43.177 | 100.840 | 49.131 | 2:13.324  | +1.681     | 204.545 | 10:59:18.373 |
| 25  | 40.888   | 127.595 | 43.140 | 99.631  | 49.171 | 2:13.199  | +1.556     | 213.439 | 11:01:31.572 |

(69)

|   |        |         |        |        |        |          |        |         |             |
|---|--------|---------|--------|--------|--------|----------|--------|---------|-------------|
| 1 | 46.399 | 138.254 | 42.187 | 98.004 | 47.583 | 2:16.169 | +6.471 | 177.340 | 9:02:37.398 |
| 2 | 40.271 | 129.836 | 42.481 | 94.987 | 47.356 | 2:10.108 | +0.410 | 205.714 | 9:04:47.506 |
| 3 | 39.985 | 131.686 | 42.064 | 99.448 | 47.649 | 2:09.698 |        | 213.439 | 9:06:57.204 |
| 4 | 40.298 | 130.141 | 42.307 | 95.830 | 48.549 | 2:11.154 | +1.456 | 207.692 | 9:09:08.358 |

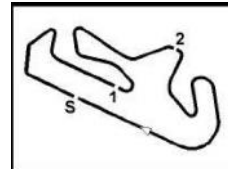
Chief of Timing &amp; Scoring

Timegear

Race Director

Stewards

Licensed to: Autodromo Internacional do Algarve


**Algarve Classic Festival 2013**

GT &amp; SPORT CAR CUP

AIA - FIA FAST/FAST 4.653 Km

RACE

20/10/2013 09:00

Race (2:00:00 Time) started at 9:00:20

| Lap   | S1     | Spd P1  | S2     | Spd P2 | S3       | Lap Tm   | Diff      | MaxSpd  | Time of Day |
|-------|--------|---------|--------|--------|----------|----------|-----------|---------|-------------|
| 5     | 40.530 | 129.684 | 42.259 | 98.630 | 47.736   | 2:10.525 | +0.827    | 206.501 | 9:11:18.883 |
| 6     | 40.625 | 129.231 | 42.569 | 98.540 | 47.530   | 2:10.724 | +1.026    | 205.323 | 9:13:29.607 |
| 7     | 40.077 | 127.448 | 42.356 | 95.745 | 47.625   | 2:10.058 | +0.360    | 212.598 | 9:15:39.665 |
| 8     | 40.939 | 128.631 | 42.593 | 98.630 | 47.417   | 2:10.949 | +1.251    | 216.433 | 9:17:50.614 |
| 9     | 40.464 | 126.865 | 42.406 | 99.356 | 48.115   | 2:10.985 | +1.287    | 209.709 | 9:20:01.599 |
| 10    | 40.494 | 128.780 | 42.616 | 97.385 | 47.630   | 2:10.740 | +1.042    | 209.302 | 9:22:12.339 |
| 11    | 40.540 | 127.595 | 42.764 | 98.271 | 48.931   | 2:12.235 | +2.537    | 207.294 | 9:24:24.574 |
| 12    | 41.575 | 130.141 | 43.057 | 96.948 | 47.539   | 2:12.171 | +2.473    | 211.765 | 9:26:36.745 |
| 13    | 41.236 | 130.141 | 42.501 | 98.540 | 47.619   | 2:11.356 | +1.658    | 217.304 | 9:28:48.101 |
| 14    | 40.615 | 123.337 | 42.578 | 95.154 | 47.698   | 2:10.891 | +1.193    | 213.018 | 9:30:58.992 |
| 15    | 40.202 | 128.780 | 43.185 | 96.429 | 47.447   | 2:10.834 | +1.136    | 214.286 | 9:33:09.826 |
| 16    | 40.302 | 127.742 | 42.481 | 95.406 | 47.472   | 2:10.255 | +0.557    | 213.018 | 9:35:20.081 |
| 17    | 40.490 | 128.930 | 42.218 | 96.171 | 47.385   | 2:10.093 | +0.395    | 207.294 | 9:37:30.174 |
| 18    | 40.296 | 130.755 | 43.084 | 97.826 | 47.640   | 2:11.020 | +1.322    | 212.181 | 9:39:41.194 |
| 19    | 40.467 | 121.712 | 42.761 | 97.738 | 47.623   | 2:10.851 | +1.153    | 212.181 | 9:41:52.045 |
| p20   | 40.298 | 124.865 | 42.394 | 98.992 |          | 2:19.018 | +9.320    | 215.139 | 9:44:11.063 |
| (22)  |        |         |        |        |          |          |           |         |             |
| 1     | 54.433 | 115.620 | 52.342 | 79.823 | 59.577   | 2:46.352 | +9.900    | 137.405 | 9:03:14.424 |
| 2     | 50.501 | 109.241 | 52.835 | 79.063 | 58.913   | 2:42.249 | +5.797    | 167.963 | 9:05:56.673 |
| 3     | 51.868 | 111.549 | 53.845 | 80.178 | 58.896   | 2:44.609 | +8.157    | 147.743 | 9:08:41.282 |
| 4     | 50.637 | 120.653 | 54.310 | 78.204 | 1:00.656 | 2:45.603 | +9.151    | 165.644 | 9:11:26.885 |
| 5     | 50.532 | 117.707 | 52.487 | 84.706 | 58.344   | 2:41.363 | +4.911    | 173.633 | 9:14:08.248 |
| 6     | 49.664 | 125.572 | 54.803 | 80.119 | 1:01.221 | 2:45.688 | +9.236    | 157.205 | 9:16:53.936 |
| 7     | 49.845 | 123.337 | 55.623 | 77.754 | 57.414   | 2:42.882 | +6.430    | 166.667 | 9:19:36.818 |
| 8     | 54.111 | 133.590 | 51.997 | 75.843 | 59.145   | 2:45.253 | +8.801    | 151.473 | 9:22:22.071 |
| 9     | 50.854 |         | 52.999 | 88.670 | 56.143   | 2:39.996 | +3.544    | 166.154 | 9:25:02.067 |
| 10    | 49.754 | 127.302 | 51.836 | 96.085 | 57.979   | 2:39.569 | +3.117    | 177.049 | 9:27:41.636 |
| 11    | 52.539 | 126.143 | 51.381 | 82.759 | 56.624   | 2:40.544 | +4.092    | 162.406 | 9:30:22.180 |
| 12    | 49.782 | 126.287 | 51.600 | 85.782 | 57.474   | 2:38.856 | +2.404    | 168.750 | 9:33:01.036 |
| 13    | 50.842 | 124.865 | 54.005 | 86.538 | 58.191   | 2:43.038 | +6.586    | 178.512 | 9:35:44.074 |
| 14    | 49.060 | 112.798 | 51.118 | 91.139 | 56.274   | 2:36.452 |           | 177.632 | 9:38:20.526 |
| 15    | 54.681 | 132.315 | 51.266 | 85.106 | 57.558   | 2:43.505 | +7.053    | 177.049 | 9:41:04.031 |
| 16    | 51.870 | 137.058 | 51.280 | 87.449 | 58.476   | 2:41.626 | +5.174    | 160.475 | 9:43:45.657 |
| p17   | 49.399 | 124.444 | 51.395 | 85.308 |          | 2:46.379 | +9.927    | 182.125 | 9:46:32.036 |
| p18   |        | 110.438 | 55.495 | 83.916 |          | 8:20.929 | +5:44.477 |         | 9:54:52.965 |
| p19   |        | 120.653 | 56.838 | 71.146 |          | 3:35.747 | +59.295   |         | 9:58:28.712 |
| (156) |        |         |        |        |          |          |           |         |             |
| 1     | 52.747 | 120.916 | 48.291 | 92.943 | 52.446   | 2:33.484 | +13.525   | 142.668 | 9:02:58.296 |
| 2     | 44.121 | 117.209 | 47.590 | 98.992 | 53.681   | 2:25.392 | +5.433    | 205.714 | 9:05:23.688 |
| 3     | 43.319 | 127.156 | 45.822 | 96.515 | 51.994   | 2:21.135 | +1.176    | 207.294 | 9:07:44.823 |
| 4     | 43.888 | 120.260 | 45.871 | 96.429 | 52.024   | 2:21.783 | +1.824    | 196.007 | 9:10:06.606 |
| 5     | 43.266 | 124.166 | 46.108 | 90.528 | 51.382   | 2:20.756 | +0.797    | 193.548 | 9:12:27.362 |
| 6     | 44.381 | 125.147 | 46.079 | 90.756 | 51.687   | 2:22.147 | +2.188    | 203.008 | 9:14:49.509 |
| 7     | 43.227 | 121.313 | 45.407 | 93.103 | 51.325   | 2:19.959 |           | 193.896 | 9:17:09.468 |
| 8     | 42.868 | 125.006 | 46.591 | 87.449 | 51.535   | 2:20.994 | +1.035    | 198.529 | 9:19:30.462 |
| 9     | 43.230 | 126.720 | 45.830 | 86.538 | 51.084   | 2:20.144 | +0.185    | 192.513 | 9:21:50.606 |

Chief of Timing &amp; Scoring

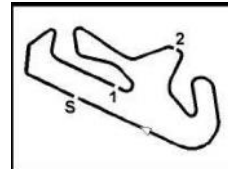
Timegear

Race Director

Stewards

Licensed to: Autodromo Internacional do Algarve





Algarve Classic Festival 2013

GT & SPORT CAR CUP

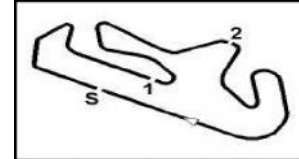
AIA - FIA FAST/FAST 4.653 Km

RACE

20/10/2013 09:00

Race (2:00:00 Time) started at 9:00:20

| Lap  | S1     | Spd P1  | S2     | Spd P2  | S3     | Lap Tm   | Diff    | MaxSpd  | Time of Day |
|------|--------|---------|--------|---------|--------|----------|---------|---------|-------------|
| (83) |        |         |        |         |        |          |         |         |             |
| 1    | 50.316 | 140.354 | 45.872 | 97.826  | 50.405 | 2:26.593 | +11.226 | 160.237 | 9:02:48.908 |
| 2    | 42.109 | 130.294 | 44.867 | 99.815  | 50.194 | 2:17.170 | +1.803  | 203.008 | 9:05:06.078 |
| 3    | 42.245 | 133.430 | 44.635 | 97.297  | 49.927 | 2:16.807 | +1.440  | 205.323 | 9:07:22.885 |
| 4    | 41.694 | 137.739 | 44.527 | 95.406  | 50.073 | 2:16.294 | +0.927  | 204.934 | 9:09:39.179 |
| 5    | 41.786 | 133.269 | 43.899 | 98.630  | 49.682 | 2:15.367 |         | 210.526 | 9:11:54.546 |
| 6    | 41.433 | 138.947 | 44.950 | 100.186 | 49.639 | 2:16.022 | +0.655  | 211.350 | 9:14:10.568 |



# Algarve Classic Festival 2013

GT & SPORT CAR CUP

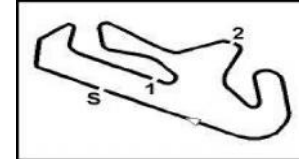
AIA - FIA FAST/FAST 4.653 Km

RACE

20/10/2013 09:00

Race (2:00:00 Time) started at 9:00:20

| Competitors | Laps |     |     |     |     |     |     |     |     |     |     |     |     |     |     |     |     |     |     |     |     |     |     |     |     |     |     |     |     |     |     |     |     |     |     |     |     |     |     |     |     |     |     |     |     |    |  |  |  |  |
|-------------|------|-----|-----|-----|-----|-----|-----|-----|-----|-----|-----|-----|-----|-----|-----|-----|-----|-----|-----|-----|-----|-----|-----|-----|-----|-----|-----|-----|-----|-----|-----|-----|-----|-----|-----|-----|-----|-----|-----|-----|-----|-----|-----|-----|-----|----|--|--|--|--|
|             | 0    | 1   | 2   | 3   | 4   | 5   | 6   | 7   | 8   | 9   | 10  | 11  | 12  | 13  | 14  | 15  | 16  | 17  | 18  | 19  | 20  | 21  | 22  | 23  | 24  | 25  | 26  | 27  | 28  | 29  | 30  | 31  | 32  | 33  | 34  | 35  | 36  | 37  | 38  |     |     |     |     |     |     |    |  |  |  |  |
| (69)        | 1    | 69  | 69  | 69  | 69  | 69  | 69  | 69  | 69  | 69  | 69  | 69  | 69  | 69  | 69  | 69  | 69  | 69  | 69  | 69  | 69  | 11  | 11  | 11  | 11  | 11  | 11  | 11  | 11  | 11  | 11  | 11  | 11  | 11  | 11  | 11  | 11  | 11  | 11  | 11  |     |     |     |     |     |    |  |  |  |  |
| (85)        | 2    | 85  | 85  | 85  | 31  | 31  | 31  | 31  | 31  | 31  | 31  | 31  | 31  | 31  | 31  | 31  | 31  | 31  | 31  | 31  | 56  | 70  | 31  | 31  | 31  | 31  | 31  | 31  | 31  | 31  | 31  | 31  | 11  | 11  | 11  | 11  | 67  | 11  | 11  | 11  | 11  |     |     |     |     |    |  |  |  |  |
| (87)        | 3    | 87  | 31  | 31  | 83  | 83  | 83  | 83  | 11  | 11  | 11  | 56  | 56  | 56  | 56  | 56  | 56  | 56  | 56  | 56  | 70  | 11  | 56  | 56  | 56  | 56  | 56  | 56  | 56  | 56  | 56  | 56  | 67  | 67  | 67  | 67  | 11  | 31  | 31  | 31  | 31  |     |     |     |     |    |  |  |  |  |
| (83)        | 4    | 83  | 83  | 83  | 70  | 70  | 70  | 11  | 68  | 68  | 56  | 70  | 70  | 70  | 70  | 70  | 70  | 70  | 70  | 31  | 31  | 70  | 70  | 61  | 61  | 67  | 67  | 67  | 67  | 67  | 67  | 67  | 56  | 56  | 56  | 56  | 56  | 56  | 56  | 56  | 56  | 56  |     |     |     |    |  |  |  |  |
| (11)        | 5    | 11  | 70  | 70  | 56  | 68  | 11  | 70  | 70  | 56  | 68  | 68  | 68  | 68  | 68  | 68  | 68  | 68  | 68  | 11  | 67  | 61  | 61  | 70  | 67  | 61  | 61  | 61  | 61  | 61  | 61  | 61  | 61  | 61  | 61  | 61  | 61  | 61  | 61  | 61  | 61  | 61  | 61  |     |     |    |  |  |  |  |
| (31)        | 6    | 31  | 56  | 56  | 68  | 11  | 68  | 68  | 56  | 70  | 70  | 66  | 66  | 66  | 66  | 66  | 66  | 11  | 11  | 11  | 68  | 66  | 34  | 68  | 68  | 70  | 70  | 68  | 68  | 68  | 68  | 68  | 68  | 68  | 68  | 68  | 66  | 61  | 61  | 61  | 68  | 68  |     |     |     |    |  |  |  |  |
| (64)        | 7    | 64  | 66  | 68  | 11  | 56  | 56  | 56  | 66  | 66  | 66  | 64  | 64  | 64  | 64  | 64  | 11  | 66  | 66  | 67  | 67  | 56  | 68  | 67  | 67  | 68  | 68  | 70  | 70  | 66  | 66  | 66  | 66  | 66  | 66  | 66  | 66  | 66  | 66  | 66  | 66  | 66  | 66  | 66  |     |    |  |  |  |  |
| (56)        | 8    | 56  | 11  | 66  | 66  | 66  | 66  | 66  | 64  | 64  | 156 | 67  | 67  | 67  | 67  | 67  | 67  | 67  | 67  | 66  | 66  | 34  | 66  | 66  | 66  | 66  | 66  | 66  | 66  | 70  | 64  | 70  | 70  | 64  | 64  | 64  | 64  | 64  | 64  | 64  | 64  | 64  | 64  | 64  |     |    |  |  |  |  |
| (70)        | 9    | 70  | 64  | 11  | 64  | 64  | 64  | 64  | 156 | 156 | 64  | 71  | 71  | 61  | 61  | 71  | 11  | 71  | 88  | 88  | 88  | 88  | 61  | 67  | 64  | 64  | 64  | 64  | 64  | 70  | 88  | 64  | 70  | 70  | 70  | 70  | 70  | 70  | 70  | 70  | 70  | 70  | 70  | 70  | 70  |    |  |  |  |  |
| (156)       | 10   | 156 | 68  | 64  | 156 | 156 | 156 | 156 | 71  | 71  | 71  | 61  | 61  | 71  | 88  | 71  | 88  | 34  | 34  | 34  | 34  | 68  | 64  | 88  | 88  | 88  | 88  | 88  | 88  | 88  | 88  | 88  | 88  | 88  | 88  | 88  | 88  | 88  | 88  | 88  | 88  | 88  | 88  | 88  | 88  |    |  |  |  |  |
| (61)        | 11   | 61  | 87  | 156 | 88  | 71  | 71  | 71  | 88  | 67  | 67  | 88  | 88  | 88  | 61  | 88  | 34  | 40  | 64  | 64  | 64  | 64  | 88  | 71  | 71  | 71  | 40  | 40  | 40  | 40  | 87  | 87  | 88  | 88  | 88  | 88  | 88  | 87  | 40  | 40  | 40  | 40  | 40  | 40  | 40  |    |  |  |  |  |
| (66)        | 12   | 66  | 61  | 88  | 71  | 88  | 88  | 88  | 67  | 61  | 61  | 11  | 11  | 11  | 11  | 34  | 40  | 64  | 40  | 61  | 61  | 88  | 71  | 34  | 34  | 40  | 34  | 87  | 87  | 87  | 40  | 40  | 40  | 40  | 40  | 40  | 40  | 40  | 40  | 40  | 40  | 40  | 40  | 40  | 40  | 40 |  |  |  |  |
| (68)        | 13   | 68  | 156 | 71  | 61  | 61  | 61  | 61  | 61  | 88  | 88  | 34  | 34  | 34  | 34  | 40  | 64  | 61  | 61  | 40  | 71  | 71  | 841 | 841 | 841 | 34  | 87  | 34  | 34  | 34  | 841 | 841 | 841 | 841 | 841 | 841 | 841 | 841 | 841 | 841 | 841 | 841 | 841 | 841 | 841 |    |  |  |  |  |
| (71)        | 14   | 71  | 88  | 61  | 67  | 67  | 67  | 67  | 34  | 34  | 34  | 87  | 87  | 87  | 87  | 61  | 61  | 71  | 71  | 71  | 40  | 841 | 40  | 40  | 40  | 841 | 841 | 841 | 841 | 841 | 34  | 34  | 34  | 34  | 34  | 34  | 34  | 34  | 34  | 34  | 34  | 34  | 34  | 34  | 34  | 34 |  |  |  |  |
| (88)        | 15   | 88  | 71  | 87  | 34  | 34  | 34  | 34  | 40  | 40  | 87  | 40  | 40  | 40  | 40  | 841 | 841 | 841 | 841 | 841 | 841 | 40  | 87  | 87  | 87  | 87  | 21  | 21  | 21  | 21  | 21  | 21  | 21  | 21  | 21  | 21  | 21  | 21  | 21  | 21  | 21  | 21  | 21  | 21  | 21  | 21 |  |  |  |  |
| (40)        | 16   | 40  | 67  | 34  | 40  | 40  | 40  | 40  | 87  | 87  | 40  | 841 | 841 | 841 | 841 | 21  | 21  | 21  | 21  | 21  | 87  | 87  | 21  | 21  | 21  | 21  | 71  | 71  | 71  | 71  |     |     |     |     |     |     |     |     |     |     |     |     |     |     |     |    |  |  |  |  |
| (34)        | 17   | 34  | 34  | 67  | 87  | 87  | 87  | 87  | 841 | 841 | 841 | 21  | 21  | 21  | 21  | 87  | 87  | 22  | 22  | 87  | 21  | 21  | 85  | 85  | 85  | 85  | 85  |     |     |     |     |     |     |     |     |     |     |     |     |     |     |     |     |     |     |    |  |  |  |  |
| (841)       | 18   | 841 | 841 | 40  | 841 | 841 | 841 | 841 | 21  | 21  | 21  | 22  | 22  | 22  | 22  | 22  | 22  | 87  | 87  | 22  | 22  | 85  |     |     |     |     |     |     |     |     |     |     |     |     |     |     |     |     |     |     |     |     |     |     |     |    |  |  |  |  |
| (67)        | 19   | 67  | 40  | 841 | 85  | 21  | 21  | 21  | 22  | 22  | 22  | 85  | 85  | 85  | 85  | 85  | 85  | 85  | 85  | 85  |     |     |     |     |     |     |     |     |     |     |     |     |     |     |     |     |     |     |     |     |     |     |     |     |     |    |  |  |  |  |
| (21)        | 20   | 21  | 21  | 21  | 21  | 22  | 22  | 22  | 85  | 85  | 85  |     |     |     |     |     |     |     |     |     |     |     |     |     |     |     |     |     |     |     |     |     |     |     |     |     |     |     |     |     |     |     |     |     |     |    |  |  |  |  |
| (22)        | 21   | 22  | 22  | 22  | 22  | 85  | 85  | 85  |     |     |     |     |     |     |     |     |     |     |     |     |     |     |     |     |     |     |     |     |     |     |     |     |     |     |     |     |     |     |     |     |     |     |     |     |     |    |  |  |  |  |



# Algarve Classic Festival 2013

GT & SPORT CAR CUP

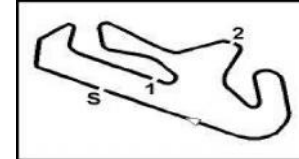
RACE

Race (2:00:00 Time) started at 9:00:20

AIA - FIA FAST/FAST 4.653 Km

20/10/2013 09:00

| Competitors | Laps |     |     |     |     |     |     |     |     |     |     |     |     |     |
|-------------|------|-----|-----|-----|-----|-----|-----|-----|-----|-----|-----|-----|-----|-----|
|             | 39   | 40  | 41  | 42  | 43  | 44  | 45  | 46  | 47  | 48  | 49  | 50  | 51  | 52  |
| (69)        | 1    | 67  | 67  | 67  | 67  | 67  | 11  | 11  | 11  | 11  | 11  | 11  | 11  | 11  |
| (85)        | 2    | 11  | 11  | 11  | 11  | 11  | 67  | 67  | 67  | 67  | 67  | 67  | 67  | 67  |
| (87)        | 3    | 31  | 31  | 31  | 31  | 31  | 56  | 56  | 56  | 56  | 56  | 56  | 61  | 61  |
| (83)        | 4    | 56  | 56  | 56  | 56  | 56  | 61  | 61  | 61  | 61  | 61  | 61  | 87  | 87  |
| (11)        | 5    | 61  | 61  | 61  | 61  | 61  | 31  | 87  | 87  | 87  | 87  | 87  | 56  | 56  |
| (31)        | 6    | 70  | 70  | 70  | 70  | 70  | 87  | 70  | 70  | 70  | 70  | 70  | 70  | 70  |
| (64)        | 7    | 64  | 64  | 64  | 87  | 87  | 70  | 64  | 64  | 66  | 66  | 68  | 68  | 68  |
| (56)        | 8    | 66  | 87  | 87  | 64  | 64  | 64  | 66  | 66  | 68  | 68  | 64  | 64  | 64  |
| (70)        | 9    | 87  | 66  | 66  | 66  | 66  | 66  | 68  | 68  | 64  | 64  | 66  | 66  | 66  |
| (156)       | 10   | 68  | 68  | 68  | 68  | 68  | 68  | 31  | 31  | 31  | 31  | 31  | 31  | 31  |
| (61)        | 11   | 40  | 40  | 40  | 40  | 40  | 40  | 40  | 40  | 40  | 40  | 40  | 40  | 40  |
| (66)        | 12   | 34  | 34  | 34  | 34  | 34  | 34  | 34  | 34  | 34  | 34  | 34  | 34  | 34  |
| (68)        | 13   | 88  | 88  | 88  | 88  | 88  | 88  | 88  | 88  | 88  | 88  | 88  | 88  | 88  |
| (71)        | 14   | 841 | 841 | 841 | 841 | 841 | 841 | 841 | 841 | 841 | 841 | 841 | 841 | 841 |
| (88)        | 15   | 21  | 21  | 21  | 21  | 21  | 21  | 21  | 21  | 21  | 21  | 21  | 21  | 21  |
| (40)        | 16   |     |     |     |     |     |     |     |     |     |     |     |     |     |
| (34)        | 17   |     |     |     |     |     |     |     |     |     |     |     |     |     |
| (841)       | 18   |     |     |     |     |     |     |     |     |     |     |     |     |     |
| (67)        | 19   |     |     |     |     |     |     |     |     |     |     |     |     |     |
| (21)        | 20   |     |     |     |     |     |     |     |     |     |     |     |     |     |
| (22)        | 21   |     |     |     |     |     |     |     |     |     |     |     |     |     |



# Algarve Classic Festival 2013

GT & SPORT CAR CUP

AIA - FIA FAST/FAST 4.653 Km

RACE OFFICIAL

20/10/2013 09:00

Race (2:00:00 Time) started at 9:00:20

| Pos | No. | Driver 1     | Nat. | Driver 2              | Car / Model           | CC   | Class | PIC | Laps | Total Tm    | Diff    | Best Tm  | In Lap |
|-----|-----|--------------|------|-----------------------|-----------------------|------|-------|-----|------|-------------|---------|----------|--------|
| 1   | 11  | F.Wakeman    | GB   | P.Blakeney'Edwards    | Jaguar E-Type         | 3800 | GT4   | 1   | 52   | 2:01:55.075 |         | 2:14.110 | 19     |
| 2   | 61  | S.Orebi Gann | GB   | M.Bell                | Morgan Plus 4 SLR     | 2200 | GT3   | 1   | 51   | 2:01:33.841 | 1 Lap   | 2:17.261 | 36     |
| 3   | 87  | D.Hood       | GB   | A.Buncombe/C.Ward     | Jaguar E-Type         | 3800 | GT4   | 2   | 51   | 2:01:49.892 | 1 Lap   | 2:08.562 | 49     |
| 4   | 67  | G.Nolte      | DE   | F.Stippler            | Jaguar E-Type         | 3800 | GT4   | 3   | 51   | 2:02:00.829 | 1 Lap   | 2:09.683 | 35     |
| 5   | 56  | C.Clarkson   | GB   | T.Williams/D.Smithies | Austin Healey         | 2963 | GT3   | 2   | 51   | 2:02:11.749 | 1 Lap   | 2:17.503 | 26     |
| 6   | 70  | D.Kremer     | CH   | G.Kremer              | Morgan Plus 4         | 2200 | GT3   | 3   | 50   | 2:00:57.532 | 2 Laps  | 2:18.274 | 44     |
| 7   | 68  | A.Bell       | GB   | P.Bradfield           | Iso Grifo A3C         | 5354 | GT4   | 4   | 50   | 2:02:00.708 | 2 Laps  | 2:18.233 | 5      |
| 8   | 64  | J.Emberson   | GB   | B.Wykham              | Morgan Plus 4 SLR     | 2188 | GT3   | 4   | 50   | 2:02:27.757 | 2 Laps  | 2:18.476 | 37     |
| 9   | 66  | R.Rawe       | GB   |                       | Aston Martin DB4      |      | GT4   | 5   | 49   | 2:00:08.134 | 3 Laps  | 2:20.877 | 44     |
| 10  | 31  | P.Hocking    | GB   | G.Burnett/J. Izaks    | Abarth-Simca          |      | GT2   | 1   | 49   | 2:01:16.925 | 3 Laps  | 2:14.901 | 22     |
| 11  | 40  | B.Stephens   | GB   | W.Stephens            | Porsche 356           | 1600 | GT2   | 2   | 48   | 2:00:55.896 | 4 Laps  | 2:23.555 | 40     |
| 12  | 34  | B.Lambert    | GB   | Barbara L.            | MG B                  | 1840 | GT2   | 3   | 48   | 2:01:23.661 | 4 Laps  | 2:22.599 | 43     |
| 13  | 88  | J.Cooke      | GB   |                       | Shelby Mustang 350 GT |      | GT4   | 6   | 47   | 2:01:11.159 | 5 Laps  | 2:21.085 | 12     |
| 14  | 841 | J.Hitch      | GB   | B.Birrell             | MG B                  | 1840 | GT2   | 4   | 47   | 2:04:05.336 | 5 Laps  | 2:28.383 | 2      |
| 15  | 21  | P.Bason      | GB   | T.Barrington          | Lotus Elite           | 1216 | GT1   | 1   | 46   | 2:02:17.549 | 6 Laps  | 2:29.926 | 31     |
| 16  | 71  | A.Ross Jones | GB   | D.Ross Jones          | Triumph TR4           | 2188 | GT3   | 5   | 28   | 1:20:26.845 | 24 Laps | 2:21.437 | 11     |
| 17  | 85  | J.Welch      | GB   | M.Pangborn            | Jaguar E Type         | 3800 | GT4   | 7   | 25   | 2:01:10.778 | 27 Laps | 2:11.643 | 14     |
| 18  | 69  | L.Kinch      | CA   | N.Kinch               | Jaguar E-Type         | 3800 | GT4   | 8   | 20   | 43:50.269   | 32 Laps | 2:09.698 | 3      |
| 19  | 22  | J.Moyes      | GB   |                       | Porsche 356/Speedster | 1600 | GT1   | 2   | 19   | 58:07.918   | 33 Laps | 2:36.452 | 14     |
| 20  | 156 | G.McCulloch  | GB   | P.Blakeney'Edwards    | Maserati 200SI        | 2500 | SP2   | 1   | 9    | 21:29.812   | 43 Laps | 2:19.959 | 7      |
| 21  | 83  | B.Shuckburgh | GB   | A.Ruhan               | Jaguar E Type         | 3800 | GT4   | 9   | 6    | 13:49.774   | 46 Laps | 2:15.367 | 5      |

CARS N. 11 and 67 - 60s PENALTY, STEWARDS DECISIONS N. 23 and 22  
 CAR N. 841 - 120s PENALTY, STEWARDS DECISION N.21

Chief of Timing & Scoring

Race Director

Stewards

Timegear

HORA DE AFIXACAO:

# Algarve Classic Festival 2013

GT & SPORT CAR CUP

AIA - FIA FAST/FAST 4.653 Km

RACE

20/10/2013 09:00

Race (2:00:00 Time) started at 9:00:20

| Pos | No. | Driver 1     | Nat. | Driver 2              | Car / Model           | CC   | Class | PIC | Laps | Total Tm    | Diff    | Best Tm  | In Lap |
|-----|-----|--------------|------|-----------------------|-----------------------|------|-------|-----|------|-------------|---------|----------|--------|
| 1   | 11  | F.Wakeman    | GB   | P.Blakeney'Edwards    | Jaguar E-Type         | 3800 | GT4   | 1   | 52   | 2:01:55.075 |         | 2:14.110 | 19     |
| 2   | 61  | S.Orebi Gann | GB   | M.Bell                | Morgan Plus 4 SLR     | 2200 | GT3   | 1   | 51   | 2:01:33.841 | 1 Lap   | 2:17.261 | 36     |
| 3   | 87  | D.Hood       | GB   | A.Buncombe/C.Ward     | Jaguar E-Type         | 3800 | GT4   | 2   | 51   | 2:01:49.892 | 1 Lap   | 2:08.562 | 49     |
| 4   | 67  | G.Nolte      | DE   | F.Stippler            | Jaguar E-Type         | 3800 | GT4   | 3   | 51   | 2:02:00.829 | 1 Lap   | 2:09.683 | 35     |
| 5   | 56  | C.Clarkson   | GB   | T.Williams/D.Smithies | Austin Healey         | 2963 | GT3   | 2   | 51   | 2:02:11.749 | 1 Lap   | 2:17.503 | 26     |
| 6   | 70  | D.Kremer     | CH   | G.Kremer              | Morgan Plus 4         | 2200 | GT3   | 3   | 50   | 2:00:57.532 | 2 Laps  | 2:18.274 | 44     |
| 7   | 68  | A.Bell       | GB   | P.Bradfield           | Iso Grifo A3C         | 5354 | GT4   | 4   | 50   | 2:02:00.708 | 2 Laps  | 2:18.233 | 5      |
| 8   | 64  | J.Emberson   | GB   | B.Wykham              | Morgan Plus 4 SLR     | 2188 | GT3   | 4   | 50   | 2:02:27.757 | 2 Laps  | 2:18.476 | 37     |
| 9   | 66  | R.Rawe       | GB   |                       | Aston Martin DB4      |      | GT4   | 5   | 49   | 2:00:08.134 | 3 Laps  | 2:20.877 | 44     |
| 10  | 31  | P.Hocking    | GB   | G.Burnett/J. Izaks    | Abarth-Simca          |      | GT2   | 1   | 49   | 2:01:16.925 | 3 Laps  | 2:14.901 | 22     |
| 11  | 40  | B.Stephens   | GB   | W.Stephens            | Porsche 356           | 1600 | GT2   | 2   | 48   | 2:00:55.896 | 4 Laps  | 2:23.555 | 40     |
| 12  | 34  | B.Lambert    | GB   | Barbara L.            | MG B                  | 1840 | GT2   | 3   | 48   | 2:01:23.661 | 4 Laps  | 2:22.599 | 43     |
| 13  | 88  | J.Cooke      | GB   |                       | Shelby Mustang 350 GT |      | GT4   | 6   | 47   | 2:01:11.159 | 5 Laps  | 2:21.085 | 12     |
| 14  | 841 | J.Hitch      | GB   | B.Birrell             | MG B                  | 1840 | GT2   | 4   | 47   | 2:04:05.336 | 5 Laps  | 2:28.383 | 2      |
| 15  | 21  | P.Bason      | GB   | T.Barrington          | Lotus Elite           | 1216 | GT1   | 1   | 46   | 2:02:17.549 | 6 Laps  | 2:29.926 | 31     |
| 16  | 71  | A.Ross Jones | GB   | D.Ross Jones          | Triumph TR4           | 2188 | GT3   | 5   | 28   | 1:20:26.845 | 24 Laps | 2:21.437 | 11     |
| 17  | 85  | J.Welch      | GB   | M.Pangborn            | Jaguar E Type         | 3800 | GT4   | 7   | 25   | 2:01:10.778 | 27 Laps | 2:11.643 | 14     |
| 18  | 69  | L.Kinch      | CA   | N.Kinch               | Jaguar E-Type         | 3800 | GT4   | 8   | 20   | 43:50.269   | 32 Laps | 2:09.698 | 3      |
| 19  | 22  | J.Moyes      | GB   |                       | Porsche 356/Speedster | 1600 | GT1   | 2   | 19   | 58:07.918   | 33 Laps | 2:36.452 | 14     |
| 20  | 156 | G.McCulloch  | GB   | P.Blakeney'Edwards    | Maserati 200SI        | 2500 | SP2   | 1   | 9    | 21:29.812   | 43 Laps | 2:19.959 | 7      |
| 21  | 83  | B.Shuckburgh | GB   | A.Ruhan               | Jaguar E Type         | 3800 | GT4   | 9   | 6    | 13:49.774   | 46 Laps | 2:15.367 | 5      |

CARS N. 11 and 67 - 60s PENALTY, STEWARDS DECISIONS N. 23 and 22  
 CAR N. 841 - 120s PENALTY, STEWARDS DECISION N.21

Chief of Timing & Scoring  
 Race Director  
 Stewards

HORA DE AFIXACAO:

Timegear