



Historic Race Meeting
Silverstone International Trophy

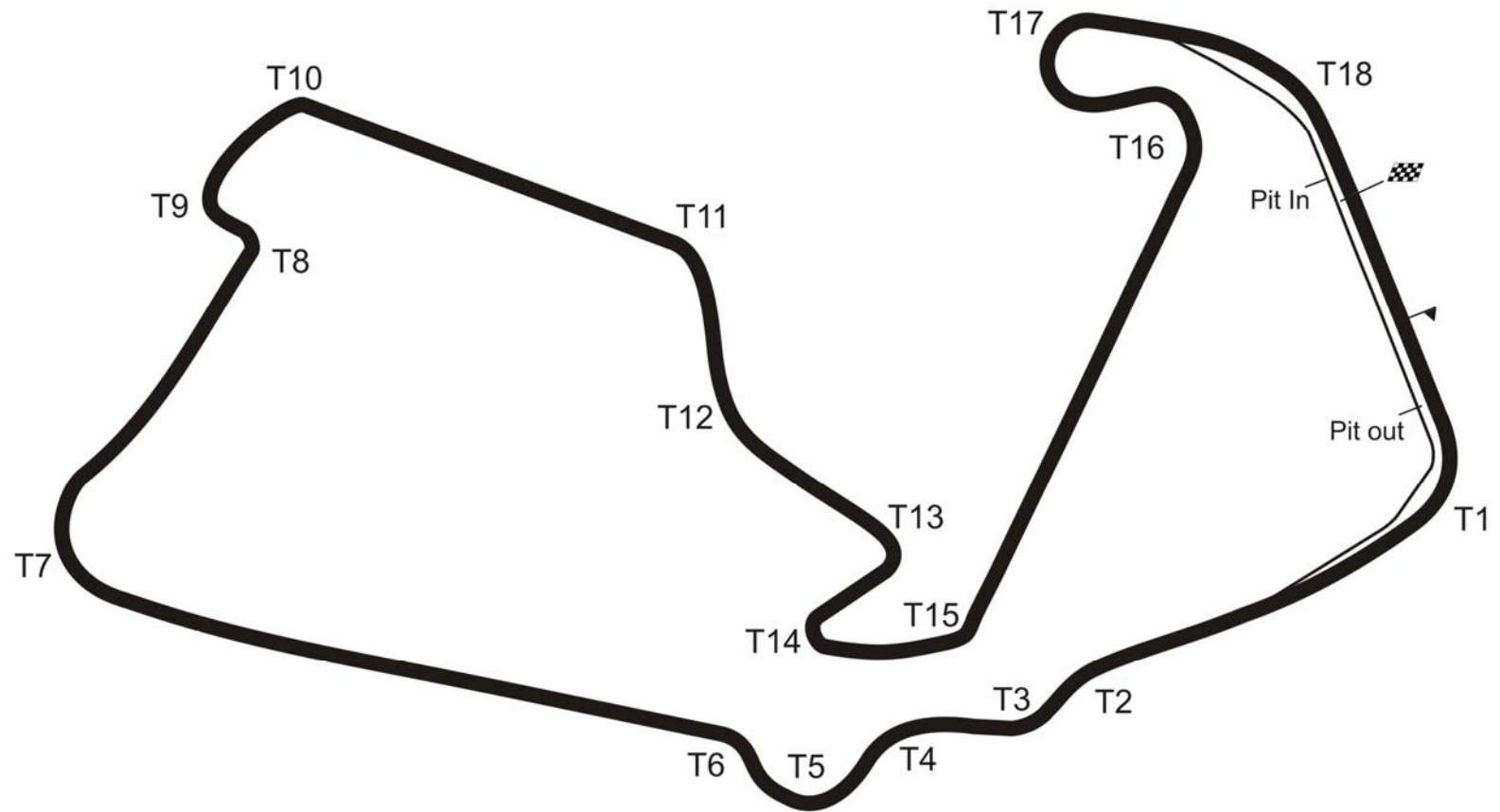
Silverstone
19/20 May 2012



Timing and Results by MST SYSTEMS Ltd
www.mstworld.com



SILVERSTONE GRAND PRIX CIRCUIT



LAP DISTANCE 3.640 MILES

Evans Waterless Coolant 70s Roadsports and Historic Roadsports

RACE 1 - QUALIFYING - Silverstone - 19/20 May 2012

POS	NO	CL	DRIVER	CAR	TIME	LAPS	GAP	MPH
1	24	7B	Charles BARTER	Datsun 240Z	2:52.508	8		66.42
2	15	7H	Ian JACOBS	Mercedes 450SL	2:52.860	8	0.352	66.28
3	9	7B	Julian BARTER	TVR 3000M	2:53.286	8	0.778	66.12
4	64	7A	Paul ANDERSON	Porsche 928	2:57.614	7	5.106	64.51
5	19	7A	Richard PLANT	Morgan Plus 8	2:59.571	8	7.063	63.81
6	11	HRC	Paul TOOMS	Lotus Elan	3:00.319	5	7.811	63.54
7	5	HRC	Peter SHAW	Lotus Elan S1	3:01.436	8	8.928	63.15
8	46	7C	Oliver FORD	Lotus Europa	3:01.910	8	9.402	62.99
9	157	HRA	Roddie FIELDEN	Morgan Plus 8	3:04.253	8	11.745	62.19
10	4	7A	Bruce STAPLETON	Morgan Plus 8	3:04.298	7	11.790	62.17
11	161	7D	Luke CLARK-BAGNALL	Triumph GT6 Mk3	3:05.996	7	13.488	61.60
12	27	7G	Mark HALSTEAD	Ginetta G4	3:07.923	7	15.415	60.97
13	72	HRC	Jim GATHERCOLE	Lotus Elan Plus 2	3:08.299	7	15.791	60.85
14	172	7C	James DEAN	Lotus Europa	3:09.565	7	17.057	60.44
15	69	HRC	Andy SHEPHERD	Lotus Seven S2	3:10.204	8	17.696	60.24
16	65	7B	Steve COOKE	TVR 3000M	3:11.766	7	19.258	59.75
17	6	HRC	Larry KENNEDY	Lotus Elan S4	3:12.221	7	19.713	59.61
18	1	7D	John THOMASON	Triumph GT6 MkIII	3:12.777	7	20.269	59.44
19	44	7C	Alan HARPER	Lotus Elan S4	3:13.117	7	20.609	59.33
20	28	7B	John HALL	Datsun 260Z	3:13.173	7	20.665	59.31
21	60	7F	Chris ALFORD	MG Midget	3:13.777	7	21.269	59.13
22	50	HRG	Vicky BROOKS	Lotus Elan	3:13.948	7	21.440	59.08
23	71	HRE	Dick COFFEY	Turner Mk1	3:13.960	7	21.452	59.07
24	26	HRC	Robert ROWE	Lotus Elan Elan S3	3:14.023	7	21.515	59.05
25	31	HRE	Ian BURFORD	MG Lenham Le Mans coupe	3:14.924	7	22.416	58.78
26	92	7D	Brian JARVIS	Porsche 924	3:15.015	7	22.507	58.75
27	14	7D	Ken RORRISON **	Alfa Romeo	3:16.578	7	24.070	58.29
28	32	HRC	Patrick WARD-BOOTH	Ginetta G4	3:17.062	7	24.554	58.14
29	96	HRD	Robi BERNBERG	TVR Grantura	3:17.153	7	24.645	58.12
30	40	7C	Bill BRAITHWAITE	Lotus Elan	3:17.370	7	24.862	58.05
31	36	HRG	Nick SLEEP	MG B	3:17.422	7	24.914	58.04
32	150	C	Rachel WATTS	Lotus Elan	3:18.327	7	25.819	57.77
33	61	HRC	Geoff SIZZEY	Turner Mk 3	3:19.692	7	27.184	57.38
34	91	HRF	Richard OWEN	Triumph TR2	3:19.912	7	27.404	57.31
35	35	7A	Robert GATE	Jaguar E Type	3:20.158	7	27.650	57.24
36	2	7C	Ross BRAITHWAITE	Lotus Europa	3:22.563	7	30.055	56.56
37	16	7B	Alan HERSEY	Reliant Scimitar 5a	3:22.625	7	30.117	56.55
38	48	7C	Ian KILPATRICK	Lotus Elan	3:23.636	7	31.128	56.27
39	22	HRE	Tony DAVIS	Austin Healey Sprite Mk1	3:24.556	7	32.048	56.01
40	45	7A	Graham BURGESS	Maserati Bora	3:24.659	7	32.151	55.99
41	7	7D	Mark OLDFIELD	Lancia Monte Carlo	3:24.823	6	32.315	55.94
42	57	HRG	Malcolm VEREY	Jenson 541R	3:24.838	7	32.330	55.94
43	76	7D	David ERWIN	Alfa Romeo 2000 GTV	3:26.135	7	33.627	55.58
44	39	HRG	Oliver EATON	MG B	3:26.210	7	33.702	55.56
45	81	7D	John DOBSON	Alfa Romeo 2000GTV	3:26.722	7	34.214	55.43
46	58	7D	Robert BARTER	Jensen Healey	3:27.259	5	34.751	55.28
47	20	HRD	Andy ATKINS	Triumph GT6	3:27.794	6	35.286	55.14
48	3	HRA	Martin EDRIDGE **	Ford Mustang	3:28.175	4	35.667	55.04
49	10	HRE	Peter BORNHAUSER	Ginetta G15	3:28.931	7	36.423	54.84
50	55	HRD	Johan DENEKAMP	Alfa Romeo GTV	3:29.362	7	36.854	54.73
51	37	HRD	Mervyn SELWYN	Porsche 911S	3:30.125	6	37.617	54.53
52	47	HRE	Ian FORD	Austin Healey Sprite	3:37.052	6	44.544	52.79
53	21	HRE	Peter CHAPPELL	Austin Healey Sprite Mk1	3:52.007	4	59.499	49.39
54	18	HRG	Emma SEVIER	MG B	3:57.380	6	1:04.872	48.27

DRIVERS MARKED ** HAVE NO WORKING TRANSPONDER
Weather/Track: Cloud/Damp

Silverstone
Circuit Length = 3.640 miles.
Start: 09:00 End: 09:20

Clerk of the Course:	Timekeeper:
----------------------	-------------

**Evans Waterless Coolant 70s Roadsports and Historic Roadsports
RACE 1 - QUALIFYING LAP ANALYSIS - Silverstone - 19/20 May 2012**

1	Thomason	Triumph GT6 MkIII
1 - X:00.000	6 - 3:19.311	
2 - 3:29.181	7 - 3:21.396	
3 - 3:14.873		
4 - 3:20.802		
5 - 3:12.777		
2	Braithwaite	Lotus Europa
1 - X:00.000	6 - 4:38.226	
2 - 3:31.520	7 - 3:22.563	
3 - 3:29.502		
4 - 3:25.672		
5 - 3:28.705P		
3	Edridge **	Ford Mustang
1 - X:00.000		
2 - 3:42.881		
3 - 3:28.175		
4 - X:00.000		
4	Stapleton	Morgan Plus 8
1 - X:00.000	6 - 3:04.298	
2 - 3:30.752	7 - 3:14.390	
3 - 3:14.370		
4 - 3:07.406		
5 - 3:08.827		
5	Shaw	Lotus Elan S1
1 - X:00.000	6 - 3:01.436	
2 - 3:16.748	7 - 3:14.817	
3 - 3:06.393	8 - 3:04.166	
4 - 3:05.629		
5 - 3:02.864		
6	Kennedy	Lotus Elan S4
1 - X:00.000	6 - 3:25.429	
2 - 3:27.302	7 - 3:12.221	
3 - 3:33.295		
4 - 3:20.433		
5 - 3:21.154		

DRIVERS MARKED ** HAVE NO WORKING TRANSPONDER
Weather/Track: Cloud/Damp

Evans Waterless Coolant 70s Roadsports and Historic Roadsports
RACE 1 - QUALIFYING LAP ANALYSIS - Silverstone - 19/20 May 2012
 (contd.)

7	Oldfield	Lancia Monte Carlo
1 - X:00.000	6 - 3:41.668P	
2 - 3:44.013		
3 - 3:24.823		
4 - 3:28.555		
5 - 3:27.222		
9	Barter	TVR 3000M
1 - X:00.000	6 - 3:02.397	
2 - 3:13.783	7 - 3:00.029	
3 - 2:58.399	8 - 2:53.286	
4 - 2:55.304		
5 - 2:53.571		
10	Bornhauser	Ginetta G15
1 - X:00.000	6 - 3:30.597	
2 - 3:42.184	7 - 3:28.931	
3 - 3:31.957		
4 - 3:36.892		
5 - 3:32.232		
11	Tooms	Lotus Elan
1 - X:00.000		
2 - 3:11.583		
3 - X:00.000		
4 - 3:02.906		
5 - 3:00.319		
14	Rorrison **	Alfa Romeo
1 - X:00.000	6 - 3:23.777	
2 - 3:38.196	7 - 3:16.578	
3 - 3:28.498		
4 - 3:29.101		
5 - 3:23.375		
15	Jacobs	Mercedes 450SL
1 - X:00.000	6 - 3:10.998	
2 - 3:05.247	7 - 2:57.096	
3 - 3:01.136	8 - 2:52.860	
4 - 2:58.989		
5 - 3:03.756		

DRIVERS MARKED ** HAVE NO WORKING TRANSPONDER
 Weather/Track: Cloud/Damp

Evans Waterless Coolant 70s Roadsports and Historic Roadsports
RACE 1 - QUALIFYING LAP ANALYSIS - Silverstone - 19/20 May 2012
 (contd.)

16	Hersey	Reliant Scimitar 5a
1 - X:00.000	6 - 3:33.495	
2 - 3:50.943	7 - 3:26.021	
3 - 3:31.982		
4 - 3:22.625		
5 - 3:33.288		
18	Sevier	MG B
1 - X:00.000	6 - 3:57.380	
2 - 4:18.845		
3 - 4:09.397		
4 - 4:05.512		
5 - 4:10.163		
19	Plant	Morgan Plus 8
1 - X:00.000	6 - 3:03.265	
2 - 3:22.330	7 - 3:18.465	
3 - 3:06.247	8 - 2:59.571	
4 - 2:59.964		
5 - 3:06.657		
20	Atkins	Triumph GT6
1 - X:00.000	6 - 3:34.346	
2 - 3:48.296		
3 - 3:27.794		
4 - 3:33.216		
5 - 3:56.165		
21	Chappell	Austin Healey Sprite Mk1
1 - X:00.000		
2 - 4:16.009		
3 - 3:52.410		
4 - 3:52.007		
22	Davis	Austin Healey Sprite Mk1
1 - X:00.000	6 - 3:26.458	
2 - 3:43.035	7 - 3:24.556	
3 - 3:32.963		
4 - 3:28.203		
5 - 3:31.429		

DRIVERS MARKED ** HAVE NO WORKING TRANSPONDER
Weather/Track: Cloud/Damp

Evans Waterless Coolant 70s Roadsports and Historic Roadsports
RACE 1 - QUALIFYING LAP ANALYSIS - Silverstone - 19/20 May 2012
 (contd.)

24	Barter	Datsun 240Z
1 - X:00.000	6 - 3:04.405	
2 - 3:16.656	7 - 2:58.367	
3 - 2:58.652	8 - 2:52.508	
4 - 2:55.141		
5 - 2:53.603		
26	Rowe	Lotus Elan Elan S3
1 - X:00.000	6 - 3:30.166	
2 - 3:14.023	7 - 3:15.494	
3 - 3:25.906		
4 - 3:23.831		
5 - 3:34.387		
27	Halstead	Ginetta G4
1 - X:00.000	6 - 3:14.118	
2 - 3:25.940	7 - 3:36.909	
3 - 3:07.923		
4 - 3:18.637		
5 - 3:16.630		
28	Hall	Datsun 260Z
1 - X:00.000	6 - 3:18.245	
2 - 3:31.436	7 - 3:13.173	
3 - 3:26.046		
4 - 3:19.764		
5 - 3:13.970		
31	Burford	MG Lenham Le Mans coupe
1 - X:00.000	6 - 3:18.344	
2 - 3:40.900	7 - 3:14.924	
3 - 3:22.767		
4 - 3:28.902		
5 - 3:21.878		
32	Ward-Booth	Ginetta G4
1 - X:00.000	6 - 3:23.036	
2 - 3:40.412	7 - 3:17.062	
3 - 3:31.051		
4 - 3:24.108		
5 - 3:24.970		

DRIVERS MARKED ** HAVE NO WORKING TRANSPONDER
Weather/Track: Cloud/Damp

Evans Waterless Coolant 70s Roadsports and Historic Roadsports
RACE 1 - QUALIFYING LAP ANALYSIS - Silverstone - 19/20 May 2012
 (contd.)

35	Gate	Jaguar E Type
1 - X:00.000	6 - 3:29.382	
2 - 3:31.948	7 - 3:20.158	
3 - 3:23.477		
4 - 3:23.753		
5 - 3:23.132		
36	Sleep	MG B
1 - X:00.000	6 - 3:31.585	
2 - 3:44.194	7 - 3:17.422	
3 - 3:31.559		
4 - 3:32.474		
5 - 3:25.423		
37	Selwyn	Porsche 911S
1 - X:00.000	6 - 3:46.145	
2 - 3:53.011		
3 - 3:32.867		
4 - 3:30.125		
5 - 4:04.329		
39	Eaton	MG B
1 - X:00.000	6 - 3:35.544	
2 - 3:51.402	7 - 3:26.210	
3 - 3:37.085		
4 - 3:36.462		
5 - 3:44.721		
40	Braithwaite	Lotus Elan
1 - X:00.000	6 - 3:21.604	
2 - 3:45.418	7 - 3:17.370	
3 - 3:38.974		
4 - 3:36.736		
5 - 3:29.205		
44	Harper	Lotus Elan S4
1 - X:00.000	6 - 3:13.117	
2 - 3:22.925	7 - 3:15.103	
3 - 3:17.585		
4 - 3:29.584		
5 - 3:16.724		

DRIVERS MARKED ** HAVE NO WORKING TRANSPONDER
Weather/Track: Cloud/Damp

Evans Waterless Coolant 70s Roadsports and Historic Roadsports
RACE 1 - QUALIFYING LAP ANALYSIS - Silverstone - 19/20 May 2012
 (contd.)

45	Burgess	Maserati Bora
1 - X:00.000	6 - 3:26.438	
2 - 3:26.174	7 - 3:24.659	
3 - 4:25.748		
4 - 3:30.601		
5 - 3:26.783		
46	Ford	Lotus Europa
1 - X:00.000	6 - 3:01.918	
2 - 3:13.671	7 - 3:13.043	
3 - 3:06.359	8 - 3:01.910	
4 - 3:03.289		
5 - 3:03.469		
47	Ford	Austin Healey Sprite
1 - X:00.000	6 - 3:37.052	
2 - 3:51.399		
3 - 3:43.366		
4 - 3:40.985		
5 - 3:43.600		
48	Kilpatrick	Lotus Elan
1 - X:00.000	6 - 3:29.561	
2 - 3:52.887	7 - 3:23.636	
3 - 3:30.664		
4 - 3:35.986		
5 - 3:34.696		
50	Brooks	Lotus Elan
1 - X:00.000	6 - 3:25.429	
2 - 4:08.280	7 - 3:13.948	
3 - 3:22.289		
4 - 3:18.848		
5 - 3:28.549		
55	Denekamp	Alfa Romeo GTV
1 - X:00.000	6 - 3:30.167	
2 - 3:52.613	7 - 3:30.378	
3 - 3:32.173		
4 - 3:29.362		
5 - 3:35.130		

DRIVERS MARKED ** HAVE NO WORKING TRANSPONDER
Weather/Track: Cloud/Damp

Evans Waterless Coolant 70s Roadsports and Historic Roadsports
RACE 1 - QUALIFYING LAP ANALYSIS - Silverstone - 19/20 May 2012
 (contd.)

57	Verey	Jenson 541R
1 - X:00.000	6 - 3:25.983	
2 - 3:38.505	7 - 3:25.470	
3 - 3:32.315		
4 - 3:25.681		
5 - 3:24.838		
58	Barter	Jensen Healey
1 - X:00.000		
2 - 3:40.519		
3 - 3:27.259		
4 - 3:27.972		
5 - 3:48.764P		
60	Alford	MG Midget
1 - X:00.000	6 - 3:14.990	
2 - 3:16.942	7 - 3:16.693	
3 - 3:16.715		
4 - 3:15.091		
5 - 3:13.777		
61	Sizzey	Turner Mk 3
1 - X:00.000	6 - 3:24.806	
2 - 3:30.129	7 - 3:25.511	
3 - 3:30.291		
4 - 3:19.692		
5 - 3:24.755		
64	Anderson	Porsche 928
1 - X:00.000	6 - 3:01.584	
2 - 3:24.532	7 - 3:17.156	
3 - 3:04.632		
4 - 3:00.977		
5 - 2:57.614		
65	Cooke	TVR 3000M
1 - X:00.000	6 - 3:15.617	
2 - 3:26.852	7 - 3:11.766	
3 - 3:25.167		
4 - 3:17.003		
5 - 3:21.083		

DRIVERS MARKED ** HAVE NO WORKING TRANSPONDER
Weather/Track: Cloud/Damp

Evans Waterless Coolant 70s Roadsports and Historic Roadsports
RACE 1 - QUALIFYING LAP ANALYSIS - Silverstone - 19/20 May 2012
 (contd.)

69	Shepherd	Lotus Seven S2
1 - X:00.000	6 - 3:18.260	
2 - 3:18.052	7 - 3:17.046	
3 - 3:13.595	8 - 3:12.135	
4 - 3:10.204		
5 - 3:12.839		
71	Coffey	Turner Mk1
1 - X:00.000	6 - 3:23.476	
2 - 3:26.204	7 - 3:13.960	
3 - 3:21.368		
4 - 3:16.528		
5 - 3:17.999		
72	Gathercole	Lotus Elan Plus 2
1 - X:00.000	6 - 3:11.550	
2 - 3:26.741	7 - 3:08.299	
3 - 3:20.471		
4 - 3:13.901		
5 - 3:16.822		
76	Erwin	Alfa Romeo 2000 GTV
1 - X:00.000	6 - 3:35.189	
2 - 3:50.556	7 - 3:26.135	
3 - 3:26.583		
4 - 3:29.024		
5 - 3:43.121		
81	Dobson	Alfa Romeo 2000GTV
1 - X:00.000	6 - 3:33.851	
2 - 3:48.691	7 - 3:26.722	
3 - 3:27.147		
4 - 3:27.918		
5 - 3:40.262		
91	Owen	Triumph TR2
1 - X:00.000	6 - 3:21.112	
2 - 3:55.927	7 - 3:19.912	
3 - 3:28.038		
4 - 3:22.211		
5 - 3:28.944		

DRIVERS MARKED ** HAVE NO WORKING TRANSPONDER
Weather/Track: Cloud/Damp

Evans Waterless Coolant 70s Roadsports and Historic Roadsports
RACE 1 - QUALIFYING LAP ANALYSIS - Silverstone - 19/20 May 2012
 (contd.)

92	Jarvis	Porsche 924
1 - X:00.000	6 - 3:19.401	
2 - 3:29.742	7 - 3:15.015	
3 - 3:17.240		
4 - 3:18.012		
5 - 3:21.477		
96	Bernberg	TVR Grantura
1 - X:00.000	6 - 3:17.915	
2 - 3:44.637	7 - 3:17.279	
3 - 3:22.841		
4 - 3:20.841		
5 - 3:17.153		
150	Watts	Lotus Elan
1 - X:00.000	6 - 3:22.431	
2 - 3:32.493	7 - 3:24.391	
3 - 3:19.705		
4 - 3:18.387		
5 - 3:18.327		
157	Fielden	Morgan Plus 8
1 - X:00.000	6 - 3:04.253	
2 - 3:13.483	7 - 3:14.055	
3 - 3:07.765	8 - 3:04.283	
4 - 3:06.074		
5 - 3:10.220		
161	Clark-Bagnall	Triumph GT6 Mk3
1 - X:00.000	6 - 3:05.996	
2 - 3:19.732	7 - 3:26.338	
3 - 3:13.976		
4 - 3:10.959		
5 - 3:23.646		
172	Dean	Lotus Europa
1 - X:00.000	6 - 3:10.161	
2 - 3:18.739	7 - 3:17.895	
3 - 3:12.021		
4 - 3:12.723		
5 - 3:09.565		

DRIVERS MARKED ** HAVE NO WORKING TRANSPONDER
Weather/Track: Cloud/Damp

Evans Waterless Coolant 70s Roadsports and Historic Roadsports

RACE 1 - GRID - Silverstone - 19/20 May 2012

ROW
R27N
R26N
R25N
R24N
R23N
R22N
R21N
R20N
R19N
R18N
R17N
R16N
R15N
R14N
R13N
R12N
R11N
R10N
R9W
R8W
R7W
R6W
R5W
R4W
R3W
R2W
1

18	Sevier	21	Chappell
47	Ford	37	Selwyn
55	Denekamp	10	Bornhauser
3	Edridge **	20	Atkins
58	Barter	81	Dobson
39	Eaton	76	Erwin
57	Verey	7	Oldfield
45	Burgess	22	Davis
48	Kilpatrick	16	Hersey
2	Braithwaite	35	Gate
91	Owen	61	Sizzey
150	Watts	36	Sleep
40	Braithwaite	96	Bernberg
32	Ward-Booth	14	Rorrison **
92	Jarvis	31	Burford
26	Rowe	71	Coffey
50	Brooks	60	Alford
28	Hall	44	Harper
1	Thomason	6	Kennedy
65	Cooke	69	Shepherd
172	Dean	72	Gathercole
27	Halstead	161	Clark-Bagnall
4	Stapleton	157	Fielden
46	Ford	5	Shaw
11	Tooms	19	Plant
64	Anderson	9	Barter
15	Jacobs	24	Barter

POLE

DRIVERS MARKED ** HAVE NO WORKING TRANSPONDER
Weather/Track: Cloud/Damp

Silverstone
Circuit Length = 3.640 miles.
Start: 09:00 End: 09:20

Clerk of the Course:

Timekeeper:

Evans Waterless Coolant 70s Roadsports and Historic Roadsports

RACE 1 - CLASSIFICATION - Silverstone - 19/20 May 2012

POS	NO	CL	DRIVER	CAR	TIME	LAPS	GAP	MPH	BEST
1	11		HRC Tooms	Lotus Elan	20:28.368	8		74.40	2:32.933
2	19	7A	Plant	Morgan Plus 8	20:28.633	8	0.265	74.39	2:32.147
3	24	7B	Barter	Datsun 240Z	20:34.126	8	5.758	74.06	2:32.302
4	4	HRA	Stapleton	Morgan Plus 8	20:35.123	8	6.755	74.00	2:32.868
5	5	HRC	Shaw	Lotus Elan S1	20:47.705	8	19.337	73.25	2:33.161
6	46	7C	Ford	Lotus Europa	21:05.935	8	37.567	72.20	2:36.181
7	69	HRC	Shepherd	Lotus Seven S2	21:07.483	8	39.115	72.11	2:35.881
8	157	HRA	Fielden	Morgan Plus 8	21:07.677	8	39.309	72.10	2:34.780
9	72	HRC	Gathercole	Lotus Elan Plus 2	21:51.852	8	1:23.484	69.67	2:40.006
10	32	HRC	Ward-Booth	Ginetta G4	21:52.058	8	1:23.690	69.66	2:40.135
11	1	7D	Thomason	Triumph GT6 MkIII	22:03.989	8	1:35.621	69.03	2:41.719
12	28	7B	Hall	Datsun 260Z	22:04.376	8	1:36.008	69.01	2:41.497
13	65	7B	Cooke	TVR 3000M	22:14.445	8	1:46.077	68.49	2:42.572
14	35	7A	Gate	Jaguar E Type	22:14.704	8	1:46.336	68.48	2:38.426
15	50	HRG	Brooks	Lotus Elan	22:17.645	8	1:49.277	68.32	2:43.205
16	172	7C	Dean	Lotus Europa	22:17.771	8	1:49.403	68.32	2:42.112
17	96	HRD	Bernberg	TVR Grantura	22:20.146	8	1:51.778	68.20	2:43.556
18	71	HRE	Coffey	Turner Mk1	22:29.585	8	2:01.217	67.72	2:45.307
19	61	HRC	Sizzey	Turner Mk 3	22:33.977	8	2:05.609	67.50	2:45.218
20	2	7C	Braithwaite	Lotus Europa	22:34.490	8	2:06.122	67.48	2:43.784
21	150	C	Watts	Lotus Elan	22:36.901	8	2:08.533	67.36	2:45.580
22	60	7F	Alford	MG Midget	22:43.287	8	2:14.919	67.04	2:46.141
23	26	HRC	Rowe	Lotus Elan Elan S3	22:46.131	8	2:17.763	66.90	2:44.800
24	92	7D	Jarvis	Porsche 924	22:51.186	8	2:22.818	66.65	2:47.462
25	36	HRG	Sleep	MG B	22:52.802	8	2:24.434	66.57	2:47.514
26	7	7D	Oldfield	Lancia Monte Carlo	23:06.613	8	2:38.245	65.91	2:49.128
27	22	HRE	Davis	Austin Healey Sprite Mk1	23:16.425	8	2:48.057	65.45	2:50.507
28	14	7D	Rorrison	Alfa Romeo	20:37.477	7	1 LAP	64.60	2:53.158
29	16	7B	Hersey	Reliant Scimitar 5a	20:38.196	7	1 LAP	64.56	2:52.914
30	39	HRG	Eaton	MG B	20:42.773	7	1 LAP	64.32	2:51.721
31	91	HRF	Owen	Triumph TR2	21:03.057	7	1 LAP	63.29	2:53.059
32	57	HRG	Verey	Jensen 541R	21:12.358	7	1 LAP	62.82	2:57.653
33	81	7D	Dobson	Alfa Romeo 2000GTV	21:14.402	7	1 LAP	62.72	2:53.378
34	45	7A	Burgess	Maserati Bora	21:21.839	7	1 LAP	62.36	2:59.730
35	76	7D	Erwin	Alfa Romeo 2000 GTV	21:23.074	7	1 LAP	62.30	2:59.757
36	55	HRD	Denekamp	Alfa Romeo GTV	21:35.166	7	1 LAP	61.72	2:56.914
37	37	HRD	Selwyn	Porsche 911S	22:14.121	7	1 LAP	59.92	2:59.353
38	18	HRG	Sevier	MG B	21:34.013	6	2 LAPS	52.92	3:22.853
39	21	HRE	Chappell	Austin Healey Sprite Mk1	22:23.773	6	2 LAPS	50.96	3:35.875

NOT CLASSIFIED

9	7B	Barter	TVR 3000M	15:28.759	6	D.N.F.	73.73	2:33.609
48	7C	Kilpatrick	Lotus Elan	18:42.341	6	D.N.F.	61.01	2:51.467
44	7C	Harper	Lotus Elan S4	13:17.997	5	D.N.F.	71.45	2:36.479
58	7D	Barter	Jensen Healey	16:53.183	5	D.N.F.	56.28	3:06.493
6	HRC	Kennedy	Lotus Elan S4	11:05.691	4	D.N.F.	68.44	2:44.575
40	7C	Braithwaite	Lotus Elan	11:17.324	4	D.N.F.	67.27	2:42.965
3	HRA	Edridge	Ford Mustang	11:37.171	4	D.N.F.	65.35	2:41.952
27	7G	Halstead	Ginetta G4	7:45.673	3	D.N.F.	73.24	2:32.602

Weather/Track: Cloud/Damp

Circuit Length = 3.640 miles.
Start: 14:01 End: 14:22

Clerk of the Course:	Timekeeper:
----------------------	-------------

Evans Waterless Coolant 70s Roadsports and Historic Roadsports

RACE 1 - CLASSIFICATION - Silverstone - 19/20 May 2012

(contd.)

POS	NO	CL	DRIVER	CAR	TIME	LAPS	GAP	MPH	BEST
31	HRE		Burford	MG Lenham Le Mans coupe	8:49.102	3	D.N.F.	64.46	2:51.006
161	7D		Clark-Bagnall	Triumph GT6 Mk3	18:41.869	3	D.N.F.	30.40	2:49.308
64	7A		Anderson	Porsche 928	5:09.823	2	D.N.F.	73.09	2:34.515
15	7H		Jacobs	Mercedes 450SL	3:18.574	1	D.N.F.	56.34	
47	HRE		Ford	Austin Healey Sprite	3:51.340	1	D.N.F.	48.36	
10	HRE		Bornhauser	Ginetta G15		0	D.N.F.	N/A	
FASTEST LAP									
19	7A		Plant	Morgan Plus 8	2:32.147	3	75.31mph	121.20kph	
24	7B		Barter	Datsun 240Z	2:32.302	5	75.23mph	121.08kph	
27	7G		Halstead	Ginetta G4	2:32.602	3	75.08mph	120.84kph	
4	HRA		Stapleton	Morgan Plus 8	2:32.868	8	74.95mph	120.63kph	
11	HRC		Tooms	Lotus Elan	2:32.933	4	74.92mph	120.58kph	
46	7C		Ford	Lotus Europa	2:36.181	6	73.36mph	118.07kph	
1	7D		Thomason	Triumph GT6 MkIII	2:41.719	7	70.85mph	114.03kph	
50	HRG		Brooks	Lotus Elan	2:43.205	4	70.21mph	112.99kph	
96	HRD		Bernberg	TVR Grantura	2:43.556	7	70.06mph	112.75kph	
71	HRE		Coffey	Turner Mk1	2:45.307	3	69.31mph	111.55kph	
150	C		Watts	Lotus Elan	2:45.580	8	69.20mph	111.37kph	
60	7F		Alford	MG Midget	2:46.141	7	68.97mph	110.99kph	
91	HRF		Owen	Triumph TR2	2:53.059	7	66.21mph	106.56kph	

Weather/Track: Cloud/Damp

Silverstone
Circuit Length = 3.640 miles.
Start: 14:01 End: 14:22

Clerk of the Course:	Timekeeper:
----------------------	-------------

**Evans Waterless Coolant 70s Roadsports and Historic Roadsports
RACE 1 - LAP ANALYSIS - Silverstone - 19/20 May 2012**

1	Thomason	Triumph GT6 MkIII
1 -	2:52.230	6 - 2:42.445
2 -	2:47.317	7 - 2:41.719
3 -	2:43.512	8 - 2:46.556
4 -	2:44.735	
5 -	2:45.475	
2	Braithwaite	Lotus Europa
1 -	3:09.382	6 - 2:44.833
2 -	2:50.394	7 - 2:45.740
3 -	2:48.464	8 - 2:43.784
4 -	2:44.234	
5 -	2:47.659	
3	Edridge	Ford Mustang
1 -	3:18.104	
2 -	2:49.046	
3 -	2:41.952	
4 -	2:48.069	
4	Stapleton	Morgan Plus 8
1 -	2:37.785	6 - 2:33.229
2 -	2:35.104	7 - 2:34.933
3 -	2:33.781	8 - 2:32.868
4 -	2:33.920	
5 -	2:33.503	
5	Shaw	Lotus Elan S1
1 -	2:37.444	6 - 2:36.760
2 -	2:33.597	7 - 2:40.221
3 -	2:33.712	8 - 2:36.787
4 -	2:33.161	
5 -	2:36.023	
6	Kennedy	Lotus Elan S4
1 -	2:49.897	
2 -	2:46.136	
3 -	2:44.575	
4 -	2:45.083	

Weather/Track: Cloud/Damp

www.mstworld.com

Page 1 of 9

Silverstone
Circuit Length = 3.640 miles.
Start: 14:01 End: 14:22

Printed - 14:27 Saturday, 19 May 2012

Evans Waterless Coolant 70s Roadsports and Historic Roadsports
RACE 1 - LAP ANALYSIS - Silverstone - 19/20 May 2012
 (contd.)

7	Oldfield	Lancia Monte Carlo
1 -	3:10.261	6 - 2:50.617
2 -	2:55.342	7 - 2:49.754
3 -	2:49.128	8 - 2:50.663
4 -	2:49.351	
5 -	2:51.497	
9	Barter	TVR 3000M
1 -	2:36.706	6 - 2:35.837
2 -	2:34.819	
3 -	2:33.609	
4 -	2:33.791	
5 -	2:33.997	
10	Bornhauser	Ginetta G15
11	Tooms	Lotus Elan
1 -	2:33.287	6 - 2:33.965
2 -	2:35.067	7 - 2:33.510
3 -	2:33.093	8 - 2:32.998
4 -	2:32.933	
5 -	2:33.515	
14	Rorrison	Alfa Romeo
1 -	3:08.887	6 - 2:53.158
2 -	2:57.498	7 - 2:53.478
3 -	2:55.368	
4 -	2:53.666	
5 -	2:55.422	
15	Jacobs	Mercedes 450SL
1 -	3:18.574P	

Weather/Track: Cloud/Damp

Evans Waterless Coolant 70s Roadsports and Historic Roadsports
RACE 1 - LAP ANALYSIS - Silverstone - 19/20 May 2012
 (contd.)

16	Hersey	Reliant Scimitar 5a
1 - 3:10.533	6 - 2:53.902	
2 - 2:57.695	7 - 2:52.914	
3 - 2:54.442		
4 - 2:53.571		
5 - 2:55.139		
18	Sevier	MG B
1 - 4:06.201	6 - 3:22.853	
2 - 3:33.985		
3 - 3:34.942		
4 - 3:32.475		
5 - 3:23.557		
19	Plant	Morgan Plus 8
1 - 2:36.517	6 - 2:33.797	
2 - 2:33.026	7 - 2:33.621	
3 - 2:32.147	8 - 2:33.095	
4 - 2:32.564		
5 - 2:33.866		
21	Chappell	Austin Healey Sprite Mk1
1 - 4:08.348	6 - 3:41.167	
2 - 3:35.875		
3 - 3:37.328		
4 - 3:42.856		
5 - 3:38.199		
22	Davis	Austin Healey Sprite Mk1
1 - 3:11.041	6 - 2:50.507	
2 - 2:54.356	7 - 2:52.441	
3 - 2:52.089	8 - 2:51.413	
4 - 2:52.774		
5 - 2:51.804		
24	Barter	Datsun 240Z
1 - 2:36.515	6 - 2:32.757	
2 - 2:34.058	7 - 2:35.302	
3 - 2:34.684	8 - 2:34.774	
4 - 2:33.734		
5 - 2:32.302		

Weather/Track: Cloud/Damp

Evans Waterless Coolant 70s Roadsports and Historic Roadsports
RACE 1 - LAP ANALYSIS - Silverstone - 19/20 May 2012
 (contd.)

26	Rowe	Lotus Elan Elan S3	
	1 - 3:09.165	6 - 2:44.800	
	2 - 2:49.249	7 - 2:47.133	
	3 - 2:49.599	8 - 2:46.627	
	4 - 2:49.676		
	5 - 2:49.882		
27	Halstead	Ginetta G4	
	1 - 2:39.815		
	2 - 2:33.256		
	3 - 2:32.602		
28	Hall	Datsun 260Z	
	1 - 2:54.540	6 - 2:44.034	
	2 - 2:46.504	7 - 2:41.497	
	3 - 2:44.787	8 - 2:44.809	
	4 - 2:45.866		
	5 - 2:42.339		
31	Burford	MG Lenham Le Mans coupe	
	1 - 3:03.685		
	2 - 2:54.411		
	3 - 2:51.006		
32	Ward-Booth	Ginetta G4	
	1 - 2:54.234	6 - 2:42.515	
	2 - 2:44.590	7 - 2:40.135	
	3 - 2:40.427	8 - 2:41.805	
	4 - 2:43.518		
	5 - 2:44.834		
35	Gate	Jaguar E Type	
	1 - 3:03.111	6 - 2:40.237	
	2 - 2:46.397	7 - 2:38.426	
	3 - 2:45.804	8 - 2:53.014	
	4 - 2:42.907		
	5 - 2:44.808		

Weather/Track: Cloud/Damp

www.mstworld.com

Page 4 of 9

Silverstone
 Circuit Length = 3.640 miles.
 Start: 14:01 End: 14:22

Printed - 14:27 Saturday, 19 May 2012

Evans Waterless Coolant 70s Roadsports and Historic Roadsports
RACE 1 - LAP ANALYSIS - Silverstone - 19/20 May 2012
 (contd.)

36	Sleep	MG B
1 -	3:06.193	6 - 2:47.514
2 -	2:51.563	7 - 2:47.684
3 -	2:48.692	8 - 2:47.697
4 -	2:51.643	
5 -	2:51.816	
37	Selwyn	Porsche 911S
1 -	3:33.882	6 - 3:05.373
2 -	3:06.785	7 - 3:03.969
3 -	3:01.807	
4 -	2:59.353	
5 -	3:22.952	
39	Eaton	MG B
1 -	3:16.881	6 - 2:51.721
2 -	2:58.883	7 - 2:54.111
3 -	2:53.636	
4 -	2:53.578	
5 -	2:53.963	
40	Braithwaite	Lotus Elan
1 -	3:00.097	
2 -	2:47.772	
3 -	2:46.490	
4 -	2:42.965	
44	Harper	Lotus Elan S4
1 -	2:49.649	
2 -	2:36.580	
3 -	2:36.479	
4 -	2:37.865	
5 -	2:37.424	
45	Burgess	Maserati Bora
1 -	3:16.315	6 - 3:02.227
2 -	3:00.784	7 - 3:00.545
3 -	3:02.354	
4 -	2:59.730	
5 -	2:59.884	

Weather/Track: Cloud/Damp

Evans Waterless Coolant 70s Roadsports and Historic Roadsports
RACE 1 - LAP ANALYSIS - Silverstone - 19/20 May 2012
 (contd.)

46	Ford	Lotus Europa
1 - 2:39.164	6 - 2:36.181	
2 - 2:40.044	7 - 2:39.186	
3 - 2:38.305	8 - 2:37.432	
4 - 2:38.633		
5 - 2:36.990		
47	Ford	Austin Healey Sprite
1 - 3:51.340P		
48	Kilpatrick	Lotus Elan
1 - 3:12.387	6 - 3:58.873P	
2 - 2:54.236		
3 - 2:52.656		
4 - 2:51.467		
5 - 2:52.722		
50	Brooks	Lotus Elan
1 - 2:57.078	6 - 2:44.523	
2 - 2:51.228	7 - 2:43.926	
3 - 2:49.186	8 - 2:44.549	
4 - 2:43.205		
5 - 2:43.950		
55	Denekamp	Alfa Romeo GTV
1 - 3:47.132	6 - 2:58.166	
2 - 2:59.055	7 - 2:56.914	
3 - 2:59.201		
4 - 2:56.987		
5 - 2:57.711		
57	Verey	Jensen 541R
1 - 3:17.787	6 - 2:58.680	
2 - 2:59.735	7 - 2:57.653	
3 - 3:01.434		
4 - 2:58.227		
5 - 2:58.842		

Weather/Track: Cloud/Damp

Evans Waterless Coolant 70s Roadsports and Historic Roadsports
RACE 1 - LAP ANALYSIS - Silverstone - 19/20 May 2012
 (contd.)

58	Barter	Jensen Healey
1 - 3:32.311 2 - 3:14.048 3 - 3:07.139 4 - 3:06.493 5 - 3:53.192P		
60	Alford	MG Midget
1 - 2:58.651 6 - 2:47.115 2 - 2:53.749 7 - 2:46.141 3 - 2:49.916 8 - 2:47.371 4 - 2:51.543 5 - 2:48.801		
61	Sizzey	Turner Mk 3
1 - 3:07.476 6 - 2:45.762 2 - 2:48.737 7 - 2:46.051 3 - 2:46.776 8 - 2:45.218 4 - 2:46.566 5 - 2:47.391		
64	Anderson	Porsche 928
1 - 2:35.308 2 - 2:34.515		
65	Cooke	TVR 3000M
1 - 2:51.526 6 - 2:42.572 2 - 2:48.702 7 - 2:45.882 3 - 2:44.792 8 - 2:50.666 4 - 2:46.945 5 - 2:43.360		
69	Shepherd	Lotus Seven S2
1 - 2:46.612 6 - 2:36.486 2 - 2:39.131 7 - 2:36.256 3 - 2:38.119 8 - 2:35.881 4 - 2:37.125 5 - 2:37.873		

Weather/Track: Cloud/Damp

Evans Waterless Coolant 70s Roadsports and Historic Roadsports
RACE 1 - LAP ANALYSIS - Silverstone - 19/20 May 2012
 (contd.)

71	Coffey	Turner Mk1
1 -	2:55.596	6 - 2:49.486
2 -	2:47.651	7 - 2:46.170
3 -	2:45.307	8 - 2:50.074
4 -	2:47.568	
5 -	2:47.733	
72	Gathercole	Lotus Elan Plus 2
1 -	2:49.403	6 - 2:42.429
2 -	2:44.164	7 - 2:40.006
3 -	2:42.454	8 - 2:41.983
4 -	2:46.551	
5 -	2:44.862	
76	Erwin	Alfa Romeo 2000 GTV
1 -	3:20.150	6 - 3:01.041
2 -	3:00.538	7 - 3:01.104
3 -	2:59.757	
4 -	3:00.562	
5 -	2:59.922	
81	Dobson	Alfa Romeo 2000GTV
1 -	3:20.009	6 - 3:00.715
2 -	2:59.629	7 - 2:53.378
3 -	3:00.417	
4 -	3:00.371	
5 -	2:59.883	
91	Owen	Triumph TR2
1 -	3:12.865	6 - 2:57.344
2 -	3:00.633	7 - 2:53.059
3 -	2:58.190	
4 -	2:59.649	
5 -	3:01.317	
92	Jarvis	Porsche 924
1 -	3:00.655	6 - 2:47.462
2 -	2:48.616	7 - 2:50.634
3 -	2:51.674	8 - 2:48.411
4 -	2:50.326	
5 -	2:53.408	

Weather/Track: Cloud/Damp

Evans Waterless Coolant 70s Roadsports and Historic Roadsports
RACE 1 - LAP ANALYSIS - Silverstone - 19/20 May 2012
 (contd.)

96	Bernberg	TVR Grantura
1 - 3:02.118	6 - 2:46.033	
2 - 2:48.037	7 - 2:43.556	
3 - 2:46.122	8 - 2:44.416	
4 - 2:43.887		
5 - 2:45.977		
150	Watts	Lotus Elan
1 - 3:05.025	6 - 2:45.659	
2 - 2:49.537	7 - 2:46.880	
3 - 2:48.783	8 - 2:45.580	
4 - 2:47.351		
5 - 2:48.086		
157	Fielden	Morgan Plus 8
1 - 2:40.620	6 - 2:37.552	
2 - 2:34.780	7 - 2:37.416	
3 - 2:35.361	8 - 2:49.190	
4 - 2:35.821		
5 - 2:36.937		
161	Clark-Bagnall	Triumph GT6 Mk3
1 - 2:49.308		
2 - 3:08.300P		
3 - X:00.000		
172	Dean	Lotus Europa
1 - 2:54.041	6 - 2:46.024	
2 - 2:47.816	7 - 2:42.112	
3 - 2:45.296	8 - 2:45.437	
4 - 2:50.058		
5 - 2:46.987		

Weather/Track: Cloud/Damp

www.mstworld.com

Page 9 of 9

Silverstone
 Circuit Length = 3.640 miles.
 Start: 14:01 End: 14:22

Printed - 14:27 Saturday, 19 May 2012

Evans Waterless Coolant 70s Roadsports and Historic Roadsports

RACE 1 - LAP CHART - Silverstone - 19/20 May 2012

Lap 1			Lap 2			Lap 3			Lap 4			Lap 5		
No	Behind	Laptime	No	Behind	Laptime	No	Behind	Laptime	No	Behind	Laptime	No	Behind	Laptime
11		2:33.287	11		2:35.067	11		2:33.093	19		2:32.564	11		2:33.515
64	2.021	2:35.308	19	1.189	2:33.026	19	0.243	2:32.147	11	0.126	2:32.933	19	0.225	2:33.866
19	3.230	2:36.517	64	1.469	2:34.515	21	1 LAP	3:35.875	5	3.660	2:33.161	24	3.398	2:32.302
24	3.228	2:36.515	24	2.219	2:34.058	5	3.306	2:33.712	9	4.671	2:33.791	9	5.027	2:33.997
9	3.419	2:36.706	5	2.687	2:33.597	9	3.687	2:33.609	24	4.737	2:33.734	5	6.042	2:36.023
5	4.157	2:37.444	9	3.171	2:34.819	24	3.810	2:34.684	4	6.336	2:33.920	4	6.198	2:33.503
4	4.498	2:37.785	4	4.535	2:35.104	27	4.226	2:32.602	157	12.328	2:35.821	58	1 LAP	3:06.493
46	5.877	2:39.164	27	4.717	2:33.256	4	5.223	2:33.781	46	21.892	2:38.633	157	15.624	2:36.937
27	6.528	2:39.815	157	7.046	2:34.780	157	9.314	2:35.361	44	26.319	2:37.865	46	25.241	2:36.990
157	7.333	2:40.620	46	10.854	2:40.044	46	16.066	2:38.305	69	26.733	2:37.125	44	30.102	2:37.424
69	13.325	2:46.612	69	17.389	2:39.131	44	21.261	2:36.479	72	48.318	2:46.551	69	30.965	2:37.873
161	16.021	2:49.308	44	17.875	2:36.580	69	22.415	2:38.119	32	48.515	2:43.518	72	59.539	2:44.862
72	16.116	2:49.403	72	25.213	2:44.164	72	34.574	2:42.454	6	51.437	2:45.083	32	59.708	2:44.834
44	16.362	2:49.649	6	27.679	2:46.136	32	37.804	2:40.427	1	53.540	2:44.735	1	1:05.374	2:45.475
6	16.610	2:49.897	32	30.470	2:44.590	6	39.161	2:44.575	28	57.443	2:45.866	28	1:06.141	2:42.339
65	18.239	2:51.526	1	31.193	2:47.317	1	41.612	2:43.512	65	57.711	2:46.945	65	1:07.430	2:43.360
1	18.943	2:52.230	65	31.874	2:48.702	65	43.573	2:44.792	18	1 LAP	3:34.942	35	1:15.132	2:44.808
172	20.754	2:54.041	28	32.690	2:46.504	28	44.384	2:44.787	71	1:01.868	2:47.568	71	1:15.960	2:47.733
32	20.947	2:54.234	172	33.503	2:47.816	172	45.706	2:45.296	172	1:02.957	2:50.058	172	1:16.303	2:46.987
28	21.253	2:54.540	71	34.893	2:47.651	71	47.107	2:45.307	40	1:03.070	2:42.965	50	1:16.752	2:43.950
71	22.309	2:55.596	40	39.515	2:47.772	40	52.912	2:46.490	35	1:03.965	2:42.907	96	1:18.246	2:45.977
50	23.791	2:57.078	50	39.952	2:51.228	35	53.865	2:45.804	96	1:05.910	2:43.887	61	1:29.051	2:47.391
60	25.364	2:58.651	92	40.917	2:48.616	96	54.830	2:46.122	50	1:06.443	2:43.205	150	1:30.887	2:48.086
40	26.810	3:00.097	35	41.154	2:46.397	50	56.045	2:49.186	21	1 LAP	3:37.328	2	1:32.238	2:47.659
92	27.368	3:00.655	96	41.801	2:48.037	92	59.498	2:51.674	61	1:15.301	2:46.566	60	1:34.765	2:48.801
96	28.831	3:02.118	60	44.046	2:53.749	60	1:00.869	2:49.916	150	1:16.442	2:47.351	92	1:36.784	2:53.408
35	29.824	3:03.111	150	46.208	2:49.537	61	1:01.542	2:46.776	92	1:17.017	2:50.326	26	1:39.676	2:49.882
31	30.398	3:03.685	61	47.859	2:48.737	150	1:01.898	2:48.783	2	1:18.220	2:44.234	36	1:42.012	2:51.816
150	31.738	3:05.025	161	49.254	3:08.300P	36	1:05.001	2:48.692	60	1:19.605	2:51.543	7	1:47.684	2:51.497
36	32.906	3:06.193	36	49.402	2:51.563	26	1:06.566	2:49.599	3	1:22.917	2:48.069	22	1:54.169	2:51.804
61	34.189	3:07.476	31	49.742	2:54.411	2	1:06.793	2:48.464	26	1:23.435	2:49.676	48	1:55.573	2:52.722
14	35.600	3:08.887	26	50.060	2:49.249	3	1:07.655	2:41.952	36	1:23.837	2:51.643	18	1 LAP	3:32.475
26	35.878	3:09.165	2	51.422	2:50.394	31	1:07.655	2:51.006	7	1:29.828	2:49.351	14	2:02.946	2:55.422
2	36.095	3:09.382	22	57.043	2:54.356	7	1:13.284	2:49.128	22	1:36.006	2:52.774	16	2:03.485	2:55.139
7	36.974	3:10.261	7	57.249	2:55.342	22	1:16.039	2:52.089	48	1:36.492	2:51.467	39	2:09.046	2:53.963
16	37.246	3:10.533	14	58.031	2:57.498	48	1:17.832	2:52.656	14	1:41.165	2:53.666	21	1 LAP	3:42.856
22	37.754	3:11.041	48	58.269	2:54.236	14	1:20.306	2:55.368	16	1:41.987	2:53.571	91	2:24.759	3:01.317
48	39.100	3:12.387	3	58.796	2:49.046	16	1:21.223	2:54.442	39	1:48.724	2:53.578	57	2:28.130	2:58.842
91	39.578	3:12.865	16	59.874	2:57.695	39	1:27.953	2:53.636	91	1:57.083	2:59.649	45	2:31.172	2:59.884
45	43.028	3:16.315	91	1:05.144	3:00.633	91	1:30.241	2:58.190	57	2:02.929	2:58.227	81	2:32.414	2:59.883
39	43.594	3:16.881	39	1:07.410	2:58.883	57	1:37.509	3:01.434	45	2:04.929	2:59.730	76	2:33.034	2:59.922
57	44.500	3:17.787	45	1:08.745	3:00.784	45	1:38.006	3:02.354	81	2:06.172	3:00.371			
15	45.287	3:18.574P	57	1:09.168	2:59.735	81	1:38.608	3:00.417	76	2:06.753	3:00.562			
3	44.817	3:18.104	81	1:11.284	2:59.629	76	1:38.998	2:59.757	37	2:27.573	2:59.353			
81	46.722	3:20.009	76	1:12.334	3:00.538	37	2:01.027	3:01.807	55	2:28.121	2:56.987			
76	46.863	3:20.150	37	1:32.313	3:06.785	55	2:03.941	2:59.201						
58	59.024	3:32.311	55	1:37.833	2:59.055	58	2:12.051	3:07.139						
37	1:00.595	3:33.882	58	1:38.005	3:14.048									
55	1:13.845	3:47.132	18	2:31.832	3:33.985									
47	1:18.053	3:51.340P												

Weather/Track: Cloud/Damp

www.mstworld.com

Page 1 of 2

Silverstone
Circuit Length = 3.640 miles.
Start: 14:01 End: 14:22

Printed - 14:27 Saturday, 19 May 2012

Evans Waterless Coolant 70s Roadsports and Historic Roadsports

RACE 1 - LAP CHART - Silverstone - 19/20 May 2012

(contd.)

Lap 6			Lap 7			Lap 8			Lap 9			Lap 10		
No	Behind	Laptime	No	Behind	Laptime	No	Behind	Laptime	No	Behind	Laptime	No	Behind	Laptime
11		2:33.965	11		2:33.510	11		2:32.998						
19	0.057	2:33.797	19	0.168	2:33.621	19	0.265	2:33.095						
24	2.190	2:32.757	24	3.982	2:35.302	24	5.758	2:34.774						
4	5.462	2:33.229	4	6.885	2:34.933	4	6.755	2:32.868						
9	6.899	2:35.837	91	1 LAP	2:57.344	14	1 LAP	2:53.478						
5	8.837	2:36.760	5	15.548	2:40.221	16	1 LAP	2:52.914						
55	1 LAP	2:57.711	18	2 LAPS	3:23.557	39	1 LAP	2:54.111						
157	19.211	2:37.552	57	1 LAP	2:58.680	5	19.337	2:36.787						
46	27.457	2:36.181	157	23.117	2:37.416	91	1 LAP	2:53.059						
69	33.486	2:36.486	81	1 LAP	3:00.715	46	37.567	2:37.432						
37	1 LAP	3:22.952	45	1 LAP	3:02.227	69	39.115	2:35.881						
72	1:08.003	2:42.429	76	1 LAP	3:01.041	157	39.309	2:49.190						
32	1:08.258	2:42.515	46	33.133	2:39.186	57	1 LAP	2:57.653						
1	1:13.854	2:42.445	69	36.232	2:36.256	81	1 LAP	2:53.378						
65	1:16.037	2:42.572	55	1 LAP	2:58.166	45	1 LAP	3:00.545						
28	1:16.210	2:44.034	161	4 LAPS	12:44.261	76	1 LAP	3:01.104						
35	1:21.404	2:40.237	48	1 LAP	3:58.873P	18	2 LAPS	3:22.853						
50	1:27.310	2:44.523	21	2 LAPS	3:38.199	55	1 LAP	2:56.914						
172	1:28.362	2:46.024	72	1:14.499	2:40.006	72	1:23.484	2:41.983						
96	1:30.314	2:46.033	37	1 LAP	3:05.373	32	1:23.690	2:41.805						
58	1 LAP	3:53.192P	32	1:14.883	2:40.135	1	1:35.621	2:46.556						
71	1:31.481	2:49.486	1	1:22.063	2:41.719	28	1:36.008	2:44.809						
61	1:40.848	2:45.762	28	1:24.197	2:41.497	37	1 LAP	3:03.969						
150	1:42.581	2:45.659	35	1:26.320	2:38.426	65	1:46.077	2:50.666						
2	1:43.106	2:44.833	65	1:28.409	2:45.882	35	1:46.336	2:53.014						
60	1:47.915	2:47.115	172	1:36.964	2:42.112	50	1:49.277	2:44.549						
92	1:50.281	2:47.462	50	1:37.726	2:43.926	172	1:49.403	2:45.437						
26	1:50.511	2:44.800	96	1:40.360	2:43.556	96	1:51.778	2:44.416						
36	1:55.561	2:47.514	71	1:44.141	2:46.170	21	2 LAPS	3:41.167						
7	2:04.336	2:50.617	61	1:53.389	2:46.051	71	2:01.217	2:50.074						
22	2:10.711	2:50.507	2	1:55.336	2:45.740	61	2:05.609	2:45.218						
14	2:22.139	2:53.158	150	1:55.951	2:46.880	2	2:06.122	2:43.784						
16	2:23.422	2:53.902	60	2:00.546	2:46.141	150	2:08.533	2:45.580						
39	2:26.802	2:51.721	26	2:04.134	2:47.133	60	2:14.919	2:47.371						
			92	2:07.405	2:50.634	26	2:17.763	2:46.627						
			36	2:09.735	2:47.684	92	2:22.818	2:48.411						
			7	2:20.580	2:49.754	36	2:24.434	2:47.697						
			22	2:29.642	2:52.441	7	2:38.245	2:50.663						
						22	2:48.057	2:51.413						

Weather/Track: Cloud/Damp

www.mstworld.com

Page 2 of 2

Silverstone
Circuit Length = 3.640 miles.
Start: 14:01 End: 14:22

Printed - 14:27 Saturday, 19 May 2012

Guards Trophy Race A GT Cars

RACE 2 - QUALIFYING - Silverstone - 19/20 May 2012

POS	NO	CL	DRIVER(S)	CAR	TIME	LAPS	GAP	MPH
1	46	D	Whitaker	TVR Griffith	2:51.834	10		66.68
2	54	C2	Welch/Hadfield	Austin Healey 3000	2:57.435	9	5.601	64.58
3	30	B1	Halstead/McPherson	Lotus Elan S1	2:58.772	9	6.938	64.09
4	76	D	Voyazides	AC Cobra	2:58.832	9	6.998	64.07
5	91	B1	Fleming	Lotus Elan S1	2:59.228	9	7.394	63.93
6	39	B2	Eaton/MacLeod	MG B	2:59.492	8	7.658	63.84
7	4	B1	Watson/Rowe	Lotus Elan	2:59.964	9	8.130	63.67
8	47	C2	Scragg/Scragg	Jaguar E-Type	3:00.079	8	8.245	63.63
9	29	B1	Cox	Marcos 1800 GT	3:00.748	9	8.914	63.39
10	77	B1	Walker	Lotus Elan 26R	3:01.661	9	9.827	63.07
11	72	C2	Boot	Jaguar E-Type	3:02.197	9	10.363	62.89
12	99	D	Davies/Ronchetti	Shelby Mustang	3:02.896	9	11.062	62.65
13	98	B2	Bentley	MG B	3:02.943	7	11.109	62.63
14	70	C2	Garritt	Jaguar E-type	3:04.100	9	12.266	62.24
15	50	B1	Brooks/Brooks	Lotus Elan	3:05.104	8	13.270	61.90
16	7	C2	Gate	Jaguar E-Type	3:06.095	9	14.261	61.57
17	14	D	Spiers	TVR Griffiths	3:07.852	9	16.018	60.99
18	71	B3	Ross-Jones **/Ross-Jones **	Triumph TR4	3:08.606	8	16.772	60.75
19	64	B2	Richardson	MG B	3:08.854	8	17.020	60.67
20	17	C2	Farrell	Jaguar E-Type	3:09.141	8	17.307	60.58
21	73	GT4	Hodges	Jaguar E-type	3:10.592	8	18.758	60.12
22	36	B2	Sleep/Wykeham	MG B	3:10.670	8	18.836	60.09
23	67	B1	Smith/Smith	Marcos 1800 GT	3:11.870	9	20.036	59.72
24	28	B2	Boyes/Boyes	MG B	3:12.676	9	20.842	59.47
25	38	B2	Ashworth	MG B	3:13.497	9	21.663	59.22
26	60	C2	Hayden	Austin Healey 3000	3:15.644	8	23.810	58.57
27	63	B1	Thopson	TVR Grantura Mk111	3:16.445	8	24.611	58.33
28	88	B3	Somerville/Monk	Triumph TR4	3:17.050	8	25.216	58.15
29	9	C2	Cope/Gomm	Jaguar E-Type	3:19.136	8	27.302	57.54
30	74	B2	Smith	MG B	3:21.086	6	29.252	56.98
31	37	B2	Naish	MG B	3:23.472	8	31.638	56.31
32	96	B2	Bernberg/Ugo	TVR Grantura	3:23.581	8	31.747	56.28
33	21	B2	Basil	Porsche 911	3:25.329	8	33.495	55.80
34	80	B2	Smiley Jones	MGB	3:27.466	8	35.632	55.23
35	31	B2	Chappell/Gammond	Porsche 911	3:29.328	8	37.494	54.74
36	58	B2	Wright/Clark	Porsche 356A	3:33.563	6	41.729	53.65
37	85	B1	Smith/Axisa	Lotus 36	3:36.549	7	44.715	52.91
38	51	B2	Moyes	Porsche 911	3:38.818	6	46.984	52.36

DRIVERS MARKED ** HAVE NO WORKING TRANSPONDER
Weather/Track: Cloud/Damp

Silverstone
Circuit Length = 3.640 miles.
Start: 09:31 End: 09:56

Clerk of the Course:		Timekeeper:
----------------------	--	-------------

Guards Trophy Race A GT Cars

RACE 2 - QUALIFYING LAP ANALYSIS - Silverstone - 19/20 May 2012

4	Watson/Rowe	Lotus Elan
1 - X:00.000	6 - 3:03.685	
2 - 3:33.573	7 - 3:02.561	
3 - 3:25.955	8 - 2:59.964	
4 - 3:37.868P	9 - 3:24.334P	
5 - 4:44.386		
7	Gate	Jaguar E-Type
1 - X:00.000	6 - 3:06.095	
2 - 3:34.811	7 - 3:08.376	
3 - 3:27.031	8 - 3:21.284P	
4 - 3:26.210	9 - 3:35.462	
5 - 3:17.701		
9	Cope/Gomm	Jaguar E-Type
1 - X:00.000	6 - 5:50.087	
2 - 3:31.600	7 - 3:35.232	
3 - 3:19.136	8 - 3:41.755P	
4 - 3:24.820		
5 - 3:29.999P		
14	Spiers	TVR Griffiths
1 - X:00.000	6 - 3:17.739	
2 - 3:34.875	7 - 3:10.853	
3 - 3:29.452	8 - 3:08.086	
4 - 3:29.704	9 - 3:07.852	
5 - 3:20.300		
17	Farrell	Jaguar E-Type
1 - X:00.000	6 - 3:09.141	
2 - 3:31.827	7 - 3:11.019	
3 - 3:23.058	8 - 3:18.784P	
4 - 3:23.870		
5 - 3:09.573		
21	Basil	Porsche 911
1 - X:00.000	6 - 3:28.430	
2 - 3:54.390	7 - 3:29.082	
3 - 3:36.718	8 - 3:25.329	
4 - 3:31.272		
5 - 3:28.863		

DRIVERS MARKED ** HAVE NO WORKING TRANSPONDER
Weather/Track: Cloud/Damp

Guards Trophy Race A GT Cars

RACE 2 - QUALIFYING LAP ANALYSIS - Silverstone - 19/20 May 2012

(contd.)

28	Boyes/Boyes	MG B
1 - X:00.000	6 - 3:15.317	
2 - 3:35.594	7 - 3:15.841	
3 - 3:26.314	8 - 3:15.265	
4 - 3:21.160	9 - 3:12.676	
5 - 3:14.969		
29	Cox	Marcos 1800 GT
1 - X:00.000	6 - 3:04.760	
2 - 3:22.550	7 - 3:02.637	
3 - 3:16.549	8 - 3:06.791	
4 - 3:14.348	9 - 3:00.748	
5 - 3:07.370		
30	Halstead/McPherson	Lotus Elan S1
1 - X:00.000	6 - 3:07.685P	
2 - 3:19.868	7 - 4:26.021	
3 - 3:13.168	8 - 2:58.772	
4 - 3:05.429	9 - 2:59.742	
5 - 3:03.894		
31	Chappell/Gammond	Porsche 911
1 - X:00.000	6 - 5:41.640	
2 - 3:42.284	7 - 3:35.149	
3 - 3:37.587	8 - 3:29.328	
4 - 3:35.907		
5 - 3:40.989P		
36	Sleep/Wykeham	MG B
1 - X:00.000	6 - 4:44.809	
2 - 3:28.464	7 - 3:13.602	
3 - 3:19.898	8 - 3:10.670	
4 - 3:34.486		
5 - 3:37.534P		
37	Naish	MG B
1 - X:00.000	6 - 3:26.308	
2 - 3:49.290	7 - 3:26.821	
3 - 3:42.298	8 - 3:23.472	
4 - 3:31.743		
5 - 3:36.970		

DRIVERS MARKED ** HAVE NO WORKING TRANSPONDER
Weather/Track: Cloud/Damp

Guards Trophy Race A GT Cars

RACE 2 - QUALIFYING LAP ANALYSIS - Silverstone - 19/20 May 2012

(contd.)

38	Ashworth	MG B
1 - X:00.000	6 - 3:24.054	
2 - 3:31.606	7 - 3:14.880	
3 -	8 - 3:13.497	
4 - 3:22.099	9 - 3:14.570	
5 - 3:18.832		
39	Eaton/MacLeod	MG B
1 - X:00.000	6 - 3:05.058	
2 - 3:33.164	7 - 3:18.092	
3 - 3:35.523	8 - 2:59.492	
4 - 3:40.521P		
5 - 4:27.590		
46	Whitaker	TVR Griffith
1 - X:00.000	6 - 2:51.834	
2 - 3:07.061	7 - 2:51.957	
3 - 3:02.892	8 - 2:54.824	
4 - 3:12.714	9 - 2:57.631	
5 - 2:55.645	10 - 2:54.529	
47	Scragg/Scragg	Jaguar E-Type
1 - X:00.000	6 - 3:21.295P	
2 - 3:17.753	7 - 5:20.545	
3 - 3:16.492	8 - 3:00.079	
4 - 3:14.166		
5 - 3:14.840		
50	Brooks/Brooks	Lotus Elan
1 - X:00.000	6 - 3:10.514	
2 - 3:24.873	7 - 3:08.708	
3 - 3:32.999P	8 - 3:05.104	
4 - 5:02.656		
5 - 3:11.797		
51	Moyes	Porsche 911
1 - X:00.000	6 - 4:15.725P	
2 - 3:54.751		
3 - 3:38.818		
4 - 3:39.259		
5 - 3:44.159		

DRIVERS MARKED ** HAVE NO WORKING TRANSPONDER
Weather/Track: Cloud/Damp

Guards Trophy Race A GT Cars

RACE 2 - QUALIFYING LAP ANALYSIS - Silverstone - 19/20 May 2012

(contd.)

54	Welch/Hadfield	Austin Healey 3000
1 - X:00.000	6 - 4:10.005	
2 - 3:06.168	7 - 2:59.869	
3 - 3:01.409	8 - 3:00.009	
4 - 3:01.139	9 - 2:57.435	
5 - 3:11.138P		
58	Wright/Clark	Porsche 356A
1 - X:00.000	6 - 3:33.563	
2 - 3:37.585		
3 - 3:35.226		
4 - 3:49.249P		
5 - 5:39.575		
60	Andrew HAYDEN	Austin Healey 3000
1 - X:00.000	6 - 3:16.773	
2 - 3:36.362	7 - 3:16.271	
3 - 3:31.930	8 - 3:15.644	
4 - 3:33.845		
5 - 3:17.341		
63	Thopson	TVR Grantura Mk111
1 - X:00.000	6 - 3:19.480	
2 - 3:36.085	7 - 3:18.596	
3 - 3:32.860	8 - 3:16.445	
4 - 3:27.240		
5 - 3:23.960		
64	Richardson	MG B
1 - X:00.000	6 - 3:32.937	
2 - 3:24.150	7 - 3:24.154	
3 - 3:17.465	8 - 3:26.245P	
4 - 3:10.312		
5 - 3:08.854		
67	Smith/Smith	Marcos 1800 GT
1 - X:00.000	6 - 4:30.661	
2 - 3:23.775	7 - 3:18.515	
3 - 3:16.576	8 - 3:12.064	
4 - 3:13.816	9 - 3:11.870	
5 - 3:25.116P		

DRIVERS MARKED ** HAVE NO WORKING TRANSPONDER
Weather/Track: Cloud/Damp

Guards Trophy Race A GT Cars

RACE 2 - QUALIFYING LAP ANALYSIS - Silverstone - 19/20 May 2012

(contd.)

70	Garritt	Jaguar E-type
1 - X:00.000	6 - 3:11.864	
2 - 3:29.192	7 - 3:06.125	
3 - 3:16.048	8 - 3:04.409	
4 - 3:12.222	9 - 3:04.100	
5 - 3:05.606		
71	Ross-Jones **/Ross-Jones **	Triumph TR4
1 - X:00.000	6 - 4:24.687	
2 - 3:23.999	7 - 3:08.606	
3 - 3:31.664	8 - 3:09.260	
4 - 3:19.552		
5 - 3:29.693P		
72	Boot	Jaguar E-Type
1 - X:00.000	6 - 3:14.404P	
2 - 3:23.820	7 - 4:39.925	
3 - 3:14.040	8 - 3:06.674	
4 - 3:10.043	9 - 3:04.252	
5 - 3:02.197		
73	Hodges	Jaguar E-type
1 - X:00.000	6 - 3:11.495	
2 - 3:23.404	7 - 3:42.635	
3 - 3:15.817	8 - 3:10.592	
4 - 3:19.952P		
5 - 5:35.927		
74	Smith	MG B
1 - X:00.000	6 - 3:21.086	
2 - 3:46.421		
3 - 3:23.398		
4 - 3:23.391		
5 - 3:23.826		
76	Voyazides	AC Cobra
1 - X:00.000	6 - 3:02.349	
2 - 3:14.712	7 - 3:01.818	
3 - 3:03.635	8 - 3:02.331	
4 - 3:14.520	9 - 2:58.832	
5 - 3:03.028		

DRIVERS MARKED ** HAVE NO WORKING TRANSPONDER
Weather/Track: Cloud/Damp

Guards Trophy Race A GT Cars

RACE 2 - QUALIFYING LAP ANALYSIS - Silverstone - 19/20 May 2012

(contd.)

77	Walker	Lotus Elan 26R
1 - X:00.000	6 - 3:05.613	
2 - 3:24.289	7 - 3:01.661	
3 - 3:11.484	8 - 3:09.613P	
4 - 3:06.618	9 - 3:35.969	
5 - 3:03.223		
80	Smiley Jones	MGB
1 - X:00.000	6 - 3:30.768	
2 - 3:46.793	7 - 3:33.049	
3 - 3:34.936	8 - 3:27.466	
4 - 3:38.864		
5 - 3:30.288		
85	Smith/Axisa	Lotus 36
1 - X:00.000	6 - 6:23.044	
2 - 3:52.075	7 - 3:49.089	
3 - 3:38.795		
4 - 3:36.549		
5 - 3:48.905P		
88	Somerville/Monk	Triumph TR4
1 - X:00.000	6 - 3:17.050	
2 - 3:36.956	7 - 3:38.189	
3 - 3:36.360	8 - 3:20.701	
4 - 3:44.382P		
5 - 4:59.190		
91	Fleming	Lotus Elan S1
1 - X:00.000	6 - 3:00.852	
2 - 3:14.020	7 - 3:04.783	
3 - 3:19.605	8 - 3:02.918	
4 - 3:04.080	9 - 2:59.228	
5 - 3:03.905		
96	Bernberg/Ugo	TVR Grantura
1 - X:00.000	6 - 3:41.643	
2 - 3:24.953	7 - 3:40.445	
3 - 3:23.581	8 - 3:38.079	
4 - 3:33.130P		
5 - 5:26.886		

DRIVERS MARKED ** HAVE NO WORKING TRANSPONDER
Weather/Track: Cloud/Damp

Guards Trophy Race A GT Cars

RACE 2 - QUALIFYING LAP ANALYSIS - Silverstone - 19/20 May 2012

(contd.)

98	Bentley	MG B
1 - X:00.000	6 - 3:56.653	
2 - 3:35.357	7 - 3:31.569P	
3 - 3:18.791		
4 - 3:13.225		
5 - 3:02.943		
99	Davies/Ronchetti	Shelby Mustang
1 - X:00.000	6 - 3:08.373P	
2 - 3:19.643	7 - 4:51.228	
3 - 3:06.895	8 - 3:06.486	
4 - 3:04.244	9 - 3:04.988	
5 - 3:02.896		

DRIVERS MARKED ** HAVE NO WORKING TRANSPONDER

Weather/Track: Cloud/Damp

Guards Trophy Race A GT Cars

RACE 2 - GRID - Silverstone - 19/20 May 2012

ROW 19	51 Moyes	85 Smith/Axisa
ROW 18	58 Wright/Clark	31 Chappell/Gammond
ROW 17	80 Smiley Jones	21 Basil
ROW 16	96 Bernberg/Ugo	37 Naish
ROW 15	74 Smith	9 Cope/Gomm
ROW 14	88 Somerville/Monk	63 Thopson
ROW 13	60 Hayden	38 Ashworth
ROW 12	28 Boyes/Boyes	67 Smith/Smith
ROW 11	36 Sleep/Wykeham	73 Hodges
ROW 10	17 Farrell	64 Richardson
ROW 9	71 Ross-Jones **/Ross-Jones **	14 Spiers
ROW 8	7 Gate	50 Brooks/Brooks
ROW 7	70 Garritt	98 Bentley
ROW 6	99 Davies/Ronchetti	72 Boot
ROW 5	77 Walker	29 Cox
ROW 4	47 Scragg/Scragg	4 Watson/Rowe
ROW 3	39 Eaton/MacLeod	91 Fleming
ROW 2	76 Voyazides	30 Halstead/McPherson
ROW 1	54 Welch/Hadfield	46 Whitaker

POLE

DRIVERS MARKED ** HAVE NO WORKING TRANSPONDER
Weather/Track: Cloud/Damp

Silverstone
 Circuit Length = 3.640 miles.
 Start: 09:31 End: 09:56

Clerk of the Course:		Timekeeper:
----------------------	--	-------------

Guards Trophy Race A GT Cars

RACE 2 - CLASSIFICATION - Silverstone - 19/20 May 2012

POS	NO	CL	DRIVER(S)	CAR	TIME	LAPS	GAP	MPH	BEST
1	46	D	Whitaker	TVR Griffith	40:53.948	16		74.60	2:26.082
2	76	D	Voyazides	AC Cobra	41:05.669	16	11.721	74.24	2:27.490
3	47	C2	Scragg/Scragg	Jaguar E-Type	41:13.914	16	19.966	74.00	2:26.632
4	77	B1	Walker	Lotus Elan 26R	41:33.261	16	39.313	73.42	2:28.424
5	99	D	Davies/Ronchetti	Shelby Mustang	42:03.112	16	1:09.164	72.55	2:28.210
6	30	B1	McPherson/Halstead	Lotus Elan S1	42:26.080	16	1:32.132	71.90	2:29.669
7	54	C2	Welch/Hadfield	Austin Healey 3000	42:28.171	16	1:34.223	71.84	2:32.099
8	72	C2	Boot	Jaguar E-Type	42:32.811	16	1:38.863	71.71	2:32.191
9	29	B1	Cox	Marcos 1800 GT	42:48.074	16	1:54.126	71.28	2:32.476
10	4	B1	Rowe/Watson	Lotus Elan	42:49.122	16	1:55.174	71.25	2:28.319
11	67	B1	Smith/Smith	Marcos 1800 GT	43:03.934	16	2:09.986	70.85	2:33.372
12	73	C2	Hodges/Hodges	Jaguar E-type	41:11.187	15	1 LAP	69.44	2:35.901
13	50	B1	Brooks/Brooks	Lotus Elan	41:36.562	15	1 LAP	68.73	2:34.285
14	17	C2	Farrell	Jaguar E-Type	42:00.569	15	1 LAP	68.08	2:37.975
15	7	C2	Gate	Jaguar E-Type	42:06.934	15	1 LAP	67.91	2:39.142
16	98	B2	Bentley	MG B	42:38.811	15	1 LAP	67.06	2:42.971
17	38	B2	Ashworth	MG B	42:40.967	15	1 LAP	67.01	2:42.173
18	64	B2	Richardson	MG B	42:52.955	15	1 LAP	66.69	2:43.015
19	39	B2	Eaton/MacLeod	MG B	43:04.692	15	1 LAP	66.39	2:41.227
20	71	B3	Ross-Jones/Ross-Jones	Triumph TR4	43:22.655	15	1 LAP	65.93	2:39.859
21	63	B1	Thopson	TVR Grantura Mk111	43:29.806	15	1 LAP	65.75	2:44.303
22	36	B2	Sleep/Wykeham	MG B	43:38.568	15	1 LAP	65.53	2:44.472
23	9	C2	Cope/Gomm	Jaguar E-Type	43:39.294	15	1 LAP	65.51	2:41.665
24	88	B3	Somerville/Monk	Triumph TR4	40:56.967	14	2 LAPS	65.18	2:44.816
25	74	B2	Smith	MG B	40:57.193	14	2 LAPS	65.17	2:44.073
26	96	B2	Bernberg/Ugo	TVR Grantura	41:04.228	14	2 LAPS	64.99	2:42.879
27	28	B2	Boyes	MG B	41:24.798	14	2 LAPS	64.45	2:45.298
28	37	B2	Naish	MG B	43:18.350	14	2 LAPS	61.63	2:54.127
29	21	B2	Basil	Porsche 911	43:39.035	14	2 LAPS	61.15	2:55.945
30	58	B2	Wright/Clark	Porsche 356A	42:13.696	13	3 LAPS	58.68	3:03.720
31	80	B2	Smiley Jones	MGB	42:58.173	13	3 LAPS	57.67	3:03.571
32	51	B2	Moyes	Porsche 911	44:04.495	13	3 LAPS	56.22	3:06.719
33	85	B1	Axisa/Smith	Lotus 36	34:15.890	12	4 LAPS	66.75	2:38.998
34	60	C2	Hayden	Austin Healey 3000	36:35.135	12	4 LAPS	62.51	2:48.498

NOT CLASSIFIED

31	B2	Chappell/Gammond	Porsche 911	43:40.162	10	N.C.F.	43.63	2:55.998
91	B1	Fleming	Lotus Elan S1	10:16.355	4	D.N.F.	73.92	2:27.317
14	D	Spiers	TVR Griffiths	11:12.493	4	D.N.F.	67.75	2:44.201

FASTEST LAP

46	D	Whitaker	TVR Griffith	2:26.082	7	78.44mph	126.23kph
47	C2	Scragg/Scragg	Jaguar E-Type	2:26.632	13	78.14mph	125.76kph
91	B1	Fleming	Lotus Elan S1	2:27.317	3	77.78mph	125.18kph
71	B3	Ross-Jones/Ross-Jones	Triumph TR4	2:39.859	10	71.68mph	115.35kph
39	B2	Eaton/MacLeod	MG B	2:41.227	11	71.07mph	114.38kph

CARS 17, 28, 80 - THIRTY SECOND PENALTY - PIT WINDOW VIOLATION
Weather/Track: Cloud/Damp

Silverstone
Circuit Length = 3.640 miles.
Start: 14:41 End: 15:22

Clerk of the Course:	Timekeeper:
----------------------	-------------

Guards Trophy Race A GT Cars

RACE 2 - LAP ANALYSIS - Silverstone - 19/20 May 2012

4	Rowe/Watson	Lotus Elan		
1 - 2:35.294	6 - 2:33.418	11 - 4:11.840	16 - 2:41.200	
2 - 2:30.242	7 - 2:30.881	12 - 2:41.550		
3 - 2:31.808	8 - 2:28.319	13 - 2:42.412		
4 - 2:29.607	9 - 2:30.216	14 - 2:38.603		
5 - 2:29.270	10 - 2:33.961P	15 - 2:40.501		
7	Gate	Jaguar E-Type		
1 - 2:46.344	6 - 2:39.142	11 - 2:41.420		
2 - 2:40.402	7 - 2:48.669P	12 - 2:40.020		
3 - 2:39.981	8 - 4:00.258	13 - 2:41.933		
4 - 2:40.213	9 - 2:40.619	14 - 2:42.300		
5 - 2:44.273	10 - 2:57.177	15 - 2:44.183		
9	Cope/Gomm	Jaguar E-Type		
1 - 2:54.001	6 - 2:42.610	11 - 2:54.142		
2 - 2:43.621	7 - 2:41.665	12 - 2:50.493		
3 - 2:44.912	8 - 2:55.520P	13 - 2:50.199		
4 - 2:44.570	9 - 4:23.318	14 - 2:49.260		
5 - 2:42.924	10 - 2:51.721	15 - 2:50.338		
14	Spiers	TVR Griffiths		
1 - 2:56.344				
2 - 2:46.552				
3 - 2:45.396				
4 - 2:44.201				
17	Farrell	Jaguar E-Type		
1 - 2:48.217	6 - 2:38.823	11 - 2:45.725P		
2 - 2:40.113	7 - 2:39.533	12 - 3:57.279		
3 - 2:39.875	8 - 2:39.568	13 - 2:39.969		
4 - 2:39.290	9 - 2:38.223	14 - 2:41.961		
5 - 2:42.415	10 - 2:37.975	15 - 2:41.603		
21	Basil	Porsche 911		
1 - 3:15.276	6 - 2:58.115	11 - 2:55.945		
2 - 3:04.458	7 - 3:04.776P	12 - 2:59.538		
3 - 3:01.873	8 - 4:27.781	13 - 2:58.886		
4 - 2:59.307	9 - 2:56.572	14 - 2:59.553		
5 - 2:59.192	10 - 2:57.763			

CARS 17, 28, 80 - THIRTY SECOND PENALTY - PIT WINDOW VIOLATION
Weather/Track: Cloud/Damp

Guards Trophy Race A GT Cars

RACE 2 - LAP ANALYSIS - Silverstone - 19/20 May 2012

(contd.)

28	Boyes	MG B			
1 - 3:00.185	6 - 2:47.238	11 - 2:55.354P			
2 - 2:51.686	7 - 2:48.365	12 - 4:05.015			
3 - 2:51.332	8 - 2:48.637	13 - 2:45.298			
4 - 2:49.135	9 - 2:48.312	14 - 2:46.658			
5 - 2:47.212	10 - 2:50.371				
29	Cox	Marcos 1800 GT			
1 - 2:39.732	6 - 2:35.488	11 - 2:32.476	16 - 2:35.842		
2 - 2:35.454	7 - 2:33.878	12 - 2:34.903			
3 - 2:34.253	8 - 2:33.057	13 - 2:34.923			
4 - 2:33.668	9 - 2:40.423P	14 - 2:35.138			
5 - 2:34.016	10 - 4:00.057	15 - 2:34.766			
30	McPherson/Halstead	Lotus Elan S1			
1 - 2:33.064	6 - 2:32.614	11 - 2:36.135	16 - 2:34.835		
2 - 2:32.255	7 - 2:29.669	12 - 2:33.038			
3 - 2:30.907	8 - 2:35.608P	13 - 2:34.331			
4 - 2:31.749	9 - 3:56.329	14 - 2:43.815			
5 - 2:30.739	10 - 2:34.630	15 - 2:36.362			
31	Chappell/Gammond	Porsche 911			
1 - 3:09.809	6 - 3:04.566P				
2 - 2:59.262	7 - 4:43.171				
3 - 2:55.998	8 - 5:10.738P				
4 - 2:59.126	9 - X:00.000				
5 - 2:59.804	10 - 3:01.234				
36	Sleep/Wykeham	MG B			
1 - 2:57.980	6 - 2:51.082	11 - 2:44.942			
2 - 2:48.917	7 - 2:47.171	12 - 2:45.321			
3 - 2:47.026	8 - 2:56.385P	13 - 2:46.355			
4 - 2:48.578	9 - 4:17.450	14 - 2:44.472			
5 - 2:50.620	10 - 2:44.702	15 - 2:47.567			
37	Naish	MG B			
1 - 3:08.621	6 - 4:23.514	11 - 2:54.127			
2 - 3:00.574	7 - 2:57.141	12 - 3:02.865			
3 - 2:56.184	8 - 2:59.075	13 - 2:57.870			
4 - 2:56.380	9 - 2:57.486	14 - 2:56.362			
5 - 3:11.767P	10 - 2:56.384				

CARS 17, 28, 80 - THIRTY SECOND PENALTY - PIT WINDOW VIOLATION
Weather/Track: Cloud/Damp

Guards Trophy Race A GT Cars

RACE 2 - LAP ANALYSIS - Silverstone - 19/20 May 2012

(contd.)

38	Ashworth				MG B
1 -	2:56.999	6 -	2:43.712	11 -	2:42.173
2 -	2:45.219	7 -	2:42.797	12 -	2:43.812
3 -	2:44.295	8 -	2:51.650P	13 -	2:43.185
4 -	2:45.499	9 -	4:08.097	14 -	2:44.054
5 -	2:44.201	10 -	2:42.819	15 -	2:42.455
39	Eaton/MacLeod				MG B
1 -	2:56.384	6 -	2:59.069P	11 -	2:41.227
2 -	2:48.873	7 -	4:06.816	12 -	2:43.314
3 -	2:47.753	8 -	2:41.962	13 -	2:46.567
4 -	2:48.698	9 -	2:41.508	14 -	2:44.220
5 -	2:51.098	10 -	2:44.880	15 -	2:42.323
46	Whitaker				TVR Griffith
1 -	2:29.474	6 -	2:27.880	11 -	3:45.594
2 -	2:29.109	7 -	2:26.082	12 -	2:26.979
3 -	2:28.542	8 -	2:29.001	13 -	2:27.270
4 -	2:27.674	9 -	2:27.361	14 -	2:28.536
5 -	2:28.961	10 -	2:34.241P	15 -	2:28.834
				16 -	2:28.410
47	Scragg/Scragg				Jaguar E-Type
1 -	2:35.449	6 -	2:30.010	11 -	2:26.942
2 -	2:31.457	7 -	2:28.324	12 -	2:27.689
3 -	2:29.449	8 -	2:28.240	13 -	2:26.632
4 -	2:28.621	9 -	2:36.587P	14 -	2:27.204
5 -	2:29.015	10 -	3:51.667	15 -	2:29.572
				16 -	2:27.056
50	Brooks/Brooks				Lotus Elan
1 -	2:51.476	6 -	2:42.258	11 -	2:36.773
2 -	2:44.921	7 -	2:52.273P	12 -	2:34.614
3 -	2:48.887	8 -	3:58.534	13 -	2:34.285
4 -	2:44.674	9 -	2:36.370	14 -	2:37.857
5 -	2:41.586	10 -	2:35.425	15 -	2:36.629
51	Moyes				Porsche 911
1 -	3:20.996	6 -	3:16.583	11 -	3:14.095
2 -	3:10.499	7 -	3:19.271P	12 -	3:43.664
3 -	3:06.719	8 -	4:42.160	13 -	3:15.343
4 -	3:13.797	9 -	3:12.195		
5 -	3:14.324	10 -	3:14.849		

CARS 17, 28, 80 - THIRTY SECOND PENALTY - PIT WINDOW VIOLATION
Weather/Track: Cloud/Damp

Guards Trophy Race A GT Cars

RACE 2 - LAP ANALYSIS - Silverstone - 19/20 May 2012

(contd.)

54	Welch/Hadfield	Austin Healey 3000					
1 -	2:36.194	6 -	2:33.609	11 -	2:34.575	16 -	2:32.099
2 -	2:33.756	7 -	2:33.524	12 -	2:34.294		
3 -	2:33.543	8 -	2:44.700P	13 -	2:32.990		
4 -	2:32.622	9 -	3:50.711	14 -	2:34.011		
5 -	2:32.743	10 -	2:35.356	15 -	2:33.444		
58	Wright/Clark	Porsche 356A					
1 -	3:21.734	6 -	3:08.820P	11 -	3:04.687		
2 -	3:06.792	7 -	4:38.397	12 -	3:06.105		
3 -	3:03.974	8 -	3:11.411	13 -	3:07.811		
4 -	3:03.720	9 -	3:08.385				
5 -	3:03.876	10 -	3:07.984				
60	Hayden	Austin Healey 3000					
1 -	3:01.018	6 -	2:59.394P	11 -	2:52.147		
2 -	2:51.494	7 -	4:19.402	12 -	3:28.837P		
3 -	2:49.148	8 -	2:48.714				
4 -	2:54.735	9 -	2:52.341				
5 -	2:48.498	10 -	2:49.407				
63	Thopson	TVR Grantura Mk111					
1 -	3:01.571	6 -	2:48.774	11 -	2:44.303		
2 -	2:50.065	7 -	2:54.547P	12 -	2:45.260		
3 -	2:50.436	8 -	4:06.716	13 -	2:46.422		
4 -	2:48.645	9 -	2:45.942	14 -	2:48.037		
5 -	2:46.290	10 -	2:44.518	15 -	2:48.280		
64	Richardson	MG B					
1 -	2:57.334	6 -	2:44.825	11 -	2:43.202		
2 -	2:48.815	7 -	2:48.149P	12 -	2:43.015		
3 -	2:46.785	8 -	4:05.121	13 -	2:44.688		
4 -	2:45.101	9 -	2:43.909	14 -	2:45.607		
5 -	2:44.079	10 -	2:43.016	15 -	2:49.309		
67	Smith/Smith	Marcos 1800 GT					
1 -	2:46.664	6 -	2:33.856	11 -	2:34.504	16 -	2:36.773
2 -	2:36.412	7 -	2:33.372	12 -	2:37.053		
3 -	2:34.944	8 -	2:37.758P	13 -	2:33.580		
4 -	2:34.644	9 -	3:58.864	14 -	2:38.065		
5 -	2:33.575	10 -	2:36.362	15 -	2:37.508		

CARS 17, 28, 80 - THIRTY SECOND PENALTY - PIT WINDOW VIOLATION
Weather/Track: Cloud/Damp

Guards Trophy Race A GT Cars

RACE 2 - LAP ANALYSIS - Silverstone - 19/20 May 2012

(contd.)

71	Ross-Jones/Ross-Jones	Triumph TR4	
1 - 3:01.967	6 - 2:57.648P	11 - 2:43.342	
2 - 2:51.537	7 - 4:19.277	12 - 2:44.154	
3 - 2:49.890	8 - 2:43.256	13 - 2:41.555	
4 - 2:50.274	9 - 2:44.136	14 - 2:42.807	
5 - 2:50.561	10 - 2:39.859	15 - 2:42.392	
72	Boot	Jaguar E-Type	
1 - 2:38.716	6 - 2:37.853	11 - 2:32.659	16 - 2:32.803
2 - 2:34.201	7 - 2:33.239	12 - 2:32.191	
3 - 2:33.600	8 - 2:32.394	13 - 2:32.878	
4 - 2:33.121	9 - 2:39.348P	14 - 2:32.982	
5 - 2:33.171	10 - 4:00.650	15 - 2:33.005	
73	Hodges/Hodges	Jaguar E-type	
1 - 2:44.787	6 - 2:40.506P	11 - 2:36.564	
2 - 2:36.300	7 - 4:06.326	12 - 2:37.322	
3 - 2:36.078	8 - 2:41.041	13 - 2:40.992	
4 - 2:36.001	9 - 2:37.276	14 - 2:41.879	
5 - 2:35.901	10 - 2:38.156	15 - 2:42.058	
74	Smith	MG B	
1 - 2:59.015	6 - 2:47.859	11 - 2:46.207	
2 - 2:49.777	7 - 2:57.855P	12 - 2:44.073	
3 - 2:52.896	8 - 4:07.582	13 - 2:47.252	
4 - 2:51.813	9 - 2:50.425	14 - 2:44.960	
5 - 2:52.325	10 - 2:45.154		
76	Voyazides	AC Cobra	
1 - 2:33.388	6 - 2:28.074	11 - 2:28.214	16 - 2:29.914
2 - 2:28.438	7 - 2:27.490	12 - 2:29.392	
3 - 2:28.079	8 - 2:33.949P	13 - 2:27.568	
4 - 2:27.965	9 - 3:48.259	14 - 2:28.200	
5 - 2:27.658	10 - 2:29.769	15 - 2:29.312	
77	Walker	Lotus Elan 26R	
1 - 2:36.755	6 - 2:30.374	11 - 2:30.158	16 - 2:30.401
2 - 2:33.196	7 - 2:30.130	12 - 2:30.043	
3 - 2:31.845	8 - 2:28.936	13 - 2:28.424	
4 - 2:32.265	9 - 2:35.415P	14 - 2:28.965	
5 - 2:30.964	10 - 3:44.162	15 - 2:31.228	

CARS 17, 28, 80 - THIRTY SECOND PENALTY - PIT WINDOW VIOLATION
Weather/Track: Cloud/Damp

Guards Trophy Race A GT Cars

RACE 2 - LAP ANALYSIS - Silverstone - 19/20 May 2012

(contd.)

80	Smiley Jones	MGB
1 - 3:25.880	6 - 3:06.052	11 - 4:38.581
2 - 3:09.049	7 - 3:04.457	12 - 3:07.777
3 - 3:05.343	8 - 3:06.850	13 - 3:07.871
4 - 3:09.856	9 - 3:03.571	
5 - 3:05.502	10 - 3:17.384P	
85	Axisa/Smith	Lotus 36
1 - 3:00.595	6 - 2:42.702	11 - 2:39.460
2 - 2:44.252	7 - 2:51.518	12 - 2:38.998
3 - 2:41.896	8 - 2:48.076P	
4 - 2:41.991	9 - 4:05.288	
5 - 2:41.631	10 - 2:39.483	
88	Somerville/Monk	Triumph TR4
1 - 3:04.313	6 - 2:47.905	11 - 2:45.754
2 - 2:52.378	7 - 2:56.873P	12 - 2:44.816
3 - 2:51.201	8 - 4:06.127	13 - 2:45.538
4 - 2:49.988	9 - 2:49.117	14 - 2:46.544
5 - 2:50.604	10 - 2:45.809	
91	Fleming	Lotus Elan S1
1 - 2:33.692		
2 - 2:29.033		
3 - 2:27.317		
4 - 2:46.313P		
96	Bernberg/Ugo	TVR Grantura
1 - 2:57.513	6 - 2:43.491	11 - 2:50.947
2 - 2:45.231	7 - 2:49.560P	12 - 2:53.031
3 - 2:46.865	8 - 4:19.902	13 - 2:53.167
4 - 2:44.229	9 - 2:53.767	14 - 2:50.478
5 - 2:42.879	10 - 2:53.168	
98	Bentley	MG B
1 - 2:50.817	6 - 2:43.319	11 - 2:45.475
2 - 2:48.627	7 - 2:43.310	12 - 2:43.781
3 - 2:45.808	8 - 2:42.971	13 - 2:44.121
4 - 2:46.974	9 - 2:47.466P	14 - 2:45.523
5 - 2:43.471	10 - 4:03.240	15 - 2:43.908

CARS 17, 28, 80 - THIRTY SECOND PENALTY - PIT WINDOW VIOLATION
Weather/Track: Cloud/Damp

Guards Trophy Race A GT Cars

RACE 2 - LAP ANALYSIS - Silverstone - 19/20 May 2012

(contd.)

99	Davies/Ronchetti	Shelby Mustang			
1 - 2:34.367	6 - 2:32.838	11 - 2:32.800	16 - 2:32.913		
2 - 2:30.278	7 - 2:29.208	12 - 2:33.533			
3 - 2:30.908	8 - 2:28.210	13 - 2:34.935			
4 - 2:31.547	9 - 2:36.496 ^P	14 - 2:33.010			
5 - 2:30.697	10 - 3:58.360	15 - 2:33.012			

CARS 17, 28, 80 - THIRTY SECOND PENALTY - PIT WINDOW VIOLATION
Weather/Track: Cloud/Damp

Guards Trophy Race A GT Cars
RACE 2 - LAP CHART - Silverstone - 19/20 May 2012

Lap 1			Lap 2			Lap 3			Lap 4			Lap 5		
No	Behind	Laptime	No	Behind	Laptime	No	Behind	Laptime	No	Behind	Laptime	No	Behind	Laptime
46		2:29.474	46		2:29.109	46		2:28.542	46		2:27.674	46		2:28.961
30	3.590	2:33.064	76	3.243	2:28.438	76	2.780	2:28.079	76	3.071	2:27.965	76	1.768	2:27.658
76	3.914	2:33.388	91	4.142	2:29.033	91	2.917	2:27.317	47	10.177	2:28.621	47	10.231	2:29.015
91	4.218	2:33.692	99	6.062	2:30.278	99	8.428	2:30.908	4	12.152	2:29.607	4	12.461	2:29.270
99	4.893	2:34.367	30	6.736	2:32.255	30	9.101	2:30.907	99	12.301	2:31.547	58	1 LAP	3:03.720
4	5.820	2:35.294	4	6.953	2:30.242	47	9.230	2:29.449	30	13.176	2:31.749	99	14.037	2:30.697
47	5.975	2:35.449	47	8.323	2:31.457	4	10.219	2:31.808	77	19.262	2:32.265	30	14.954	2:30.739
54	6.720	2:36.194	54	11.367	2:33.756	77	14.671	2:31.845	91	21.556	2:46.313P	77	21.265	2:30.964
77	7.281	2:36.755	77	11.368	2:33.196	54	16.368	2:33.543	54	21.316	2:32.622	54	25.098	2:32.743
72	9.242	2:38.716	72	14.334	2:34.201	72	19.392	2:33.600	72	24.839	2:33.121	80	1 LAP	3:09.856
29	10.258	2:39.732	29	16.603	2:35.454	29	22.314	2:34.253	29	28.308	2:33.668	51	1 LAP	3:13.797
73	15.313	2:44.787	73	22.504	2:36.300	73	30.040	2:36.078	67	37.865	2:34.644	72	29.049	2:33.171
7	16.870	2:46.344	67	24.493	2:36.412	67	30.895	2:34.944	73	38.367	2:36.001	29	33.363	2:34.016
67	17.190	2:46.664	7	28.163	2:40.402	7	39.602	2:39.981	7	52.141	2:40.213	67	42.479	2:33.575
17	18.743	2:48.217	17	29.747	2:40.113	17	41.080	2:39.875	17	52.696	2:39.290	73	45.307	2:35.901
98	21.343	2:50.817	50	37.814	2:44.921	9	55.409	2:44.912	9	1:12.305	2:44.570	17	1:06.150	2:42.415
50	22.002	2:51.476	9	39.039	2:43.621	98	58.127	2:45.808	85	1:13.935	2:41.991	7	1:07.453	2:44.273
9	24.527	2:54.001	98	40.861	2:48.627	50	58.159	2:48.887	50	1:15.159	2:44.674	9	1:26.268	2:42.924
14	26.870	2:56.344	38	43.635	2:45.219	38	59.388	2:44.295	38	1:17.213	2:45.499	85	1:26.605	2:41.631
39	26.910	2:56.384	96	44.161	2:45.231	85	59.618	2:41.896	98	1:17.427	2:46.974	50	1:27.784	2:41.586
38	27.525	2:56.999	14	44.313	2:46.552	14	1:01.167	2:45.396	14	1:17.694	2:44.201	98	1:31.937	2:43.471
64	27.860	2:57.334	85	46.264	2:44.252	96	1:02.484	2:46.865	96	1:19.039	2:44.229	38	1:32.453	2:44.201
96	28.039	2:57.513	39	46.674	2:48.873	64	1:05.809	2:46.785	64	1:23.236	2:45.101	96	1:32.957	2:42.879
36	28.506	2:57.980	64	47.566	2:48.815	39	1:05.885	2:47.753	39	1:26.909	2:48.698	64	1:38.354	2:44.079
74	29.541	2:59.015	36	48.314	2:48.917	36	1:06.798	2:47.026	36	1:27.702	2:48.578	39	1:49.046	2:51.098
28	30.711	3:00.185	74	50.209	2:49.777	60	1:14.535	2:49.148	63	1:35.918	2:48.645	36	1:49.361	2:50.620
85	31.121	3:00.595	63	53.053	2:50.065	74	1:14.563	2:52.896	28	1:37.539	2:49.135	63	1:53.247	2:46.290
60	31.544	3:01.018	28	53.288	2:51.686	63	1:14.947	2:50.436	74	1:38.702	2:51.813	28	1:55.790	2:47.212
63	32.097	3:01.571	60	53.929	2:51.494	28	1:16.078	2:51.332	71	1:38.869	2:50.274	71	2:00.469	2:50.561
71	32.493	3:01.967	71	54.921	2:51.537	71	1:16.269	2:49.890	60	1:41.596	2:54.735	60	2:01.133	2:48.498
88	34.839	3:04.313	88	58.108	2:52.378	88	1:20.767	2:51.201	88	1:43.081	2:49.988	74	2:02.066	2:52.325
37	39.147	3:08.621	31	1:10.488	2:59.262	31	1:37.944	2:55.998	37	2:06.960	2:56.380	88	2:04.724	2:50.604
31	40.335	3:09.809	37	1:10.612	3:00.574	37	1:38.254	2:56.184	31	2:09.396	2:59.126			
21	45.802	3:15.276	21	1:21.151	3:04.458	21	1:54.482	3:01.873	21	2:26.115	2:59.307			
51	51.522	3:20.996	58	1:29.943	3:06.792	58	2:05.375	3:03.974						
58	52.260	3:21.734	51	1:32.912	3:10.499	51	2:11.089	3:06.719						
80	56.406	3:25.880	80	1:36.346	3:09.049	80	2:13.147	3:05.343						

CARS 17, 28, 80 - THIRTY SECOND PENALTY - PIT WINDOW VIOLATION
Weather/Track: Cloud/Damp

Silverstone
Circuit Length = 3.640 miles.
Start: 14:41 End: 15:22

Guards Trophy Race A GT Cars
RACE 2 - LAP CHART - Silverstone - 19/20 May 2012
 (contd.)

Lap 6			Lap 7			Lap 8			Lap 9			Lap 10		
No	Behind	Laptime	No	Behind	Laptime	No	Behind	Laptime	No	Behind	Laptime	No	Behind	Laptime
46		2:27.880	46		2:26.082	46		2:29.001	46		2:27.361	46		2:34.241P
76	1.962	2:28.074	76	3.370	2:27.490	36	1 LAP	2:47.171	37	2 LAPS	2:57.141	67	1 LAP	3:58.864
31	1 LAP	2:59.804	71	1 LAP	2:57.648P	76	8.318	2:33.949P	47	23.068	2:36.587P	98	1 LAP	2:47.466P
47	12.361	2:30.010	60	1 LAP	2:59.394P	28	1 LAP	2:48.365	73	1 LAP	2:41.041	4	24.691	2:33.961P
4	17.999	2:33.418	47	14.603	2:28.324	73	1 LAP	4:06.326	4	24.971	2:30.216	80	2 LAPS	3:06.850
99	18.995	2:32.838	99	22.121	2:29.208	63	1 LAP	2:54.547P	51	2 LAPS	3:19.271P	73	1 LAP	2:37.276
30	19.688	2:32.614	4	22.798	2:30.881	47	13.842	2:28.240	28	1 LAP	2:48.637	28	1 LAP	2:48.312
37	1 LAP	3:11.767P	30	23.275	2:29.669	99	21.330	2:28.210	99	30.465	2:36.496P	37	2 LAPS	2:59.075
77	23.759	2:30.374	77	27.807	2:30.130	4	22.116	2:28.319	36	1 LAP	2:56.385P	7	1 LAP	2:40.619
21	1 LAP	2:59.192	54	38.269	2:33.524	74	1 LAP	2:57.855P	77	35.796	2:35.415P	21	2 LAPS	4:27.781
54	30.827	2:33.609	72	46.179	2:33.239	88	1 LAP	2:56.873P	31	2 LAPS	4:43.171	50	1 LAP	2:36.370
72	39.022	2:37.853	29	48.767	2:33.878	77	27.742	2:28.936	7	1 LAP	4:00.258	76	1:24.744	2:29.769
29	40.971	2:35.488	31	1 LAP	3:04.566P	30	29.882	2:35.608P	72	1:01.559	2:39.348P	85	1 LAP	4:05.288
67	48.455	2:33.856	67	55.745	2:33.372	72	49.572	2:32.394	29	1:05.885	2:40.423P	38	1 LAP	4:08.097
58	1 LAP	3:03.876	21	1 LAP	2:58.115	29	52.823	2:33.057	50	1 LAP	3:58.534	64	1 LAP	2:43.909
73	57.933	2:40.506P	17	1:30.544	2:39.533	54	53.968	2:44.700P	58	2 LAPS	4:38.397	47	1:40.494	3:51.667
80	1 LAP	3:05.502	58	1 LAP	3:08.820P	67	1:04.502	2:37.758P	64	1 LAP	4:05.121	9	1 LAP	4:23.318
51	1 LAP	3:14.324	7	1:41.302	2:48.669P	39	1 LAP	4:06.816	76	1:29.216	3:48.259	77	1:45.717	3:44.162
17	1:17.093	2:38.823	80	1 LAP	3:06.052	21	1 LAP	3:04.776P	96	1 LAP	4:19.902	58	2 LAPS	3:11.411
7	1:18.715	2:39.142	9	1:56.581	2:41.665	17	1:41.111	2:39.568	39	1 LAP	2:41.962	39	1 LAP	2:41.508
9	1:40.998	2:42.610	98	2:04.604	2:43.310	71	1 LAP	4:19.277	17	1:51.973	2:38.223	99	1:54.584	3:58.360
85	1:41.427	2:42.702	38	2:05.000	2:42.797	60	1 LAP	4:19.402	63	1 LAP	4:06.716	96	1 LAP	2:53.767
50	1:42.162	2:42.258	51	1 LAP	3:16.583	98	2:18.574	2:42.971	30	1:58.850	3:56.329	17	1:55.707	2:37.975
98	1:47.376	2:43.319	85	2:06.863	2:51.518	80	1 LAP	3:04.457	74	1 LAP	4:07.582	30	1:59.239	2:34.630
38	1:48.285	2:43.712	50	2:08.353	2:52.273P	9	2:23.100	2:55.520P	88	1 LAP	4:06.127	63	1 LAP	2:45.942
96	1:48.568	2:43.491	96	2:12.046	2:49.560P	85	2:25.938	2:48.076P	71	1 LAP	2:43.256	36	1 LAP	4:17.450
64	1:55.299	2:44.825	64	2:17.366	2:48.149P	38	2:27.649	2:51.650P	54	2:17.318	3:50.711	54	2:18.433	2:35.356
36	2:12.563	2:51.082	37	1 LAP	4:23.514				60	1 LAP	2:48.714	88	1 LAP	2:49.117
63	2:14.141	2:48.774										71	1 LAP	2:44.136
28	2:15.148	2:47.238										74	1 LAP	2:50.425
39	2:20.235	2:59.069P										72	2:27.968	4:00.650
74	2:22.045	2:47.859										29	2:31.701	4:00.057
88	2:24.749	2:47.905										51	2 LAPS	4:42.160
												60	1 LAP	2:52.341
												67	2:38.126	2:36.362
												73	3:04.047	2:38.156
												31	2 LAPS	5:10.738P
												80	1 LAP	3:03.571
												28	3:34.148	2:50.371
												37	1 LAP	2:57.486

CARS 17, 28, 80 - THIRTY SECOND PENALTY - PIT WINDOW VIOLATION
 Weather/Track: Cloud/Damp

Silverstone
 Circuit Length = 3.640 miles.
 Start: 14:41 End: 15:22

Guards Trophy Race A GT Cars
RACE 2 - LAP CHART - Silverstone - 19/20 May 2012
 (contd.)

Lap 11			Lap 12			Lap 13			Lap 14			Lap 15		
No	Behind	Laptime	No	Behind	Laptime	No	Behind	Laptime	No	Behind	Laptime	No	Behind	Laptime
46		3:45.594	46		2:26.979	46		2:27.270	46		2:28.536	46		2:28.834
50	1 LAP	2:35.425	76	9.777	2:29.392	76	10.075	2:27.568	58	3 LAPS	3:04.687	73	1 LAP	2:41.879
7	1 LAP	2:57.177	50	1 LAP	2:36.773	50	1 LAP	2:34.614	76	9.739	2:28.200	76	10.217	2:29.312
76	7.364	2:28.214	28	1 LAP	2:55.354P	47	21.914	2:26.632	17	1 LAP	2:39.969	47	21.320	2:29.572
21	2 LAPS	2:56.572	7	1 LAP	2:41.420	51	3 LAPS	3:14.849	80	3 LAPS	4:38.581	17	1 LAP	2:41.961
47	21.842	2:26.942	47	22.552	2:27.689	7	1 LAP	2:40.020	47	20.582	2:27.204	50	1 LAP	2:37.857
98	1 LAP	4:03.240	37	2 LAPS	2:56.384	77	34.499	2:28.424	50	1 LAP	2:34.285	77	37.322	2:31.228
85	1 LAP	2:39.483	80	2 LAPS	3:17.384P	85	1 LAP	2:38.998	77	34.928	2:28.965	58	3 LAPS	3:06.105
77	30.281	2:30.158	77	33.345	2:30.043	37	2 LAPS	2:54.127	60	2 LAPS	3:28.837P	80	3 LAPS	3:07.777
38	1 LAP	2:42.819	85	1 LAP	2:39.460	99	56.009	2:34.935	7	1 LAP	2:41.933	7	1 LAP	2:42.300
64	1 LAP	2:43.016	98	1 LAP	2:45.475	98	1 LAP	2:43.781	99	1:00.483	2:33.010	99	1:04.661	2:33.012
99	41.790	2:32.800	21	2 LAPS	2:57.763	30	1:02.900	2:34.331	51	3 LAPS	3:14.095	30	1:25.707	2:36.362
30	49.780	2:36.135	38	1 LAP	2:42.173	38	1 LAP	2:43.812	98	1 LAP	2:44.121	98	1 LAP	2:45.523
4	50.937	4:11.840	99	48.344	2:33.533	64	1 LAP	2:43.015	38	1 LAP	2:43.185	54	1:30.534	2:33.444
9	1 LAP	2:51.721	64	1 LAP	2:43.202	21	2 LAPS	2:55.945	30	1:18.179	2:43.815	38	1 LAP	2:44.054
39	1 LAP	2:44.880	30	55.839	2:33.038	54	1:20.449	2:32.990	64	1 LAP	2:44.688	72	1:34.470	2:33.005
17	55.838	2:45.725P	4	1:05.508	2:41.550	4	1:20.650	2:42.412	54	1:25.924	2:34.011	64	1 LAP	2:45.607
96	1 LAP	2:53.168	39	1 LAP	2:41.227	39	1 LAP	2:43.314	37	2 LAPS	3:02.865	4	1:42.384	2:40.501
63	1 LAP	2:44.518	54	1:14.729	2:34.294	72	1:25.853	2:32.878	72	1:30.299	2:32.982	29	1:46.694	2:34.766
54	1:07.414	2:34.575	9	1 LAP	2:54.142	29	1:34.160	2:34.923	4	1:30.717	2:38.603	37	2 LAPS	2:57.870
58	2 LAPS	3:08.385	72	1:20.245	2:32.191	63	1 LAP	2:45.260	29	1:40.762	2:35.138	39	1 LAP	2:44.220
71	1 LAP	2:39.859	63	1 LAP	2:44.303	9	1 LAP	2:50.493	39	1 LAP	2:46.567	67	2:01.623	2:37.508
72	1:15.033	2:32.659	29	1:26.507	2:34.903	67	1:43.420	2:33.580	21	2 LAPS	2:59.538	31	6 LAPS	12:36.454
36	1 LAP	2:44.702	96	1 LAP	2:50.947	71	1 LAP	2:44.154	67	1:52.949	2:38.065	21	2 LAPS	2:58.886
29	1:18.583	2:32.476	71	1 LAP	2:43.342	36	1 LAP	2:45.321	63	1 LAP	2:46.422	71	1 LAP	2:42.807
88	1 LAP	2:45.809	36	1 LAP	2:44.942	96	1 LAP	2:53.031	71	1 LAP	2:41.555	63	1 LAP	2:48.037
74	1 LAP	2:45.154	67	1:37.110	2:37.053	28	1 LAP	4:05.015	9	1 LAP	2:50.199	9	1 LAP	2:49.260
67	1:27.036	2:34.504	88	1 LAP	2:45.754	88	1 LAP	2:44.816	36	1 LAP	2:46.355	51	3 LAPS	3:43.664
60	1 LAP	2:49.407	74	1 LAP	2:46.207	74	1 LAP	2:44.073	28	1 LAP	2:45.298	36	1 LAP	2:44.472
73	1:55.017	2:36.564	58	2 LAPS	3:07.984	73	2:19.082	2:40.992	88	1 LAP	2:45.538			
51	2 LAPS	3:12.195	73	2:05.360	2:37.322				74	1 LAP	2:47.252			
			60	1 LAP	2:52.147				96	1 LAP	2:53.167			
			17	2:26.138	3:57.279									

CARS 17, 28, 80 - THIRTY SECOND PENALTY - PIT WINDOW VIOLATION
 Weather/Track: Cloud/Damp

Silverstone
 Circuit Length = 3.640 miles.
 Start: 14:41 End: 15:22

Guards Trophy Race A GT Cars

RACE 2 - LAP CHART - Silverstone - 19/20 May 2012

(contd.)

Lap 16			Lap 17			Lap 18			Lap 19			Lap 20		
No	Behind	Laptime	No	Behind	Laptime	No	Behind	Laptime	No	Behind	Laptime	No	Behind	Laptime
46		2:28.410												
28	2 LAPS	2:46.658												
88	2 LAPS	2:46.544												
74	2 LAPS	2:44.960												
96	2 LAPS	2:50.478												
76	11.721	2:29.914												
73	1 LAP	2:42.058												
47	19.966	2:27.056												
17	1 LAP	2:41.603												
77	39.313	2:30.401												
50	1 LAP	2:36.629												
99	1:09.164	2:32.913												
7	1 LAP	2:44.183												
58	3 LAPS	3:07.811												
30	1:32.132	2:34.835												
80	3 LAPS	3:07.871												
54	1:34.223	2:32.099												
72	1:38.863	2:32.803												
98	1 LAP	2:43.908												
38	1 LAP	2:42.455												
29	1:54.126	2:35.842												
4	1:55.174	2:41.200												
64	1 LAP	2:49.309												
67	2:09.986	2:36.773												
39	1 LAP	2:42.323												
37	2 LAPS	2:56.362												
71	1 LAP	2:42.392												
63	1 LAP	2:48.280												
36	1 LAP	2:47.567												
21	2 LAPS	2:59.553												
9	1 LAP	2:50.338												
31	6 LAPS	3:01.234												
51	3 LAPS	3:15.343												

CARS 17, 28, 80 - THIRTY SECOND PENALTY - PIT WINDOW VIOLATION
Weather/Track: Cloud/Damp

Grandstand Motorsport Historic Formula Ford

RACE 3 - QUALIFYING - Silverstone - 19/20 May 2012

POS	NO	CL	DRIVER	CAR	TIME	LAPS	GAP	MPH
1	1		Benn SIMMS	Alexis Mk14	2:37.689	9		72.66
2	21		Benjamin MITCHELL	Merlyn Mk20	2:39.047	8	1.358	72.04
3	43		Callum GRANT	Merlyn MK20a	2:42.421	9	4.732	70.55
4	6		Stuart BAIRD	Merlyn Mk11A	2:42.993	9	5.304	70.30
5	5		John FARRELL	Merlyn Mk11a	2:43.936	8	6.247	69.89
6	37		William NUTHALL	Jamun T2	2:45.537	8	7.848	69.22
7	57		David WILD	Lola T200	2:46.130	8	8.441	68.97
8	61		Harvey SYKES	Merlyn Mk17	2:47.015	8	9.326	68.60
9	8		Andrew MANSELL	Merlyn Mk11A	2:48.765	8	11.076	67.89
10	77		Chris SHARPLES	Palliser WDF1	2:48.810	8	11.121	67.88
11	38		Pertti KIIVERI	Kvantti MK1	2:48.996	8	11.307	67.80
12	7		Derek RODGERS	Merlyn Mk11A/17	2:49.401	8	11.712	67.64
13	54		Alex MEEK	Merlyn Mk20A	2:49.584	8	11.895	67.57
14	2		Denis WELCH	Lotus 61	2:50.635	8	12.946	67.15
15	16		Simon TOYNE	Lola T200	2:51.105	8	13.416	66.96
16	58		John CROWELL	Elden MK8	2:51.753	8	14.064	66.71
17	63		Matthew STURMER	Macon MR8	2:52.050	8	14.361	66.60
18	86		Alan FAIRBROTHER	Merlyn Mk20	2:52.995	8	15.306	66.23
19	18		Stuart DIX	Cooper Chinook	2:53.468	8	15.779	66.05
20	27		Dick DIXON	Lotus 61	2:53.532	8	15.843	66.03
21	47		Louis HANJOUL	Elden Mk8/10	2:53.623	8	15.934	65.99
22	4		Maxim BARTELL	Merlyn Mk20A	2:55.035	8	17.346	65.46
23	55		Roger ARNOLD	Merlyn Mk20	2:55.867	8	18.178	65.15
24	19		Stephen KING	Macon MR8	2:56.079	8	18.390	65.07
25	39		Michael RICHINGS	Alexis Mk15	2:56.910	8	19.221	64.77
26	25		Philip WALKER	Crossle 16F	2:58.776	8	21.087	64.09
27	33		Roger WAITE	Lola T200	2:58.988	8	21.299	64.02
28	49		Koichi WATANUKI	Merlyn Mk11A	2:59.400	8	21.711	63.87
29	69		Dave LOWE	Lotus 69	3:00.880	7	23.191	63.35
30	28		Michael WALES	Merlyn Mk20	3:01.064	8	23.375	63.28
31	48		Scott LAWRIE	Merlyn Mk20A	3:01.514	7	23.825	63.12
32	90	N	Julian PIERCE	Macon Mk8	3:03.067	8	25.378	62.59
33	53		Andrew GOORD	Merlyn Mk20A	3:05.832	7	28.143	61.66
34	30		Ciro PAVESI	Merlyn MK20	3:06.991	7	29.302	61.28
35	46		Mike BROMLEY	Merlyn Mk11A	3:08.544	7	30.855	60.77
36	70		Simon BAINES	Merlyn Mk20	3:10.549	7	32.860	60.13
37	75		David OWEN	Merlyn Mk20	3:11.594	7	33.905	59.80
38	93	N	David INNES **	Titan Mk6	3:13.855	7	36.166	59.11
39	59		Les BEARDS	Nike	3:28.952	7	51.263	54.83

DRIVERS MARKED ** HAVE NO WORKING TRANSPONDER
Weather/Track: Cloud/Damp

Silverstone
 Circuit Length = 3.640 miles.
 Start: 10:05 End: 10:25

Clerk of the Course:	Timekeeper:
----------------------	-------------

Grandstand Motorsport Historic Formula Ford
RACE 3 - QUALIFYING LAP ANALYSIS - Silverstone - 19/20 May 2012

1	Simms	Alexis Mk14
1 -	5:39.397	6 - 2:40.074
2 -	2:44.179	7 - 2:38.406
3 -	2:40.106	8 - 2:39.474
4 -	2:41.021	9 - 2:37.689
5 -	2:42.172	
2	Welch	Lotus 61
1 -	5:52.598	6 - 2:52.691
2 -	2:58.775	7 - 2:51.097
3 -	3:02.616	8 - 2:50.635
4 -	2:53.222	
5 -	2:52.395	
4	Bartell	Merlyn Mk20A
1 -	6:15.365	6 - 2:59.934
2 -	3:03.322	7 - 3:13.290
3 -	3:00.268	8 - 3:42.950P
4 -	2:55.035	
5 -	2:57.617	
5	Farrell	Merlyn Mk11a
1 -	6:20.196	6 - 2:45.534
2 -	3:04.324	7 - 2:43.936
3 -	2:53.236	8 - 2:46.824
4 -	2:51.802	
5 -	2:46.885	
6	Baird	Merlyn Mk11A
1 -	5:41.382	6 - 2:46.122
2 -	2:49.838	7 - 2:44.513
3 -	2:45.722	8 - 2:43.512
4 -	2:43.840	9 - 3:12.164
5 -	2:42.993	
7	Rodgers	Merlyn Mk11A/17
1 -	6:04.192	6 - 2:54.480
2 -	3:01.162	7 - 2:49.746
3 -	2:53.903	8 - 2:49.401
4 -	2:56.112	
5 -	2:52.729	

DRIVERS MARKED ** HAVE NO WORKING TRANSPONDER
Weather/Track: Cloud/Damp

Grandstand Motorsport Historic Formula Ford
RACE 3 - QUALIFYING LAP ANALYSIS - Silverstone - 19/20 May 2012
 (contd.)

8	Mansell	Merlyn Mk11A
1 - 6:19.130	6 - 2:53.556	
2 - 3:19.753	7 - 2:51.354	
3 - 3:03.210	8 - 2:48.765	
4 - 2:54.298		
5 - 2:53.956		
16	Toyne	Lola T200
1 - 6:11.948	6 - 2:52.569	
2 - 2:59.093	7 - 2:54.005	
3 - 3:00.393	8 - 3:02.344	
4 - 2:51.105		
5 - 3:01.722		
18	Dix	Cooper Chinook
1 - 6:06.056	6 - 2:56.103	
2 - 3:08.618	7 - 2:53.468	
3 - 3:02.460	8 - 2:54.213	
4 - 2:56.647		
5 - 2:57.025		
19	King	Macon MR8
1 - 6:01.663	6 - 2:56.912	
2 - 3:05.052	7 - 2:57.419	
3 - 2:59.844	8 - 2:56.079	
4 - 2:59.002		
5 - 2:56.922		
21	Mitchell	Merlyn Mk20
1 - 7:55.938	6 - 2:39.256	
2 - 2:47.523	7 - 2:39.047	
3 - 2:43.145	8 - 2:41.129	
4 - 2:43.466		
5 - 2:42.712		
25	Walker	Crossle 16F
1 - 6:20.233	6 - 3:04.775	
2 - 3:21.618	7 - 3:00.666	
3 - 3:09.705	8 - 2:58.776	
4 - 3:02.678		
5 - 3:20.647		

DRIVERS MARKED ** HAVE NO WORKING TRANSPONDER
Weather/Track: Cloud/Damp

Grandstand Motorsport Historic Formula Ford
RACE 3 - QUALIFYING LAP ANALYSIS - Silverstone - 19/20 May 2012
 (contd.)

27	Dixon	Lotus 61
1 -	6:03.153	6 - 2:54.101
2 -	3:10.974	7 - 2:53.894
3 -	3:03.394	8 - 2:54.304
4 -	3:00.046	
5 -	2:53.532	
28	Wales	Merlyn Mk20
1 -	5:49.491	6 - 3:01.064
2 -	3:10.307	7 - 3:03.528
3 -	3:08.889	8 - 3:02.280
4 -	3:09.100	
5 -	3:01.947	
30	Pavesi	Merlyn MK20
1 -	6:34.050	6 - 3:09.916
2 -	3:28.682	7 - 3:06.991
3 -	3:21.564	
4 -	3:14.628	
5 -	3:14.670	
33	Waite	Lola T200
1 -	6:07.279	6 - 3:00.364
2 -	3:11.420	7 - 3:13.682
3 -	3:07.745	8 - 2:59.475
4 -	3:01.507	
5 -	2:58.988	
37	Nuthall	Jamun T2
1 -	6:19.412	6 - 2:45.537
2 -	2:56.037	7 - 2:50.473
3 -	2:55.332	8 - 2:50.983
4 -	2:48.584	
5 -	2:46.525	
38	Kiiveri	Kvantti MK1
1 -	5:57.470	6 - 2:50.587
2 -	2:54.691	7 - 2:50.003
3 -	2:51.757	8 - 2:48.996
4 -	2:53.135	
5 -	2:53.109	

DRIVERS MARKED ** HAVE NO WORKING TRANSPONDER
Weather/Track: Cloud/Damp

Grandstand Motorsport Historic Formula Ford
RACE 3 - QUALIFYING LAP ANALYSIS - Silverstone - 19/20 May 2012
 (contd.)

39	Richings	Alexis Mk15
1 -	6:10.415	6 - 2:59.702
2 -	3:11.769	7 - 3:04.676
3 -	3:02.661	8 - 2:56.910
4 -	3:10.356	
5 -	2:57.779	
43	Grant	Merlyn MK20a
1 -	5:39.257	6 - 2:43.835
2 -	2:48.299	7 - 2:54.253
3 -	2:44.257	8 - 2:42.421
4 -	2:44.569	9 - 2:45.004
5 -	2:43.863	
46	Bromley	Merlyn Mk11A
1 -	6:25.653	6 - 3:11.705
2 -	3:26.768	7 - 3:08.544
3 -	3:10.876	
4 -	3:14.000	
5 -	3:15.006	
47	Hanjoul	Elden Mk8/10
1 -	6:26.918	6 - 2:57.885
2 -	3:17.613	7 - 2:53.623
3 -	3:03.350	8 - 2:56.026
4 -	3:01.485	
5 -	3:00.890	
48	Lawrie	Merlyn Mk20A
1 -	6:19.437	6 - 3:01.514
2 -	3:17.568	7 - 3:11.856
3 -	3:11.637	
4 -	3:10.997	
5 -	3:18.790	
49	Watanuki	Merlyn Mk11A
1 -	6:42.133	6 - 2:59.400
2 -	3:13.680	7 - 3:03.764
3 -	3:07.713	8 - 3:00.723
4 -	3:01.798	
5 -	3:03.992	

DRIVERS MARKED ** HAVE NO WORKING TRANSPONDER
Weather/Track: Cloud/Damp

Grandstand Motorsport Historic Formula Ford
RACE 3 - QUALIFYING LAP ANALYSIS - Silverstone - 19/20 May 2012
 (contd.)

53	Goord	Merlyn Mk20A
1 - 6:41.328	6 - 3:07.891	
2 - 3:19.255	7 - 3:05.832	
3 - 3:20.085		
4 - 3:11.257		
5 - 3:12.237		
54	Meek	Merlyn Mk20A
1 - 5:46.268	6 - 3:06.748	
2 - 3:01.934	7 - 3:06.879	
3 - 2:56.988	8 - 2:49.584	
4 - 2:53.854		
5 - 2:52.140		
55	Arnold	Merlyn Mk20
1 - 5:53.696	6 - 3:14.206	
2 - 3:01.067	7 - 2:59.845	
3 - 2:55.867	8 - 2:57.880	
4 - 2:57.116		
5 - 2:56.650		
57	Wild	Lola T200
1 - 6:17.288	6 - 2:50.113	
2 - 2:56.422	7 - 2:46.130	
3 - 2:54.462	8 - 2:46.437	
4 - 2:50.391		
5 - 2:48.169		
58	Crowell	Elden MK8
1 - 6:27.215	6 - 2:54.074	
2 - 3:30.270	7 - 2:51.753	
3 - 3:02.525	8 - 3:01.143	
4 - 2:58.664		
5 - 3:03.866		
59	Beards	Nike
1 - 6:17.068	6 - 3:28.952	
2 - 3:44.550	7 - 3:31.008	
3 - 3:34.006		
4 - 3:31.362		
5 - 3:35.152		

DRIVERS MARKED ** HAVE NO WORKING TRANSPONDER
Weather/Track: Cloud/Damp

Grandstand Motorsport Historic Formula Ford
RACE 3 - QUALIFYING LAP ANALYSIS - Silverstone - 19/20 May 2012
 (contd.)

61	Sykes	Merlyn Mk17
1 -	6:14.680	6 - 2:54.926
2 -	3:00.373	7 - 2:51.205
3 -	3:01.424	8 - 2:47.015
4 -	2:54.668	
5 -	2:51.695	
63	Sturmer	Macon MR8
1 -	6:08.137	6 - 2:52.050
2 -	3:20.147	7 - 3:05.261
3 -	3:11.427	8 - 3:00.994
4 -	2:53.901	
5 -	3:24.074	
69	Lowe	Lotus 69
1 -	6:26.129	6 - 3:09.085
2 -	3:16.574	7 - 3:08.985
3 -	3:00.880	
4 -	3:22.627	
5 -	3:05.876	
70	Baines	Merlyn Mk20
1 -	6:31.963	6 - 3:12.025
2 -	3:29.644	7 - 3:10.549
3 -	3:15.913	
4 -	3:13.644	
5 -	3:14.194	
75	Owen	Merlyn Mk20
1 -	6:49.824	6 - 3:14.529
2 -	3:50.032	7 - 3:11.594
3 -	3:20.236	
4 -	3:15.638	
5 -	3:23.171	
77	Sharples	Palliser WDF1
1 -	6:03.609	6 - 2:51.711
2 -	3:08.949	7 - 2:50.936
3 -	3:09.099	8 - 2:48.810
4 -	2:57.656	
5 -	2:55.022	

DRIVERS MARKED ** HAVE NO WORKING TRANSPONDER
Weather/Track: Cloud/Damp

Grandstand Motorsport Historic Formula Ford
RACE 3 - QUALIFYING LAP ANALYSIS - Silverstone - 19/20 May 2012
 (contd.)

86	Fairbrother	Merlyn Mk20
1 - 5:52.800	6 - 2:54.637	
2 - 3:09.251	7 - 2:59.694	
3 - 2:58.709	8 - 2:52.995	
4 - 2:59.503		
5 - 2:57.581		
90	Pierce	Macon Mk8
1 - 5:55.398	6 - 3:08.726	
2 - 3:03.187	7 - 3:07.239	
3 - 3:25.015	8 - 3:06.944	
4 - 3:03.067		
5 - 3:04.295		
93	Innes **	Titan Mk6
1 - 6:22.220	6 - 3:14.217	
2 - 3:33.270	7 - 3:13.855	
3 - 3:29.385		
4 - 3:15.498		
5 - 3:16.853		

DRIVERS MARKED ** HAVE NO WORKING TRANSPONDER
Weather/Track: Cloud/Damp

Grandstand Motorsport Historic Formula Ford

RACE 3 - GRID - Silverstone - 19/20 May 2012

ROW
20
ROW
19
ROW
18
ROW
17
ROW
16
ROW
15
ROW
14
ROW
13
ROW
12
ROW
11
ROW
10
ROW
9
ROW
8
ROW
7
ROW
6
ROW
5
ROW
4
ROW
3
ROW
2
ROW
1

		59	Beards
93	Innes **	75	Owen
70	Baines	46	Bromley
30	Pavesi	53	Goord
90	Pierce	48	Lawrie
28	Wales	69	Lowe
49	Watanuki	33	Waite
25	Walker	39	Richings
19	King	55	Arnold
4	Bartell	47	Hanjoul
27	Dixon	18	Dix
86	Fairbrother	63	Sturmer
58	Crowell	16	Toyne
2	Welch	54	Meek
7	Rodgers	38	Kiiveri
77	Sharples	8	Mansell
61	Sykes	57	Wild
37	Nuthall	5	Farrell
6	Baird	43	Grant
21	Mitchell	1	Simms

POLE

DRIVERS MARKED ** HAVE NO WORKING TRANSPONDER
Weather/Track: Cloud/Damp

Silverstone
Circuit Length = 3.640 miles.
Start: 10:05 End: 10:25

Clerk of the Course:

Timekeeper:

Grandstand Motorsport Historic Formula Ford

RACE 3 - CLASSIFICATION - Silverstone - 19/20 May 2012

POS	NO	CL	DRIVER	CAR	TIME	LAPS	GAP	MPH	BEST
1	21		Mitchell	Merlyn Mk20	21:32.520	9		79.58	2:22.753
2	43		Grant	Merlyn MK20a	21:32.649	9	0.129	79.57	2:22.539
3	6		Baird	Merlyn Mk11A	21:39.535	9	7.015	79.15	2:22.776
4	1		Simms	Jomo	21:41.965	9	9.445	79.00	2:22.983
5	37		Nuthall	Jamun T2	21:50.853	9	18.333	78.46	2:24.358
6	57		Wild	Lola T200	21:51.057	9	18.537	78.45	2:24.703
7	16		Toyne	Lola T200	21:59.162	9	26.642	77.97	2:24.817
8	5		Farrell	Merlyn Mk11a	22:08.244	9	35.724	77.44	2:25.641
9	8		Mansell	Merlyn Mk11A	22:16.359	9	43.839	76.97	2:26.840
10	38		Kiiveri	Kvantti MK1	22:17.684	9	45.164	76.89	2:26.707
11	7		Rodgers	Merlyn Mk11A/17	22:19.449	9	46.929	76.79	2:27.486
12	61		Sykes	Merlyn Mk17	22:20.017	9	47.497	76.76	2:27.313
13	2		Welch	Lotus 61	22:42.648	9	1:10.128	75.48	2:29.078
14	69		Lowe	Lotus 69	22:43.634	9	1:11.114	75.43	2:27.789
15	58		Crowell	Elden MK8	22:44.289	9	1:11.769	75.39	2:28.198
16	33		Waite	Lola T200	22:45.130	9	1:12.610	75.34	2:27.747
17	19		King	Macon MR8	22:45.310	9	1:12.790	75.33	2:28.647
18	86		Fairbrother	Merlyn Mk20	22:47.268	9	1:14.748	75.23	2:28.351
19	27		Dixon	Lotus 61	22:49.724	9	1:17.204	75.09	2:30.402
20	4		Bartell	Merlyn Mk20A	22:53.469	9	1:20.949	74.89	2:29.485
21	49		Watanuki	Merlyn Mk11A	23:19.247	9	1:46.727	73.51	2:33.464
22	39		Richings	Alexis Mk15	23:19.554	9	1:47.034	73.49	2:32.924
23	55		Arnold	Merlyn Mk20	23:28.842	9	1:56.322	73.01	2:33.866
24	28		Wales	Merlyn Mk20	23:48.248	9	2:15.728	72.01	2:33.847
25	46		Bromley	Merlyn Mk11A	23:48.788	9	2:16.268	71.99	2:34.922
26	75		Owen	Merlyn Mk20	23:51.932	9	2:19.412	71.83	2:33.594
27	70		Baines	Merlyn Mk20	23:53.156	9	2:20.636	71.77	2:34.786
28	48		Lawrie	Merlyn Mk20A	23:59.801	9	2:27.281	71.44	2:34.774
29	90	N	Pierce	Macon Mk8	24:01.278	9	2:28.758	71.36	2:34.947
30	53		Goord	Merlyn Mk20A	24:03.279	9	2:30.759	71.26	2:36.005
31	30		Pavesi	Merlyn MK20	24:03.591	9	2:31.071	71.25	2:35.715
32	93	N	Innes	Titan Mk6	23:08.375	8	1 LAP	65.83	2:49.325
33	59		Beards	Nike	23:27.694	7	2 LAPS	56.78	3:16.222

NOT CLASSIFIED

77	Sharples	Palliser WDF1	17:40.109	7	D.N.F.	75.40	2:25.258
63	Sturmer	Macon MR8	17:54.686	6	D.N.F.	63.72	2:30.756
54	Meek	Merlyn Mk20A	13:00.365	5	D.N.F.	73.07	2:28.965
47	Hanjoul	Elden Mk8/10	10:10.560	4	D.N.F.	74.62	2:30.482
25	Walker	Crossle 16F		0	D.N.F.	N/A	
18	Dix	Cooper Chinook		0	D.N.F.	N/A	

FASTEST LAP

43	Grant	Merlyn MK20a	2:22.539	8	80.39mph	129.37kph
90	N Pierce	Macon Mk8	2:34.947	9	73.95mph	119.01kph

CAR 1 - TEN SECOND PENALTY - OUT OF POSITION START
Weather/Track: Cloud/Dry

Silverstone
Circuit Length = 3.640 miles.
Start: 15:41 End: 16:02

Clerk of the Course:	Timekeeper:
----------------------	-------------

Grandstand Motorsport Historic Formula Ford
RACE 3 - LAP ANALYSIS - Silverstone - 19/20 May 2012

1	Simms	Jomo
1 - 2:22.997	6 - 2:24.702	
2 - 2:23.271	7 - 2:23.384	
3 - 2:23.686	8 - 2:22.983	
4 - 2:23.975	9 - 2:23.536	
5 - 2:23.431		
2	Welch	Lotus 61
1 - 2:34.027	6 - 2:31.040	
2 - 2:37.543	7 - 2:30.368	
3 - 2:29.078	8 - 2:30.929	
4 - 2:29.392	9 - 2:31.038	
5 - 2:29.233		
4	Bartell	Merlyn Mk20A
1 - 2:43.668	6 - 2:29.624	
2 - 2:33.996	7 - 2:29.485	
3 - 2:33.095	8 - 2:30.743	
4 - 2:31.133	9 - 2:29.768	
5 - 2:31.957		
5	Farrell	Merlyn Mk11a
1 - 2:28.073	6 - 2:28.592	
2 - 2:26.077	7 - 2:28.093	
3 - 2:25.641	8 - 2:29.000	
4 - 2:27.976	9 - 2:26.431	
5 - 2:28.361		
6	Baird	Merlyn Mk11A
1 - 2:24.880	6 - 2:22.776	
2 - 2:23.516	7 - 2:24.250	
3 - 2:24.096	8 - 2:24.217	
4 - 2:23.750	9 - 2:28.540	
5 - 2:23.510		
7	Rodgers	Merlyn Mk11A/17
1 - 2:32.744	6 - 2:28.526	
2 - 2:29.489	7 - 2:28.242	
3 - 2:29.301	8 - 2:27.486	
4 - 2:27.697	9 - 2:27.633	
5 - 2:28.331		

CAR 1 - TEN SECOND PENALTY - OUT OF POSITION START
Weather/Track: Cloud/Dry

Grandstand Motorsport Historic Formula Ford
RACE 3 - LAP ANALYSIS - Silverstone - 19/20 May 2012
 (contd.)

8	Mansell	Merlyn Mk11A
1 -	2:30.924	6 - 2:28.286
2 -	2:28.031	7 - 2:30.202
3 -	2:27.514	8 - 2:29.387
4 -	2:26.840	9 - 2:27.432
5 -	2:27.743	
16	Toyne	Lola T200
1 -	2:32.145	6 - 2:25.449
2 -	2:26.233	7 - 2:24.817
3 -	2:27.147	8 - 2:25.838
4 -	2:27.095	9 - 2:25.059
5 -	2:25.379	
18	Dix	Cooper Chinook
19	King	Macon MR8
1 -	2:40.541	6 - 2:29.272
2 -	2:29.267	7 - 2:28.647
3 -	2:29.976	8 - 2:29.296
4 -	2:38.464	9 - 2:29.149
5 -	2:30.698	
21	Mitchell	Merlyn Mk20
1 -	2:23.282	6 - 2:24.567
2 -	2:22.841	7 - 2:23.800
3 -	2:23.764	8 - 2:22.753
4 -	2:24.098	9 - 2:23.983
5 -	2:23.432	
25	Walker	Crossle 16F

CAR 1 - TEN SECOND PENALTY - OUT OF POSITION START
Weather/Track: Cloud/Dry

Grandstand Motorsport Historic Formula Ford
RACE 3 - LAP ANALYSIS - Silverstone - 19/20 May 2012
 (contd.)

27	Dixon	Lotus 61
1 - 2:37.333	6 - 2:32.710	
2 - 2:31.625	7 - 2:30.402	
3 - 2:32.057	8 - 2:31.077	
4 - 2:30.934	9 - 2:31.755	
5 - 2:31.831		
28	Wales	Merlyn Mk20
1 - 2:50.436	6 - 2:39.484	
2 - 2:39.110	7 - 2:35.818	
3 - 2:38.955	8 - 2:33.983	
4 - 2:38.947	9 - 2:33.847	
5 - 2:37.668		
30	Pavesi	Merlyn MK20
1 - 2:55.703	6 - 2:39.539	
2 - 2:41.703	7 - 2:37.099	
3 - 2:38.687	8 - 2:35.976	
4 - 2:39.447	9 - 2:35.715	
5 - 2:39.722		
33	Waite	Lola T200
1 - 2:43.208	6 - 2:29.577	
2 - 2:35.172	7 - 2:27.747	
3 - 2:32.601	8 - 2:28.525	
4 - 2:30.353	9 - 2:28.416	
5 - 2:29.531		
37	Nuthall	Jamun T2
1 - 2:26.978	6 - 2:25.983	
2 - 2:25.080	7 - 2:25.616	
3 - 2:24.358	8 - 2:26.524	
4 - 2:26.346	9 - 2:25.035	
5 - 2:24.933		
38	Kiiveri	Kvantti MK1
1 - 2:33.784	6 - 2:29.070	
2 - 2:28.920	7 - 2:27.523	
3 - 2:27.350	8 - 2:27.139	
4 - 2:28.803	9 - 2:26.707	
5 - 2:28.388		

CAR 1 - TEN SECOND PENALTY - OUT OF POSITION START
Weather/Track: Cloud/Dry

Grandstand Motorsport Historic Formula Ford
RACE 3 - LAP ANALYSIS - Silverstone - 19/20 May 2012
 (contd.)

39	Richings	Alexis Mk15
1 -	2:44.205	6 - 2:33.111
2 -	2:36.265	7 - 2:34.716
3 -	2:32.924	8 - 2:33.272
4 -	2:34.731	9 - 2:34.608
5 -	2:35.722	
43	Grant	Merlyn MK20a
1 -	2:25.037	6 - 2:24.234
2 -	2:23.279	7 - 2:23.812
3 -	2:23.902	8 - 2:22.539
4 -	2:23.059	9 - 2:23.910
5 -	2:22.877	
46	Bromley	Merlyn Mk11A
1 -	2:58.965	6 - 2:37.364
2 -	2:35.647	7 - 2:35.456
3 -	2:36.649	8 - 2:34.922
4 -	2:36.918	9 - 2:35.545
5 -	2:37.322	
47	Hanjoul	Elden Mk8/10
1 -	2:37.139	
2 -	2:30.482	
3 -	2:31.984	
4 -	2:30.955	
48	Lawrie	Merlyn Mk20A
1 -	2:47.671	6 - 2:47.621
2 -	2:38.531	7 - 2:36.998
3 -	2:41.045	8 - 2:36.512
4 -	2:38.807	9 - 2:34.774
5 -	2:37.842	
49	Watanuki	Merlyn Mk11A
1 -	2:45.670	6 - 2:33.729
2 -	2:34.325	7 - 2:34.731
3 -	2:34.228	8 - 2:33.464
4 -	2:34.222	9 - 2:34.537
5 -	2:34.341	

CAR 1 - TEN SECOND PENALTY - OUT OF POSITION START
Weather/Track: Cloud/Dry

Grandstand Motorsport Historic Formula Ford
RACE 3 - LAP ANALYSIS - Silverstone - 19/20 May 2012
 (contd.)

53	Goord	Merlyn Mk20A
1 -	2:53.009	6 - 2:38.090
2 -	2:41.279	7 - 2:36.565
3 -	2:37.281	8 - 2:36.151
4 -	2:47.214	9 - 2:36.005
5 -	2:37.685	
54	Meek	Merlyn Mk20A
1 -	2:33.480	
2 -	2:34.432	
3 -	2:29.484	
4 -	2:28.965	
5 -	2:54.004P	
55	Arnold	Merlyn Mk20
1 -	2:44.010	6 - 2:37.919
2 -	2:37.641	7 - 2:34.235
3 -	2:35.028	8 - 2:34.771
4 -	2:35.708	9 - 2:33.866
5 -	2:35.664	
57	Wild	Lola T200
1 -	2:26.823	6 - 2:26.089
2 -	2:24.703	7 - 2:25.396
3 -	2:25.087	8 - 2:26.491
4 -	2:26.279	9 - 2:25.138
5 -	2:25.051	
58	Crowell	Elden MK8
1 -	2:38.259	6 - 2:29.397
2 -	2:29.964	7 - 2:29.519
3 -	2:36.991	8 - 2:30.787
4 -	2:30.501	9 - 2:28.198
5 -	2:30.673	
59	Beards	Nike
1 -	3:30.739	6 - 3:17.204
2 -	3:20.382	7 - 3:19.116
3 -	3:24.632	
4 -	3:19.399	
5 -	3:16.222	

CAR 1 - TEN SECOND PENALTY - OUT OF POSITION START
Weather/Track: Cloud/Dry

Grandstand Motorsport Historic Formula Ford
RACE 3 - LAP ANALYSIS - Silverstone - 19/20 May 2012
 (contd.)

61	Sykes	Merlyn Mk17
1 -	2:33.834	6 - 2:28.718
2 -	2:30.295	7 - 2:28.523
3 -	2:27.850	8 - 2:27.395
4 -	2:28.170	9 - 2:27.313
5 -	2:27.919	
63	Sturmer	Macon MR8
1 -	2:35.669	6 - 4:25.499P
2 -	2:31.721	
3 -	2:30.756	
4 -	2:31.029	
5 -	3:20.012P	
69	Lowe	Lotus 69
1 -	2:44.431	6 - 2:29.042
2 -	2:34.048	7 - 2:27.789
3 -	2:30.600	8 - 2:29.498
4 -	2:29.456	9 - 2:28.356
5 -	2:30.414	
70	Baines	Merlyn Mk20
1 -	2:54.678	6 - 2:37.247
2 -	2:41.639	7 - 2:37.604
3 -	2:38.351	8 - 2:34.786
4 -	2:36.713	9 - 2:36.440
5 -	2:35.698	
75	Owen	Merlyn Mk20
1 -	2:52.727	6 - 2:37.634
2 -	2:40.101	7 - 2:40.963
3 -	2:37.892	8 - 2:33.594
4 -	2:37.085	9 - 2:35.041
5 -	2:36.895	
77	Sharples	Palliser WDF1
1 -	2:28.924	6 - 2:26.281
2 -	2:27.126	7 - 2:58.095P
3 -	2:26.723	
4 -	2:27.702	
5 -	2:25.258	

CAR 1 - TEN SECOND PENALTY - OUT OF POSITION START
Weather/Track: Cloud/Dry

Grandstand Motorsport Historic Formula Ford
RACE 3 - LAP ANALYSIS - Silverstone - 19/20 May 2012
 (contd.)

86	Fairbrother		Merlyn Mk20
1 -	2:42.331	6 -	2:29.802
2 -	2:33.088	7 -	2:28.351
3 -	2:32.944	8 -	2:29.811
4 -	2:31.050	9 -	2:29.484
5 -	2:30.407		
90	Pierce		Macon Mk8
1 -	2:53.873	6 -	2:39.213
2 -	2:41.576	7 -	2:37.726
3 -	2:39.026	8 -	2:36.538
4 -	2:39.304	9 -	2:34.947
5 -	2:39.075		
93	Innes		Titan Mk6
1 -	3:06.108	6 -	2:53.748
2 -	2:56.144	7 -	2:49.325
3 -	2:50.322	8 -	2:50.677
4 -	2:49.970		
5 -	2:52.081		

CAR 1 - TEN SECOND PENALTY - OUT OF POSITION START
Weather/Track: Cloud/Dry

Grandstand Motorsport Historic Formula Ford
RACE 3 - LAP CHART - Silverstone - 19/20 May 2012

Lap 1			Lap 2			Lap 3			Lap 4			Lap 5		
No	Behind	Laptime	No	Behind	Laptime	No	Behind	Laptime	No	Behind	Laptime	No	Behind	Laptime
1		2:22.997	21		2:22.841	21		2:23.764	1		2:23.975	1		2:23.431
21	0.285	2:23.282	1	0.145	2:23.271	1	0.067	2:23.686	21	0.056	2:24.098	21	0.057	2:23.432
6	1.883	2:24.880	43	2.193	2:23.279	43	2.331	2:23.902	43	1.348	2:23.059	43	0.794	2:22.877
43	2.040	2:25.037	6	2.273	2:23.516	6	2.605	2:24.096	6	2.313	2:23.750	6	2.392	2:23.510
57	3.826	2:26.823	57	5.403	2:24.703	37	6.529	2:24.358	37	8.833	2:26.346	37	10.335	2:24.933
37	3.981	2:26.978	37	5.935	2:25.080	57	6.726	2:25.087	57	8.963	2:26.279	57	10.583	2:25.051
5	5.076	2:28.073	5	8.027	2:26.077	5	9.904	2:25.641	5	13.838	2:27.976	77	18.373	2:25.258
77	5.927	2:28.924	77	9.927	2:27.126	77	12.886	2:26.723	77	16.546	2:27.702	5	18.768	2:28.361
8	7.927	2:30.924	16	12.255	2:26.233	16	15.638	2:27.147	16	18.691	2:27.095	16	20.639	2:25.379
16	9.148	2:32.145	8	12.832	2:28.031	8	16.582	2:27.514	8	19.380	2:26.840	8	23.692	2:27.743
7	9.747	2:32.744	7	16.110	2:29.489	38	20.167	2:27.350	38	24.928	2:28.803	38	29.885	2:28.388
54	10.483	2:33.480	38	16.581	2:28.920	7	21.647	2:29.301	7	25.302	2:27.697	7	30.202	2:28.331
38	10.787	2:33.784	61	18.006	2:30.295	61	22.092	2:27.850	61	26.220	2:28.170	61	30.708	2:27.919
61	10.837	2:33.834	63	21.267	2:31.721	54	27.509	2:29.484	54	32.432	2:28.965	2	41.913	2:29.233
2	11.030	2:34.027	47	21.498	2:30.482	63	28.259	2:30.756	63	35.246	2:31.029	27	46.420	2:31.831
63	12.672	2:35.669	54	21.789	2:34.432	47	29.718	2:31.984	2	36.111	2:29.392	58	49.028	2:30.673
47	14.142	2:37.139	58	22.100	2:29.964	19	29.897	2:29.976	47	36.631	2:30.955	69	51.589	2:30.414
27	14.336	2:37.333	27	22.835	2:31.625	2	30.761	2:29.078	27	38.020	2:30.934	19	51.586	2:30.698
58	15.262	2:38.259	19	23.685	2:29.267	27	31.128	2:32.057	58	41.786	2:30.501	86	52.460	2:30.407
19	17.544	2:40.541	2	25.447	2:37.543	58	35.327	2:36.991	59	1 LAP	3:24.632	33	53.505	2:29.531
86	19.334	2:42.331	86	29.296	2:33.088	86	38.476	2:32.944	19	44.319	2:38.464	4	56.489	2:31.957
33	20.211	2:43.208	4	31.541	2:33.996	69	39.192	2:30.600	69	44.606	2:29.456	54	1:03.005	2:54.004P
4	20.671	2:43.668	33	32.257	2:35.172	4	40.872	2:33.095	86	45.484	2:31.050	49	1:05.426	2:34.341
55	21.013	2:44.010	69	32.356	2:34.048	33	41.094	2:32.601	33	47.405	2:30.353	39	1:06.487	2:35.722
39	21.208	2:44.205	49	33.872	2:34.325	39	43.507	2:32.924	4	47.963	2:31.133	55	1:10.691	2:35.664
69	21.434	2:44.431	39	34.347	2:36.265	49	44.336	2:34.228	39	54.196	2:34.731	48	1:26.536	2:37.842
49	22.673	2:45.670	55	35.528	2:37.641	55	46.792	2:35.028	49	54.516	2:34.222	75	1:27.340	2:36.895
48	24.674	2:47.671	48	40.079	2:38.531	48	57.360	2:41.045	55	58.458	2:35.708	28	1:27.756	2:37.668
28	27.439	2:50.436	28	43.423	2:39.110	28	58.614	2:38.955	48	1:12.125	2:38.807	46	1:28.141	2:37.322
75	29.730	2:52.727	75	46.705	2:40.101	75	1:00.833	2:37.892	28	1:13.519	2:38.947	70	1:29.719	2:35.698
53	30.012	2:53.009	53	48.165	2:41.279	46	1:01.374	2:36.649	75	1:13.876	2:37.085	63	1:31.827	3:20.012P
90	30.876	2:53.873	46	48.489	2:35.647	53	1:01.682	2:37.281	46	1:14.250	2:36.918	90	1:35.494	2:39.075
70	31.681	2:54.678	90	49.326	2:41.576	90	1:04.588	2:39.026	70	1:17.452	2:36.713	59	1 LAP	3:19.399
30	32.706	2:55.703	70	50.194	2:41.639	70	1:04.781	2:38.351	90	1:19.850	2:39.304	30	1:37.902	2:39.722
46	35.968	2:58.965	30	51.283	2:41.703	30	1:06.206	2:38.687	30	1:21.611	2:39.447	53	1:39.108	2:37.685
93	43.111	3:06.108	93	1:16.129	2:56.144	93	1:42.687	2:50.322	53	1:24.854	2:47.214			
59	1:07.742	3:30.739	59	2:04.998	3:20.382				93	2:08.615	2:49.970			

CAR 1 - TEN SECOND PENALTY - OUT OF POSITION START
Weather/Track: Cloud/Dry

Silverstone
Circuit Length = 3.640 miles.
Start: 15:41 End: 16:02

Grandstand Motorsport Historic Formula Ford
RACE 3 - LAP CHART - Silverstone - 19/20 May 2012
 (contd.)

Lap 6			Lap 7			Lap 8			Lap 9			Lap 10		
No	Behind	Laptime	No	Behind	Laptime	No	Behind	Laptime	No	Behind	Laptime	No	Behind	Laptime
21		2:24.567	1		2:23.384	1		2:22.983	1		2:23.536			
1	0.078	2:24.702	21	0.338	2:23.800	21	0.108	2:22.753	21	0.555	2:23.983			
43	0.404	2:24.234	43	0.754	2:23.812	43	0.310	2:22.539	43	0.684	2:23.910			
6	0.544	2:22.776	6	1.332	2:24.250	6	2.566	2:24.217	6	7.570	2:28.540			
37	11.694	2:25.983	59	2 LAPS	3:16.222	37	17.389	2:26.524	37	18.888	2:25.035			
57	12.048	2:26.089	37	13.848	2:25.616	57	17.490	2:26.491	57	19.092	2:25.138			
93	1 LAP	2:52.081	57	13.982	2:25.396	16	25.674	2:25.838	16	27.197	2:25.059			
77	20.030	2:26.281	16	22.819	2:24.817	5	33.384	2:29.000	5	36.279	2:26.431			
16	21.464	2:25.449	5	27.367	2:28.093	8	40.498	2:29.387	8	44.394	2:27.432			
5	22.736	2:28.592	8	34.094	2:30.202	38	42.548	2:27.139	38	45.719	2:26.707			
8	27.354	2:28.286	38	38.392	2:27.523	7	43.387	2:27.486	7	47.484	2:27.633			
7	34.104	2:28.526	7	38.884	2:28.242	61	44.275	2:27.395	61	48.052	2:27.313			
38	34.331	2:29.070	61	39.863	2:28.523	59	2 LAPS	3:17.204	2	1:10.683	2:31.038			
61	34.802	2:28.718	93	1 LAP	2:53.748	2	1:03.181	2:30.929	69	1:11.669	2:28.356			
2	48.329	2:31.040	77	54.663	2:58.095P	69	1:06.849	2:29.498	58	1:12.324	2:28.198			
58	53.801	2:29.397	2	55.235	2:30.368	58	1:07.662	2:30.787	33	1:13.165	2:28.416			
27	54.506	2:32.710	58	59.858	2:29.519	19	1:07.732	2:29.296	19	1:13.345	2:29.149			
69	56.007	2:29.042	69	1:00.334	2:27.789	33	1:08.285	2:28.525	86	1:15.303	2:29.484			
19	56.234	2:29.272	19	1:01.419	2:28.647	93	1 LAP	2:49.325	27	1:17.759	2:31.755			
86	57.638	2:29.802	27	1:01.446	2:30.402	86	1:09.355	2:29.811	4	1:21.504	2:29.768			
33	58.458	2:29.577	86	1:02.527	2:28.351	27	1:09.540	2:31.077	93	1 LAP	2:50.677			
4	1:01.489	2:29.624	33	1:02.743	2:27.747	4	1:15.272	2:30.743	49	1:47.282	2:34.537			
49	1:14.531	2:33.729	4	1:07.512	2:29.485	49	1:36.281	2:33.464	39	1:47.589	2:34.608			
39	1:14.974	2:33.111	63	1 LAP	4:25.499P	39	1:36.517	2:33.272	59	2 LAPS	3:19.116			
55	1:23.986	2:37.919	49	1:25.800	2:34.731	55	1:46.547	2:34.771	55	1:56.877	2:33.866			
75	1:40.350	2:37.634	39	1:26.228	2:34.716	46	2:04.814	2:34.922	28	2:16.283	2:33.847			
46	1:40.881	2:37.364	55	1:34.759	2:34.235	28	2:05.972	2:33.983	46	2:16.823	2:35.545			
70	1:42.342	2:37.247	46	1:52.875	2:35.456	70	2:08.287	2:34.786	75	2:19.967	2:35.041			
28	1:42.616	2:39.484	28	1:54.972	2:35.818	75	2:08.462	2:33.594	70	2:21.191	2:36.440			
48	1:49.533	2:47.621	70	1:56.484	2:37.604	48	2:16.598	2:36.512	48	2:27.836	2:34.774			
90	1:50.083	2:39.213	75	1:57.851	2:40.963	90	2:17.902	2:36.538	90	2:29.313	2:34.947			
53	1:52.574	2:38.090	48	2:03.069	2:36.998	53	2:18.845	2:36.151	53	2:31.314	2:36.005			
30	1:52.817	2:39.539	90	2:04.347	2:37.726	30	2:19.447	2:35.976	30	2:31.626	2:35.715			
			53	2:05.677	2:36.565									
			30	2:06.454	2:37.099									

CAR 1 - TEN SECOND PENALTY - OUT OF POSITION START
Weather/Track: Cloud/Dry

Silverstone
 Circuit Length = 3.640 miles.
 Start: 15:41 End: 16:02

Martini Trophy with SuperSports
RACE 4 - QUALIFYING - Silverstone - 19/20 May 2012

POS	NO	CL	DRIVER	NAT	CAR	TIME	LAPS	GAP	MPH
1	69	A	Silvio KALB		March 76S	2:21.151	6		81.18
2	12	C	David GATHERCOLE		Lola 212	2:22.307	8	1.156	80.52
3	66	A	Doug HART		March 75S	2:23.868	6	2.717	79.64
4	60	A	John BURTON		Chevron B26	2:24.774	8	3.623	79.15
5	36	A	AI FLEMING		Chevron B36	2:25.020	10	3.869	79.01
6	14	A	Steve HODGES **		Chevron B31	2:26.449	5	5.298	78.24
7	19	B	Sandy WATSON		Chevron B19	2:28.031	8	6.880	77.40
8	11	A	Robert SHAW		Chevron B26	2:28.631	9	7.480	77.09
9	21	A	James DODD		Chevron B31	2:31.181	9	10.030	75.79
10	34	B	Andrew SCHRYVER		Chevron B21.23	2:33.282	9	12.131	74.75
11	2	A	Robert PARKER **		Osella PA5	2:35.332	7	14.181	73.77
12	67	A	Michele LIGUORI		Lola T296	2:36.078	6	14.927	73.41
13	32	D	Chris SNOWDON		Tiga SC80	2:38.730	7	17.579	72.19
14	72	B	Jonathan LOADER		Chevron B19	2:40.988	9	19.837	71.17
15	49	D	Keith NORRIS		Lola T492	2:42.445	8	21.294	70.54
16	88	D	Kevin COOKE		Lola T492	2:42.998	9	21.847	70.30
17	15	D	Graeme COOKSLEY		Tiga SC81	2:44.013	7	22.862	69.86
18	54	D	Peter NEEDHAM		Tiga S2000	2:44.103	6	22.952	69.82
19	5	B	Graham ADELMAN		Lola T210	2:46.512	8	25.361	68.81
20	25	D	Mark MARSH		Tiga SC82	2:47.245	9	26.094	68.51
21	65	D	Mike JOHNS		Royale S2000M	2:47.629	9	26.478	68.35
22	75	D	Paul STEVENSON		Lola T492	2:47.690	9	26.539	68.33
23	24	A	Vic NUTTER		Osella PA03	2:48.232	6	27.081	68.11
24	4	D	John ALLEN		Tiga SC80	2:49.228	9	28.077	67.71
25	52	D	Julian MAYNARD		Chevron B52	2:56.611	8	35.460	64.88
26	26	B	George DOUGLAS		Martin BM9	3:00.230	8	39.079	63.57
27	62	C	Jim GATHERCOLE		Coldwell C14B	3:00.591	4	39.440	63.45
28	43	D	Andrew COLLEY		Royale S2000M	3:02.065	8	40.914	62.93
29	6	B	John SHELDON		Lola T290	3:07.737	4	46.586	61.03
30	79	D	Malcolm SANDERS **		Tiga SC79	50:27.459	1	48:06.308	3.78

DRIVERS MARKED ** HAVE NO WORKING TRANSPONDER
Weather/Track: Cloud/Damp

Silverstone
Circuit Length = 3.640 miles.
Start: 10:45 End: 11:10

Clerk of the Course:	Timekeeper:
----------------------	-------------

Martini Trophy with SuperSports

RACE 4 - QUALIFYING LAP ANALYSIS - Silverstone - 19/20 May 2012

2	Robert PARKER **	Osella PA5
1 - X:00.000	6 - 2:37.530	
2 - 2:40.107	7 - 2:50.178P	
3 - 2:38.673		
4 - 2:38.274		
5 - 2:35.332		
4	John ALLEN	Tiga SC80
1 - X:00.000	6 - 2:51.809	
2 - 3:00.328	7 - 2:50.744	
3 - 2:53.536	8 - 2:49.228	
4 - 2:52.576	9 - 2:50.579	
5 - 2:54.028		
5	Graham ADELMAN	Lola T210
1 - X:00.000	6 - 2:55.250	
2 - 2:59.948	7 - 2:46.512	
3 - 2:57.285	8 - 2:46.792	
4 - 2:57.782		
5 - 2:54.820		
6	John SHELDON	Lola T290
1 - X:00.000		
2 - 3:09.086		
3 - 3:07.737		
4 - 3:38.765P		
11	Robert SHAW	Chevron B26
1 - X:00.000	6 - 2:55.242	
2 - 2:34.697	7 - 2:28.631	
3 - 2:29.855	8 - 2:29.072	
4 - 2:46.522	9 - 2:51.504P	
5 - 2:56.527		
12	David GATHERCOLE	Lola 212
1 - X:00.000	6 - 2:30.385	
2 - 2:26.651	7 - 2:24.195	
3 - 2:23.656	8 - 2:22.307	
4 - 3:01.084P		
5 - 6:48.331		

DRIVERS MARKED ** HAVE NO WORKING TRANSPONDER
Weather/Track: Cloud/Damp

Martini Trophy with SuperSports

RACE 4 - QUALIFYING LAP ANALYSIS - Silverstone - 19/20 May 2012

(contd.)

14	Steve HODGES **	Chevron B31
1 - X:00.000 2 - 2:34.974 3 - 2:26.449 4 - 2:32.888 5 - 2:46.339P		
15	Graeme COOKSLEY	Tiga SC81
1 - X:00.000 6 - 2:52.472 2 - 2:55.040 7 - 2:44.013 3 - 2:44.165 4 - 3:07.310 5 - 2:48.030		
19	Sandy WATSON	Chevron B19
1 - X:00.000 6 - 2:32.703 2 - 2:37.715 7 - 2:28.031 3 - 2:28.978 8 - 3:04.267P 4 - 2:42.690P 5 - 5:23.453		
21	James DODD	Chevron B31
1 - X:00.000 6 - 2:35.457 2 - 2:31.181 7 - 2:32.191 3 - 2:33.276P 8 - 2:35.199 4 - 4:59.421 9 - 2:35.661 5 - 2:44.536		
24	Vic NUTTER	Osella PA03
1 - X:00.000 6 - 2:48.232 2 - 2:52.841 3 - X:00.000P 4 - 3:59.105 5 - 3:02.356		
25	Mark MARSH	Tiga SC82
1 - X:00.000 6 - 2:48.415 2 - 3:15.728 7 - 2:54.740 3 - 2:51.707 8 - 2:55.004 4 - 2:48.197 9 - 2:51.017 5 - 2:47.245		

DRIVERS MARKED ** HAVE NO WORKING TRANSPONDER
Weather/Track: Cloud/Damp

Martini Trophy with SuperSports

RACE 4 - QUALIFYING LAP ANALYSIS - Silverstone - 19/20 May 2012

(contd.)

26	George DOUGLAS	Martin BM9
1 - X:00.000	6 - 3:07.666	
2 - 3:04.577	7 - 3:06.471	
3 - 3:04.751	8 - 3:00.230	
4 - 3:08.360		
5 - 3:08.659		
32	Chris SNOWDON	Tiga SC80
1 - X:00.000	6 - 2:41.474	
2 - 2:41.996	7 - 2:38.730	
3 - 2:39.205		
4 - 2:47.155		
5 - 2:44.671		
34	Andrew SCHRYVER	Chevron B21.23
1 - X:00.000	6 - 2:37.268	
2 - 2:47.213	7 - 3:14.946P	
3 - 2:43.764	8 - 4:06.315	
4 - 2:39.316	9 - 2:33.282	
5 - 2:38.727		
36	AI FLEMING	Chevron B36
1 - X:00.000	6 - 2:30.277	
2 - 2:30.163	7 - 2:28.969	
3 - 2:28.848	8 - 2:30.607	
4 - 2:49.454	9 - 2:26.158	
5 - 2:36.694	10 - 2:25.020	
43	Andrew COLLEY	Royale S2000M
1 - X:00.000	6 - 4:50.878	
2 - 3:22.428	7 - 3:09.270	
3 - 3:12.695	8 - 3:06.823	
4 - 3:05.722		
5 - 3:02.065		
49	Keith NORRIS	Lola T492
1 - X:00.000	6 - 2:52.255	
2 - 2:54.710	7 - 2:44.518	
3 - 3:17.466P	8 - 2:42.445	
4 - 4:18.492P		
5 - 4:00.247		

DRIVERS MARKED ** HAVE NO WORKING TRANSPONDER
Weather/Track: Cloud/Damp

Martini Trophy with SuperSports

RACE 4 - QUALIFYING LAP ANALYSIS - Silverstone - 19/20 May 2012

(contd.)

52	Julian MAYNARD	Chevron B52
1 - X:00.000	6 - 3:01.199	
2 - 3:19.143	7 - 2:56.611	
3 - 3:20.927	8 - 3:00.974	
4 - 3:10.601		
5 - 3:03.976		
54	Peter NEEDHAM	Tiga S2000
1 - X:00.000	6 - 3:03.364P	
2 - 2:46.878		
3 - 2:44.785		
4 - 2:44.103		
5 - 2:46.951		
60	John BURTON	Chevron B26
1 - X:00.000	6 - 2:27.332	
2 - 2:39.646	7 - 2:25.917	
3 - 2:35.780	8 - 2:24.774	
4 - 2:59.784P		
5 - 6:26.485		
62	Jim GATHERCOLE	Coldwell C14B
1 - X:00.000		
2 - 3:02.332		
3 - 3:00.591		
4 - 3:29.216P		
65	Mike JOHNS	Royale S2000M
1 - X:00.000	6 - 2:47.629	
2 - 2:58.329	7 - 2:51.429	
3 - 2:55.830	8 - 2:56.612	
4 - 2:54.041	9 - 2:52.538	
5 - 2:48.530		
66	Doug HART	March 75S
1 - X:00.000	6 - 2:23.868	
2 - 3:10.169P		
3 - X:00.000		
4 - 2:28.628		
5 - 2:26.108		

DRIVERS MARKED ** HAVE NO WORKING TRANSPONDER
Weather/Track: Cloud/Damp

Martini Trophy with SuperSports

RACE 4 - QUALIFYING LAP ANALYSIS - Silverstone - 19/20 May 2012

(contd.)

67	Michele LIGUORI	Lola T296
1 - X:00.000	6 - 2:39.264	
2 - 2:37.318		
3 - 2:36.078		
4 - 3:01.224P		
5 - X:00.000		
69	Silvio KALB	March 76S
1 - X:00.000	6 - 3:04.645P	
2 - 2:23.400		
3 - 2:21.151		
4 - 2:37.532P		
5 - 6:44.671		
72	Jonathan LOADER	Chevron B19
1 - X:00.000	6 - 3:38.736	
2 - 2:45.129	7 - 2:50.159	
3 - 2:44.260	8 - 2:50.435	
4 - 2:42.277	9 - 2:41.033	
5 - 2:40.988		
75	Paul STEVENSON	Lola T492
1 - X:00.000	6 - 2:51.838	
2 - 2:50.654	7 - 2:52.568	
3 - 2:47.690	8 - 2:52.372	
4 - 2:53.742	9 - 2:51.774	
5 - 2:52.510		
79	Malcolm SANDERS **	Tiga SC79
1 - X:00.000		
88	Kevin COOKE	Lola T492
1 - X:00.000	6 - 2:45.915	
2 - 2:56.473	7 - 2:47.310	
3 - 2:52.296	8 - 2:42.998	
4 - 2:56.814	9 - 2:43.034	
5 - 2:46.907		

DRIVERS MARKED ** HAVE NO WORKING TRANSPONDER

Weather/Track: Cloud/Damp

Martini Trophy with SuperSports
RACE 4 - GRID - Silverstone - 19/20 May 2012

ROW 15	79 SANDERS **	6 SHELDON
ROW 14	43 COLLEY	62 GATHERCOLE
ROW 13	26 DOUGLAS	52 MAYNARD
ROW 12	4 ALLEN	24 NUTTER
ROW 11	75 STEVENSON	65 JOHNS
ROW 10	25 MARSH	5 ADELMAN
ROW 9	54 NEEDHAM	15 COOKSLEY
ROW 8	88 COOKE	49 NORRIS
ROW 7	72 LOADER	32 SNOWDON
ROW 6	67 LIGUORI	2 PARKER **
ROW 5	34 SCHRYVER	21 DODD
ROW 4	11 SHAW	19 WATSON
ROW 3	14 HODGES **	36 FLEMING
ROW 2	60 BURTON	66 HART
ROW 1	12 GATHERCOLE	69 KALB
		POLE

DRIVERS MARKED ** HAVE NO WORKING TRANSPONDER
Weather/Track: Cloud/Damp

Silverstone
 Circuit Length = 3.640 miles.
 Start: 10:45 End: 11:10

Clerk of the Course:		Timekeeper:
----------------------	--	-------------

Martini Trophy with SuperSports

RACE 4 - AMENDED - CLASSIFICATION - Silverstone - 19/20 May 2012

POS	NO	CL	DRIVER	NAT	CAR	TIME	LAPS	GAP	MPH	BEST
1	60	A	John BURTON		Chevron B26	25:21.870	12		90.17	2:04.762
2	69	A	Silvio KALB		March 76S	25:21.981	12	0.111	90.16	2:04.514
3	12	B	David GATHERCOLE		Lola 212	25:30.970	12	9.100	89.64	2:05.780
4	66	A	Doug HART		March 75S	25:31.309	12	9.439	89.62	2:06.029
5	67	A	Michele LIGUORI **		Lola T296	26:44.863	12	1:22.993	85.51	2:05.648
6	21	A	James DODD		Chevron B31	26:48.544	12	1:26.674	85.31	2:12.078
7	11	A	Robert SHAW		Chevron B26	26:48.795	12	1:26.925	85.30	2:11.434
8	36	A	AI FLEMING		Chevron B36	27:04.748	12	1:42.878	84.46	2:12.809
9	34	B	Andrew SCHRYVER		Chevron B21.23	27:05.631	12	1:43.761	84.42	2:11.225
10	14	A	Steve HODGES **		Chevron B31	27:24.132	12	2:02.262	83.47	2:09.247
11	2	A	Robert PARKER		Osella PA5	27:38.071	12	2:16.201	82.76	2:13.016
12	19	B	Sandy WATSON		Chevron B19	27:38.547	12	2:16.677	82.74	2:09.504
13	24	A	Vic NUTTER		Osella PA03	27:48.844	12	2:26.974	82.23	2:13.785
14	26	B	George DOUGLAS		Martin BM9	26:12.949	11	1 LAP	79.96	2:18.776
15	32	D	Chris SNOWDON		Tiga SC80	26:29.460	11	1 LAP	79.13	2:18.681
16	88	D	Kevin COOKE		Lola T492	26:45.282	11	1 LAP	78.35	2:23.092
17	5	B	Graham ADELMAN		Lola T210	27:00.563	11	1 LAP	77.61	2:21.659
18	65	D	Mike JOHNS		Royale S2000M	27:01.328	11	1 LAP	77.57	2:25.196
19	25	D	Mark MARSH		Tiga SC82	27:16.911	11	1 LAP	76.83	2:24.394
20	4	D	John ALLEN		Tiga SC80	27:28.425	11	1 LAP	76.30	2:26.351
21	15	D	Graeme COOKSLEY		Tiga SC81	27:30.245	11	1 LAP	76.21	2:25.896
22	79	D	Malcolm SANDERS **		Tiga SC79	25:30.076	10	2 LAPS	74.71	2:29.253
23	43	D	Andrew COLLEY		Royale S2000M	26:33.394	10	2 LAPS	71.74	2:35.515
24	52	D	Julian MAYNARD		Chevron B52	27:30.381	10	2 LAPS	69.26	2:41.965

NOT CLASSIFIED

6	B	John SHELDON		Lola T290	25:29.211	7	N.C.F.	52.27	2:20.233
72	B	Jonathan LOADER		Chevron B19	14:26.438	6	D.N.F.	79.03	2:11.560
75	D	Paul STEVENSON		Lola T492	15:34.946	6	D.N.F.	73.24	2:24.836
49	D	Keith NORRIS		Lola T492	25:51.801	6	N.C.F.	44.13	2:28.595
54	D	Peter NEEDHAM		Tiga S2000	12:48.781	5	D.N.F.	74.17	2:24.152

FASTEST LAP

69	A	Silvio KALB		March 76S	2:04.514	3	92.02mph	148.10kph
12	B	David GATHERCOLE		Lola 212	2:05.780	3	91.10mph	146.61kph
32	D	Chris SNOWDON		Tiga SC80	2:18.681	4	82.62mph	132.97kph

DRIVERS MARKED ** HAVE NO WORKING TRANSPONDERS
Weather/Track: Cloud/Dry

Silverstone
Circuit Length = 3.640 miles.
Start: 16:19 End: 16:44

Clerk of the Course:	Timekeeper:
----------------------	-------------

Martini Trophy with SuperSports
RACE 4 - LAP ANALYSIS - Silverstone - 19/20 May 2012

2	Robert PARKER	Osella PA5
1 -	2:20.986	6 - 2:15.319
2 -	2:17.163	7 - 2:16.255
3 -	2:20.473	8 - 2:13.875
4 -	2:15.753	9 - 2:13.016
5 -	2:17.136	10 - 2:17.871
11 -	2:16.051	12 - 2:34.173P
4	John ALLEN	Tiga SC80
1 -	2:38.321	6 - 2:28.872
2 -	2:27.705	7 - 2:28.537
3 -	2:27.380	8 - 2:26.498
4 -	2:26.351	9 - 2:29.555
5 -	2:26.478	10 - 2:32.808
11 -	2:35.920	
5	Graham ADELMAN	Lola T210
1 -	2:30.665	6 - 2:34.137
2 -	2:25.514	7 - 2:27.537
3 -	2:23.022	8 - 2:23.554
4 -	2:22.449	9 - 2:44.970
5 -	2:21.659	10 - 2:25.356
11 -	2:21.700	
6	John SHELDON	Lola T290
1 -	2:35.774	6 - X:00.000
2 -	2:23.173	7 - 2:30.473
3 -	2:23.154	
4 -	2:20.799	
5 -	2:20.233	
11	Robert SHAW	Chevron B26
1 -	2:19.846	6 - 2:14.144
2 -	2:13.675	7 - 2:16.047
3 -	2:13.296	8 - 2:16.031
4 -	2:13.522	9 - 2:11.852
5 -	2:11.662	10 - 2:13.358
11 -	2:13.928	12 - 2:11.434
12	David GATHERCOLE	Lola 212
1 -	2:07.957	6 - 2:06.734
2 -	2:07.096	7 - 2:07.711
3 -	2:05.780	8 - 2:07.004
4 -	2:06.417	9 - 2:07.953
5 -	2:08.088	10 - 2:09.268
11 -	2:08.480	12 - 2:08.482

DRIVERS MARKED ** HAVE NO WORKING TRANSPONDERS
Weather/Track: Cloud/Dry

Martini Trophy with SuperSports
RACE 4 - LAP ANALYSIS - Silverstone - 19/20 May 2012
 (contd.)

14	Steve HODGES **	Chevron B31
1 - 2:17.712	6 - 2:09.247	11 - 2:12.814
2 - 2:12.113	7 - 2:14.960	12 - 3:05.349P
3 - 2:10.079	8 - 2:10.750	
4 - 2:10.386	9 - 2:15.741	
5 - 2:09.743	10 - 2:15.238	
15	Graeme COOKSLEY	Tiga SC81
1 - 2:37.216	6 - 2:28.887	11 - 2:27.663
2 - 2:28.333	7 - 2:42.280	
3 - 2:26.985	8 - 2:28.913	
4 - 2:25.896	9 - 2:28.313	
5 - 2:26.358	10 - 2:29.401	
19	Sandy WATSON	Chevron B19
1 - 2:16.173	6 - 2:11.045	11 - 2:23.808
2 - 2:10.152	7 - 2:16.845	12 - 2:42.927
3 - 2:11.615	8 - 2:23.938	
4 - 2:09.504	9 - 2:25.386	
5 - 2:10.298	10 - 2:16.856	
21	James DODD	Chevron B31
1 - 2:16.387	6 - 2:12.552	11 - 2:14.871
2 - 2:13.630	7 - 2:13.067	12 - 2:13.491
3 - 2:15.953	8 - 2:14.198	
4 - 2:13.377	9 - 2:13.330	
5 - 2:12.078	10 - 2:15.610	
24	Vic NUTTER	Osella PA03
1 - 2:28.147	6 - 2:14.914	11 - 2:27.701
2 - 2:15.472	7 - 2:20.186	12 - 2:31.164
3 - 2:14.089	8 - 2:15.514	
4 - 2:13.785	9 - 2:14.645	
5 - 2:13.889	10 - 2:19.338	
25	Mark MARSH	Tiga SC82
1 - 2:40.439	6 - 2:29.113	11 - 2:31.792
2 - 2:26.947	7 - 2:25.324	
3 - 2:26.292	8 - 2:25.278	
4 - 2:27.000	9 - 2:26.277	
5 - 2:24.394	10 - 2:34.055	

DRIVERS MARKED ** HAVE NO WORKING TRANSPONDERS
 Weather/Track: Cloud/Dry

Martini Trophy with SuperSports

RACE 4 - LAP ANALYSIS - Silverstone - 19/20 May 2012

(contd.)

26	George DOUGLAS	Martin BM9
1 - 2:32.153	6 - 2:19.754	11 - 2:24.395
2 - 2:24.941	7 - 2:20.640	
3 - 2:21.575	8 - 2:22.853	
4 - 2:20.525	9 - 2:23.601	
5 - 2:18.776	10 - 2:23.736	
32	Chris SNOWDON	Tiga SC80
1 - 2:25.971	6 - 2:23.402	11 - 2:28.606
2 - 2:20.823	7 - 2:28.733	
3 - 2:20.184	8 - 2:28.880	
4 - 2:18.681	9 - 2:27.623	
5 - 2:18.893	10 - 2:27.664	
34	Andrew SCHRYVER	Chevron B21.23
1 - 2:19.266	6 - 2:16.608	11 - 2:16.080
2 - 2:11.225	7 - 2:18.256	12 - 2:15.320
3 - 2:14.795	8 - 2:16.217	
4 - 2:13.615	9 - 2:16.788	
5 - 2:11.656	10 - 2:15.805	
36	AI FLEMING	Chevron B36
1 - 2:19.012	6 - 2:13.215	11 - 2:15.743
2 - 2:12.809	7 - 2:16.620	12 - 2:15.995
3 - 2:14.555	8 - 2:13.821	
4 - 2:13.458	9 - 2:14.247	
5 - 2:16.790	10 - 2:18.483	
43	Andrew COLLEY	Royale S2000M
1 - 2:47.584	6 - 2:40.570	
2 - 2:40.544	7 - 2:37.798	
3 - 2:40.239	8 - 2:36.744	
4 - 2:38.620	9 - 2:37.310	
5 - 2:38.470	10 - 2:35.515	
49	Keith NORRIS	Lola T492
1 - 2:34.174	6 - 2:32.042	
2 - 2:28.595		
3 - 2:30.334		
4 - 2:54.859P		
5 - X:00.000		

DRIVERS MARKED ** HAVE NO WORKING TRANSPONDERS

Weather/Track: Cloud/Dry

Martini Trophy with SuperSports
RACE 4 - LAP ANALYSIS - Silverstone - 19/20 May 2012
 (contd.)

52	Julian MAYNARD	Chevron B52
1 - 2:50.381	6 - 2:41.965	
2 - 2:44.631	7 - 2:45.196	
3 - 2:45.275	8 - 2:42.278	
4 - 2:44.553	9 - 2:44.332	
5 - 2:46.876	10 - 2:44.894	
54	Peter NEEDHAM	Tiga S2000
1 - 2:30.117		
2 - 2:27.705		
3 - 2:24.152		
4 - 2:24.780		
5 - 3:02.027P		
60	John BURTON	Chevron B26
1 - 2:08.850	6 - 2:08.359	11 - 2:06.462
2 - 2:05.375	7 - 2:08.495	12 - 2:07.127
3 - 2:04.762	8 - 2:06.742	
4 - 2:05.424	9 - 2:06.148	
5 - 2:07.624	10 - 2:06.502	
62	Jim GATHERCOLE	Coldwell C14B
65	Mike JOHNS	Royale S2000M
1 - 2:36.882	6 - 2:29.559	11 - 2:25.599
2 - 2:26.555	7 - 2:25.751	
3 - 2:26.775	8 - 2:26.048	
4 - 2:25.624	9 - 2:25.196	
5 - 2:27.241	10 - 2:26.098	
66	Doug HART	March 75S
1 - 2:11.286	6 - 2:06.789	11 - 2:08.549
2 - 2:06.382	7 - 2:07.648	12 - 2:08.287
3 - 2:06.132	8 - 2:08.546	
4 - 2:06.029	9 - 2:07.029	
5 - 2:06.372	10 - 2:08.260	

DRIVERS MARKED ** HAVE NO WORKING TRANSPONDERS
 Weather/Track: Cloud/Dry

Martini Trophy with SuperSports

RACE 4 - LAP ANALYSIS - Silverstone - 19/20 May 2012

(contd.)

67	Michele LIGUORI **	Lola T296
1 - 2:13.157	6 - 2:06.622	11 - 2:11.576
2 - 2:05.744	7 - 2:07.040	12 - 2:10.462
3 - 2:07.060	8 - 2:07.004	
4 - 2:05.731	9 - 2:07.203	
5 - 2:05.648	10 - 3:17.616	
69	Silvio KALB	March 76S
1 - 2:11.038	6 - 2:06.034	11 - 2:05.947
2 - 2:05.543	7 - 2:08.473	12 - 2:06.579
3 - 2:04.514	8 - 2:06.746	
4 - 2:06.344	9 - 2:06.104	
5 - 2:07.160	10 - 2:07.499	
72	Jonathan LOADER	Chevron B19
1 - 2:19.969	6 - 3:17.121P	
2 - 2:12.491		
3 - 2:13.008		
4 - 2:12.289		
5 - 2:11.560		
75	Paul STEVENSON	Lola T492
1 - 2:39.974	6 - 3:08.528P	
2 - 2:27.160		
3 - 2:26.997		
4 - 2:27.451		
5 - 2:24.836		
79	Malcolm SANDERS **	Tiga SC79
1 - 2:41.673	6 - 2:34.089	
2 - 2:30.406	7 - 2:32.927	
3 - 2:32.230	8 - 2:31.451	
4 - 2:32.791	9 - 2:31.342	
5 - 2:33.914	10 - 2:29.253	
88	Kevin COOKE	Lola T492
1 - 2:30.284	6 - 2:26.481	11 - 2:25.785
2 - 2:28.224	7 - 2:27.141	
3 - 2:25.337	8 - 2:24.790	
4 - 2:23.092	9 - 2:25.764	
5 - 2:23.321	10 - 2:25.063	

DRIVERS MARKED ** HAVE NO WORKING TRANSPONDERS

Weather/Track: Cloud/Dry

Martini Trophy with SuperSports
RACE 4 - LAP CHART - Silverstone - 19/20 May 2012

Lap 1			Lap 2			Lap 3			Lap 4			Lap 5		
No	Behind	Laptime	No	Behind	Laptime	No	Behind	Laptime	No	Behind	Laptime	No	Behind	Laptime
12		2:07.957	60		2:05.375	60		2:04.762	60		2:05.424	60		2:07.624
60	0.893	2:08.850	12	0.828	2:07.096	12	1.846	2:05.780	12	2.839	2:06.417	69	2.564	2:07.160
69	3.081	2:11.038	69	2.356	2:05.543	69	2.108	2:04.514	69	3.028	2:06.344	12	3.303	2:08.088
66	3.329	2:11.286	66	3.443	2:06.382	66	4.813	2:06.132	66	5.418	2:06.029	66	4.166	2:06.372
67	5.200	2:13.157	67	4.676	2:05.744	67	6.974	2:07.060	67	7.281	2:05.731	67	5.305	2:05.648
19	8.216	2:16.173	19	12.100	2:10.152	19	18.953	2:11.615	19	23.033	2:09.504	43	1 LAP	2:38.620
21	8.430	2:16.387	14	15.600	2:12.113	14	20.917	2:10.079	14	25.879	2:10.386	19	25.707	2:10.298
14	9.755	2:17.712	21	15.792	2:13.630	34	26.299	2:14.795	72	33.346	2:12.289	14	27.998	2:09.743
36	11.055	2:19.012	34	16.266	2:11.225	72	26.481	2:13.008	34	34.490	2:13.615	52	1 LAP	2:44.553
34	11.309	2:19.266	36	17.596	2:12.809	21	26.983	2:15.953	21	34.936	2:13.377	72	37.282	2:11.560
11	11.889	2:19.846	72	18.235	2:12.491	36	27.389	2:14.555	36	35.423	2:13.458	34	38.522	2:11.656
72	12.012	2:19.969	11	19.296	2:13.675	11	27.830	2:13.296	11	35.928	2:13.522	21	39.390	2:12.078
2	13.029	2:20.986	2	23.924	2:17.163	24	38.721	2:14.089	24	47.082	2:13.785	11	39.966	2:11.662
32	18.014	2:25.971	24	29.394	2:15.472	2	39.635	2:20.473	2	49.964	2:15.753	36	44.589	2:16.790
24	20.190	2:28.147	32	32.569	2:20.823	32	47.991	2:20.184	32	1:01.248	2:18.681	24	53.347	2:13.889
54	22.160	2:30.117	5	41.954	2:25.514	26	59.682	2:21.575	26	1:14.783	2:20.525	2	59.476	2:17.136
88	22.327	2:30.284	26	42.869	2:24.941	5	1:00.214	2:23.022	5	1:17.239	2:22.449	32	1:12.517	2:18.893
5	22.708	2:30.665	54	43.597	2:27.705	54	1:02.987	2:24.152	6	1:18.489	2:20.799	26	1:25.935	2:18.776
26	24.196	2:32.153	88	44.283	2:28.224	6	1:03.114	2:23.154	54	1:22.343	2:24.780	6	1:31.098	2:20.233
49	26.217	2:34.174	6	44.722	2:23.173	88	1:04.858	2:25.337	88	1:22.526	2:23.092	5	1:31.274	2:21.659
6	27.817	2:35.774	49	48.544	2:28.595	65	1:11.225	2:26.775	65	1:31.425	2:25.624	88	1:38.223	2:23.321
65	28.925	2:36.882	65	49.212	2:26.555	15	1:13.547	2:26.985	15	1:34.019	2:25.896	65	1:51.042	2:27.241
15	29.259	2:37.216	15	51.324	2:28.333	49	1:14.116	2:30.334	4	1:35.346	2:26.351	15	1:52.753	2:26.358
4	30.364	2:38.321	4	51.801	2:27.705	4	1:14.419	2:27.380	25	1:36.267	2:27.000	25	1:53.037	2:24.394
75	32.017	2:39.974	75	52.909	2:27.160	25	1:14.691	2:26.292	75	1:37.171	2:27.451	4	1:54.200	2:26.478
25	32.482	2:40.439	25	53.161	2:26.947	75	1:15.144	2:26.997	79	1:52.689	2:32.791	75	1:54.383	2:24.836
79	33.716	2:41.673	79	57.854	2:30.406	79	1:25.322	2:32.230	49	2:03.551	2:54.859P			
43	39.627	2:47.584	43	1:13.903	2:40.544	43	1:49.380	2:40.239						
52	42.424	2:50.381	52	1:20.787	2:44.631	52	2:01.300	2:45.275						

DRIVERS MARKED ** HAVE NO WORKING TRANSPONDERS
Weather/Track: Cloud/Dry

Silverstone
Circuit Length = 3.640 miles.
Start: 16:19 End: 16:44

Martini Trophy with SuperSports
RACE 4 - LAP CHART - Silverstone - 19/20 May 2012
 (contd.)

Lap 6			Lap 7			Lap 8			Lap 9			Lap 10		
No	Behind	Laptime	No	Behind	Laptime	No	Behind	Laptime	No	Behind	Laptime	No	Behind	Laptime
60		2:08.359	60		2:08.495	60		2:06.742	60		2:06.148	60		2:06.502
69	0.239	2:06.034	69	0.217	2:08.473	69	0.221	2:06.746	69	0.177	2:06.104	69	1.174	2:07.499
12	1.678	2:06.734	12	0.894	2:07.711	12	1.156	2:07.004	12	2.961	2:07.953	12	5.727	2:09.268
66	2.596	2:06.789	66	1.749	2:07.648	67	2.375	2:07.004	67	3.430	2:07.203	66	6.192	2:08.260
67	3.568	2:06.622	67	2.113	2:07.040	66	3.553	2:08.546	32	1 LAP	2:28.880	43	2 LAPS	2:36.744
54	1 LAP	3:02.027P	65	1 LAP	2:29.559	88	1 LAP	2:27.141	66	4.434	2:07.029	26	1 LAP	2:23.601
79	1 LAP	2:33.914	15	1 LAP	2:28.887	5	1 LAP	2:27.537	52	2 LAPS	2:45.196	32	1 LAP	2:27.623
19	28.393	2:11.045	25	1 LAP	2:29.113	65	1 LAP	2:25.751	5	1 LAP	2:23.554	88	1 LAP	2:25.764
14	28.886	2:09.247	4	1 LAP	2:28.872	25	1 LAP	2:25.324	88	1 LAP	2:24.790	52	2 LAPS	2:42.278
21	43.583	2:12.552	14	35.351	2:14.960	4	1 LAP	2:28.537	65	1 LAP	2:26.048	14	57.688	2:15.238
43	1 LAP	2:38.470	79	1 LAP	2:34.089	14	39.359	2:10.750	25	1 LAP	2:25.278	65	1 LAP	2:25.196
11	45.751	2:14.144	19	36.743	2:16.845	15	1 LAP	2:42.280	4	1 LAP	2:26.498	25	1 LAP	2:26.277
34	46.771	2:16.608	75	1 LAP	3:08.528P	19	53.939	2:23.938	14	48.952	2:15.741	5	1 LAP	2:44.970
36	49.445	2:13.215	21	48.155	2:13.067	21	55.611	2:14.198	21	1:02.793	2:13.330	4	1 LAP	2:29.555
24	59.902	2:14.914	11	53.303	2:16.047	79	1 LAP	2:32.927	15	1 LAP	2:28.913	21	1:11.901	2:15.610
2	1:06.436	2:15.319	34	56.532	2:18.256	11	1:02.592	2:16.031	11	1:08.296	2:11.852	67	1:14.544	3:17.616
52	1 LAP	2:46.876	36	57.570	2:16.620	36	1:04.649	2:13.821	36	1:12.748	2:14.247	11	1:15.152	2:13.358
32	1:27.560	2:23.402	24	1:11.593	2:20.186	34	1:06.007	2:16.217	19	1:13.177	2:25.386	19	1:23.531	2:16.856
26	1:37.330	2:19.754	2	1:14.196	2:16.255	24	1:20.365	2:15.514	34	1:16.647	2:16.788	36	1:24.729	2:18.483
72	1:46.044	3:17.121P	43	1 LAP	2:40.570	2	1:21.329	2:13.875	79	1 LAP	2:31.451	15	1 LAP	2:28.313
88	1:56.345	2:26.481	52	1 LAP	2:41.965	43	1 LAP	2:37.798	2	1:28.197	2:13.016	34	1:25.950	2:15.805
5	1:57.052	2:34.137	32	1:47.798	2:28.733	26	2:05.586	2:22.853	24	1:28.862	2:14.645	2	1:39.566	2:17.871
			26	1:49.475	2:20.640							24	1:41.698	2:19.338
												6	4 LAPS	10:55.605
												79	1 LAP	2:31.342

DRIVERS MARKED ** HAVE NO WORKING TRANSPONDERS
 Weather/Track: Cloud/Dry


Silverstone
 Circuit Length = 3.640 miles.
 Start: 16:19 End: 16:44

Martini Trophy with SuperSports
RACE 4 - LAP CHART - Silverstone - 19/20 May 2012
 (contd.)

Lap 11			Lap 12			Lap 13			Lap 14			Lap 15		
No	Behind	Laptime	No	Behind	Laptime	No	Behind	Laptime	No	Behind	Laptime	No	Behind	Laptime
60		2:06.462	60		2:07.127									
69	0.659	2:05.947	69	0.111	2:06.579									
49	6 LAPS	12:51.797	6	5 LAPS	2:30.473									
12	7.745	2:08.480	79	2 LAPS	2:29.253									
66	8.279	2:08.549	12	9.100	2:08.482									
26	1 LAP	2:23.736	66	9.439	2:08.287									
43	2 LAPS	2:37.310	49	6 LAPS	2:32.042									
32	1 LAP	2:27.664	26	1 LAP	2:24.395									
14	1:04.040	2:12.814	32	1 LAP	2:28.606									
88	1 LAP	2:25.063	43	2 LAPS	2:35.515									
67	1:19.658	2:11.576	67	1:22.993	2:10.462									
21	1:20.310	2:14.871	88	1 LAP	2:25.785									
65	1 LAP	2:26.098	21	1:26.674	2:13.491									
11	1:22.618	2:13.928	11	1:26.925	2:11.434									
5	1 LAP	2:25.356	5	1 LAP	2:21.700									
25	1 LAP	2:34.055	65	1 LAP	2:25.599									
52	2 LAPS	2:44.332	36	1:42.878	2:15.995									
36	1:34.010	2:15.743	34	1:43.761	2:15.320									
34	1:35.568	2:16.080	25	1 LAP	2:31.792									
4	1 LAP	2:32.808	14	2:02.262	3:05.349P									
19	1:40.877	2:23.808	4	1 LAP	2:35.920									
15	1 LAP	2:29.401	15	1 LAP	2:27.663									
2	1:49.155	2:16.051	52	2 LAPS	2:44.894									
24	2:02.937	2:27.701	2	2:16.201	2:34.173P									
			19	2:16.677	2:42.927									
			24	2:26.974	2:31.164									

DRIVERS MARKED ** HAVE NO WORKING TRANSPONDERS
Weather/Track: Cloud/Dry

Martini Trophy with SuperSports
RACE 11 - AMENDED - GRID - Silverstone - 19/20 May 2012

ROW 15		72	LOADER	
ROW 14	54	NEEDHAM	49	NORRIS
ROW 13	75	STEVENSON	6	SHELDON
ROW 12	52	MAYNARD	43	COLLEY
ROW 11	79	SANDERS **	15	COOKSLEY
ROW 10	4	ALLEN	25	MARSH
ROW 9	65	JOHNS	5	ADELMAN
ROW 8	88	COOKE	32	SNOWDON
ROW 7	26	DOUGLAS	24	NUTTER
ROW 6	19	WATSON	2	PARKER
ROW 5	14	HODGES **	34	SCHRYVER
ROW 4	36	FLEMING	11	SHAW
ROW 3	21	DODD	67	LIGUORI **
ROW 2	66	HART	12	GATHERCOLE
ROW 1	69	KALB	60	BURTON
POLE				
				

DRIVERS MARKED ** HAVE NO WORKING TRANSPONDERS
Car 72 to start fom back of grid. Change of car.

Silverstone
 Circuit Length = 3.640 miles.
 Start: 16:19 End: 16:44

Clerk of the Course:		Timekeeper:
----------------------	--	-------------

Martini Trophy with SuperSports
RACE 11 - CLASSIFICATION - Silverstone - 19/20 May 2012

POS	NO	CL	DRIVER	NAT	CAR	TIME	LAPS	GAP	MPH	BEST
1	69	A	Silvio KALB		March 76S	20:45.902	9		82.55	2:04.220
2	67	A	Michele LIGUORI		Lola T296	20:49.551	9	3.649	82.31	2:04.594
3	60	A	John BURTON		Chevron B26	20:50.121	9	4.219	82.27	2:04.429
4	12	G	David GATHERCOLE		Lola 212	20:50.918	9	5.016	82.22	2:04.537
5	66	A	Doug HART		March 75S	20:51.391	9	5.489	82.19	2:04.399
6	11	A	Robert SHAW		Chevron B26	21:08.449	9	22.547	81.09	2:06.562
7	34	B	Andrew SCHRYVER		Chevron B21.23	21:38.377	9	52.475	79.22	2:10.813
8	5	B	Graham ADELMAN		Lola T210	22:17.005	9	1:31.103	76.93	2:16.255
9	32	D	Chris SNOWDON		Tiga SC80	22:19.048	9	1:33.146	76.81	2:16.581
10	26	B	George DOUGLAS		Martin BM9	22:20.366	9	1:34.464	76.74	2:15.845
11	54	D	Peter NEEDHAM		Tiga S2000	22:38.830	9	1:52.928	75.69	2:19.227
12	88	D	Kevin COOKE		Lola T492	22:49.310	9	2:03.408	75.11	2:20.598
13	72	B	Jonathan LOADER		Chevron B19	22:57.460	9	2:11.558	74.67	2:21.241
14	65	D	Mike JOHNS		Royale S2000M	23:03.817	9	2:17.915	74.33	2:23.487
15	4	D	John ALLEN		Tiga SC80	23:04.818	9	2:18.916	74.27	2:23.535
16	15	D	Graeme COOKSLEY		Tiga SC81	23:07.076	9	2:21.174	74.15	2:21.913
17	75	D	Paul STEVENSON		Lola T492	21:04.794	8	1 LAP	72.26	2:24.939
18	49	D	Keith NORRIS		Lola T492	21:21.087	8	1 LAP	71.34	2:27.979
19	43	D	Andrew COLLEY		Royale S2000M	21:21.727	8	1 LAP	71.31	2:27.965
20	79	D	Malcolm SANDERS		Tiga SC79	21:21.852	8	1 LAP	71.30	2:28.110
21	36	A	AI FLEMING		Chevron B36	21:21.864	8	1 LAP	71.30	2:08.779
22	25	D	Mark MARSH		Tiga SC82	22:57.308	8	1 LAP	66.36	2:23.401

NOT CLASSIFIED

6	B	John SHELDON	Lola T290	8:58.484	3	D.N.F.	63.33	2:26.372
14	A	Steve HODGES	Chevron B31	2:42.955	1	D.N.F.	68.66	
52	D	Julian MAYNARD	Chevron B52		0	D.N.F.	N/A	

FASTEST LAP

69	A	Silvio KALB	March 76S	2:04.220	6	92.24mph	148.45kph
12	G	David GATHERCOLE	Lola 212	2:04.537	7	92.01mph	148.07kph
34	B	Andrew SCHRYVER	Chevron B21.23	2:10.813	3	87.59mph	140.97kph
32	D	Chris SNOWDON	Tiga SC80	2:16.581	9	83.89mph	135.02kph

Weather/Track: Cloud/Dry

These results are provisional until the conclusion of any judicial and technical matters.

Silverstone
 Circuit Length = 3.640 miles.
 Start: 15:49 End: 16:09

Clerk of the Course:

Timekeeper:

Martini Trophy with SuperSports
RACE 11 - LAP ANALYSIS - Silverstone - 19/20 May 2012

4	John ALLEN	Tiga SC80
1 -	2:36.056	6 - 2:23.655
2 -	3:40.702	7 - 2:24.626
3 -	2:25.065	8 - 2:23.535
4 -	2:23.714	9 - 2:23.656
5 -	2:23.809	
5	Graham ADELMAN	Lola T210
1 -	2:22.233	6 - 2:17.817
2 -	3:49.495	7 - 2:18.806
3 -	2:16.434	8 - 2:17.331
4 -	2:19.827	9 - 2:16.255
5 -	2:18.807	
6	John SHELDON	Lola T290
1 -	2:26.372	
2 -	3:46.409	
3 -	2:45.703P	
11	Robert SHAW	Chevron B26
1 -	2:16.803	6 - 2:07.701
2 -	3:54.214	7 - 2:06.562
3 -	2:11.614	8 - 2:06.580
4 -	2:08.700	9 - 2:08.701
5 -	2:07.574	
12	David GATHERCOLE	Lola 212
1 -	2:11.109	6 - 2:05.421
2 -	3:57.906	7 - 2:04.537
3 -	2:08.772	8 - 2:05.445
4 -	2:06.460	9 - 2:05.379
5 -	2:05.889	
14	Steve HODGES	Chevron B31
1 -	2:42.955P	

Weather/Track: Cloud/Dry

Martini Trophy with SuperSports

RACE 11 - LAP ANALYSIS - Silverstone - 19/20 May 2012

(contd.)

15	Graeme COOKSLEY	Tiga SC81
1 - 2:33.894	6 - 2:23.737	
2 - 3:40.992	7 - 2:22.795	
3 - 2:25.981	8 - 2:21.913	
4 - 2:23.634	9 - 2:25.859	
5 - 2:28.271		
25	Mark MARSH	Tiga SC82
1 - 2:34.928	6 - 2:24.499	
2 - 3:40.705	7 - 2:25.037	
3 - 2:36.392P	8 - 2:23.401	
4 - 4:23.434		
5 - 2:28.912		
26	George DOUGLAS	Martin BM9
1 - 2:24.426	6 - 2:17.477	
2 - 3:47.718	7 - 2:18.853	
3 - 2:15.845	8 - 2:17.104	
4 - 2:19.770	9 - 2:20.347	
5 - 2:18.826		
32	Chris SNOWDON	Tiga SC80
1 - 2:25.468	6 - 2:17.563	
2 - 3:47.005	7 - 2:18.348	
3 - 2:20.018	8 - 2:17.833	
4 - 2:18.278	9 - 2:16.581	
5 - 2:17.954		
34	Andrew SCHRYVER	Chevron B21.23
1 - 2:15.999	6 - 2:11.247	
2 - 3:54.754	7 - 2:12.031	
3 - 2:10.813	8 - 2:12.720	
4 - 2:15.427	9 - 2:11.004	
5 - 2:14.382		
36	AI FLEMING	Chevron B36
1 - 2:14.708	6 - 2:48.389P	
2 - 3:55.617	7 - 3:22.731	
3 - 2:10.165	8 - 2:09.127	
4 - 2:08.779		
5 - 2:32.348		

Weather/Track: Cloud/Dry

www.mstworld.com

Page 2 of 5

Silverstone
Circuit Length = 3.640 miles.
Start: 15:49 End: 16:09

Printed - 16:13 Sunday, 20 May 2012

Martini Trophy with SuperSports
RACE 11 - LAP ANALYSIS - Silverstone - 19/20 May 2012
 (contd.)

43	Andrew COLLEY	Royale S2000M
1 -	2:38.848	6 - 2:27.965
2 -	3:39.601	7 - 2:29.007
3 -	2:33.536	8 - 2:29.367
4 -	2:33.439	
5 -	2:29.964	
49	Keith NORRIS	Lola T492
1 -	2:40.216	6 - 2:27.979
2 -	3:39.223	7 - 2:30.138
3 -	2:33.581	8 - 2:28.561
4 -	2:32.332	
5 -	2:29.057	
52	Julian MAYNARD	Chevron B52
54	Peter NEEDHAM	Tiga S2000
1 -	2:31.574	6 - 2:20.731
2 -	3:41.944	7 - 2:19.227
3 -	2:23.021	8 - 2:20.054
4 -	2:21.691	9 - 2:20.132
5 -	2:20.456	
60	John BURTON	Chevron B26
1 -	2:13.850	6 - 2:04.429
2 -	3:56.097	7 - 2:04.893
3 -	2:08.534	8 - 2:06.255
4 -	2:05.935	9 - 2:05.369
5 -	2:04.759	
65	Mike JOHNS	Royale S2000M
1 -	2:31.138	6 - 2:23.487
2 -	3:42.603	7 - 2:23.960
3 -	2:25.159	8 - 2:23.849
4 -	2:24.667	9 - 2:23.599
5 -	2:25.355	

Weather/Track: Cloud/Dry

Martini Trophy with SuperSports

RACE 11 - LAP ANALYSIS - Silverstone - 19/20 May 2012

(contd.)

66	Doug HART	March 75S
1 - 2:11.453	6 - 2:04.916	
2 - 3:57.862	7 - 2:04.399	
3 - 2:08.860	8 - 2:06.043	
4 - 2:05.527	9 - 2:06.432	
5 - 2:05.899		
67	Michele LIGUORI	Lola T296
1 - 2:11.822	6 - 2:04.813	
2 - 3:57.747	7 - 2:04.594	
3 - 2:07.881	8 - 2:05.084	
4 - 2:05.576	9 - 2:06.614	
5 - 2:05.420		
69	Silvio KALB	March 76S
1 - 2:09.302	6 - 2:04.220	
2 - 3:59.311	7 - 2:04.614	
3 - 2:07.104	8 - 2:05.527	
4 - 2:05.044	9 - 2:05.355	
5 - 2:05.425		
72	Jonathan LOADER	Chevron B19
1 - 2:36.940	6 - 2:22.904	
2 - 3:40.224	7 - 2:23.100	
3 - 2:23.980	8 - 2:22.273	
4 - 2:23.490	9 - 2:21.241	
5 - 2:23.308		
75	Paul STEVENSON	Lola T492
1 - 2:39.321	6 - 2:26.322	
2 - 3:39.213	7 - 2:27.897	
3 - 2:28.351	8 - 2:32.395	
4 - 2:26.356		
5 - 2:24.939		
79	Malcolm SANDERS	Tiga SC79
1 - 2:49.667	6 - 2:28.110	
2 - 3:30.492	7 - 2:30.536	
3 - 2:32.150	8 - 2:29.041	
4 - 2:30.620		
5 - 2:31.236		

Weather/Track: Cloud/Dry

www.mstworld.com

Page 4 of 5

Silverstone
Circuit Length = 3.640 miles.
Start: 15:49 End: 16:09
Printed - 16:13 Sunday, 20 May 2012

Martini Trophy with SuperSports

RACE 11 - LAP ANALYSIS - Silverstone - 19/20 May 2012

(contd.)

88	Kevin COOKE	Lola T492
1 - 2:27.691	6 - 2:22.156	
2 - 3:45.384	7 - 2:21.751	
3 - 2:23.463	8 - 2:23.392	
4 - 2:22.228	9 - 2:22.647	
5 - 2:20.598		

Weather/Track: Cloud/Dry

www.mstworld.com

Page 5 of 5

Silverstone
Circuit Length = 3.640 miles.
Start: 15:49 End: 16:09

Printed - 16:13 Sunday, 20 May 2012

Martini Trophy with SuperSports
RACE 11 - LAP CHART - Silverstone - 19/20 May 2012

Lap 1			Lap 2			Lap 3			Lap 4			Lap 5		
No	Behind	Laptime	No	Behind	Laptime	No	Behind	Laptime	No	Behind	Laptime	No	Behind	Laptime
69		2:09.302	69		3:59.311	69		2:07.104	69		2:05.044	69		2:05.425
12	1.807	2:11.109	12	0.402	3:57.906	67	1.733	2:07.881	67	2.265	2:05.576	67	2.260	2:05.420
66	2.151	2:11.453	66	0.702	3:57.862	12	2.070	2:08.772	66	2.941	2:05.527	60	2.989	2:04.759
67	2.520	2:11.822	67	0.956	3:57.747	66	2.458	2:08.860	12	3.486	2:06.460	66	3.415	2:05.899
60	4.548	2:13.850	60	1.334	3:56.097	60	2.764	2:08.534	60	3.655	2:05.935	12	3.950	2:05.889
36	5.406	2:14.708	36	1.712	3:55.617	36	4.773	2:10.165	36	8.508	2:08.779	11	12.719	2:07.574
34	6.697	2:15.999	34	2.140	3:54.754	34	5.849	2:10.813	11	10.570	2:08.700	34	25.189	2:14.382
11	7.501	2:16.803	11	2.404	3:54.214	11	6.914	2:11.614	34	16.232	2:15.427	36	35.431	2:32.348
5	12.931	2:22.233	5	3.115	3:49.495	26	12.272	2:15.845	26	26.998	2:19.770	26	40.399	2:18.826
26	15.124	2:24.426	26	3.531	3:47.718	5	12.445	2:16.434	5	27.228	2:19.827	5	40.610	2:18.807
32	16.166	2:25.468	32	3.860	3:47.005	32	16.774	2:20.018	32	30.008	2:18.278	32	42.537	2:17.954
6	17.070	2:26.372	6	4.168	3:46.409	88	20.821	2:23.463	54	37.469	2:21.691	25	1 LAP	4:23.434
88	18.389	2:27.691	88	4.462	3:45.384	54	20.822	2:23.021	88	38.005	2:22.228	54	52.500	2:20.456
65	21.836	2:31.138	54	4.905	3:41.944	65	23.183	2:25.159	65	42.806	2:24.667	88	53.178	2:20.598
54	22.272	2:31.574	65	5.128	3:42.603	15	25.150	2:25.981	15	43.740	2:23.634	72	1:01.756	2:23.308
15	24.592	2:33.894	15	6.273	3:40.992	72	25.427	2:23.980	72	43.873	2:23.490	65	1:02.736	2:25.355
25	25.626	2:34.928	25	7.020	3:40.705	4	26.106	2:25.065	4	44.776	2:23.714	4	1:03.160	2:23.809
4	26.754	2:36.056	4	8.145	3:40.702	75	31.168	2:28.351	75	52.480	2:26.356	15	1:06.586	2:28.271
72	27.638	2:36.940	72	8.551	3:40.224	25	36.308	2:36.392P	79	1:02.168	2:30.620	75	1:11.994	2:24.939
43	29.546	2:38.848	43	9.836	3:39.601	43	36.268	2:33.536	49	1:04.591	2:32.332	79	1:27.979	2:31.236
75	30.019	2:39.321	75	9.921	3:39.213	79	36.592	2:32.150	43	1:04.663	2:33.439	49	1:28.223	2:29.057
49	30.914	2:40.216	49	10.826	3:39.223	49	37.303	2:33.581				43	1:29.202	2:29.964
14	33.653	2:42.955P	79	11.546	3:30.492	6	42.767	2:45.703P						
79	40.365	2:49.667												

Weather/Track: Cloud/Dry

Martini Trophy with SuperSports
RACE 11 - LAP CHART - Silverstone - 19/20 May 2012
 (contd.)

Lap 6			Lap 7			Lap 8			Lap 9			Lap 10		
No	Behind	Laptime	No	Behind	Laptime	No	Behind	Laptime	No	Behind	Laptime	No	Behind	Laptime
69		2:04.220	69		2:04.614	69		2:05.527	69		2:05.355			
67	2.853	2:04.813	67	2.833	2:04.594	67	2.390	2:05.084	67	3.649	2:06.614			
60	3.198	2:04.429	60	3.477	2:04.893	60	4.205	2:06.255	60	4.219	2:05.369			
66	4.111	2:04.916	66	3.896	2:04.399	66	4.412	2:06.043	12	5.016	2:05.379			
12	5.151	2:05.421	12	5.074	2:04.537	12	4.992	2:05.445	66	5.489	2:06.432			
11	16.200	2:07.701	11	18.148	2:06.562	43	1 LAP	2:29.007	75	1 LAP	2:32.395			
34	32.216	2:11.247	34	39.633	2:12.031	49	1 LAP	2:30.138	11	22.547	2:08.701			
26	53.656	2:17.477	26	1:07.895	2:18.853	79	1 LAP	2:30.536	49	1 LAP	2:28.561			
5	54.207	2:17.817	5	1:08.399	2:18.806	11	19.201	2:06.580	43	1 LAP	2:29.367			
32	55.880	2:17.563	32	1:09.614	2:18.348	36	1 LAP	3:22.731	79	1 LAP	2:29.041			
54	1:09.011	2:20.731	54	1:23.624	2:19.227	34	46.826	2:12.720	36	1 LAP	2:09.127			
88	1:11.114	2:22.156	88	1:28.251	2:21.751	26	1:19.472	2:17.104	34	52.475	2:11.004			
25	1 LAP	2:28.912	25	1 LAP	2:24.499	5	1:20.203	2:17.331	5	1:31.103	2:16.255			
36	1:19.600	2:48.389P	72	1:38.926	2:23.100	32	1:21.920	2:17.833	32	1:33.146	2:16.581			
72	1:20.440	2:22.904	65	1:41.349	2:23.960	54	1:38.151	2:20.054	26	1:34.464	2:20.347			
65	1:22.003	2:23.487	4	1:42.607	2:24.626	88	1:46.116	2:23.392	54	1:52.928	2:20.132			
4	1:22.595	2:23.655	15	1:44.284	2:22.795	25	1 LAP	2:25.037	88	2:03.408	2:22.647			
15	1:26.103	2:23.737	75	1:57.379	2:27.897	72	1:55.672	2:22.273	25	1 LAP	2:23.401			
75	1:34.096	2:26.322				65	1:59.671	2:23.849	72	2:11.558	2:21.241			
79	1:51.869	2:28.110				4	2:00.615	2:23.535	65	2:17.915	2:23.599			
49	1:51.982	2:27.979				15	2:00.670	2:21.913	4	2:18.916	2:23.656			
43	1:52.947	2:27.965							15	2:21.174	2:25.859			

Weather/Track: Cloud/Dry

www.mstworld.com

Silverstone
 Circuit Length = 3.640 miles.
 Start: 15:49 End: 16:09

Guards Trophy Race B Sports Racing Cars
RACE 5 - QUALIFYING - Silverstone - 19/20 May 2012

POS	NO	CL	DRIVER(S)	CAR	TIME	LAPS	GAP	MPH
1	45	SRD	Dodd	Ginetta G16	2:27.337	10		77.77
2	42	SRD	Fleming **	Chevron B8	2:29.306	10	1.969	76.74
3	4	SRD	Watson/O'Connell	Chevron B8	2:34.543	10	7.206	74.14
4	15	INV	Piper	Brahma B2	2:34.549	9	7.212	74.14
5	34	SRD	Schryver	Chevron B8	2:35.423	11	8.086	73.72
6	3	SRD	Hodges	Chevron B8	2:36.430	9	9.093	73.25
7	2	SRE	Tizzard	Lenham Spider	2:36.438	10	9.101	73.24
8	49	SRD	Schryver/Schryver	Chevron B6	2:36.657	7	9.320	73.14
9	140	SRD	Williams/Williams	Chevron B8	2:37.404	10	10.067	72.79
10	32	SRD	Allison	Chevron B8	2:39.373	9	12.036	71.89
11	72	SRD	Colman/Colman	Chevron B8	2:40.586	7	13.249	71.35
12	95	SRB	Welch	Lotus 23B	2:41.960	8	14.623	70.75
13	5	SRB	Bianchi/Woolston	Brabham BT5	2:49.738	8	22.401	67.50
14	20	INV	O'Shea	Cooper Maserati Monaco	2:50.184	10	22.847	67.33
15	25	SRD	Becker	Porsche 910	2:50.703	9	23.366	67.12
16	8	SRB	Malone	Elva MKV11S	2:53.582	10	26.245	66.01
17	63	SRB	Adams	Lotus 23B	2:53.839	9	26.502	65.91
18	6	SRD	Thompson	Chevron B6	2:53.874	9	26.537	65.90
19	41	SRE	Casey	Lenham P69	2:54.382	10	27.045	65.71
20	36	SRB	Garside	Lotus 23B	2:54.654	10	27.317	65.60
21	40	SRE	Woodhouse/Woodhouse	Costin Nathan GT	2:56.069	9	28.732	65.08
22	61	SRD	Ward	Chevron B8	2:56.076	5	28.739	65.07
23	10	SRB	Halliday	Lotus 23B	2:56.842	9	29.505	64.79
24	19	SRB	Smith/Ashley	Lotus 23B	2:58.173	8	30.836	64.31
25	93	SRD	Douglas	Ginetta G16	3:06.140	8	38.803	61.56
26	67	SRB	Spieker	Lotus 23B	3:17.614	8	50.277	57.98
27	77	SRB	Merrick	Merlyn Mk 6	3:19.181	9	51.844	57.53

DRIVERS MARKED ** HAVE NO WORKING TRANSPONDER
Weather/Track: Cloud/Damp

Silverstone
Circuit Length = 3.640 miles.
Start: 11:21 End: 11:46

Clerk of the Course:		Timekeeper:
----------------------	--	-------------

Guards Trophy Race B Sports Racing Cars

RACE 5 - QUALIFYING LAP ANALYSIS - Silverstone - 19/20 May 2012

2	Tizzard	Lenham Spider
1 - X:00.000	6 - 2:36.438	
2 - 2:59.238	7 - 2:58.053P	
3 - 2:47.568	8 - 4:20.325	
4 - 2:45.329	9 - 2:46.014	
5 - 2:44.747	10 - 2:43.572	
3	Hodges	Chevron B8
1 - X:00.000	6 - 2:36.430	
2 - 3:04.950	7 - 2:47.403P	
3 - 2:44.779	8 - 3:48.641P	
4 - 2:40.614	9 - 4:21.268P	
5 - 2:41.660		
4	Watson/O'Connell	Chevron B8
1 - X:00.000	6 - 2:37.000	
2 - 2:42.134	7 - 2:38.562	
3 - 2:34.543	8 - 2:43.644	
4 - 2:42.442P	9 - 3:08.088	
5 - 5:04.350	10 - 2:43.121	
5	Bianchi/Woolston	Brabham BT5
1 - X:00.000	6 - 2:49.738	
2 - 3:08.993	7 - 2:53.670	
3 - 2:56.983	8 - 3:10.695P	
4 - 2:53.298		
5 - 2:50.162		
6	Thompson	Chevron B6
1 - X:00.000	6 - 5:08.741	
2 - 3:07.125	7 - 3:08.541	
3 - 2:56.575	8 - 3:12.485	
4 - 2:53.874	9 - 3:14.614	
5 - 3:08.519P		
8	Malone	Elva MKV11S
1 - X:00.000	6 - 3:06.484	
2 - 3:06.284	7 - 2:55.196	
3 - 2:59.406	8 - 3:00.793	
4 - 2:53.582	9 - 3:08.878	
5 - 3:09.164	10 - 3:08.772	

DRIVERS MARKED ** HAVE NO WORKING TRANSPONDER
Weather/Track: Cloud/Damp

Guards Trophy Race B Sports Racing Cars

RACE 5 - QUALIFYING LAP ANALYSIS - Silverstone - 19/20 May 2012

(contd.)

10	Halliday	Lotus 23B
1 - X:00.000	6 - 2:59.245	
2 - 3:20.038	7 - 3:01.903	
3 - 3:03.464	8 - 3:04.010	
4 - 2:57.488	9 - 3:25.585P	
5 - 2:56.842		
15	Piper	Brahma B2
1 - X:00.000	6 - 2:36.411	
2 - 3:03.892	7 - 2:37.702	
3 - 2:48.805	8 - 2:34.549	
4 - 2:39.901	9 - 3:28.884P	
5 - 2:44.893		
19	Smith/Ashley	Lotus 23B
1 - X:00.000	6 - 3:17.366P	
2 - 4:00.684	7 - 3:47.788	
3 - 3:13.640	8 - 2:58.173	
4 - 3:11.628		
5 - 3:09.305		
20	O'Shea	Cooper Maserati Monaco
1 - X:00.000	6 - 2:51.585	
2 - 3:02.467	7 - 2:57.894	
3 - 2:52.847	8 - 3:01.014	
4 - 2:51.939	9 - 3:01.190	
5 - 2:50.184	10 - 3:04.515	
25	Becker	Porsche 910
1 - X:00.000	6 - 2:51.720	
2 - 2:57.439	7 - 2:55.221	
3 - 2:52.070	8 - 3:03.082	
4 - 2:52.205	9 - 3:34.254P	
5 - 2:50.703		
32	Allison	Chevron B8
1 - X:00.000	6 - 2:41.116	
2 - 2:55.790	7 - 2:39.373	
3 - 2:46.389	8 - 2:43.775	
4 - 2:41.871	9 - 3:12.960P	
5 - 2:41.995		

DRIVERS MARKED ** HAVE NO WORKING TRANSPONDER
Weather/Track: Cloud/Damp

Guards Trophy Race B Sports Racing Cars

RACE 5 - QUALIFYING LAP ANALYSIS - Silverstone - 19/20 May 2012

(contd.)

34	Schryver	Chevron B8
1 - X:00.000	6 - 2:39.863	11 - 2:42.550
2 - 2:55.877	7 - 2:35.423	
3 - 2:42.658	8 - 2:35.529	
4 - 2:40.091	9 - 2:39.508	
5 - 2:39.061	10 - 2:48.119	
36	Garside	Lotus 23B
1 - X:00.000	6 - 2:58.279	
2 - 3:15.446	7 - 2:54.654	
3 - 3:06.411	8 - 2:55.446	
4 - 3:01.787	9 - 3:09.083	
5 - 2:59.664	10 - 2:59.342	
40	Woodhouse/Woodhouse	Costin Nathan GT
1 - X:00.000	6 - 3:09.831P	
2 - 3:11.122	7 - 4:20.763	
3 - 3:06.200	8 - 3:07.158	
4 - 3:01.479	9 - 2:57.115	
5 - 2:56.069		
41	Casey	Lenham P69
1 - X:00.000	6 - 2:54.382	
2 - 3:06.109	7 - 2:56.286	
3 - 2:59.004	8 - 2:57.942	
4 - 2:56.645	9 - 3:01.623	
5 - 2:57.420	10 - 3:03.795	
42	Fleming **	Chevron B8
1 - X:00.000	6 - 2:31.738	
2 - 2:42.081	7 - 2:35.000	
3 - 2:34.748	8 - 2:37.747P	
4 - 2:30.608	9 - 4:38.055	
5 - 2:29.306	10 - 2:58.556P	
45	Dodd	Ginetta G16
1 - X:00.000	6 - 2:47.305P	
2 - 2:38.521	7 - 3:22.820	
3 - 2:32.197	8 - 2:27.934	
4 - 2:30.266	9 - 2:38.732	
5 - 2:27.337	10 - 2:55.771P	

DRIVERS MARKED ** HAVE NO WORKING TRANSPONDER
Weather/Track: Cloud/Damp

Guards Trophy Race B Sports Racing Cars

RACE 5 - QUALIFYING LAP ANALYSIS - Silverstone - 19/20 May 2012

(contd.)

49	Schryver/Schryver	Chevron B6
1 - X:00.000	6 - 2:41.507P	
2 - 2:45.822	7 - 4:05.873P	
3 - 2:36.657		
4 - 2:37.427		
5 - 2:37.517		
61	Ward	Chevron B8
1 - X:00.000P		
2 - 4:39.242		
3 - 2:57.628		
4 - 2:56.076		
5 - 3:01.973P		
63	Adams	Lotus 23B
1 - X:00.000	6 - 2:53.839	
2 - 3:18.143	7 - 2:56.709	
3 - 3:03.937	8 - 3:01.680	
4 - 2:59.481	9 - 3:06.637	
5 - 2:59.780		
67	Spieker	Lotus 23B
1 - X:00.000	6 - 3:25.205	
2 - 3:39.605	7 - 3:29.635	
3 - 3:25.273	8 - 3:34.986	
4 - 3:17.614		
5 - 3:19.445		
72	Colman/Colman	Chevron B8
1 - X:00.000	6 - 2:52.865P	
2 - 3:01.989	7 - 4:00.871	
3 - 2:49.556		
4 - 2:42.533		
5 - 2:40.586		
77	Merrick	Merlyn Mk 6
1 - X:00.000	6 - 3:19.698	
2 - 3:27.036	7 - 3:26.007	
3 - 3:24.324	8 - 3:27.855	
4 - 3:19.181	9 - 3:27.127	
5 - 3:22.291		

DRIVERS MARKED ** HAVE NO WORKING TRANSPONDER
Weather/Track: Cloud/Damp

Guards Trophy Race B Sports Racing Cars

RACE 5 - QUALIFYING LAP ANALYSIS - Silverstone - 19/20 May 2012

(contd.)

79	TBD	
1 - X:00.000		
93	Douglas	Ginetta G16
1 - X:00.000 6 - 3:11.999 2 - 3:16.230 7 - 3:23.399 3 - 3:09.767 8 - 3:17.221 4 - 3:06.140 5 - 3:25.300		
95	Welch	Lotus 23B
1 - X:00.000 6 - 2:42.868 2 - 2:53.794 7 - 2:43.026 3 - 2:47.288 8 - 3:24.645P 4 - 2:43.668 5 - 2:41.960		
140	Williams/Williams	Chevron B8
1 - X:00.000 6 - 3:16.047 2 - 2:47.562 7 - 2:40.133 3 - 2:37.404 8 - 2:58.733P 4 - 2:41.512 9 - 4:16.882 5 - 3:10.853P 10 - 2:56.347		
79T	TBD	
1 - X:00.000 2 - 6:14.555P		


DRIVERS MARKED ** HAVE NO WORKING TRANSPONDER
Weather/Track: Cloud/Damp

Guards Trophy Race B Sports Racing Cars

RACE 5 - GRID - Silverstone - 19/20 May 2012

ROW 14		77 Merrick
ROW 13	67 Spieker	93 Douglas
ROW 12	19 Smith/Ashley	10 Halliday
ROW 11	61 Ward	40 Woodhouse/Woodhouse
ROW 10	36 Garside	41 Casey
ROW 9	6 Thompson	63 Adams
ROW 8	8 Malone	25 Becker
ROW 7	20 O'Shea	5 Bianchi/Woolston
ROW 6	95 Welch	72 Colman/Colman
ROW 5	32 Allison	140 Williams/Williams
ROW 4	49 Schryver/Schryver	2 Tizzard
ROW 3	3 Hodges	34 Schryver
ROW 2	15 Piper	4 Watson/O'Connell
ROW 1	42 Fleming **	45 Dodd

POLE



DRIVERS MARKED ** HAVE NO WORKING TRANSPONDER
Weather/Track: Cloud/Damp

Silverstone
 Circuit Length = 3.640 miles.
 Start: 11:21 End: 11:46

Clerk of the Course:		Timekeeper:
----------------------	--	-------------

Guards Trophy Race B Sports Racing Cars

RACE 5 - CLASSIFICATION - Silverstone - 19/20 May 2012

POS	NO	CL	DRIVER(S)	CAR	TIME	LAPS	GAP	MPH	BEST
1	42	SRD	Fleming	Chevron B8	40:41.503	17		79.67	2:17.101
2	49	SRD	Schryver/Schryver	Chevron B6	41:05.311	17	23.808	78.90	2:18.312
3	34	SRD	Schryver	Chevron B8	41:38.904	17	57.401	77.84	2:20.413
4	15	INV	Piper	Brahma B2	41:45.370	17	1:03.867	77.64	2:19.669
5	32	SRD	Allison	Chevron B8	42:03.416	17	1:21.913	77.09	2:21.474
6	45	SRD	Dodd	Ginetta G16	42:06.327	17	1:24.824	77.00	2:16.521
7	3	SRD	Hodges	Chevron B8	42:26.240	17	1:44.737	76.39	2:21.183
8	72	SRD	Colman/Colman	Chevron B8	40:54.030	16	1 LAP	74.60	2:23.625
9	140	SRD	Williams/Williams	Chevron B8	41:15.378	16	1 LAP	73.95	2:22.211
10	61	SRD	Ward	Chevron B8	41:32.038	16	1 LAP	73.46	2:26.389
11	41	SRE	Casey	Lenham P69	42:01.466	16	1 LAP	72.60	2:28.105
12	5	SRB	Bianchi	Brabham BT5	42:06.396	16	1 LAP	72.46	2:28.057
13	25	SRD	Becker	Porsche 910	42:06.679	16	1 LAP	72.45	2:28.020
14	8	SRB	Malone	Elva MKV11S	42:33.486	16	1 LAP	71.69	2:27.937
15	10	SRB	Halliday	Lotus 23B	42:38.968	16	1 LAP	71.54	2:31.661
16	6	SRD	Thompson/Woolston	Chevron B6	42:56.489	16	1 LAP	71.05	2:29.771
17	95	SRB	Welch	Lotus 23B	43:03.060	16	1 LAP	70.87	2:24.478
18	40	SRE	Woodhouse/Woodhouse	Costin Nathan GT	40:46.786	15	2 LAPS	70.13	2:31.086
19	63	SRB	Adams	Lotus 23B	40:58.299	15	2 LAPS	69.80	2:34.878
20	67	SRB	Spieker	Lotus 23B	41:47.979	14	3 LAPS	63.85	2:45.115
21	77	SRB	Merrick	Merlyn Mk 6	41:56.101	14	3 LAPS	63.65	2:48.580
22	93	SRD	Douglas	Ginetta G16	42:56.377	14	3 LAPS	62.16	2:32.411

NOT CLASSIFIED

4	SRD	O'Connell/Watson	Chevron B8	25:13.211	11	D.N.F.	83.11	2:16.258
36	SRB	Garside	Lotus 23B	28:37.516	8	D.N.F.	53.21	2:34.235
20	INV	O'Shea	Cooper Maserati Monaco	18:03.658	7	D.N.F.	73.77	2:30.220
2	SRE	Tizzard	Lenham Spider		0	D.N.F.	N/A	

FASTEST LAP

4	SRD	O'Connell/Watson	Chevron B8	2:16.258	6	84.09mph	135.34kph
15	INV	Piper	Brahma B2	2:19.669	16	82.04mph	132.03kph
95	SRB	Welch	Lotus 23B	2:24.478	14	79.31mph	127.64kph
41	SRE	Casey	Lenham P69	2:28.105	16	77.36mph	124.51kph

Weather/Track: Cloud/Dry

Silverstone
Circuit Length = 3.640 miles.
Start: 16:58 End: 17:39

Clerk of the Course:	Timekeeper:
----------------------	-------------

Guards Trophy Race B Sports Racing Cars
RACE 5 - LAP ANALYSIS - Silverstone - 19/20 May 2012

2	Tizzard	Lenham Spider			
3	Hodges	Chevron B8			
1 - 2:23.756 6 - 4:16.142 11 - 2:23.139 16 - 2:23.443 2 - 2:21.183 7 - 2:21.721 12 - 2:24.177 17 - 2:23.271 3 - 2:22.248 8 - 2:22.930 13 - 2:22.643 4 - 2:22.676 9 - 2:22.841 14 - 2:25.239 5 - 2:24.917P 10 - 2:22.501 15 - 2:23.413					
4	O'Connell/Watson	Chevron B8			
1 - 2:20.725 6 - 2:16.258 11 - 2:20.908P 2 - 2:18.029 7 - 2:16.355 3 - 2:17.322 8 - 2:16.409 4 - 2:16.984 9 - 2:16.646 5 - 2:16.799 10 - 2:16.776					
5	Bianchi	Brabham BT5			
1 - 2:41.227 6 - 2:32.531 11 - 2:30.094 16 - 2:30.338 2 - 2:35.287 7 - 2:28.057 12 - 2:29.029 3 - 2:33.950 8 - 2:41.570P 13 - 2:31.633 4 - 2:31.104 9 - 4:02.721 14 - 2:28.151 5 - 2:30.895 10 - 2:29.617 15 - 2:30.192					
6	Thompson/Woolston	Chevron B6			
1 - 2:39.056 6 - 2:29.771 11 - 4:10.350 16 - 2:37.324 2 - 2:33.490 7 - 2:30.298 12 - 2:45.544 3 - 2:37.311 8 - 2:30.735 13 - 2:38.121 4 - 2:31.414 9 - 2:34.053 14 - 2:36.476 5 - 2:30.331 10 - 2:37.366P 15 - 2:34.849					
8	Malone	Elva MKV11S			
1 - 2:41.524 6 - 2:29.345 11 - 2:27.937 16 - 2:29.216 2 - 2:32.644 7 - 2:29.558 12 - 3:22.229 3 - 2:32.350 8 - 2:29.929 13 - 2:28.521 4 - 2:31.132 9 - 2:38.650P 14 - 2:28.392 5 - 2:30.653 10 - 3:52.153 15 - 2:29.253					

Weather/Track: Cloud/Dry

Guards Trophy Race B Sports Racing Cars
RACE 5 - LAP ANALYSIS - Silverstone - 19/20 May 2012
 (contd.)

10	Halliday	Lotus 23B					
1 -	2:43.033	6 -	2:33.885	11 -	2:33.132	16 -	2:32.964
2 -	2:34.364	7 -	2:33.425	12 -	2:35.612		
3 -	2:35.615	8 -	2:41.127P	13 -	2:32.722		
4 -	2:33.173	9 -	3:56.642	14 -	2:33.643		
5 -	2:31.661	10 -	2:33.006	15 -	2:34.964		
15	Piper	Brahma B2					
1 -	2:28.181	6 -	2:23.427	11 -	2:21.213	16 -	2:19.669
2 -	2:22.608	7 -	2:21.253	12 -	2:20.396	17 -	2:21.225
3 -	2:22.550	8 -	2:25.615P	13 -	2:21.429		
4 -	2:23.106	9 -	3:51.622	14 -	2:19.776		
5 -	2:21.453	10 -	2:21.121	15 -	2:20.726		
20	O'Shea	Cooper Maserati Monaco					
1 -	2:45.251	6 -	2:30.696				
2 -	2:37.474	7 -	2:34.862				
3 -	2:34.213						
4 -	2:30.942						
5 -	2:30.220						
25	Becker	Porsche 910					
1 -	2:39.505	6 -	2:30.920	11 -	3:58.284	16 -	2:31.619
2 -	2:35.766	7 -	2:29.754	12 -	2:32.211		
3 -	2:36.755	8 -	2:30.834	13 -	2:31.017		
4 -	2:32.055	9 -	2:34.221	14 -	2:30.581		
5 -	2:30.442	10 -	2:34.695P	15 -	2:28.020		
32	Allison	Chevron B8					
1 -	2:25.001	6 -	2:22.019	11 -	2:21.474	16 -	2:22.780
2 -	2:22.330	7 -	2:21.931	12 -	2:22.321	17 -	2:22.508
3 -	2:22.099	8 -	2:22.180	13 -	2:23.882		
4 -	2:21.766	9 -	2:31.849P	14 -	2:23.599		
5 -	2:21.803	10 -	3:51.594	15 -	2:24.280		
34	Schryver	Chevron B8					
1 -	2:25.658	6 -	2:22.044	11 -	3:38.438	16 -	2:20.431
2 -	2:22.121	7 -	2:21.460	12 -	2:20.665	17 -	2:22.368
3 -	2:21.398	8 -	2:21.770	13 -	2:27.159		
4 -	2:21.892	9 -	2:21.190	14 -	2:21.737		
5 -	2:22.060	10 -	2:28.100P	15 -	2:20.413		

Weather/Track: Cloud/Dry

www.mstworld.com

Page 2 of 5

Silverstone
 Circuit Length = 3.640 miles.
 Start: 16:58 End: 17:39

Printed - 17:48 Saturday, 19 May 2012

Guards Trophy Race B Sports Racing Cars
RACE 5 - LAP ANALYSIS - Silverstone - 19/20 May 2012
 (contd.)

36	Garside	Lotus 23B			
1 -	2:39.942	6 -	3:22.829P		
2 -	2:35.931	7 -	9:18.876		
3 -	2:35.781	8 -	2:53.369P		
4 -	2:34.235				
5 -	2:36.553				
40	Woodhouse/Woodhouse	Costin Nathan GT			
1 -	2:46.173	6 -	2:41.426	11 -	2:32.571
2 -	2:39.957	7 -	2:53.712P	12 -	2:31.086
3 -	2:40.269	8 -	4:01.425	13 -	2:31.325
4 -	2:38.305	9 -	2:32.194	14 -	2:31.607
5 -	2:40.459	10 -	2:32.142	15 -	2:34.135
41	Casey	Lenham P69			
1 -	2:45.016	6 -	2:29.601	11 -	2:30.503
2 -	2:34.907	7 -	2:34.427	12 -	2:31.112
3 -	2:33.486	8 -	2:39.617P	13 -	2:30.640
4 -	2:33.093	9 -	3:46.069	14 -	2:30.313
5 -	2:33.398	10 -	2:29.739	15 -	2:31.440
				16 -	2:28.105
42	Fleming	Chevron B8			
1 -	2:21.366	6 -	2:18.373	11 -	2:18.941
2 -	2:17.815	7 -	2:21.359P	12 -	2:18.681
3 -	2:17.101	8 -	3:37.215	13 -	2:17.526
4 -	2:17.773	9 -	2:17.975	14 -	2:17.447
5 -	2:23.265	10 -	2:18.997	15 -	2:19.088
16 -	2:18.394				
17 -	2:20.187				
45	Dodd	Ginetta G16			
1 -	2:21.839	6 -	2:16.670	11 -	3:32.622
2 -	2:18.054	7 -	2:16.839	12 -	2:17.199
3 -	2:16.917	8 -	2:17.324	13 -	2:17.150
4 -	2:17.711	9 -	2:16.521	14 -	2:18.268
5 -	2:17.378	10 -	2:21.758P	15 -	2:21.352
16 -	2:22.544				
17 -	3:56.181P				
49	Schryver/Schryver	Chevron B6			
1 -	2:22.934	6 -	2:20.568	11 -	2:18.876
2 -	2:20.398	7 -	2:20.873	12 -	2:20.438
3 -	2:20.336	8 -	2:19.831	13 -	2:19.573
4 -	2:20.204	9 -	2:24.959P	14 -	2:19.050
5 -	2:22.337	10 -	3:37.774	15 -	2:19.387
16 -	2:19.461				
17 -	2:18.312				

Weather/Track: Cloud/Dry

Guards Trophy Race B Sports Racing Cars
RACE 5 - LAP ANALYSIS - Silverstone - 19/20 May 2012
 (contd.)

61	Ward	Chevron B8					
1 -	2:41.912	6 -	2:29.488	11 -	2:27.686	16 -	2:27.804
2 -	2:34.205	7 -	2:29.655	12 -	2:26.670		
3 -	2:31.843	8 -	2:35.642P	13 -	2:27.656		
4 -	2:30.498	9 -	3:55.170	14 -	2:27.103		
5 -	2:30.321	10 -	2:29.996	15 -	2:26.389		
63	Adams	Lotus 23B					
1 -	2:45.457	6 -	2:36.866	11 -	2:38.778		
2 -	2:39.396	7 -	2:38.632	12 -	2:36.691		
3 -	2:38.504	8 -	2:36.465	13 -	2:34.878		
4 -	2:37.700	9 -	2:41.295P	14 -	2:36.638		
5 -	2:36.793	10 -	4:04.448	15 -	2:35.758		
67	Spieker	Lotus 23B					
1 -	3:14.927	6 -	2:51.052	11 -	2:50.105		
2 -	2:48.541	7 -	2:52.599	12 -	2:46.250		
3 -	2:50.954	8 -	2:53.289	13 -	2:45.115		
4 -	2:53.889	9 -	2:58.127P	14 -	2:48.802		
5 -	2:50.443	10 -	4:23.886				
72	Colman/Colman	Chevron B8					
1 -	2:34.062	6 -	2:25.804	11 -	2:26.895	16 -	2:23.625
2 -	2:26.319	7 -	2:27.422	12 -	2:28.897		
3 -	2:27.123	8 -	2:32.412P	13 -	2:28.576		
4 -	2:25.490	9 -	3:58.908	14 -	2:26.788		
5 -	2:25.297	10 -	2:31.221	15 -	2:25.191		
77	Merrick	Merlyn Mk 6					
1 -	3:00.719	6 -	2:52.184	11 -	2:49.595		
2 -	2:56.601	7 -	3:06.044P	12 -	2:49.304		
3 -	2:56.161	8 -	4:16.117	13 -	2:49.494		
4 -	2:54.013	9 -	2:50.236	14 -	2:48.580		
5 -	2:52.859	10 -	2:54.194				
93	Douglas	Ginetta G16					
1 -	6:44.694	6 -	2:54.332P	11 -	2:34.372		
2 -	2:50.151	7 -	4:19.541	12 -	2:32.411		
3 -	2:45.021	8 -	2:35.717	13 -	2:35.186		
4 -	2:38.267	9 -	2:34.891	14 -	2:35.034		
5 -	2:40.568	10 -	2:36.192				

Weather/Track: Cloud/Dry

Guards Trophy Race B Sports Racing Cars
RACE 5 - LAP ANALYSIS - Silverstone - 19/20 May 2012
 (contd.)

95	Welch	Lotus 23B			
1 - 2:34.416	6 - 2:27.107	11 - 2:26.926	16 - 2:26.628		
2 - 2:29.232	7 - 2:29.446	12 - 2:25.632			
3 - 2:27.492	8 - 2:28.959	13 - 2:24.942			
4 - 2:29.740	9 - 2:32.981P	14 - 2:24.478			
5 - 2:28.178	10 - 6:00.339	15 - 2:26.564			
140	Williams/Williams	Chevron B8			
1 - 2:38.903	6 - 2:42.864P	11 - 2:23.309	16 - 2:23.228		
2 - 2:32.555	7 - 3:51.829	12 - 2:22.860			
3 - 2:36.790	8 - 2:26.702	13 - 2:22.211			
4 - 2:30.389	9 - 2:25.929	14 - 2:32.627			
5 - 2:30.368	10 - 2:32.023	15 - 2:22.791			

Weather/Track: Cloud/Dry

Guards Trophy Race B Sports Racing Cars
RACE 5 - LAP CHART - Silverstone - 19/20 May 2012

Lap 1			Lap 2			Lap 3			Lap 4			Lap 5		
No	Behind	Laptime	No	Behind	Laptime	No	Behind	Laptime	No	Behind	Laptime	No	Behind	Laptime
4		2:20.725	4		2:18.029	4		2:17.322	4		2:16.984	4		2:16.799
42	0.641	2:21.366	42	0.427	2:17.815	42	0.206	2:17.101	42	0.995	2:17.773	45	2.040	2:17.378
45	1.114	2:21.839	45	1.139	2:18.054	45	0.734	2:16.917	45	1.461	2:17.711	42	7.461	2:23.265
49	2.209	2:22.934	49	4.578	2:20.398	49	7.592	2:20.336	49	10.812	2:20.204	49	16.350	2:22.337
3	3.031	2:23.756	3	6.185	2:21.183	3	11.111	2:22.248	3	16.803	2:22.676	77	1 LAP	2:54.013
32	4.276	2:25.001	32	8.577	2:22.330	34	13.101	2:21.398	34	18.009	2:21.892	67	1 LAP	2:53.889
34	4.933	2:25.658	34	9.025	2:22.121	32	13.354	2:22.099	32	18.136	2:21.766	32	23.140	2:21.803
15	7.456	2:28.181	15	12.035	2:22.608	15	17.263	2:22.550	93	2 LAPS	2:50.151	34	23.270	2:22.060
72	13.337	2:34.062	72	21.627	2:26.319	72	31.428	2:27.123	15	23.385	2:23.106	3	24.921	2:24.917P
95	13.691	2:34.416	95	24.894	2:29.232	95	35.064	2:27.492	72	39.934	2:25.490	15	28.039	2:21.453
140	18.178	2:38.903	140	32.704	2:32.555	8	50.442	2:32.350	95	47.820	2:29.740	72	48.432	2:25.297
6	18.331	2:39.056	6	33.792	2:33.490	61	51.884	2:31.843	8	1:04.590	2:31.132	93	2 LAPS	2:45.021
25	18.780	2:39.505	8	35.414	2:32.644	140	52.172	2:36.790	61	1:05.398	2:30.498	95	59.199	2:28.178
36	19.217	2:39.942	25	36.517	2:35.766	6	53.781	2:37.311	140	1:05.577	2:30.389	8	1:18.444	2:30.653
5	20.502	2:41.227	36	37.119	2:35.931	5	54.388	2:33.950	6	1:08.211	2:31.414	61	1:18.920	2:30.321
8	20.799	2:41.524	61	37.363	2:34.205	36	55.578	2:35.781	5	1:08.508	2:31.104	140	1:19.146	2:30.368
61	21.187	2:41.912	5	37.760	2:35.287	25	55.950	2:36.755	25	1:11.021	2:32.055	6	1:21.743	2:30.331
10	22.308	2:43.033	10	38.643	2:34.364	10	56.936	2:35.615	36	1:12.829	2:34.235	5	1:22.604	2:30.895
41	24.291	2:45.016	41	41.169	2:34.907	41	57.333	2:33.486	10	1:13.125	2:33.173	25	1:24.664	2:30.442
20	24.526	2:45.251	20	43.971	2:37.474	20	1:00.862	2:34.213	41	1:13.442	2:33.093	10	1:27.987	2:31.661
63	24.732	2:45.457	63	46.099	2:39.396	63	1:07.281	2:38.504	20	1:14.820	2:30.942	20	1:28.241	2:30.220
40	25.448	2:46.173	40	47.376	2:39.957	40	1:10.323	2:40.269	63	1:27.997	2:37.700	41	1:30.041	2:33.398
77	39.994	3:00.719	77	1:18.566	2:56.601	77	1:57.405	2:56.161	40	1:31.644	2:38.305	36	1:32.583	2:36.553
67	54.202	3:14.927	67	1:24.714	2:48.541	67	1:58.346	2:50.954				63	1:47.991	2:36.793
			93	1 LAP	6:44.694							40	1:55.304	2:40.459

Weather/Track: Cloud/Dry

Silverstone
Circuit Length = 3.640 miles.
Start: 16:58 End: 17:39

Guards Trophy Race B Sports Racing Cars
RACE 5 - LAP CHART - Silverstone - 19/20 May 2012
 (contd.)

Lap 6			Lap 7			Lap 8			Lap 9			Lap 10		
No	Behind	Laptime	No	Behind	Laptime	No	Behind	Laptime	No	Behind	Laptime	No	Behind	Laptime
4		2:16.258	4		2:16.355	4		2:16.409	4		2:16.646	4		2:16.776
45	2.452	2:16.670	45	2.936	2:16.839	45	3.851	2:17.324	77	2 LAPS	3:06.044P	8	1 LAP	2:38.650P
42	9.576	2:18.373	40	1 LAP	2:41.426	3	1 LAP	2:21.721	45	3.726	2:16.521	6	1 LAP	2:34.053
49	20.660	2:20.568	3	1 LAP	4:16.142	63	1 LAP	2:38.632	41	1 LAP	2:39.617P	15	1 LAP	3:51.622
32	28.901	2:22.019	42	14.580	2:21.359P	49	28.600	2:19.831	10	1 LAP	2:41.127P	25	1 LAP	2:34.221
34	29.056	2:22.044	36	1 LAP	3:22.829P	34	39.522	2:21.770	3	1 LAP	2:22.930	45	8.708	2:21.758P
15	35.208	2:23.427	49	25.178	2:20.873	32	40.248	2:22.180	63	1 LAP	2:36.465	40	2 LAPS	4:01.425
67	1 LAP	2:50.443	34	34.161	2:21.460	40	1 LAP	2:53.712P	49	36.913	2:24.959P	67	2 LAPS	2:53.289
77	1 LAP	2:52.859	32	34.477	2:21.931	15	49.312	2:25.615P	34	44.066	2:21.190	3	1 LAP	2:22.841
72	57.978	2:25.804	15	40.106	2:21.253	140	1 LAP	3:51.829	32	55.451	2:31.849P	72	1 LAP	3:58.908
95	1:10.048	2:27.107	72	1:09.045	2:27.422	72	1:25.048	2:32.412P	140	1 LAP	2:26.702	34	55.390	2:28.100P
93	2 LAPS	2:38.267	95	1:23.139	2:29.446	42	1:35.386	3:37.215	42	1:36.715	2:17.975	63	1 LAP	2:41.295P
8	1:31.531	2:29.345	67	1 LAP	2:51.052	95	1:35.689	2:28.959	95	1:52.024	2:32.981P	140	1 LAP	2:25.929
61	1:32.150	2:29.488	77	1 LAP	2:52.184	8	1:58.254	2:29.929				61	1 LAP	3:55.170
6	1:35.256	2:29.771	93	2 LAPS	2:40.568	67	1 LAP	2:52.599				41	1 LAP	3:46.069
5	1:38.877	2:32.531	8	1:44.734	2:29.558	6	2:03.525	2:30.735				42	1:38.936	2:18.997
25	1:39.326	2:30.920	61	1:45.450	2:29.655	61	2:04.683	2:35.642P				5	1 LAP	4:02.721
20	1:42.679	2:30.696	6	1:49.199	2:30.298	25	2:07.150	2:30.834				10	1 LAP	3:56.642
41	1:43.384	2:29.601	5	1:50.579	2:28.057	93	2 LAPS	2:54.332P				49	1:57.911	3:37.774
140	1:45.752	2:42.864P	25	1:52.725	2:29.754	5	2:15.740	2:41.570P				93	3 LAPS	4:19.541
10	1:45.614	2:33.885	20	2:01.186	2:34.862							77	2 LAPS	4:16.117
63	2:08.599	2:36.866	41	2:01.456	2:34.427									
			10	2:02.684	2:33.425									

Weather/Track: Cloud/Dry

Silverstone
 Circuit Length = 3.640 miles.
 Start: 16:58 End: 17:39

Guards Trophy Race B Sports Racing Cars
RACE 5 - LAP CHART - Silverstone - 19/20 May 2012
 (contd.)

Lap 11			Lap 12			Lap 13			Lap 14			Lap 15		
No	Behind	Laptime	No	Behind	Laptime	No	Behind	Laptime	No	Behind	Laptime	No	Behind	Laptime
4		2:20.908P	45		2:17.199	45		2:17.150	45		2:18.268	45		2:21.352
15	1 LAP	2:21.121	42	18.029	2:18.681	72	1 LAP	2:28.897	67	3 LAPS	2:50.105	42	15.320	2:19.088
32	1 LAP	3:51.594	140	1 LAP	2:23.309	42	18.405	2:17.526	77	3 LAPS	2:49.595	72	1 LAP	2:26.788
6	1 LAP	2:37.366P	8	1 LAP	2:27.937	140	1 LAP	2:22.860	72	1 LAP	2:28.576	67	3 LAPS	2:46.250
40	2 LAPS	2:32.194	61	1 LAP	2:27.686	61	1 LAP	2:26.670	42	17.584	2:17.447	77	3 LAPS	2:49.304
25	1 LAP	2:34.695P	49	38.696	2:20.438	49	41.119	2:19.573	140	1 LAP	2:22.211	49	39.936	2:19.387
3	1 LAP	2:22.501	41	1 LAP	2:30.503	41	1 LAP	2:31.112	49	41.901	2:19.050	140	1 LAP	2:32.627
36	4 LAPS	9:18.876	25	1 LAP	3:58.284	25	1 LAP	2:32.211	61	1 LAP	2:27.656	61	1 LAP	2:27.103
67	2 LAPS	2:58.127P	5	1 LAP	2:30.094	5	1 LAP	2:29.029	41	1 LAP	2:30.640	34	1:08.503	2:20.413
72	1 LAP	2:31.221	6	1 LAP	4:10.350	34	1:05.973	2:27.159	34	1:09.442	2:21.737	41	1 LAP	2:30.313
45	1:20.422	3:32.622	34	55.964	2:20.665	15	1:15.992	2:21.429	25	1 LAP	2:31.017	15	1:16.874	2:20.726
8	1 LAP	3:52.153	10	1 LAP	2:33.132	10	1 LAP	2:35.612	5	1 LAP	2:31.633	5	1 LAP	2:28.151
140	1 LAP	2:32.023	15	1:11.713	2:20.396	6	1 LAP	2:45.544	15	1:17.500	2:19.776	25	1 LAP	2:30.581
61	1 LAP	2:29.996	93	3 LAPS	2:34.891	32	1:22.267	2:23.882	32	1:27.598	2:23.599	32	1:30.526	2:24.280
42	1:36.969	2:18.941	32	1:15.535	2:22.321	8	1 LAP	3:22.229	10	1 LAP	2:32.722	10	1 LAP	2:33.643
41	1 LAP	2:29.739	3	1:37.399	2:24.177	93	3 LAPS	2:36.192	8	1 LAP	2:28.521	8	1 LAP	2:28.392
5	1 LAP	2:29.617	63	1 LAP	2:38.778	3	1:42.892	2:22.643	6	1 LAP	2:38.121	3	1:51.924	2:23.413
49	1:55.879	2:18.876	67	2 LAPS	4:23.886	40	1 LAP	2:31.086	93	3 LAPS	2:34.372	6	1 LAP	2:36.476
10	1 LAP	2:33.006	40	1 LAP	2:32.571	63	1 LAP	2:36.691	3	1:49.863	2:25.239	93	3 LAPS	2:32.411
34	2:12.920	3:38.438	77	2 LAPS	2:54.194	95	1 LAP	2:25.632	40	1 LAP	2:31.325	95	1 LAP	2:24.478
93	3 LAPS	2:35.717	95	1 LAP	2:26.926				95	1 LAP	2:24.942			
15	2:28.938	2:21.213							63	1 LAP	2:34.878			
32	2:30.835	2:21.474												
77	2 LAPS	2:50.236												
63	1 LAP	4:04.448												
3	2:50.843	2:23.139												
40	1 LAP	2:32.142												
95	1 LAP	6:00.339												
36	3 LAPS	2:53.369P												
72	3:27.742	2:26.895												

Weather/Track: Cloud/Dry

Silverstone
 Circuit Length = 3.640 miles.
 Start: 16:58 End: 17:39

Guards Trophy Race B Sports Racing Cars
RACE 5 - LAP CHART - Silverstone - 19/20 May 2012
 (contd.)

Lap 16			Lap 17			Lap 18			Lap 19			Lap 20		
No	Behind	Laptime	No	Behind	Laptime	No	Behind	Laptime	No	Behind	Laptime	No	Behind	Laptime
45		2:22.544	42		2:20.187									
40	2 LAPS	2:31.607	40	2 LAPS	2:34.135									
42	11.170	2:18.394	72	1 LAP	2:23.625									
63	2 LAPS	2:36.638	63	2 LAPS	2:35.758									
72	1 LAP	2:25.191	49	23.808	2:18.312									
49	36.853	2:19.461	140	1 LAP	2:23.228									
140	1 LAP	2:22.791	61	1 LAP	2:27.804									
67	3 LAPS	2:45.115	34	57.401	2:22.368									
61	1 LAP	2:26.389	15	1:03.867	2:21.225									
77	3 LAPS	2:49.494	67	3 LAPS	2:48.802									
34	1:06.390	2:20.431	77	3 LAPS	2:48.580									
15	1:13.999	2:19.669	41	1 LAP	2:28.105									
41	1 LAP	2:31.440	32	1:21.913	2:22.508									
25	1 LAP	2:28.020	45	1:24.824	3:56.181P									
5	1 LAP	2:30.192	5	1 LAP	2:30.338									
32	1:30.762	2:22.780	25	1 LAP	2:31.619									
3	1:52.823	2:23.443	3	1:44.737	2:23.271									
8	1 LAP	2:29.253	8	1 LAP	2:29.216									
10	1 LAP	2:34.964	10	1 LAP	2:32.964									
6	1 LAP	2:34.849	93	3 LAPS	2:35.034									
93	3 LAPS	2:35.186	6	1 LAP	2:37.324									
95	1 LAP	2:26.564	95	1 LAP	2:26.628									

Weather/Track: Cloud/Dry

Silverstone
 Circuit Length = 3.640 miles.
 Start: 16:58 End: 17:39

GT and Sports Car Cup

RACE 6 - QUALIFYING - Silverstone - 19/20 May 2012

POS	NO	CL	DRIVER(S)	CAR	TIME	LAPS	GAP	MPH
1	84	GT4	Clark/Fisken	Jaguar E-type	2:30.352	12		76.21
2	72	GT4	Boot/Coyne	Jaguar E-type	2:31.032	11	0.680	75.87
3	88	GT4	Newey **/Horner **	Jaguar E-type	2:31.702	11	1.350	75.53
4	75	GT4	Chiles/Chiles Jnr	Shelby Cobra	2:33.301	6	2.949	74.74
5	73	GT4	Hodges/O'Connell	Jaguar E-type	2:33.623	9	3.271	74.59
6	97	GT4	Welch/Pangborne	Jaguar E-type	2:34.558	12	4.206	74.13
7	93	GT4	Watson/O'Connell	Jaguar E-type	2:37.117	11	6.765	72.93
8	99	GT4	Davies/Ronchetti	Shelby Mustang	2:37.352	11	7.000	72.82
9	32	GT2	Williams/Newall	Alfa Romeo Gulia TZ	2:38.698	11	8.346	72.20
10	90	GT4	Scragg/Scragg	Jaguar E-type	2:38.997	11	8.645	72.06
11	62	GT3	Sinke	Austin Healey 3000	2:39.722	11	9.370	71.74
12	76	GT4	Voyazides/Hadfield	AC Cobra	2:40.876	5	10.524	71.22
13	64	GT3	Emberson/Wykeham	Morgan Plus 4 SLR	2:41.331	11	10.979	71.02
14	29	GT3	Bellinger/Bellinger	Morgan Plus 4 SLR	2:41.404	4	11.052	70.99
15	70	GT3	Orebi Gann/Bourne	Morgan Plus 4 SLR	2:41.577	11	11.225	70.91
16	11	SP1	Trouillard/Rondoni	Lotus 11	2:41.742	11	11.390	70.84
17	80	GT4	Bronson/Smithies	Chevrolet Corvette	2:43.949	10	13.597	69.89
18	61	GT3	Halstead/MacPherson	Austin Healey 3000	2:43.965	10	13.613	69.88
19	60	GT3	Clarkson/Williams	Austin Healey 3000	2:44.294	10	13.942	69.74
20	55	GT2	Ward/Bull	TVR Grantura	2:44.662	11	14.310	69.59
21	53	GT2	Flux/Young	Porsche 911	2:45.460	11	15.108	69.25
22	26	GT1	Jacobsen/Jacobsen	Lotus Elite	2:45.548	11	15.196	69.21
23	71	GT3	Ross Jones/R-Jones	Triumph TR4	2:46.165	11	15.813	68.96
24	37	GT2	Lambert/Lambert	MG B	2:47.367	10	17.015	68.46
25	38	GT2	Ashworth/Ashworth	MG B	2:47.831	11	17.479	68.27
26	33	GT2	Bechtolsheimer/Bianchi	MG B	2:48.275	10	17.923	68.09
27	98	GT4	Wenman/Wenman	Shelby Mustang	2:48.340	11	17.988	68.06
28	34	GT2	Bianchi/Bianchi	MG B	2:48.390	10	18.038	68.04
29	65	GT3	Paterson/Sears	Jaguar E-type	2:48.694	10	18.342	67.92
30	67	GT3	Wood/Wood	Jaguar E-type	2:49.614	10	19.262	67.55
31	1	GT2	Paul/Wells	TVR Grantura	2:49.986	11	19.634	67.41
32	36	GT2	Sleep/Wykeham	MG B	2:50.471	11	20.119	67.21
33	46	GT2	Stephens/Stephens	Porsche 356SC	2:51.037	10	20.685	66.99
34	50	GT2	Tognola/Monk	Porsche 911	2:52.090	10	21.738	66.58
35	4	SP1	Begbie	Elva MkIV	2:52.181	11	21.829	66.55
36	25	GT1	Garside/Weston	Lotus Elite	2:53.886	10	23.534	65.89
37	3	SP2	Bond/Fell	Maserati 250S	2:54.141	10	23.789	65.80
38	2	SP1	Spieker/B-Edwards	Frazer Nash Le Mans Replica	2:55.762	11	25.410	65.19
39	39	GT2	Phillips/Phillips	MG B	3:02.823	10	32.471	62.67
40	28	GT1	Adams	Turner	3:10.725	9	40.373	60.08
41	51	GT2	Moyes	Porsche 911	3:19.170	10	48.818	57.53

DRIVERS MARKED ** HAVE NO WORKING TRANSPONDER
Weather/Track: Cloud/Damp

Silverstone
Circuit Length = 3.640 miles.
Start: 12:05 End: 12:36

Clerk of the Course:	Timekeeper:
----------------------	-------------

GT and Sports Car Cup

RACE 6 - QUALIFYING LAP ANALYSIS - Silverstone - 19/20 May 2012

1	Paul/Wells	TVR Grantura
1 - X:00.000	6 - 3:03.836P	11 - 2:49.986
2 - 3:09.524	7 - 4:06.863	
3 - 2:59.137	8 - 2:56.443	
4 - 2:57.995	9 - 4:04.146	
5 - 2:54.993	10 - 2:54.922	
2	Spieker/B-Edwards	Frazer Nash Le Mans Replica
1 - X:00.000	6 - 2:56.915	11 - 3:09.129
2 - 3:06.349	7 - 3:02.907P	
3 - 3:02.839	8 - 5:00.512	
4 - 2:59.794	9 - 3:30.864	
5 - 2:55.762	10 - 3:14.716	
3	Bond/Fell	Maserati 250S
1 - X:00.000	6 - 2:57.751	
2 - 3:19.540	7 - 3:09.954P	
3 - 3:09.480	8 - 4:47.190	
4 - 3:11.221P	9 - 3:03.682	
5 - 4:49.201	10 - 2:54.141	
4	Begbie	Elva MkIV
1 - X:00.000	6 - 2:57.397	11 - 2:52.181
2 - 3:11.309	7 - 2:53.016	
3 - 3:03.801	8 - 3:00.664	
4 - 3:01.901	9 - 4:39.608	
5 - 2:59.191	10 - 3:16.931	
11	Trouillard/Rondoni	Lotus 11
1 - X:00.000	6 - 2:41.742	11 - 2:51.157
2 - 3:23.252	7 - 3:01.598P	
3 - 3:06.038	8 - 4:17.984	
4 - 2:56.511	9 - 3:22.265	
5 - 2:47.464	10 - 2:51.201	
25	Garside/Weston	Lotus Elite
1 - X:00.000	6 - 3:57.815	
2 - 3:28.165	7 - 2:53.886	
3 - 3:21.641	8 - 5:03.242	
4 - 3:11.379	9 - 3:13.696	
5 - 3:17.794P	10 - 3:06.912P	

DRIVERS MARKED ** HAVE NO WORKING TRANSPONDER
Weather/Track: Cloud/Damp

GT and Sports Car Cup

RACE 6 - QUALIFYING LAP ANALYSIS - Silverstone - 19/20 May 2012

(contd.)

26	Jacobsen/Jacobsen	Lotus Elite
1 - X:00.000	6 - 4:14.909	11 - 2:48.051
2 - 3:03.960	7 - 2:45.548	
3 - 2:52.176	8 - 2:59.106	
4 - 2:51.416	9 - 3:41.995	
5 - 3:01.142P	10 - 2:52.560	
28	Adams	Turner
1 - X:00.000	6 - 3:15.112	
2 - 3:42.871	7 - 3:10.725	
3 - 3:35.309	8 - 5:10.916P	
4 - 3:20.708	9 - 4:41.930	
5 - 3:16.889		
29	Bellinger/Bellinger	Morgan Plus 4 SLR
1 - X:00.000		
2 - 2:53.193		
3 - 2:43.121		
4 - 2:41.404		
32	Williams/Newall	Alfa Romeo Gulia TZ
1 - X:00.000	6 - 3:06.459P	11 - 2:38.698
2 - 3:09.910	7 - 3:40.039	
3 - 3:01.710	8 - 2:41.889	
4 - 3:01.016	9 - 4:21.696	
5 - 2:54.567	10 - 3:35.996	
33	Bechtolsheimer/Bianchi	MG B
1 - X:00.000	6 - 2:50.854	
2 - 3:03.346	7 - 2:52.958	
3 - 2:57.087	8 - 3:18.598P	
4 - 2:56.738	9 - 4:56.103	
5 - 2:53.864	10 - 2:48.275	
34	Bianchi/Bianchi	MG B
1 - X:00.000	6 - 3:59.888	
2 - 3:21.942	7 - 2:53.260	
3 - 3:17.098	8 - 5:04.187	
4 - 3:12.699	9 - 3:01.927	
5 - 3:16.397P	10 - 2:48.390	

DRIVERS MARKED ** HAVE NO WORKING TRANSPONDER
Weather/Track: Cloud/Damp

GT and Sports Car Cup

RACE 6 - QUALIFYING LAP ANALYSIS - Silverstone - 19/20 May 2012

(contd.)

36	Sleep/Wykeham	MG B
1 - X:00.000	6 - 2:54.610	11 - 2:50.471
2 - 3:18.893	7 - 2:53.514	
3 - 3:02.428	8 - 3:02.406P	
4 - 2:59.645	9 - 4:30.458	
5 - 2:55.410	10 - 3:02.299	
37	Lambert/Lambert	MG B
1 - X:00.000	6 - 2:49.615	
2 - 3:44.094	7 - 2:55.127	
3 - 3:38.702	8 - 4:41.938	
4 - 3:34.346P	9 - 3:03.797	
5 - 4:09.941	10 - 2:47.367	
38	Ashworth/Ashworth	MG B
1 - X:00.000	6 - 4:30.343	11 - 2:47.831
2 - 3:06.467	7 - 2:50.782	
3 - 2:56.369	8 - 3:22.925P	
4 - 2:54.493	9 - 4:01.343	
5 - 2:59.894P	10 - 2:48.669	
39	Phillips/Phillips	MG B
1 - X:00.000	6 - 3:33.047P	
2 - 3:40.559	7 - 5:05.423	
3 - 3:29.009	8 - 3:30.973	
4 - 3:30.747	9 - 3:03.904	
5 - 3:19.589	10 - 3:02.823	
46	Stephens/Stephens	Porsche 356SC
1 - X:00.000	6 - 4:58.045	
2 - 3:22.892	7 - 2:58.635	
3 - 3:12.375	8 - 4:34.218	
4 - 3:07.710	9 - 3:10.407	
5 - 3:18.402P	10 - 2:51.037	
50	Tognola/Monk	Porsche 911
1 - X:00.000	6 - 3:08.450P	
2 - 3:13.021	7 - 5:11.335	
3 - 3:09.417	8 - 5:04.401	
4 - 3:04.414	9 - 3:05.565	
5 - 2:59.540	10 - 2:52.090	

DRIVERS MARKED ** HAVE NO WORKING TRANSPONDER
Weather/Track: Cloud/Damp

GT and Sports Car Cup

RACE 6 - QUALIFYING LAP ANALYSIS - Silverstone - 19/20 May 2012

(contd.)

51	Moyes	Porsche 911
1 - X:00.000	6 - 3:19.170	
2 - 3:28.022	7 - 3:28.478	
3 - 3:23.211	8 - 4:59.281	
4 - 3:21.818	9 - 3:32.753	
5 - 3:21.664	10 - 3:19.350	
53	Flux/Young	Porsche 911
1 - X:00.000	6 - 2:52.576	11 - 3:05.915
2 - 3:11.123	7 - 3:02.011P	
3 - 2:54.255	8 - 4:08.253	
4 - 2:53.248	9 - 4:06.950	
5 - 2:52.139	10 - 2:45.460	
55	Ward/Bull	TVR Grantura
1 - X:00.000	6 - 2:59.007P	11 - 2:44.662
2 - 3:05.276	7 - 4:32.973	
3 - 2:52.365	8 - 3:05.460	
4 - 2:48.663	9 - 3:42.540	
5 - 2:45.617	10 - 2:57.611	
60	Clarkson/Williams	Austin Healey 3000
1 - X:00.000	6 - 2:59.265P	
2 - 3:00.270	7 - 3:49.587	
3 - 2:49.069	8 - 2:44.294	
4 - 2:46.304	9 - 4:44.080	
5 - 2:46.029	10 - 3:46.846P	
61	Halstead/MacPherson	Austin Healey 3000
1 - X:00.000	6 - 2:44.576	
2 - 3:06.120	7 - 2:52.175P	
3 - 2:51.271	8 - 4:58.637	
4 - 2:46.048	9 - 2:55.053	
5 - 2:44.248	10 - 2:43.965	
62	Sinke	Austin Healey 3000
1 - X:00.000	6 - 2:44.726	11 - 2:40.071
2 - 3:11.586	7 - 2:45.642	
3 - 2:51.387	8 - 2:39.722	
4 - 2:45.371	9 - 3:11.778P	
5 - 2:46.548	10 - 6:33.248	

DRIVERS MARKED ** HAVE NO WORKING TRANSPONDER
Weather/Track: Cloud/Damp

GT and Sports Car Cup

RACE 6 - QUALIFYING LAP ANALYSIS - Silverstone - 19/20 May 2012

(contd.)

64	Emberson/Wykeham	Morgan Plus 4 SLR
1 - X:00.000	6 - 4:49.215	11 - 2:41.331
2 - 3:13.980	7 - 2:42.404	
3 - 3:06.399	8 - 3:05.725	
4 - 3:01.560	9 - 3:24.771	
5 - 3:04.671P	10 - 3:07.125	
65	Paterson/Sears	Jaguar E-type
1 - X:00.000	6 - 2:56.361	
2 - 3:28.071	7 - 2:57.505	
3 - 3:23.423	8 - 4:28.211	
4 - 3:26.751P	9 - 3:12.194	
5 - 4:31.821	10 - 2:48.694	
67	Wood/Wood	Jaguar E-type
1 - X:00.000	6 - 2:58.654P	
2 - 3:12.024	7 - 5:13.876	
3 - 2:58.487	8 - 5:04.421	
4 - 2:59.726	9 - 3:40.252	
5 - 2:49.614	10 - 3:17.999	
70	Orebi Gann/Bourne	Morgan Plus 4 SLR
1 - X:00.000	6 - 4:07.577	11 - 2:41.577
2 - 3:16.125	7 - 2:47.724	
3 - 2:58.772	8 - 3:06.939	
4 - 2:54.028	9 - 3:41.815	
5 - 2:59.253P	10 - 2:52.004	
71	Ross Jones/R-Jones	Triumph TR4
1 - X:00.000	6 - 2:57.418	11 - 3:14.743P
2 - 3:15.558	7 - 3:06.537P	
3 - 3:03.440	8 - 4:45.984	
4 - 2:58.458	9 - 3:30.367	
5 - 2:57.996	10 - 2:46.165	
72	Boot/Coyne	Jaguar E-type
1 - X:00.000	6 - 2:43.493	11 - 2:31.032
2 - 3:05.141	7 - 2:52.700P	
3 - 2:53.356	8 - 4:12.113	
4 - 2:48.669	9 - 4:33.102	
5 - 2:47.448	10 - 2:50.483	

DRIVERS MARKED ** HAVE NO WORKING TRANSPONDER
Weather/Track: Cloud/Damp

GT and Sports Car Cup

RACE 6 - QUALIFYING LAP ANALYSIS - Silverstone - 19/20 May 2012

(contd.)

73	Hodges/O'Connell	Jaguar E-type
1 - X:00.000	6 - 8:13.186	
2 - 3:04.537	7 - 5:16.485	
3 - 2:53.464	8 - 2:40.802	
4 - 2:48.921	9 - 2:33.623	
5 - 2:54.881P		
75	Chiles/Chiles Jnr	Shelby Cobra
1 - X:00.000	6 - 2:33.301	
2 - 3:01.533		
3 - 2:47.779		
4 - 2:56.311P		
5 - 5:42.721		
76	Voyazides/Hadfield	AC Cobra
1 - X:00.000		
2 - 2:54.108		
3 - 2:44.135		
4 - 2:40.876		
5 - 2:45.026		
80	Bronson/Smithies	Chevrolet Corvette
1 - X:00.000	6 - 4:56.271	
2 - 3:00.311	7 - 3:15.254P	
3 - 2:49.337	8 - 5:57.170	
4 - 2:43.949	9 - 3:02.327	
5 - 2:52.692P	10 - 3:50.086	
84	Clark/Fisken	Jaguar E-type
1 - X:00.000	6 - 2:39.984	11 - 2:37.517
2 - 2:59.919	7 - 2:40.284	12 - 2:30.352
3 - 2:43.216	8 - 2:35.302	
4 - 2:38.024	9 - 2:50.042P	
5 - 3:05.373	10 - 4:24.147	
88	Newey **/Horner **	Jaguar E-type
1 - X:00.000	6 - 2:49.572P	11 - 2:31.702
2 - 3:03.069	7 - 3:44.457	
3 - 2:50.733	8 - 2:37.923	
4 - 2:48.600	9 - 4:43.230P	
5 - 2:44.063	10 - 3:38.013	

DRIVERS MARKED ** HAVE NO WORKING TRANSPONDER
Weather/Track: Cloud/Damp

GT and Sports Car Cup

RACE 6 - QUALIFYING LAP ANALYSIS - Silverstone - 19/20 May 2012

(contd.)

90	Scragg/Scragg	Jaguar E-type
1 - X:00.000	6 - 4:27.913	11 - 2:41.720
2 - 2:57.318	7 - 2:38.997	
3 - 2:44.661	8 - 2:43.649	
4 - 2:39.057	9 - 4:36.905	
5 - 3:06.354P	10 - 2:55.812	
93	Watson/O'Connell	Jaguar E-type
1 - X:00.000	6 - 2:48.451P	11 - 2:37.117
2 - 2:57.788	7 - 4:40.228	
3 - 2:45.936	8 - 2:44.647	
4 - 2:38.700	9 - 4:17.651	
5 - 2:37.874	10 - 2:54.188	
97	Welch/Pangborne	Jaguar E-type
1 - X:00.000	6 - 2:44.064P	11 - 2:46.904
2 - 2:45.150	7 - 3:53.146	12 - 2:39.187
3 - 2:37.916	8 - 2:40.555	
4 - 2:38.033	9 - 2:58.963	
5 - 2:34.558	10 - 3:30.412	
98	Wenman/Wenman	Shelby Mustang
1 - X:00.000	6 - 3:08.031P	11 - 2:48.340
2 - 3:13.111	7 - 4:28.028	
3 - 3:04.492	8 - 3:27.989	
4 - 3:00.062	9 - 3:29.882	
5 - 2:55.442	10 - 2:49.083	
99	Davies/Ronchetti	Shelby Mustang
1 - X:00.000	6 - 2:41.183	11 - 2:39.103
2 - 2:57.865	7 - 2:37.352	
3 - 2:45.938	8 - 2:45.379P	
4 - 2:45.804	9 - 6:02.706	
5 - 2:41.194	10 - 3:00.647	

DRIVERS MARKED ** HAVE NO WORKING TRANSPONDER
Weather/Track: Cloud/Damp

GT and Sports Car Cup

RACE 6 - GRID- AMENDED - Silverstone - 19/20 May 2012

ROW 21	7	Gate	51	Moyes
ROW 20	28	Adams	39	Phillips/Phillips
ROW 19	2	Spieker/B-Edwards	3	Bond/Fell
ROW 18	25	Garside/Weston	4	Begbie
ROW 17	50	Tognola/Monk	46	Stephens/Stephens
ROW 16	36	Sleep/Wykeham	1	Paul/Wells
ROW 15	67	Wood/Wood	65	Paterson/Sears
ROW 14	34	Bianchi/Bianchi	98	Wenman/Wenman
ROW 13	33	Bechtolsheimer/Bianchi	38	Ashworth/Ashworth
ROW 12	37	Lambert/Lambert	71	Ross Jones/R-Jones
ROW 11	26	Jacobsen/Jacobsen	53	Flux/Young
ROW 10	55	Ward/Bull	60	Clarkson/Williams
ROW 9	61	Halstead/MacPherson	80	Bronson/Smithies
ROW 8	11	Trouillard/Rondoni	70	Orebi Gann/Bourne
ROW 7	29	Bellinger/Bellinger	64	Emberson/Wykeham
ROW 6	76	Voyazides/Hadfield	62	Sinke
ROW 5	90	Scragg/Scragg	32	Williams/Newall
ROW 4	99	Davies/Ronchetti	93	Watson/O'Connell
ROW 3	97	Welch/Pangborne	73	Hodges/O'Connell
ROW 2	75	Chiles/Chiles Jnr	88	Newey **/Horner **
ROW 1	72	Boot/Coyne	84	Clark/Fisken

POLE

DRIVERS MARKED ** HAVE NO WORKING TRANSPONDER

Car 6 allowed to start from back of grid.

These results are provisional until the conclusion of any judicial and technical matters.

Silverstone

Circuit Length = 3.640 miles.

Start: 12:05 End: 12:36

Clerk of the Course:

Timekeeper:

GT and Sports Car Cup

RACE 6 - CLASSIFICATION - Silverstone - 19/20 May 2012

POS	NO	CL	DRIVER(S)	CAR	TIME	LAPS	GAP	MPH	BEST
1	76	GT4	Voyazides/Hadfield	AC Cobra	1:00:53.500	24		75.19	2:26.233
2	84	GT4	Clark/Fisken	Jaguar E-type	1:01:01.685	24	8.185	75.03	2:26.473
3	97	GT4	Pangborne/Welch	Jaguar E-type	1:01:40.164	24	46.664	74.25	2:27.419
4	75	GT4	Chiles/Chiles Jnr	Shelby Cobra	1:01:54.455	24	1:00.955	73.96	2:29.195
5	72	GT4	Boot/Coyne	Jaguar E-type	1:02:53.115	24	1:59.615	72.81	2:30.142
6	73	GT4	O'Connell/Hodges	Jaguar E-type	1:00:58.089	23	1 LAP	71.97	2:30.641
7	64	GT3	Emberson/Wykeham	Morgan Plus 4 SLR	1:02:24.429	23	1 LAP	70.31	2:34.871
8	62	GT3	Sinke	Austin Healey 3000	1:02:46.648	23	1 LAP	69.89	2:36.070
9	70	GT3	Orebi Gann/Bourne	Morgan Plus 4 SLR	1:02:51.529	23	1 LAP	69.80	2:35.515
10	32	GT2	Williams/Newall	Alfa Romeo Gulia TZ	1:03:27.272	23	1 LAP	69.15	2:36.536
11	55	GT2	Bull/Ward	TVR Grantura	1:01:11.814	22	2 LAPS	68.58	2:40.255
12	53	GT2	Young/Flux	Porsche 911	1:01:21.183	22	2 LAPS	68.40	2:42.131
13	26	GT1	Jacobsen/Jacobsen	Lotus Elite	1:01:26.085	22	2 LAPS	68.31	2:42.173
14	3	SP2	Bond/Fell	Maserati 250S	1:01:31.417	22	2 LAPS	68.21	2:40.837
15	1	GT2	Wells/Paul	TVR Grantura	1:01:55.547	22	2 LAPS	67.77	2:41.397
16	71	GT3	Ross Jones/R-Jones	Triumph TR4	1:01:57.075	22	2 LAPS	67.74	2:41.148
17	7	GT4	Gate	Jaguar E-type	1:02:10.636	22	2 LAPS	67.50	2:38.998
18	98	GT4	Wenman/Wenman	Shelby Mustang	1:02:15.143	22	2 LAPS	67.42	2:43.226
19	33	GT2	Bianchi/Bechtolsheimer	MG B	1:02:30.467	22	2 LAPS	67.14	2:44.168
20	34	GT2	Bianchi/Bianchi	MG B	1:02:39.439	22	2 LAPS	66.98	2:41.279
21	11	SP1	Trouillard/Rondoni	Lotus 11	1:03:28.811	22	2 LAPS	66.11	2:37.280
22	36	GT2	Sleep/Wykeham	MG B	1:03:35.166	22	2 LAPS	66.00	2:44.566
23	50	GT2	Monk/Tognola	Porsche 911	1:00:58.118	21	3 LAPS	65.70	2:46.288
24	37	GT2	Lambert/Lambert	MG B	1:01:30.488	21	3 LAPS	65.13	2:41.550
25	67	GT3	Wood/Wood	Jaguar E-type	1:01:33.580	21	3 LAPS	65.07	2:41.038
26	4	SP1	Begbie	Elva MkIV	1:01:35.527	21	3 LAPS	65.04	2:47.662
27	65	GT3	Sears/Paterson	Jaguar E-type	1:01:47.704	21	3 LAPS	64.82	2:42.401
28	46	GT2	Stephens/Stephens	Porsche 356SC	1:01:53.394	21	3 LAPS	64.72	2:45.685
29	25	GT1	Garside/Weston	Lotus Elite	1:01:06.755	20	4 LAPS	62.42	2:52.301
30	2	SP1	Spieker/B-Edwards	Frazer Nash Le Mans Replica	1:01:22.066	20	4 LAPS	62.16	2:47.762
31	28	GT1	Adams	Turner	1:02:07.087	20	4 LAPS	61.41	2:55.918
32	39	GT2	Phillips/Phillips	MG B	1:02:59.627	20	4 LAPS	60.56	2:53.957
33	51	GT2	Moyes	Porsche 911	1:03:22.998	20	4 LAPS	60.19	2:56.457
34	88	GT4	Newey/Horner	Jaguar E-type	1:03:57.518	20	4 LAPS	59.64	2:26.389

NOT CLASSIFIED

99	GT4	Davies/Ronchetti	Shelby Mustang	33:19.892	13	D.N.F.	74.35	2:30.802
93	GT4	Watson/O'Connell	Jaguar E-type	34:27.210	13	D.N.F.	71.93	2:31.875
38	GT2	Ashworth/Ashworth	MG B	38:13.242	13	D.N.F.	64.84	2:42.177
90	GT4	Scragg/Scragg	Jaguar E-type	30:53.992	12	D.N.F.	74.02	2:31.930
29	GT3	Bellinger/Bellinger	Morgan Plus 4 SLR	28:05.045	10	D.N.F.	67.84	2:37.121
61	GT3	Halstead/MacPherson	Austin Healey 3000	24:15.507	9	D.N.F.	70.66	2:38.818
60	GT3	Clarkson/Williams	Austin Healey 3000	5:27.673	2	D.N.F.	69.11	2:39.818

FASTEST LAP

76	GT4	Voyazides/Hadfield	AC Cobra	2:26.233	18	78.36mph	126.10kph
64	GT3	Emberson/Wykeham	Morgan Plus 4 SLR	2:34.871	22	73.98mph	119.07kph
32	GT2	Williams/Newall	Alfa Romeo Gulia TZ	2:36.536	18	73.20mph	117.80kph
11	SP1	Trouillard/Rondoni	Lotus 11	2:37.280	18	72.85mph	117.25kph
3	SP2	Bond/Fell	Maserati 250S	2:40.837	18	71.24mph	114.65kph
26	GT1	Jacobsen/Jacobsen	Lotus Elite	2:42.173	20	70.65mph	113.71kph

CAR 51- SIXTY SECOND PENALTY - PIT STOP REGULATIONS

CAR 88 - THIRTY SECOND PENALTY - PIT STOP REGULATIONS

These results are provisional until the conclusion of any judicial and technical matters.

Silverstone
Circuit Length = 3.640 miles.
Start: 11:45 End: 12:46

Clerk of the Course:	Timekeeper:
----------------------	-------------

GT and Sports Car Cup

RACE 6 - LAP ANALYSIS - Silverstone - 19/20 May 2012

1	Wells/Paul	TVR Grantura							
1 -	2:56.300	6 -	2:41.886	11 -	2:51.912P	16 -	2:43.417	21 -	2:53.789
2 -	2:46.772	7 -	2:41.397	12 -	3:45.381	17 -	2:44.429	22 -	2:54.896
3 -	2:43.556	8 -	2:43.304	13 -	2:47.643	18 -	2:42.715		
4 -	2:43.644	9 -	2:42.523	14 -	2:45.017	19 -	2:43.418		
5 -	2:44.087	10 -	2:44.552	15 -	2:44.951	20 -	2:49.958		
2	Spieker/B-Edwards	Frazer Nash Le Mans Replica							
1 -	3:23.820	6 -	3:09.545	11 -	2:53.780	16 -	2:52.172		
2 -	3:09.882	7 -	3:08.869	12 -	2:50.787	17 -	2:49.385		
3 -	3:07.056	8 -	3:04.160	13 -	2:49.633	18 -	2:47.762		
4 -	3:05.343	9 -	3:18.274P	14 -	2:49.986	19 -	2:52.297		
5 -	3:09.823	10 -	4:00.527	15 -	2:49.003	20 -	3:09.962P		
3	Bond/Fell	Maserati 250S							
1 -	3:04.828	6 -	2:41.609	11 -	2:49.615P	16 -	2:44.026	21 -	2:46.588
2 -	2:45.233	7 -	2:41.143	12 -	3:40.381	17 -	2:44.912	22 -	2:42.200
3 -	2:45.660	8 -	2:41.085	13 -	2:45.669	18 -	2:40.837		
4 -	2:46.299	9 -	2:42.663	14 -	2:44.575	19 -	2:42.234		
5 -	2:48.742	10 -	2:45.229	15 -	2:42.561	20 -	2:45.328		
4	Begbie	Elva MkIV							
1 -	3:08.910	6 -	2:50.628	11 -	3:02.434	16 -	2:49.386	21 -	2:49.069
2 -	2:52.382	7 -	2:51.904	12 -	2:52.957	17 -	2:47.777		
3 -	2:54.847	8 -	2:49.059	13 -	2:51.628	18 -	2:48.979		
4 -	2:53.921	9 -	2:53.381P	14 -	2:48.399	19 -	2:47.662		
5 -	2:52.802	10 -	4:12.367	15 -	2:47.827	20 -	2:49.208		
7	Gate	Jaguar E-type							
1 -	3:03.413	6 -	2:40.918	11 -	2:40.994	16 -	2:40.749	21 -	2:39.304
2 -	2:46.328	7 -	2:40.482	12 -	2:44.133	17 -	2:41.362	22 -	2:40.877
3 -	2:43.193	8 -	2:42.597	13 -	2:43.984	18 -	2:39.116		
4 -	2:46.717	9 -	2:51.180P	14 -	2:39.899	19 -	2:38.998		
5 -	2:41.850	10 -	5:05.179	15 -	2:39.999	20 -	2:39.364		
11	Trouillard/Rondoni	Lotus 11							
1 -	2:49.465	6 -	2:49.616P	11 -	2:40.608	16 -	2:39.274	21 -	2:38.346
2 -	2:43.337	7 -	5:22.901	12 -	2:49.592P	17 -	2:39.201	22 -	2:37.927
3 -	2:45.733	8 -	2:40.870	13 -	3:56.416	18 -	2:37.280		
4 -	2:44.534	9 -	2:40.387	14 -	2:39.782	19 -	2:49.125		
5 -	2:42.338	10 -	2:44.288	15 -	2:40.250	20 -	2:37.541		

Weather/Track: Cloud/Dry

www.mstworld.com

Page 1 of 7

Silverstone
Circuit Length = 3.640 miles.
Start: 11:45 End: 12:46

Printed - 12:51 Sunday, 20 May 2012

GT and Sports Car Cup

RACE 6 - LAP ANALYSIS - Silverstone - 19/20 May 2012

(contd.)

25	Garside/Weston	Lotus Elite							
1 -	3:10.978	6 -	2:58.216	11 -	2:58.109	16 -	3:01.668		
2 -	2:55.717	7 -	2:52.704	12 -	2:56.509	17 -	3:01.572		
3 -	3:11.635	8 -	2:52.301	13 -	2:58.959P	18 -	3:02.299		
4 -	2:59.369	9 -	2:53.242	14 -	4:02.333	19 -	3:02.475		
5 -	2:56.062	10 -	3:06.877	15 -	3:04.716	20 -	3:01.014		
26	Jacobsen/Jacobsen	Lotus Elite							
1 -	2:53.756	6 -	2:44.850	11 -	2:43.213	16 -	2:43.520	21 -	2:44.156
2 -	2:43.930	7 -	2:46.221	12 -	2:49.156P	17 -	2:44.173	22 -	2:43.894
3 -	2:45.391	8 -	2:44.465	13 -	3:39.314	18 -	2:43.964		
4 -	2:44.943	9 -	2:44.206	14 -	2:44.638	19 -	2:43.313		
5 -	2:45.800	10 -	2:46.042	15 -	2:44.967	20 -	2:42.173		
28	Adams	Turner							
1 -	3:18.262	6 -	3:02.062	11 -	4:31.291	16 -	2:55.918		
2 -	3:03.010	7 -	3:02.134	12 -	2:58.039	17 -	2:56.805		
3 -	3:09.863	8 -	3:02.600	13 -	2:58.021	18 -	2:57.005		
4 -	3:07.931	9 -	3:01.370	14 -	2:57.798	19 -	2:56.193		
5 -	3:06.937	10 -	3:09.386P	15 -	2:56.178	20 -	2:56.284		
29	Bellinger/Bellinger	Morgan Plus 4 SLR							
1 -	2:48.543	6 -	2:44.110						
2 -	2:43.828	7 -	2:43.601						
3 -	2:45.803	8 -	2:50.005P						
4 -	2:47.201	9 -	3:18.617						
5 -	2:46.216	10 -	2:37.121						
32	Williams/Newall	Alfa Romeo Gulia TZ							
1 -	2:46.603	6 -	2:45.487	11 -	2:47.447	16 -	2:37.453	21 -	2:36.835
2 -	2:44.473	7 -	2:45.659	12 -	2:48.883P	17 -	2:37.352	22 -	2:44.530
3 -	2:45.692	8 -	2:42.467	13 -	3:34.348	18 -	2:36.536	23 -	2:38.122
4 -	2:47.715	9 -	2:43.590	14 -	2:39.121	19 -	2:36.900		
5 -	3:00.103	10 -	2:52.058	15 -	2:39.259	20 -	2:36.639		
33	Bianchi/Bechtolsheimer	MG B							
1 -	3:00.659	6 -	2:48.741	11 -	2:46.883	16 -	2:45.803	21 -	2:44.510
2 -	2:51.303	7 -	2:46.755	12 -	2:50.792	17 -	2:47.335	22 -	2:46.879
3 -	2:48.509	8 -	2:53.063P	13 -	2:47.118	18 -	2:44.168		
4 -	2:49.280	9 -	3:37.477	14 -	2:45.749	19 -	2:46.419		
5 -	2:51.232	10 -	2:47.293	15 -	2:45.085	20 -	2:45.414		

Weather/Track: Cloud/Dry

www.mstworld.com

Page 2 of 7

Silverstone
Circuit Length = 3.640 miles.
Start: 11:45 End: 12:46

Printed - 12:51 Sunday, 20 May 2012

GT and Sports Car Cup

RACE 6 - LAP ANALYSIS - Silverstone - 19/20 May 2012

(contd.)

34	Bianchi/Bianchi				MG B
1 -	3:08.342	6 -	2:53.655	11 -	2:43.565
2 -	2:58.493	7 -	2:54.856	12 -	2:45.026
3 -	3:00.842	8 -	2:58.577P	13 -	2:45.784
4 -	2:55.021	9 -	3:32.586	14 -	2:43.855
5 -	2:53.581	10 -	2:47.083	15 -	2:44.906
				16 -	2:42.962
				17 -	2:41.553
				18 -	2:42.255
				19 -	2:42.216
				20 -	2:41.426
				21 -	2:41.576
				22 -	2:41.279
36	Sleep/Wykeham				MG B
1 -	3:12.864	6 -	2:50.785	11 -	2:55.171P
2 -	2:55.985	7 -	2:52.590	12 -	3:42.778
3 -	2:58.179	8 -	2:51.367	13 -	2:50.680
4 -	2:53.105	9 -	2:48.434	14 -	2:48.741
5 -	2:50.895	10 -	2:49.048	15 -	2:49.265
				16 -	2:49.450
				17 -	2:46.479
				18 -	2:45.397
				19 -	2:46.336
				20 -	2:47.106
				21 -	2:45.945
				22 -	2:44.566
37	Lambert/Lambert				MG B
1 -	3:19.660	6 -	3:09.323	11 -	2:46.617
2 -	3:06.757	7 -	3:17.439P	12 -	2:44.035
3 -	3:06.077	8 -	3:40.888	13 -	2:42.872
4 -	3:09.207	9 -	2:48.247	14 -	2:43.925
5 -	3:13.528	10 -	2:44.229	15 -	2:43.313
				16 -	2:42.494
				17 -	2:42.368
				18 -	2:41.991
				19 -	2:42.708
				20 -	2:43.260
				21 -	2:41.550
38	Ashworth/Ashworth				MG B
1 -	2:54.925	6 -	2:43.777	11 -	3:41.678
2 -	2:47.295	7 -	2:42.177	12 -	2:50.742
3 -	2:43.438	8 -	2:43.695	13 -	4:06.443P
4 -	2:42.847	9 -	2:43.493		
5 -	2:44.736	10 -	2:47.996P		
39	Phillips/Phillips				MG B
1 -	3:22.469	6 -	3:10.714	11 -	3:01.609
2 -	3:12.717	7 -	3:10.727	12 -	3:00.937
3 -	3:15.614	8 -	3:10.332	13 -	2:58.133
4 -	3:18.042	9 -	3:21.587P	14 -	2:58.635
5 -	3:13.711	10 -	4:11.851	15 -	2:55.255
				16 -	2:56.442
				17 -	2:54.553
				18 -	2:53.957
				19 -	2:56.068
				20 -	2:56.274
46	Stephens/Stephens				Porsche 356SC
1 -	3:07.629	6 -	2:48.115	11 -	2:45.685
2 -	2:48.704	7 -	2:46.441	12 -	2:46.432
3 -	2:47.025	8 -	2:47.020	13 -	2:50.235P
4 -	2:49.913	9 -	2:49.155	14 -	4:07.905
5 -	2:47.917	10 -	2:49.316	15 -	3:01.402
				16 -	2:58.372
				17 -	2:59.509
				18 -	2:58.760
				19 -	3:02.618
				20 -	3:02.532
				21 -	2:58.709

Weather/Track: Cloud/Dry

www.mstworld.com

Page 3 of 7

Silverstone
Circuit Length = 3.640 miles.
Start: 11:45 End: 12:46
Printed - 12:51 Sunday, 20 May 2012

GT and Sports Car Cup

RACE 6 - LAP ANALYSIS - Silverstone - 19/20 May 2012

(contd.)

50	Monk/Tognola	Porsche 911			
1 - 3:03.000	6 - 2:48.231	11 - 2:52.672P	16 - 2:51.091	21 - 2:48.861	
2 - 2:50.158	7 - 2:46.504	12 - 4:21.747	17 - 2:47.850		
3 - 2:47.922	8 - 2:47.064	13 - 2:52.825	18 - 2:46.288		
4 - 2:48.330	9 - 2:49.086	14 - 2:50.948	19 - 2:46.716		
5 - 2:49.522	10 - 2:49.357	15 - 2:52.083	20 - 2:47.863		
51	Moyes	Porsche 911			
1 - 3:14.565	6 - 3:02.080	11 - 4:10.907	16 - 3:04.318		
2 - 2:59.651	7 - 3:03.232	12 - 3:00.912	17 - 3:03.766		
3 - 3:05.057	8 - 3:04.606	13 - 3:04.690	18 - 3:00.766		
4 - 3:02.453	9 - 3:05.252	14 - 3:04.472	19 - 2:56.941		
5 - 3:08.159	10 - 3:15.451P	15 - 2:59.263	20 - 2:56.457		
53	Young/Flux	Porsche 911			
1 - 2:54.536	6 - 2:43.496	11 - 2:50.334P	16 - 2:42.977	21 - 2:42.629	
2 - 2:47.070	7 - 2:44.986	12 - 3:40.025	17 - 2:42.131	22 - 2:42.560	
3 - 2:44.658	8 - 2:45.743	13 - 2:46.053	18 - 2:42.661		
4 - 2:43.559	9 - 2:44.831	14 - 2:43.580	19 - 2:42.302		
5 - 2:44.339	10 - 2:45.288	15 - 2:45.053	20 - 2:42.372		
55	Bull/Ward	TVR Grantura			
1 - 2:50.156	6 - 2:41.651	11 - 3:50.518	16 - 2:43.407	21 - 2:41.154	
2 - 2:41.614	7 - 2:40.255	12 - 2:44.422	17 - 2:45.066	22 - 2:54.307	
3 - 2:42.038	8 - 2:40.993	13 - 2:43.962	18 - 2:41.915		
4 - 2:42.431	9 - 2:41.040	14 - 2:45.522	19 - 2:42.669		
5 - 2:41.921	10 - 2:49.361P	15 - 2:45.364	20 - 2:42.048		
60	Clarkson/Williams	Austin Healey 3000			
1 - 2:47.855					
2 - 2:39.818					
61	Halstead/MacPherson	Austin Healey 3000			
1 - 2:49.112	6 - 2:43.946				
2 - 2:42.423	7 - 2:39.911				
3 - 2:40.013	8 - 2:40.752				
4 - 2:38.818	9 - 2:41.482				
5 - 2:39.050					

Weather/Track: Cloud/Dry

www.mstworld.com

Page 4 of 7

Silverstone
Circuit Length = 3.640 miles.
Start: 11:45 End: 12:46

Printed - 12:51 Sunday, 20 May 2012

GT and Sports Car Cup

RACE 6 - LAP ANALYSIS - Silverstone - 19/20 May 2012

(contd.)

62	Sinke	Austin Healey 3000							
1 -	2:42.582	6 -	2:45.471	11 -	2:38.598	16 -	2:37.800	21 -	2:37.409
2 -	2:40.056	7 -	2:40.251	12 -	2:38.075	17 -	2:39.612	22 -	2:37.401
3 -	2:37.597	8 -	2:39.964	13 -	2:40.403	18 -	2:37.153	23 -	2:36.070
4 -	2:41.838	9 -	2:37.755	14 -	2:48.993P	19 -	2:41.264		
5 -	2:40.615	10 -	2:40.343	15 -	4:08.571	20 -	2:38.827		
64	Emberson/Wykeham	Morgan Plus 4 SLR							
1 -	2:47.680	6 -	2:45.523	11 -	2:50.971P	16 -	2:37.659	21 -	2:35.555
2 -	2:43.563	7 -	2:44.697	12 -	3:20.648	17 -	2:37.758	22 -	2:34.871
3 -	2:44.741	8 -	2:43.427	13 -	2:37.559	18 -	2:35.349	23 -	2:36.186
4 -	2:49.077	9 -	2:43.331	14 -	2:36.256	19 -	2:35.729		
5 -	2:45.327	10 -	2:46.355	15 -	2:35.917	20 -	2:36.250		
65	Sears/Paterson	Jaguar E-type							
1 -	3:12.519	6 -	3:00.646	11 -	2:48.607	16 -	2:42.679	21 -	2:42.401
2 -	2:59.643	7 -	3:12.011P	12 -	2:47.114	17 -	2:44.977		
3 -	3:03.592	8 -	4:08.965	13 -	2:43.201	18 -	2:44.889		
4 -	2:59.531	9 -	2:48.712	14 -	2:45.219	19 -	2:44.362		
5 -	3:24.766	10 -	2:44.269	15 -	2:46.427	20 -	2:43.174		
67	Wood/Wood	Jaguar E-type							
1 -	3:20.319	6 -	2:59.244	11 -	2:49.658	16 -	2:41.783	21 -	2:41.858
2 -	3:01.972	7 -	3:01.991	12 -	2:47.123	17 -	2:41.038		
3 -	3:08.009	8 -	2:59.913	13 -	2:44.242	18 -	2:41.098		
4 -	3:07.838	9 -	3:07.939P	14 -	2:43.755	19 -	2:43.221		
5 -	3:05.130	10 -	3:41.467	15 -	2:43.890	20 -	2:42.092		
70	Orebi Gann/Bourne	Morgan Plus 4 SLR							
1 -	2:51.185	6 -	2:43.623	11 -	2:52.928P	16 -	2:37.310	21 -	2:36.124
2 -	2:42.120	7 -	2:42.126	12 -	3:33.011	17 -	2:37.326	22 -	2:35.515
3 -	2:45.763	8 -	2:45.117	13 -	2:41.928	18 -	2:37.238	23 -	2:36.019
4 -	2:46.838	9 -	2:42.158	14 -	2:39.207	19 -	2:37.514		
5 -	2:45.205	10 -	2:46.390	15 -	2:39.908	20 -	2:36.976		
71	Ross Jones/R-Jones	Triumph TR4							
1 -	2:52.384	6 -	2:41.148	11 -	2:42.074	16 -	2:49.218	21 -	2:44.404
2 -	2:42.548	7 -	2:42.331	12 -	2:45.634P	17 -	2:45.437	22 -	2:44.056
3 -	2:45.938	8 -	2:41.424	13 -	4:10.119	18 -	2:45.850		
4 -	2:44.831	9 -	2:41.460	14 -	2:51.867	19 -	2:45.640		
5 -	2:44.828	10 -	2:41.449	15 -	2:49.184	20 -	2:45.251		

Weather/Track: Cloud/Dry

www.mstworld.com

Page 5 of 7

Silverstone
Circuit Length = 3.640 miles.
Start: 11:45 End: 12:46

Printed - 12:51 Sunday, 20 May 2012

GT and Sports Car Cup

RACE 6 - LAP ANALYSIS - Silverstone - 19/20 May 2012

(contd.)

72	Boot/Coyne	Jaguar E-type			
1 - 2:37.243	6 - 2:36.756	11 - 2:42.156P	16 - 2:30.142	21 - 2:30.609	
2 - 2:34.862	7 - 2:33.384	12 - 4:10.121	17 - 2:30.890	22 - 2:31.983	
3 - 2:33.669	8 - 2:34.313	13 - 2:35.252	18 - 2:30.685	23 - 2:30.624	
4 - 2:34.501	9 - 2:33.329	14 - 2:31.117	19 - 2:30.541	24 - 2:31.737	
5 - 2:32.999	10 - 2:33.342	15 - 2:31.585	20 - 2:31.275		
73	O'Connell/Hodges	Jaguar E-type			
1 - 2:32.837	6 - 2:34.396	11 - 2:35.653	16 - 2:39.827P	21 - 2:34.331	
2 - 2:30.641	7 - 2:31.556	12 - 2:34.383	17 - 3:33.581	22 - 2:31.764	
3 - 2:31.313	8 - 2:37.212P	13 - 2:34.332	18 - 2:33.772	23 - 2:33.858	
4 - 2:32.089	9 - 3:31.753	14 - 2:34.326	19 - 2:34.736		
5 - 2:32.187	10 - 2:36.057	15 - 2:35.043	20 - 2:32.442		
75	Chiles/Chiles Jnr	Shelby Cobra			
1 - 2:36.405	6 - 2:36.718	11 - 2:33.107	16 - 2:33.480	21 - 2:29.926	
2 - 2:32.121	7 - 2:30.849	12 - 2:39.972P	17 - 2:31.559	22 - 2:29.239	
3 - 2:34.369	8 - 2:30.644	13 - 3:26.317	18 - 2:31.545	23 - 2:29.195	
4 - 2:33.424	9 - 2:32.625	14 - 2:33.297	19 - 2:30.222	24 - 2:29.881	
5 - 2:35.021	10 - 2:31.234	15 - 2:32.443	20 - 2:30.862		
76	Voyazides/Hadfield	AC Cobra			
1 - 2:35.342	6 - 2:34.896	11 - 2:32.676	16 - 2:29.169	21 - 2:26.546	
2 - 2:28.768	7 - 2:30.417	12 - 2:36.340P	17 - 2:27.687	22 - 2:28.806	
3 - 2:30.979	8 - 2:33.816	13 - 3:15.291	18 - 2:26.233	23 - 2:28.047	
4 - 2:32.224	9 - 2:32.959	14 - 2:28.861	19 - 2:27.312	24 - 2:27.363	
5 - 2:32.139	10 - 2:32.511	15 - 2:27.872	20 - 2:27.246		
84	Clark/Fisken	Jaguar E-type			
1 - 2:32.487	6 - 2:35.340	11 - 2:32.811	16 - 2:26.666	21 - 2:28.444	
2 - 2:31.281	7 - 2:30.799	12 - 2:36.602P	17 - 2:27.166	22 - 2:28.671	
3 - 2:31.609	8 - 2:33.138	13 - 3:22.553	18 - 2:26.473	23 - 2:30.236	
4 - 2:32.248	9 - 2:32.921	14 - 2:28.720	19 - 2:26.690	24 - 2:26.799	
5 - 2:32.023	10 - 2:33.096	15 - 2:27.412	20 - 2:27.500		
88	Newey/Horner	Jaguar E-type			
1 - 2:29.780	6 - 2:27.476	11 - 2:32.854	16 - 2:40.289		
2 - X:00.000	7 - 2:30.245	12 - 2:26.733	17 - 2:35.090		
3 - 2:31.103	8 - 2:28.259	13 - 2:34.622P	18 - 2:29.850		
4 - 2:30.351	9 - 2:27.930	14 - 3:31.901	19 - 2:33.516		
5 - 2:26.389	10 - 2:28.174	15 - 2:38.025	20 - 2:35.095		

Weather/Track: Cloud/Dry

www.mstworld.com

Page 6 of 7

Silverstone
Circuit Length = 3.640 miles.
Start: 11:45 End: 12:46

Printed - 12:51 Sunday, 20 May 2012

GT and Sports Car Cup

RACE 6 - LAP ANALYSIS - Silverstone - 19/20 May 2012

(contd.)

90	Scragg/Scragg	Jaguar E-type			
1 - 2:37.990	6 - 2:36.375	11 - 2:32.398			
2 - 2:34.361	7 - 2:31.930	12 - 2:41.515P			
3 - 2:33.963	8 - 2:32.134				
4 - 2:34.475	9 - 2:33.388				
5 - 2:33.531	10 - 2:31.932				
93	Watson/O'Connell	Jaguar E-type			
1 - 2:37.375	6 - 2:37.117	11 - 2:33.549			
2 - 2:33.994	7 - 2:33.942	12 - 2:42.480P			
3 - 2:32.017	8 - 2:33.469	13 - 3:31.685			
4 - 2:32.154	9 - 2:32.681				
5 - 2:34.872	10 - 2:31.875				
97	Pangborne/Welch	Jaguar E-type			
1 - 2:36.602	6 - 2:36.714	11 - 2:33.281	16 - 2:27.419	21 - 2:27.681	
2 - 2:32.036	7 - 2:30.756	12 - 2:33.447	17 - 2:28.638	22 - 2:28.396	
3 - 2:32.834	8 - 2:31.582	13 - 2:42.778P	18 - 2:28.138	23 - 2:27.869	
4 - 2:32.381	9 - 2:30.947	14 - 3:25.028	19 - 2:28.025	24 - 2:28.754	
5 - 2:36.035	10 - 2:32.232	15 - 2:41.070	20 - 2:27.521		
98	Wenman/Wenman	Shelby Mustang			
1 - 2:54.031	6 - 2:48.134	11 - 2:52.543P	16 - 2:43.322	21 - 2:45.156	
2 - 2:48.539	7 - 2:47.846	12 - 3:42.905	17 - 2:45.146	22 - 2:43.226	
3 - 2:49.508	8 - 2:49.440	13 - 2:46.213	18 - 2:45.087		
4 - 2:49.728	9 - 2:46.194	14 - 2:44.967	19 - 2:44.064		
5 - 2:49.145	10 - 2:52.507	15 - 2:43.543	20 - 2:43.899		
99	Davies/Ronchetti	Shelby Mustang			
1 - 2:33.532	6 - 2:35.913	11 - 2:33.221			
2 - 2:30.987	7 - 2:31.393	12 - 2:33.931			
3 - 2:31.855	8 - 2:34.970	13 - 2:38.468P			
4 - 2:34.513	9 - 2:32.475				
5 - 2:37.832	10 - 2:30.802				

Weather/Track: Cloud/Dry

www.mstworld.com

Page 7 of 7

Silverstone
Circuit Length = 3.640 miles.
Start: 11:45 End: 12:46
Printed - 12:51 Sunday, 20 May 2012

GT and Sports Car Cup

RACE 6 - LAP CHART - Silverstone - 19/20 May 2012

Lap 1			Lap 2			Lap 3			Lap 4			Lap 5		
No	Behind	Laptime	No	Behind	Laptime	No	Behind	Laptime	No	Behind	Laptime	No	Behind	Laptime
88		2:29.780	73		2:30.641	73		2:31.313	73		2:32.089	73		2:32.187
84	2.707	2:32.487	84	0.290	2:31.281	76	0.298	2:30.979	76	0.433	2:32.224	76	0.385	2:32.139
73	3.057	2:32.837	76	0.632	2:28.768	84	0.586	2:31.609	84	0.745	2:32.248	84	0.581	2:32.023
99	3.752	2:33.532	99	1.041	2:30.987	99	1.583	2:31.855	99	4.007	2:34.513	37	1 LAP	3:09.207
76	5.562	2:35.342	75	5.048	2:32.121	97	6.681	2:32.834	97	6.973	2:32.381	2	1 LAP	3:05.343
75	6.625	2:36.405	97	5.160	2:32.036	75	8.104	2:34.369	93	8.660	2:32.154	99	9.652	2:37.832
97	6.822	2:36.602	93	7.891	2:33.994	93	8.595	2:32.017	75	9.439	2:33.424	97	10.821	2:36.035
72	7.463	2:37.243	72	8.627	2:34.862	72	10.983	2:33.669	72	13.395	2:34.501	93	11.345	2:34.872
93	7.595	2:37.375	90	8.873	2:34.361	90	11.523	2:33.963	90	13.909	2:34.475	75	12.273	2:35.021
90	8.210	2:37.990	62	19.160	2:40.056	62	25.444	2:37.597	62	35.193	2:41.838	72	14.207	2:32.999
62	12.802	2:42.582	60	24.195	2:39.818	61	36.757	2:40.013	61	43.486	2:38.818	90	15.253	2:33.531
32	16.823	2:46.603	32	27.598	2:44.473	55	39.017	2:42.038	55	49.359	2:42.431	39	1 LAP	3:18.042
64	17.900	2:47.680	64	27.765	2:43.563	64	41.193	2:44.741	11	56.189	2:44.534	62	43.621	2:40.615
60	18.075	2:47.855	61	28.057	2:42.423	32	41.977	2:45.692	32	57.603	2:47.715	61	50.349	2:39.050
29	18.763	2:48.543	55	28.292	2:41.614	29	43.383	2:45.803	64	58.181	2:49.077	55	59.093	2:41.921
61	19.332	2:49.112	29	28.893	2:43.828	11	43.744	2:45.733	29	58.495	2:47.201	11	1:06.340	2:42.338
11	19.685	2:49.465	11	29.324	2:43.337	70	44.277	2:45.763	71	58.821	2:44.831	64	1:11.321	2:45.327
55	20.376	2:50.156	70	29.827	2:42.120	71	46.079	2:45.938	70	59.026	2:46.838	71	1:11.462	2:44.828
70	21.405	2:51.185	71	31.454	2:42.548	26	48.286	2:45.391	26	1:01.140	2:44.943	70	1:12.044	2:45.205
71	22.604	2:52.384	26	34.208	2:43.930	38	50.867	2:43.438	38	1:01.625	2:42.847	29	1:12.524	2:46.216
26	23.976	2:53.756	53	38.128	2:47.070	53	51.473	2:44.658	53	1:02.943	2:43.559	38	1:14.174	2:44.736
98	24.251	2:54.031	38	38.742	2:47.295	1	51.837	2:43.556	1	1:03.392	2:43.644	26	1:14.753	2:45.800
53	24.756	2:54.536	98	39.092	2:48.539	98	57.287	2:49.508	7	1:12.771	2:46.717	53	1:15.095	2:44.339
38	25.145	2:54.925	1	39.594	2:46.772	7	58.143	2:43.193	98	1:14.926	2:49.728	1	1:15.292	2:44.087
1	26.520	2:56.300	7	46.263	2:46.328	3	1:00.930	2:45.660	3	1:15.140	2:46.299	7	1:22.434	2:41.850
33	30.879	3:00.659	3	46.583	2:45.233	33	1:05.680	2:48.509	50	1:22.530	2:48.330	32	1:25.519	3:00.103
50	33.220	3:03.000	33	48.484	2:51.303	50	1:06.289	2:47.922	33	1:22.871	2:49.280	3	1:31.695	2:48.742
7	33.633	3:03.413	50	49.680	2:50.158	46	1:08.567	2:47.025	46	1:26.391	2:49.913	98	1:31.884	2:49.145
3	35.048	3:04.828	46	52.855	2:48.704	4	1:21.348	2:54.847	4	1:43.180	2:53.921	50	1:39.865	2:49.522
46	37.849	3:07.629	4	57.814	2:52.382	36	1:32.237	2:58.179	36	1:53.253	2:53.105	33	1:41.916	2:51.232
34	38.562	3:08.342	25	1:03.217	2:55.717	34	1:32.886	3:00.842	34	1:55.818	2:55.021	46	1:42.121	2:47.917
4	39.130	3:08.910	34	1:03.357	2:58.493	65	1:40.963	3:03.592	65	2:08.405	2:59.531	4	2:03.795	2:52.802
25	41.198	3:10.978	36	1:05.371	2:55.985	25	1:43.539	3:11.635	25	2:10.819	2:59.369	36	2:11.961	2:50.895
65	42.739	3:12.519	65	1:08.684	2:59.643	51	1:44.482	3:05.057	51	2:14.846	3:02.453	34	2:17.212	2:53.581
36	43.084	3:12.864	51	1:10.738	2:59.651	67	1:55.509	3:08.009	67	2:31.258	3:07.838			
51	44.785	3:14.565	28	1:17.794	3:03.010	28	1:56.344	3:09.863	28	2:32.186	3:07.931			
28	48.482	3:18.262	67	1:18.813	3:01.972	37	1:57.703	3:06.077						
37	49.880	3:19.660	37	1:22.939	3:06.757	2	2:05.967	3:07.056						
67	50.539	3:20.319	2	1:30.224	3:09.882	39	2:16.009	3:15.614						
39	52.689	3:22.469	39	1:31.708	3:12.717									
2	54.040	3:23.820												

Weather/Track: Cloud/Dry

www.mstworld.com

Page 1 of 5

Silverstone
Circuit Length = 3.640 miles.
Start: 11:45 End: 12:46

Printed - 12:51 Sunday, 20 May 2012

GT and Sports Car Cup

RACE 6 - LAP CHART - Silverstone - 19/20 May 2012

(contd.)

Lap 6			Lap 7			Lap 8			Lap 9			Lap 10		
No	Behind	Laptime	No	Behind	Laptime	No	Behind	Laptime	No	Behind	Laptime	No	Behind	Laptime
73		2:34.396	76		2:30.417	76		2:33.816	76		2:32.959	76		2:32.511
25	1 LAP	2:56.062	73	0.254	2:31.556	84	0.344	2:33.138	84	0.306	2:32.921	84	0.891	2:33.096
76	0.885	2:34.896	84	1.022	2:30.799	73	3.650	2:37.212P	97	8.347	2:30.947	29	1 LAP	3:18.617
84	1.525	2:35.340	34	1 LAP	2:53.655	4	1 LAP	2:51.904	75	10.636	2:32.625	50	1 LAP	2:49.086
99	11.169	2:35.913	99	11.260	2:31.393	97	10.359	2:31.582	99	11.930	2:32.475	46	1 LAP	2:49.155
97	13.139	2:36.714	97	12.593	2:30.756	75	10.970	2:30.644	93	16.081	2:32.681	97	8.068	2:32.232
93	14.066	2:37.117	75	14.142	2:30.849	99	12.414	2:34.970	90	16.607	2:33.388	75	9.359	2:31.234
75	14.595	2:36.718	93	16.706	2:33.942	36	1 LAP	2:52.590	72	19.516	2:33.329	99	10.221	2:30.802
51	1 LAP	3:08.159	90	17.860	2:31.930	90	16.178	2:32.134	4	1 LAP	2:49.059	93	15.445	2:31.875
72	16.567	2:36.756	72	18.649	2:33.384	93	16.359	2:33.469	36	1 LAP	2:51.367	90	16.028	2:31.932
90	17.232	2:36.375	25	1 LAP	2:58.216	72	19.146	2:34.313	34	1 LAP	2:58.577P	72	20.347	2:33.342
65	1 LAP	3:24.766	51	1 LAP	3:02.080	34	1 LAP	2:54.856	73	1:02.444	3:31.753	39	2 LAPS	3:10.332
67	1 LAP	3:05.130	65	1 LAP	3:00.646	25	1 LAP	2:52.704	25	1 LAP	2:52.301	65	2 LAPS	4:08.965
28	1 LAP	3:06.937	67	1 LAP	2:59.244	62	1:09.793	2:39.964	62	1:14.589	2:37.755	37	2 LAPS	3:40.888
37	1 LAP	3:13.528	28	1 LAP	3:02.062	61	1:15.444	2:40.752	61	1:23.967	2:41.482	4	1 LAP	2:53.381P
2	1 LAP	3:09.823	62	1:03.645	2:40.251	51	1 LAP	3:03.232	55	1:30.559	2:41.040	36	1 LAP	2:48.434
62	54.696	2:45.471	61	1:08.508	2:39.911	55	1:22.478	2:40.993	88	4 LAPS	2:26.389	33	1 LAP	3:37.477
61	59.899	2:43.946	55	1:15.301	2:40.255	67	1 LAP	3:01.991	71	1:45.352	2:41.460	73	1:05.990	2:36.057
55	1:06.348	2:41.651	37	1 LAP	3:09.323	28	1 LAP	3:02.134	11	1 LAP	2:40.870	62	1:22.421	2:40.343
39	1 LAP	3:13.711	2	1 LAP	3:09.545	65	1 LAP	3:12.011P	51	1 LAP	3:04.606	25	1 LAP	2:53.242
71	1:18.214	2:41.148	71	1:29.243	2:42.331	71	1:36.851	2:41.424	1	1:51.929	2:42.523	88	4 LAPS	2:27.476
11	1:21.560	2:49.616P	70	1:32.095	2:42.126	11	1 LAP	5:22.901	70	1:52.595	2:42.158	55	1:47.409	2:49.361P
70	1:21.271	2:43.623	1	1:32.877	2:41.397	1	1:42.365	2:43.304	67	1 LAP	2:59.913	34	1 LAP	3:32.586
29	1:22.238	2:44.110	38	1:34.430	2:42.177	88	4 LAPS	2:30.351	38	1:54.843	2:43.493	71	1:54.290	2:41.449
64	1:22.448	2:45.523	29	1:34.537	2:43.601	70	1:43.396	2:45.117	64	1:55.826	2:43.331	11	1 LAP	2:40.387
1	1:22.782	2:41.886	64	1:35.843	2:44.697	38	1:44.309	2:43.695	28	1 LAP	3:02.600	1	2:03.970	2:44.552
38	1:23.555	2:43.777	53	1:37.879	2:44.986	64	1:45.454	2:43.427	53	2:01.678	2:44.831	70	2:06.474	2:46.390
53	1:24.195	2:43.496	7	1:38.136	2:40.482	7	1:46.917	2:42.597	26	2:02.022	2:44.206	64	2:09.670	2:46.355
26	1:25.207	2:44.850	26	1:40.126	2:46.221	53	1:49.806	2:45.743	7	2:05.138	2:51.180P	38	2:10.328	2:47.996P
7	1:28.956	2:40.918	88	4 LAPS	2:31.103	29	1:50.726	2:50.005P	3	2:05.722	2:42.663	53	2:14.455	2:45.288
32	1:36.610	2:45.487	39	1 LAP	3:10.714	26	1:50.775	2:44.465	32	2:10.249	2:43.590	26	2:15.553	2:46.042
3	1:38.908	2:41.609	3	1:48.749	2:41.143	2	1 LAP	3:08.869	2	1 LAP	3:04.160	3	2:18.440	2:45.229
98	1:45.622	2:48.134	32	1:50.967	2:45.659	3	1:56.018	2:41.085	98	2:31.025	2:46.194	51	1 LAP	3:05.252
88	4 LAPS	14:29.836	98	2:02.166	2:47.846	32	1:59.618	2:42.467				67	1 LAP	3:07.939P
50	1:53.700	2:48.231	50	2:08.902	2:46.504	37	1 LAP	3:17.439P				32	2:29.796	2:52.058
46	1:55.840	2:48.115	46	2:10.979	2:46.441	98	2:17.790	2:49.440				28	1 LAP	3:01.370
33	1:56.261	2:48.741	33	2:11.714	2:46.755	50	2:22.150	2:47.064						
4	2:20.027	2:50.628				46	2:24.183	2:47.020						
36	2:28.350	2:50.785				39	1 LAP	3:10.727						
						33	2:30.961	2:53.063P						

Weather/Track: Cloud/Dry

www.mstworld.com

Page 2 of 5

Silverstone
Circuit Length = 3.640 miles.
Start: 11:45 End: 12:46

Printed - 12:51 Sunday, 20 May 2012

GT and Sports Car Cup

RACE 6 - LAP CHART - Silverstone - 19/20 May 2012

(contd.)

Lap 11			Lap 12			Lap 13			Lap 14			Lap 15		
No	Behind	Laptime	No	Behind	Laptime	No	Behind	Laptime	No	Behind	Laptime	No	Behind	Laptime
76		2:32.676	76		2:36.340P	99		2:38.468P	76		2:28.861	76		2:27.872
84	1.026	2:32.811	84	1.288	2:36.602P	97	1.733	2:42.778P	64	1 LAP	2:37.559	25	2 LAPS	2:58.959P
29	1 LAP	2:37.121	97	5.780	2:33.447	4	2 LAPS	3:02.434	84	8.409	2:28.720	84	7.949	2:27.412
97	8.673	2:33.281	32	1 LAP	2:47.447	39	3 LAPS	4:11.851	39	3 LAPS	3:01.609	64	1 LAP	2:36.256
75	9.790	2:33.107	99	8.357	2:33.931	32	1 LAP	2:48.883P	55	1 LAP	2:43.962	4	2 LAPS	2:51.628
99	10.766	2:33.221	75	13.422	2:39.972P	64	1 LAP	3:20.648	70	1 LAP	2:41.928	55	1 LAP	2:45.522
90	15.750	2:32.398	90	20.925	2:41.515P	55	1 LAP	2:44.422	46	1 LAP	2:50.235P	70	1 LAP	2:39.207
93	16.318	2:33.549	93	22.458	2:42.480P	76	28.466	3:15.291	75	28.884	2:33.297	75	33.455	2:32.443
98	1 LAP	2:52.507	51	2 LAPS	3:15.451P	46	1 LAP	2:46.432	97	29.434	3:25.028	88	4 LAPS	2:32.854
50	1 LAP	2:49.357	55	1 LAP	3:50.518	70	1 LAP	3:33.011	73	31.516	2:34.326	73	38.687	2:35.043
46	1 LAP	2:49.316	28	2 LAPS	3:09.386P	84	37.016	3:22.553	88	4 LAPS	2:28.174	97	42.632	2:41.070
72	29.827	2:42.156P	46	1 LAP	2:45.685	1	1 LAP	3:45.381	26	1 LAP	3:39.314	11	2 LAPS	3:56.416
2	2 LAPS	3:18.274P	98	1 LAP	2:52.543P	38	1 LAP	2:50.742	1	1 LAP	2:47.643	39	3 LAPS	3:00.937
65	2 LAPS	2:48.712	50	1 LAP	2:52.672P	53	1 LAP	3:40.025	53	1 LAP	2:46.053	26	1 LAP	2:44.638
37	2 LAPS	2:48.247	38	1 LAP	3:41.678	3	1 LAP	3:40.381	71	1 LAP	4:10.119	1	1 LAP	2:45.017
36	1 LAP	2:49.048	67	2 LAPS	3:41.467	75	52.914	3:26.317	3	1 LAP	2:45.669	53	1 LAP	2:43.580
73	1:08.967	2:35.653	65	2 LAPS	2:44.269	73	54.517	2:34.332	32	1 LAP	3:34.348	3	1 LAP	2:44.575
33	1 LAP	2:47.293	37	2 LAPS	2:44.229	88	4 LAPS	2:27.930	37	2 LAPS	2:44.035	32	1 LAP	2:39.121
39	2 LAPS	3:21.587P	73	1:07.010	2:34.383	37	2 LAPS	2:46.617	65	2 LAPS	2:47.114	71	1 LAP	2:51.867
62	1:28.343	2:38.598	88	4 LAPS	2:28.259	65	2 LAPS	2:48.607	67	2 LAPS	2:47.123	37	2 LAPS	2:42.872
88	4 LAPS	2:30.245	36	1 LAP	2:55.171P	67	2 LAPS	2:49.658	62	1:15.322	2:48.993P	65	2 LAPS	2:43.201
25	1 LAP	3:06.877	33	1 LAP	2:46.883	93	1:07.318	3:31.685	98	1 LAP	2:46.213	67	2 LAPS	2:44.242
71	2:03.688	2:42.074	62	1:30.078	2:38.075	62	1:23.656	2:40.403	33	1 LAP	2:47.118	72	1:29.538	2:31.585
7	1 LAP	5:05.179	72	2:03.608	4:10.121	98	1 LAP	3:42.905	72	1:25.825	2:31.117	98	1 LAP	2:44.967
34	1 LAP	2:47.083	2	2 LAPS	4:00.527	33	1 LAP	2:50.792	7	1 LAP	2:43.984	33	1 LAP	2:45.749
11	1 LAP	2:44.288	7	1 LAP	2:40.994	51	2 LAPS	4:10.907	51	2 LAPS	3:00.912	7	1 LAP	2:39.899
1	2:23.206	2:51.912P	11	1 LAP	2:40.608	72	1:52.035	2:35.252	38	1 LAP	4:06.443P	46	1 LAP	4:07.905
4	1 LAP	4:12.367	71	2:12.982	2:45.634P	7	1 LAP	2:44.133	34	1 LAP	2:45.784	34	1 LAP	2:43.855
26	2:26.090	2:43.213	34	1 LAP	2:43.565	2	2 LAPS	2:53.780	2	2 LAPS	2:50.787	2	2 LAPS	2:49.633
70	2:26.726	2:52.928P	25	1 LAP	2:58.109	34	1 LAP	2:45.026	50	1 LAP	2:52.825			
64	2:27.965	2:50.971P	26	2:38.906	2:49.156P	11	1 LAP	2:49.592P	36	1 LAP	2:50.680			
53	2:32.113	2:50.334P				50	1 LAP	4:21.747	28	2 LAPS	2:58.039			
3	2:35.379	2:49.615P				28	2 LAPS	4:31.291						
						36	1 LAP	3:42.778						
						25	1 LAP	2:56.509						
						4	1 LAP	2:52.957						

Weather/Track: Cloud/Dry

www.mstworld.com

Page 3 of 5

Silverstone
Circuit Length = 3.640 miles.
Start: 11:45 End: 12:46

Printed - 12:51 Sunday, 20 May 2012

GT and Sports Car Cup

RACE 6 - LAP CHART - Silverstone - 19/20 May 2012

(contd.)

Lap 16			Lap 17			Lap 18			Lap 19			Lap 20		
No	Behind	Laptime	No	Behind	Laptime	No	Behind	Laptime	No	Behind	Laptime	No	Behind	Laptime
76		2:29.169	76		2:27.687	76		2:26.233	76		2:27.312	76		2:27.246
51	3 LAPS	3:04.690	34	2 LAPS	2:44.906	7	2 LAPS	2:40.749	84	4.543	2:26.690	84	4.797	2:27.500
50	2 LAPS	2:50.948	84	4.925	2:27.166	84	5.165	2:26.473	33	2 LAPS	2:47.335	39	4 LAPS	2:56.442
84	5.446	2:26.666	46	2 LAPS	3:01.402	34	2 LAPS	2:42.962	7	2 LAPS	2:41.362	98	2 LAPS	2:45.087
36	2 LAPS	2:48.741	2	3 LAPS	2:49.986	2	3 LAPS	2:49.003	25	3 LAPS	3:01.668	33	2 LAPS	2:44.168
28	3 LAPS	2:58.021	50	2 LAPS	2:52.083	64	1 LAP	2:37.758	34	2 LAPS	2:41.553	7	2 LAPS	2:39.116
64	1 LAP	2:35.917	36	2 LAPS	2:49.265	46	2 LAPS	2:58.372	97	44.451	2:28.025	97	44.726	2:27.521
62	1 LAP	4:08.571	64	1 LAP	2:37.659	97	43.738	2:28.138	75	49.860	2:30.222	34	2 LAPS	2:42.255
88	4 LAPS	2:26.733	62	1 LAP	2:37.800	75	46.950	2:31.545	64	1 LAP	2:35.349	75	53.476	2:30.862
75	37.766	2:33.480	51	3 LAPS	3:04.472	62	1 LAP	2:39.612	62	1 LAP	2:37.153	25	3 LAPS	3:01.572
97	40.882	2:27.419	88	4 LAPS	2:34.622P	36	2 LAPS	2:49.450	2	3 LAPS	2:52.172	64	1 LAP	2:35.729
4	2 LAPS	2:48.399	75	41.638	2:31.559	50	2 LAPS	2:51.091	36	2 LAPS	2:46.479	62	1 LAP	2:41.264
70	1 LAP	2:39.908	97	41.833	2:28.638	70	1 LAP	2:37.326	50	2 LAPS	2:47.850	70	1 LAP	2:37.514
55	1 LAP	2:45.364	28	3 LAPS	2:57.798	51	3 LAPS	2:59.263	70	1 LAP	2:37.238	36	2 LAPS	2:45.397
73	49.345	2:39.827P	70	1 LAP	2:37.310	28	3 LAPS	2:56.178	46	2 LAPS	2:59.509	2	3 LAPS	2:49.385
11	2 LAPS	2:39.782	4	2 LAPS	2:47.827	11	2 LAPS	2:39.274	11	2 LAPS	2:39.201	50	2 LAPS	2:46.288
26	1 LAP	2:44.967	55	1 LAP	2:43.407	55	1 LAP	2:45.066	55	1 LAP	2:41.915	11	2 LAPS	2:37.280
32	1 LAP	2:39.259	11	2 LAPS	2:40.250	4	2 LAPS	2:49.386	32	1 LAP	2:36.536	72	1:45.424	2:31.275
1	1 LAP	2:44.951	32	1 LAP	2:37.453	32	1 LAP	2:37.352	72	1:41.395	2:30.541	46	2 LAPS	2:58.760
53	1 LAP	2:45.053	26	1 LAP	2:43.520	72	1:38.166	2:30.685	4	2 LAPS	2:47.777	32	1 LAP	2:36.900
3	1 LAP	2:42.561	1	1 LAP	2:43.417	26	1 LAP	2:44.173	28	3 LAPS	2:55.918	55	1 LAP	2:42.669
39	3 LAPS	2:58.133	53	1 LAP	2:42.977	53	1 LAP	2:42.131	51	3 LAPS	3:04.318	4	2 LAPS	2:48.979
37	2 LAPS	2:43.925	3	1 LAP	2:44.026	1	1 LAP	2:44.429	53	1 LAP	2:42.661	53	1 LAP	2:42.302
71	1 LAP	2:49.184	72	1:33.714	2:30.890	3	1 LAP	2:44.912	26	1 LAP	2:43.964	88	4 LAPS	2:40.289
67	2 LAPS	2:43.755	37	2 LAPS	2:43.313	88	4 LAPS	3:31.901	1	1 LAP	2:42.715	26	1 LAP	2:43.313
65	2 LAPS	2:45.219	67	2 LAPS	2:43.890	37	2 LAPS	2:42.494	88	4 LAPS	2:38.025	1	1 LAP	2:43.418
72	1:30.511	2:30.142	65	2 LAPS	2:46.427	67	2 LAPS	2:41.783	3	1 LAP	2:40.837	3	1 LAP	2:42.234
25	2 LAPS	4:02.333	71	1 LAP	2:49.218	65	2 LAPS	2:42.679	37	2 LAPS	2:42.368	28	3 LAPS	2:56.805
98	1 LAP	2:43.543	39	3 LAPS	2:58.635	73	2:02.778	2:33.772	67	2 LAPS	2:41.038	73	2:15.398	2:32.442
33	1 LAP	2:45.085	73	1:55.239	3:33.581	71	1 LAP	2:45.437	73	2:10.202	2:34.736	37	2 LAPS	2:41.991
7	1 LAP	2:39.999	98	1 LAP	2:43.322	39	3 LAPS	2:55.255	65	2 LAPS	2:44.977	67	2 LAPS	2:41.098
			33	1 LAP	2:45.803	98	1 LAP	2:45.146	71	1 LAP	2:45.850	51	3 LAPS	3:03.766
			25	2 LAPS	3:04.716									

Weather/Track: Cloud/Dry

www.mstworld.com

Page 4 of 5

Silverstone
Circuit Length = 3.640 miles.
Start: 11:45 End: 12:46

Printed - 12:51 Sunday, 20 May 2012

GT and Sports Car Cup

RACE 6 - LAP CHART - Silverstone - 19/20 May 2012

(contd.)

Lap 21			Lap 22			Lap 23			Lap 24			Lap 25		
No	Behind	Laptime	No	Behind	Laptime	No	Behind	Laptime	No	Behind	Laptime	No	Behind	Laptime
76		2:26.546	76		2:28.806	76		2:28.047	76		2:27.363			
84	6.695	2:28.444	3	2 LAPS	2:45.328	84	8.749	2:30.236	73	1 LAP	2:33.858			
65	3 LAPS	2:44.889	84	6.560	2:28.671	53	2 LAPS	2:42.629	50	3 LAPS	2:48.861			
71	2 LAPS	2:45.640	37	3 LAPS	2:42.708	26	2 LAPS	2:44.156	84	8.185	2:26.799			
98	2 LAPS	2:44.064	1	2 LAPS	2:49.958	4	3 LAPS	2:49.208	25	4 LAPS	3:01.014			
7	2 LAPS	2:38.998	67	3 LAPS	2:43.221	37	3 LAPS	2:43.260	55	2 LAPS	2:54.307			
39	4 LAPS	2:54.553	28	4 LAPS	2:57.005	3	2 LAPS	2:46.588	53	2 LAPS	2:42.560			
33	2 LAPS	2:46.419	65	3 LAPS	2:44.362	67	3 LAPS	2:42.092	2	4 LAPS	3:09.962P			
97	45.861	2:27.681	71	2 LAPS	2:45.251	46	3 LAPS	3:02.532	26	2 LAPS	2:43.894			
75	56.856	2:29.926	51	4 LAPS	3:00.766	1	2 LAPS	2:53.789	37	3 LAPS	2:41.550			
34	2 LAPS	2:42.216	97	45.451	2:28.396	65	3 LAPS	2:43.174	3	2 LAPS	2:42.200			
64	1 LAP	2:36.250	98	2 LAPS	2:43.899	28	4 LAPS	2:56.193	67	3 LAPS	2:41.858			
62	1 LAP	2:38.827	7	2 LAPS	2:39.364	97	45.273	2:27.869	4	3 LAPS	2:49.069			
25	3 LAPS	3:02.299	75	57.289	2:29.239	71	2 LAPS	2:44.404	97	46.664	2:28.754			
70	1 LAP	2:36.976	33	2 LAPS	2:45.414	75	58.437	2:29.195	65	3 LAPS	2:42.401			
36	2 LAPS	2:46.336	39	4 LAPS	2:53.957	51	4 LAPS	2:56.941	46	3 LAPS	2:58.709			
72	1:49.487	2:30.609	64	1 LAP	2:35.555	7	2 LAPS	2:39.304	75	1:00.955	2:29.881			
2	3 LAPS	2:47.762	34	2 LAPS	2:41.426	98	2 LAPS	2:45.156	1	2 LAPS	2:54.896			
50	2 LAPS	2:46.716	62	1 LAP	2:37.409	33	2 LAPS	2:44.510	71	2 LAPS	2:44.056			
32	1 LAP	2:36.639	70	1 LAP	2:36.124	64	1 LAP	2:34.871	28	4 LAPS	2:56.284			
11	2 LAPS	2:49.125	72	1:52.664	2:31.983	34	2 LAPS	2:41.576	7	2 LAPS	2:40.877			
55	1 LAP	2:42.048	32	1 LAP	2:36.835	39	4 LAPS	2:56.068	98	2 LAPS	2:43.226			
88	4 LAPS	2:35.090	36	2 LAPS	2:47.106	62	1 LAP	2:37.401	51	4 LAPS	2:56.457			
46	2 LAPS	3:02.618	25	3 LAPS	3:02.475	70	1 LAP	2:35.515	64	1 LAP	2:36.186			
73	2:23.183	2:34.331	50	2 LAPS	2:47.863	72	1:55.241	2:30.624	33	2 LAPS	2:46.879			
53	1 LAP	2:42.372	2	3 LAPS	2:52.297	32	1 LAP	2:44.530	34	2 LAPS	2:41.279			
4	2 LAPS	2:47.662	11	2 LAPS	2:37.541	36	2 LAPS	2:45.945	62	1 LAP	2:36.070			
26	1 LAP	2:42.173	55	1 LAP	2:41.154	11	2 LAPS	2:38.346	70	1 LAP	2:36.019			
			88	4 LAPS	2:29.850	88	4 LAPS	2:33.516	72	1:59.615	2:31.737			
			73	2:26.141	2:31.764				39	4 LAPS	2:56.274			
									32	1 LAP	2:38.122			
									88	4 LAPS	2:35.095			
									11	2 LAPS	2:37.927			
									36	2 LAPS	2:44.566			

Weather/Track: Cloud/Dry

www.mstworld.com

Page 5 of 5

Silverstone
Circuit Length = 3.640 miles.
Start: 11:45 End: 12:46

Printed - 12:51 Sunday, 20 May 2012

Derek Bell Trophy
RACE 8 - QUALIFYING - Silverstone - 19/20 May 2012

POS	NO	CL	DRIVER	CAR	TIME	LAPS	GAP	MPH
1	11	F	Simon HADFIELD	Trojan T101	1:56.534	9		98.33
2	64	F	Michael LYONS	Lola T400	1:57.149	9	0.615	97.81
3	23	C	Jamie BRASHAW	March 782	2:05.042	10	8.508	91.64
4	5	B	Greg CATON	March 73B	2:05.220	7	8.686	91.50
5	74	F	Frank LYONS	Gurney Eagle	2:06.172	8	9.638	90.81
6	34	E	Gregory THORNTON	Surtees TS11	2:06.744	8	10.210	90.40
7	10	B1	Neil GLOVER **	Lola T330/332	2:08.284	6	11.750	89.32
8	22	F	Mark DWYER	Lola T400	2:08.983	7	12.449	88.84
9	17	C	Michael B-BROWN	Chevron B27	2:16.145	9	19.611	84.16
10	3	CC	Michael HICKSON	Mallock MK20B	2:16.295	8	19.761	84.07
11	62	B	John RAND	Lola T460	2:19.914	8	23.380	81.89
12	8	B	Garry DIVER	March 79B Atlantic	2:24.833	7	28.299	79.11
13	28	CC	Ian MITCHELL	CTG MK8	2:28.679	8	32.145	77.07
14	76	F	Tim BARRY	Trojan T102	2:33.226	5	36.692	74.78
15	32	E	Adam SIMMONDS	Lola T142	2:48.120	7	51.586	68.15
16	55	F	Judy LYONS	Lola T332	3:04.140	6	1:07.606	62.22

DRIVERS MARKED ** TRANSPONDER STOPPED WORKING
Weather/Track: Cloud/Damp

Silverstone
 Circuit Length = 3.640 miles.
 Start: 12:44 End: 13:04

Clerk of the Course:		Timekeeper:
----------------------	--	-------------

Derek Bell Trophy

RACE 8 - QUALIFYING LAP ANALYSIS - Silverstone - 19/20 May 2012

3	Hickson	Mallock MK20B
1 - X:00.000	6 - 2:18.310	
2 - 2:40.470	7 - 2:16.295	
3 - 2:24.760	8 - 2:16.634	
4 - 2:20.704		
5 - 2:20.930		
5	Caton	March 73B
1 - X:00.000	6 - 2:05.220	
2 - 2:25.754P	7 - 2:26.521P	
3 - 4:13.164		
4 - 2:07.246		
5 - 2:10.902		
8	Diver	March 79B Atlantic
1 - X:00.000	6 - 2:28.463	
2 - 2:38.598	7 - 2:41.182P	
3 - 2:31.016		
4 - 2:29.118		
5 - 2:24.833		
10	Glover **	Lola T330/332
1 - X:00.000	6 - 2:19.235P	
2 - 2:10.513		
3 - 4:18.192		
4 - 2:08.284		
5 - 2:10.033		
11	Hadfield	Trojan T101
1 - X:00.000	6 - 1:57.618	
2 - 2:07.684P	7 - 1:58.129	
3 - 2:31.396	8 - 1:56.534	
4 - 2:00.053	9 - 2:21.596P	
5 - 1:59.033		
17	B-Brown	Chevron B27
1 - X:00.000	6 - 2:21.902	
2 - 2:22.841	7 - 2:16.579	
3 - 2:21.920	8 - 2:17.666	
4 - 2:17.315	9 - 2:16.145	
5 - 2:22.782		

DRIVERS MARKED ** TRANSPONDER STOPPED WORKING
Weather/Track: Cloud/Damp

Derek Bell Trophy

RACE 8 - QUALIFYING LAP ANALYSIS - Silverstone - 19/20 May 2012

(contd.)

22	Dwyer	Lola T400
1 - X:00.000	6 - 7:15.252	
2 - 2:09.430	7 - 2:10.572	
3 - 2:08.983		
4 - 2:16.875		
5 - 2:22.337P		
23	Brashaw	March 782
1 - X:00.000	6 - 2:07.951	
2 - 2:15.022	7 - 2:05.263	
3 - 2:10.921	8 - 2:05.056	
4 - 2:09.111	9 - 2:05.042	
5 - 2:08.709	10 - 2:05.066	
28	Mitchell	CTG MK8
1 - X:00.000	6 - 2:35.659	
2 - 2:49.556	7 - 2:33.987	
3 - 2:35.836	8 - 2:28.679	
4 - 2:35.194		
5 - 2:32.208		
32	Simmonds	Lola T142
1 - X:00.000	6 - 2:48.237	
2 - 3:00.924	7 - 2:48.120	
3 - 2:54.779		
4 - 2:53.726		
5 - 2:50.700		
34	Thornton	Surtees TS11
1 - X:00.000	6 - 2:06.744	
2 - 2:14.298	7 - 2:09.361	
3 - 2:08.518	8 - 2:25.414P	
4 - 2:07.159		
5 - 2:08.385		
55	Lyons	Lola T332
1 - X:00.000	6 - 3:04.140	
2 - 3:10.835		
3 - 3:14.749		
4 - 3:13.550		
5 - 3:10.960		

DRIVERS MARKED ** TRANSPONDER STOPPED WORKING

Weather/Track: Cloud/Damp

Derek Bell Trophy

RACE 8 - QUALIFYING LAP ANALYSIS - Silverstone - 19/20 May 2012


(contd.)

62	Rand	Lola T460
1 - X:00.000	6 - 2:27.544	
2 - 2:41.539	7 - 2:21.125	
3 - 2:31.778	8 - 2:19.914	
4 - 2:25.260		
5 - 2:25.270		
64	Lyons	Lola T400
1 - X:00.000	6 - 1:58.456	
2 - 2:10.318	7 - 1:57.149	
3 - 2:10.133P	8 - 1:59.315	
4 - 4:03.206	9 - 1:57.818	
5 - 2:00.260		
74	Lyons	Gurney Eagle
1 - X:00.000	6 - 2:06.584	
2 - 2:14.784	7 - 2:22.955P	
3 - 2:10.546	8 - 4:04.552	
4 - 2:06.726		
5 - 2:06.172		
76	Barry	Trojan T102
1 - X:00.000		
2 - 2:33.226		
3 - 2:38.140		
4 - 3:05.377P		
5 - 5:20.941P		

DRIVERS MARKED ** TRANSPONDER STOPPED WORKING

Weather/Track: Cloud/Damp

Derek Bell Trophy
RACE 8 - GRID - Silverstone - 19/20 May 2012

ROW 8	55 Lyons	32 Simmonds
ROW 7	76 Barry	28 Mitchell
ROW 6	8 Diver	62 Rand
ROW 5	3 Hickson	17 B-Brown
ROW 4	22 Dwyer	10 Glover **
ROW 3	34 Thornton	74 Lyons
ROW 2	5 Caton	23 Brashaw
ROW 1	64 Lyons	11 Hadfield
POLE		
		

DRIVERS MARKED ** TRANSPONDER STOPPED WORKING
Weather/Track: Cloud/Damp

Silverstone
Circuit Length = 3.640 miles.
Start: 12:44 End: 13:04

Clerk of the Course:		Timekeeper:
----------------------	--	-------------

Derek Bell Trophy

RACE 8 - CLASSIFICATION - Silverstone - 19/20 May 2012

POS	NO	CL	DRIVER	NAT	CAR	TIME	LAPS	GAP	MPH	BEST
1	64	F	Michael LYONS		Lola T400	21:28.795	11		97.59	1:55.645
2	74	F	Frank LYONS		Gurney Eagle	22:38.283	11	1:09.488	92.60	2:02.210
3	10	B1	Neil GLOVER		Lola T330/332	22:54.097	11	1:25.302	91.53	2:03.256
4	23	C	Jamie BRASHAW		March 782	22:54.528	11	1:25.733	91.50	2:03.123
5	5	B	Greg CATON		March 73B	22:55.481	11	1:26.686	91.44	2:03.074
6	17	C	Michael B-BROWN		Chevron B27	21:36.520	10	1 LAP	88.17	2:07.747
7	62	B	John RAND		Lola T460	23:00.929	10	1 LAP	82.78	2:14.520
8	3	CC	Michael HICKSON		Mallock MK20B	23:04.198	10	1 LAP	82.58	2:15.582
9	8	B	Garry DIVER		March 79B Atlantic	23:19.524	10	1 LAP	81.68	2:15.676
10	28	CC	Ian MITCHELL		CTG MK8	22:24.080	9	2 LAPS	76.52	2:25.993
11	32	E	Adam SIMMONDS		Lola T142	24:09.169	9	2 LAPS	70.97	2:38.534
12	55	F	Judy LYONS		Lola T332	24:13.352	8	3 LAPS	62.88	2:54.772

NOT CLASSIFIED

34	E	Gregory THORNTON	Surtees TS11	16:58.458	8	D.N.F.	89.74	2:03.366
22	F	Mark DWYER	Lola T400	12:29.362	6	D.N.F.	91.38	2:03.450
11	F	Simon HADFIELD	Trojan T101	6:00.551	3	D.N.F.	94.59	1:56.739
76	F	Tim BARRY	Trojan T102		0	D.N.F.	N/A	

FASTEST LAP

64	F	Michael LYONS	Lola T400	1:55.645	10	99.08mph	159.46kph
5	B	Greg CATON	March 73B	2:03.074	10	93.10mph	149.83kph
23	C	Jamie BRASHAW	March 782	2:03.123	8	93.06mph	149.77kph
10	B1	Neil GLOVER	Lola T330/332	2:03.256	8	92.96mph	149.61kph
34	E	Gregory THORNTON	Surtees TS11	2:03.366	7	92.88mph	149.48kph
3	CC	Michael HICKSON	Mallock MK20B	2:15.582	8	84.51mph	136.01kph

Weather/Track: Cloud/Dry

These results are provisional until the conclusion of any judicial and technical matters.

Silverstone
Circuit Length = 3.640 miles.
Start: 14:03 End: 14:25

Clerk of the Course:	Timekeeper:
----------------------	-------------

Derek Bell Trophy

RACE 8 - LAP ANALYSIS - Silverstone - 19/20 May 2012

3	Michael HICKSON	Mallock MK20B
1 - 2:19.969	6 - 2:19.177	
2 - 2:19.079	7 - 2:17.285	
3 - 2:21.324	8 - 2:15.582	
4 - 2:18.751	9 - 2:16.017	
5 - 2:17.883	10 - 2:19.131	
5	Greg CATON	March 73B
1 - 2:10.008	6 - 2:03.397	11 - 2:06.487
2 - 2:04.981	7 - 2:07.334	
3 - 2:04.735	8 - 2:04.341	
4 - 2:03.429	9 - 2:03.143	
5 - 2:04.552	10 - 2:03.074	
8	Garry DIVER	March 79B Atlantic
1 - 2:22.839	6 - 2:17.542	
2 - 2:16.641	7 - 2:15.676	
3 - 2:19.720	8 - 2:16.538	
4 - 2:19.579	9 - 2:15.927	
5 - 2:18.564	10 - 2:36.498	
10	Neil GLOVER	Lola T330/332
1 - 2:10.138	6 - 2:04.692	11 - 2:07.740
2 - 2:03.963	7 - 2:04.030	
3 - 2:03.833	8 - 2:03.256	
4 - 2:03.452	9 - 2:04.058	
5 - 2:04.180	10 - 2:04.755	
11	Simon HADFIELD	Trojan T101
1 - 1:57.840		
2 - 1:56.739		
3 - 2:05.972P		
17	Michael B-BROWN	Chevron B27
1 - 2:12.283	6 - 2:08.182	
2 - 2:09.618	7 - 2:10.202	
3 - 2:10.161	8 - 2:08.857	
4 - 2:09.504	9 - 2:07.747	
5 - 2:11.026	10 - 2:08.940	

Weather/Track: Cloud/Dry

Derek Bell Trophy

RACE 8 - LAP ANALYSIS - Silverstone - 19/20 May 2012

(contd.)

22	Mark DWYER	Lola T400
1 - 2:08.844	6 - 2:04.504	
2 - 2:04.287		
3 - 2:04.086		
4 - 2:03.450		
5 - 2:04.191		
23	Jamie BRASHAW	March 782
1 - 2:10.670	6 - 2:03.739	11 - 2:07.622
2 - 2:04.502	7 - 2:04.860	
3 - 2:03.498	8 - 2:03.123	
4 - 2:03.254	9 - 2:04.033	
5 - 2:04.423	10 - 2:04.804	
28	Ian MITCHELL	CTG MK8
1 - 2:29.613	6 - 2:39.671	
2 - 2:25.993	7 - 2:30.594	
3 - 2:26.419	8 - 2:27.349	
4 - 2:27.428	9 - 2:28.435	
5 - 2:28.578		
32	Adam SIMMONDS	Lola T142
1 - 2:41.696	6 - 2:38.812	
2 - 2:41.397	7 - 2:41.647	
3 - 2:44.971	8 - 2:39.098	
4 - 2:41.404	9 - 2:41.610	
5 - 2:38.534		
34	Gregory THORNTON	Surtees TS11
1 - 2:07.712	6 - 2:04.417	
2 - 2:04.647	7 - 2:03.366	
3 - 2:03.433	8 - 2:26.409P	
4 - 2:03.939		
5 - 2:04.535		
55	Judy LYONS	Lola T332
1 - 2:56.946	6 - 3:01.463	
2 - 2:54.772	7 - 3:01.249	
3 - 3:07.076	8 - 2:57.472	
4 - 3:08.622		
5 - 3:05.752		

Weather/Track: Cloud/Dry

Derek Bell Trophy

RACE 8 - LAP ANALYSIS - Silverstone - 19/20 May 2012

(contd.)

62	John RAND	Lola T460
1 - 2:26.271	6 - 2:17.134	
2 - 2:20.474	7 - 2:15.088	
3 - 2:18.894	8 - 2:14.683	
4 - 2:18.910	9 - 2:14.520	
5 - 2:18.915	10 - 2:16.040	
64	Michael LYONS	Lola T400
1 - 1:56.923	6 - 1:58.708	11 - 1:56.314
2 - 1:55.674	7 - 2:00.465	
3 - 1:55.870	8 - 1:59.042	
4 - 1:56.414	9 - 1:56.447	
5 - 1:57.293	10 - 1:55.645	
74	Frank LYONS	Gurney Eagle
1 - 2:07.147	6 - 2:03.474	11 - 2:02.251
2 - 2:03.460	7 - 2:04.042	
3 - 2:03.095	8 - 2:03.150	
4 - 2:02.966	9 - 2:02.210	
5 - 2:02.581	10 - 2:03.907	
76	Tim BARRY	Trojan T102

Weather/Track: Cloud/Dry

www.mstworld.com

Page 3 of 3

Silverstone
Circuit Length = 3.640 miles.
Start: 14:03 End: 14:25

Printed - 14:30 Sunday, 20 May 2012

Derek Bell Trophy

RACE 8 - LAP CHART - Silverstone - 19/20 May 2012

Lap 1			Lap 2			Lap 3			Lap 4			Lap 5		
No	Behind	Laptime	No	Behind	Laptime	No	Behind	Laptime	No	Behind	Laptime	No	Behind	Laptime
64		1:56.923	64		1:55.674	64		1:55.870	64		1:56.414	64		1:57.293
11	0.917	1:57.840	11	1.982	1:56.739	55	1 LAP	2:54.772	32	1 LAP	2:44.971	28	1 LAP	2:27.428
74	10.224	2:07.147	74	18.010	2:03.460	11	12.084	2:05.972P	74	31.787	2:02.966	74	37.075	2:02.581
34	10.789	2:07.712	34	19.762	2:04.647	74	25.235	2:03.095	34	34.850	2:03.939	34	42.092	2:04.535
22	11.921	2:08.844	22	20.534	2:04.287	34	27.325	2:03.433	22	35.786	2:03.450	22	42.684	2:04.191
5	13.085	2:10.008	10	21.504	2:03.963	22	28.750	2:04.086	10	36.505	2:03.452	10	43.392	2:04.180
10	13.215	2:10.138	5	22.392	2:04.981	10	29.467	2:03.833	23	37.043	2:03.254	23	44.173	2:04.423
23	13.747	2:10.670	23	22.575	2:04.502	23	30.203	2:03.498	5	38.272	2:03.429	5	45.531	2:04.552
17	15.360	2:12.283	17	29.304	2:09.618	5	31.257	2:04.735	17	56.685	2:09.504	32	1 LAP	2:41.404
3	23.046	2:19.969	3	46.451	2:19.079	17	43.595	2:10.161	55	1 LAP	3:07.076	17	1:10.418	2:11.026
8	25.916	2:22.839	8	46.883	2:16.641	8	1:10.733	2:19.720	8	1:33.898	2:19.579	3	1:54.832	2:17.883
62	29.348	2:26.271	62	54.148	2:20.474	3	1:11.905	2:21.324	3	1:34.242	2:18.751	8	1:55.169	2:18.564
28	32.690	2:29.613	28	1:03.009	2:25.993	62	1:17.172	2:18.894	62	1:39.668	2:18.910			
32	44.773	2:41.696	32	1:30.496	2:41.397	28	1:33.558	2:26.419						
55	1:00.023	2:56.946												

Weather/Track: Cloud/Dry

www.mstworld.com

Page 1 of 3

Silverstone
Circuit Length = 3.640 miles.
Start: 14:03 End: 14:25

Printed - 14:30 Sunday, 20 May 2012

Derek Bell Trophy

RACE 8 - LAP CHART - Silverstone - 19/20 May 2012

(contd.)

Lap 6			Lap 7			Lap 8			Lap 9			Lap 10		
No	Behind	Laptime	No	Behind	Laptime	No	Behind	Laptime	No	Behind	Laptime	No	Behind	Laptime
64		1:58.708	64		2:00.465	64		1:59.042	64		1:56.447	64		1:55.645
62	1 LAP	2:18.915	8	1 LAP	2:17.542	32	2 LAPS	2:38.812	55	3 LAPS	3:01.463	28	2 LAPS	2:27.349
55	2 LAPS	3:08.622	3	1 LAP	2:19.177	8	1 LAP	2:15.676	8	1 LAP	2:16.538	74	1:03.551	2:03.907
28	1 LAP	2:28.578	62	1 LAP	2:17.134	3	1 LAP	2:17.285	3	1 LAP	2:15.582	8	1 LAP	2:15.927
74	41.841	2:03.474	74	45.418	2:04.042	62	1 LAP	2:15.088	62	1 LAP	2:14.683	62	1 LAP	2:14.520
34	47.801	2:04.417	34	50.702	2:03.366	74	49.526	2:03.150	74	55.289	2:02.210	3	1 LAP	2:16.017
22	48.480	2:04.504	10	52.941	2:04.030	10	57.155	2:03.256	10	1:04.766	2:04.058	10	1:13.876	2:04.755
23	49.204	2:03.739	23	53.599	2:04.860	23	57.680	2:03.123	23	1:05.266	2:04.033	23	1:14.425	2:04.804
10	49.376	2:04.692	5	57.089	2:07.334	5	1:02.388	2:04.341	5	1:09.084	2:03.143	5	1:16.513	2:03.074
5	50.220	2:03.397	28	1 LAP	2:39.671	34	1:18.069	2:26.409P	32	2 LAPS	2:41.647	55	3 LAPS	3:01.249
17	1:19.892	2:08.182	17	1:29.629	2:10.202	17	1:39.444	2:08.857	17	1:50.744	2:07.747	32	2 LAPS	2:39.098
32	1 LAP	2:38.534	55	2 LAPS	3:05.752	28	1 LAP	2:30.594						

Weather/Track: Cloud/Dry

www.mstworld.com

Page 2 of 3

Silverstone
Circuit Length = 3.640 miles.
Start: 14:03 End: 14:25

Printed - 14:30 Sunday, 20 May 2012

Derek Bell Trophy

RACE 8 - LAP CHART - Silverstone - 19/20 May 2012

(contd.)

Lap 11			Lap 12			Lap 13			Lap 14			Lap 15		
No	Behind	Laptime	No	Behind	Laptime	No	Behind	Laptime	No	Behind	Laptime	No	Behind	Laptime
64		1:56.314												
17	1 LAP	2:08.940												
28	2 LAPS	2:28.435												
74	1:09.488	2:02.251												
10	1:25.302	2:07.740												
23	1:25.733	2:07.622												
5	1:26.686	2:06.487												
62	1 LAP	2:16.040												
3	1 LAP	2:19.131												
8	1 LAP	2:36.498												
32	2 LAPS	2:41.610												
55	3 LAPS	2:57.472												

Weather/Track: Cloud/Dry


www.mstworld.com

Page 3 of 3

Silverstone
Circuit Length = 3.640 miles.
Start: 14:03 End: 14:25
Printed - 14:30 Sunday, 20 May 2012

Derek Bell Trophy
RACE 14 - GRID - Silverstone - 19/20 May 2012

ROW 8	76 BARRY	11 HADFIELD
ROW 7	22 DWYER	55 LYONS
ROW 6	34 THORNTON	32 SIMMONDS
ROW 5	28 MITCHELL	8 DIVER
ROW 4	3 HICKSON	62 RAND
ROW 3	17 B-BROWN	5 CATON
ROW 2	23 BRASHAW	10 GLOVER
ROW 1	74 LYONS	64 LYONS
		POLE



Weather/Track: Cloud/Dry

These results are provisional until the conclusion of any judicial and technical matters.

Silverstone
Circuit Length = 3.640 miles.
Start: 14:03 End: 14:25

Clerk of the Course:

Timekeeper:

Derek Bell Trophy

RACE 14 - CLASSIFICATION - Silverstone - 19/20 May 2012

POS	NO	CL	DRIVER	NAT	CAR	TIME	LAPS	GAP	MPH	BEST
1	64	F	Michael LYONS		Lola T400	20:25.213	10		93.30	1:56.619
2	74	F	Frank LYONS		Gurney Eagle	20:52.249	10	27.036	91.29	2:02.434
3	23	C	Jamie BRASHAW		March 782	20:55.438	10	30.225	91.05	2:02.613
4	5	B	Greg CATON		March 73B	21:06.891	10	41.678	90.23	2:04.758
5	10	B1	Neil GLOVER		Lola T330/332	21:24.861	10	59.648	88.97	2:04.877
6	34	E	Gregory THORNTON		Surtees TS11	21:50.109	10	1:24.896	87.25	2:05.727
7	17	C	Michael B-BROWN		Chevron B27	22:17.622	10	1:52.409	85.46	2:10.592
8	3	CC	Michael HICKSON		Mallock MK20B	21:01.308	9	1 LAP	81.55	2:17.088
9	8	B	Garry DIVER		March 79B Atlantic	21:09.361	9	1 LAP	81.03	2:18.834
10	28	CC	Ian MITCHELL		CTG MK8	23:03.137	9	1 LAP	74.36	2:28.597
11	32	E	Adam SIMMONDS		Lola T142	21:12.975	8	2 LAPS	71.80	2:35.398

NOT CLASSIFIED

62	B	John RAND		Lola T460	14:22.452	6	D.N.F.	79.40	2:19.738
55	F	Judy LYONS		Lola T332	18:59.923	6	D.N.F.	60.07	2:52.818

FASTEST LAP

64	F	Michael LYONS		Lola T400	1:56.619	10	98.25mph	158.13kph
23	C	Jamie BRASHAW		March 782	2:02.613	9	93.45mph	150.40kph
5	B	Greg CATON		March 73B	2:04.758	9	91.84mph	147.81kph
10	B1	Neil GLOVER		Lola T330/332	2:04.877	6	91.76mph	147.67kph
34	E	Gregory THORNTON		Surtees TS11	2:05.727	7	91.14mph	146.67kph
3	CC	Michael HICKSON		Mallock MK20B	2:17.088	7	83.58mph	134.52kph

Weather/Track: Cloud/Dry

These results are provisional until the conclusion of any judicial and technical matters.

Silverstone
Circuit Length = 3.640 miles.
Start: 17:38 End: 17:58

Clerk of the Course:		Timekeeper:
----------------------	--	-------------

Derek Bell Trophy

RACE 14 - LAP ANALYSIS - Silverstone - 19/20 May 2012

3	Michael HICKSON	Mallock MK20B
1 - 2:24.536	6 - 2:18.024	
2 - 2:22.741	7 - 2:17.088	
3 - 2:20.192	8 - 2:17.616	
4 - 2:18.906	9 - 2:18.402	
5 - 2:23.803		
5	Greg CATON	March 73B
1 - 2:10.545	6 - 2:07.080	
2 - 2:06.663	7 - 2:06.410	
3 - 2:05.723	8 - 2:05.637	
4 - 2:07.399	9 - 2:04.758	
5 - 2:07.334	10 - 2:05.342	
8	Garry DIVER	March 79B Atlantic
1 - 2:21.743	6 - 2:20.701	
2 - 2:24.502	7 - 2:18.834	
3 - 2:21.564	8 - 2:20.286	
4 - 2:20.232	9 - 2:21.509	
5 - 2:19.990		
10	Neil GLOVER	Lola T330/332
1 - 2:08.982	6 - 2:04.877	
2 - 2:06.397	7 - 2:05.917	
3 - 2:05.831	8 - 2:11.510	
4 - 2:07.928	9 - 2:05.911	
5 - 2:20.067	10 - 2:07.441	
17	Michael B-BROWN	Chevron B27
1 - 2:17.110	6 - 2:12.301	
2 - 2:17.323	7 - 2:14.447	
3 - 2:15.705	8 - 2:11.373	
4 - 2:14.546	9 - 2:10.952	
5 - 2:13.273	10 - 2:10.592	
23	Jamie BRASHAW	March 782
1 - 2:11.249	6 - 2:03.471	
2 - 2:04.747	7 - 2:03.818	
3 - 2:05.933	8 - 2:03.064	
4 - 2:06.960	9 - 2:02.613	
5 - 2:07.848	10 - 2:05.735	

Weather/Track: Cloud/Dry

Derek Bell Trophy

RACE 14 - LAP ANALYSIS - Silverstone - 19/20 May 2012

(contd.)

28	Ian MITCHELL	CTG MK8
1 - 2:36.292	6 - 2:30.697	
2 - 2:35.765	7 - 2:32.845	
3 - 2:35.126	8 - 2:28.597	
4 - 2:32.251	9 - 2:38.464	
5 - 2:33.100		
32	Adam SIMMONDS	Lola T142
1 - 2:46.708	6 - 2:35.398	
2 - 2:40.614	7 - 2:38.489	
3 - 2:38.098	8 - 2:36.980	
4 - 2:39.439		
5 - 2:37.249		
34	Gregory THORNTON	Surtees TS11
1 - 2:17.123	6 - 2:08.843	
2 - 2:28.202	7 - 2:05.727	
3 - 2:07.823	8 - 2:08.475	
4 - 2:09.080	9 - 2:07.880	
5 - 2:07.481	10 - 2:09.475	
55	Judy LYONS	Lola T332
1 - 2:55.028	6 - 3:48.836P	
2 - 2:52.818		
3 - 3:02.741		
4 - 3:08.835		
5 - 3:11.665		
62	John RAND	Lola T460
1 - 2:27.026	6 - 2:33.926	
2 - 2:22.016		
3 - 2:19.738		
4 - 2:19.774		
5 - 2:19.972		
64	Michael LYONS	Lola T400
1 - 2:08.293	6 - 2:06.730	
2 - 2:06.644	7 - 2:05.851	
3 - 2:04.997	8 - 1:57.143	
4 - 2:02.379	9 - 1:58.458	
5 - 1:58.099	10 - 1:56.619	

Weather/Track: Cloud/Dry

www.mstworld.com

Page 2 of 3

Silverstone
Circuit Length = 3.640 miles.
Start: 17:38 End: 17:58
Printed - 18:02 Sunday, 20 May 2012

Derek Bell Trophy

RACE 14 - LAP ANALYSIS - Silverstone - 19/20 May 2012

(contd.)

74	Frank LYONS	Gurney Eagle
1 - 2:07.560	6 - 2:05.268	
2 - 2:06.906	7 - 2:06.148	
3 - 2:04.956	8 - 2:05.323	
4 - 2:04.510	9 - 2:02.434	
5 - 2:04.747	10 - 2:04.397	

Weather/Track: Cloud/Dry

www.mstworld.com

Page 3 of 3

Silverstone
Circuit Length = 3.640 miles.
Start: 17:38 End: 17:58

Printed - 18:02 Sunday, 20 May 2012

Derek Bell Trophy

RACE 14 - LAP CHART - Silverstone - 19/20 May 2012

Lap 1			Lap 2			Lap 3			Lap 4			Lap 5		
No	Behind	Laptime	No	Behind	Laptime	No	Behind	Laptime	No	Behind	Laptime	No	Behind	Laptime
74		2:07.560	74		2:06.906	74		2:04.956	64		2:02.379	64		1:58.099
64	0.733	2:08.293	64	0.471	2:06.644	64	0.512	2:04.997	74	1.619	2:04.510	74	8.267	2:04.747
10	1.422	2:08.982	10	0.913	2:06.397	10	1.788	2:05.831	23	6.576	2:06.960	23	16.325	2:07.848
5	2.985	2:10.545	23	1.530	2:04.747	23	2.507	2:05.933	10	6.825	2:07.928	5	17.252	2:07.334
23	3.689	2:11.249	5	2.742	2:06.663	5	3.509	2:05.723	5	8.017	2:07.399	32	1 LAP	2:39.439
17	9.550	2:17.110	17	19.967	2:17.323	17	30.716	2:15.705	55	1 LAP	3:02.741	10	28.793	2:20.067
34	9.563	2:17.123	34	30.859	2:28.202	34	33.726	2:07.823	34	39.915	2:09.080	34	49.297	2:07.481
8	14.183	2:21.743	8	31.779	2:24.502	3	48.047	2:20.192	17	42.371	2:14.546	17	57.545	2:13.273
3	16.976	2:24.536	3	32.811	2:22.741	8	48.387	2:21.564	3	1:04.062	2:18.906	8	1:27.619	2:19.990
62	19.466	2:27.026	62	34.576	2:22.016	62	49.358	2:19.738	8	1:05.728	2:20.232	62	1:28.114	2:19.972
28	28.732	2:36.292	28	57.591	2:35.765	28	1:27.761	2:35.126	62	1:06.241	2:19.774	3	1:29.766	2:23.803
32	39.148	2:46.708	32	1:12.856	2:40.614	32	1:45.998	2:38.098	28	1:57.121	2:32.251	55	1 LAP	3:08.835
55	47.468	2:55.028	55	1:33.380	2:52.818									

Weather/Track: Cloud/Dry

www.mstworld.com

Page 1 of 2

Silverstone
Circuit Length = 3.640 miles.
Start: 17:38 End: 17:58

Printed - 18:02 Sunday, 20 May 2012

Derek Bell Trophy

RACE 14 - LAP CHART - Silverstone - 19/20 May 2012

(contd.)

Lap 6			Lap 7			Lap 8			Lap 9			Lap 10		
No	Behind	Laptime	No	Behind	Laptime	No	Behind	Laptime	No	Behind	Laptime	No	Behind	Laptime
64		2:06.730	64		2:05.851	64		1:57.143	64		1:58.458	64		1:56.619
74	6.805	2:05.268	74	7.102	2:06.148	74	15.282	2:05.323	32	2 LAPS	2:38.489	74	27.036	2:04.397
23	13.066	2:03.471	23	11.033	2:03.818	23	16.954	2:03.064	3	1 LAP	2:17.616	23	30.225	2:05.735
5	17.602	2:07.080	5	18.161	2:06.410	5	26.655	2:05.637	8	1 LAP	2:20.286	3	1 LAP	2:18.402
28	1 LAP	2:33.100	10	27.006	2:05.917	10	41.373	2:11.510	74	19.258	2:02.434	5	41.678	2:05.342
10	26.940	2:04.877	55	2 LAPS	3:11.665	34	1:02.618	2:08.475	23	21.109	2:02.613	8	1 LAP	2:21.509
34	51.410	2:08.843	28	1 LAP	2:30.697	17	1:25.942	2:11.373	55	3 LAPS	3:48.836P	32	2 LAPS	2:36.980
32	1 LAP	2:37.249	34	51.286	2:05.727	28	1 LAP	2:32.845	5	32.955	2:04.758	10	59.648	2:07.441
17	1:03.116	2:12.301	17	1:11.712	2:14.447				10	48.826	2:05.911	34	1:24.896	2:09.475
3	1:41.060	2:18.024	32	1 LAP	2:35.398				34	1:12.040	2:07.880	17	1:52.409	2:10.592
8	1:41.590	2:20.701	3	1:52.297	2:17.088				17	1:38.436	2:10.952	28	1 LAP	2:38.464
62	1:55.310	2:33.926	8	1:54.573	2:18.834				28	1 LAP	2:28.597			

Weather/Track: Cloud/Dry

www.mstworld.com

Page 2 of 2

Silverstone
Circuit Length = 3.640 miles.
Start: 17:38 End: 17:58

Printed - 18:02 Sunday, 20 May 2012

HSCC/FJHRA Millers Oils Historic Formula Junior Race A Classes A - C2

RACE 7 - QUALIFYING - Silverstone - 19/20 May 2012

POS	NO	CL	DRIVER	NAT	CAR	TIME	LAPS	GAP	MPH
1	31	C2	Robert BARRIE		Lotus 18	2:31.301	9		75.73
2	1	C2	Jon MILICEVIC		Lotus 18	2:31.990	4	0.689	75.39
3	2	B2	Jack WOODHOUSE		Elva 100	2:32.545	9	1.244	75.11
4	14	C2	Crispian BESLEY **		Cooper T56	2:32.754	9	1.453	75.01
5	11	B2	Brian MITCHAM		U2 Mk2	2:33.914	9	2.613	74.44
6	15	B2	Simon GOODLIFF		Lola Mk2	2:34.246	9	2.945	74.28
7	25	B2	Andrew TART		Bond FJ	2:35.456	9	4.155	73.71
8	34	B2	Richard ELLINGWORTH		Gemini Mk2	2:37.884	7	6.583	72.57
9	5	B2	David HALL		BMC MK1	2:39.681	8	8.380	71.76
10	8	B2	Gordon RUSSELL		Gemini MK2	2:42.127	9	10.826	70.67
11	35	C2	Charles COOK		Envoy	2:42.545	7	11.244	70.49
12	29	B2	William GRIMSHAW		Moorland Mk1	2:45.825	8	14.524	69.10
13	37	C2	James OWEN		Elva 200	2:47.408	8	16.107	68.44
14	10	B1	Gil DUFFY		Bond FJ	2:47.421	8	16.120	68.44
15	47	C1	Richard UTLEY **		Caravelle Mk1	2:47.630	8	16.329	68.35
16	68	B2	Tony STEELE		Lola Mk2	2:48.912	8	17.611	67.83
17	26	B2	Roger DEXTER		Elva 100	2:48.992	8	17.691	67.80
18	16	A	Gordon WRIGHT		Stanguellini	2:51.728	8	20.427	66.72
19	20	A	Pat BARFORD		EFAC- Stanguellini	2:52.203	8	20.902	66.54
20	41	C2	Peter FENICHEL		Cooper T56	2:52.658	8	21.357	66.36
21	99	B2	Simon JONES		Elva 100	2:52.819	8	21.518	66.30
22	48	B2	Ned SPIEKER		Lola Mk2	2:52.873	8	21.572	66.28
23	49	C2	Phoebe ROLT **		Elva 200	2:53.646	7	22.345	65.98
24	19	A	Jan BIEKENS		Stanguellini FJ	2:54.999	8	23.698	65.47
25	28	A	M ASHLEY-BROWN **		Volpini Monoposto	2:56.970	8	25.669	64.75
26	58	B2	Ash WALLER		Sadler FJ	2:59.544	8	28.243	63.82
27	27	B2	Paul DIXON **		Gemini Mk II	2:59.590	8	28.289	63.80
28	18	B1	Stephen BULLING		Sadler FJ	3:04.233	7	32.932	62.19
29	7	B2	Duncan RABAGLIATI		Alexis HF1	3:07.960	5	36.659	60.96
30	137	A	Martin SHEPPARD		Stanguellini	3:09.800	7	38.499	60.37
31	24	C2	Mike WALLER		Hillwood Fiat	3:14.664	7	43.363	58.86
32	23	B2	David BISHOP		Elva 100	3:15.549	7	44.248	58.59

DRIVERS MARKED ** HAVE NO WORKING TRANSPONDER
Weather/Track: Cloud/Dry

Silverstone
Circuit Length = 3.640 miles.
Start: 08:58 End: 09:18

Clerk of the Course:		Timekeeper:
----------------------	--	-------------

HSCC/FJHRA Millers Oils Historic Formula Junior Race A Classes A - C2
RACE 7 - QUALIFYING LAP ANALYSIS - Silverstone - 19/20 May 2012

1	Jon MILICEVIC	Lotus 18
1 - 9:34.903 2 - 2:35.989 3 - 2:31.990 4 - 2:46.884P		
2	Jack WOODHOUSE	Elva 100
1 - 9:02.586 6 - 2:37.685 2 - 2:38.652 7 - 2:32.695 3 - 2:33.650 8 - 2:34.016 4 - 2:32.545 9 - 2:34.948 5 - 2:38.426		
5	David HALL	BMC MK1
1 - X:00.000 6 - 2:46.751 2 - 3:05.628 7 - 2:39.681 3 - 2:56.075 8 - 2:42.073 4 - 2:53.595 5 - 2:46.840		
7	Duncan RABAGLIATI	Alexis HF1
1 - 9:39.740 2 - 3:10.002 3 - 3:18.214 4 - 3:07.960 5 - 3:36.612P		
8	Gordon RUSSELL	Gemini MK2
1 - 9:17.156 6 - 2:45.589 2 - 2:54.273 7 - 2:45.619 3 - 2:45.080 8 - 2:44.136 4 - 2:44.093 9 - 2:42.127 5 - 2:44.045		
10	Gil DUFFY	Bond FJ
1 - 9:19.862 6 - 2:47.421 2 - 2:55.960 7 - 3:12.225P 3 - 2:51.511 8 - 3:42.465 4 - 2:49.703 5 - 2:48.546		

DRIVERS MARKED ** HAVE NO WORKING TRANSPONDER
Weather/Track: Cloud/Dry

HSCC/FJHRA Millers Oils Historic Formula Junior Race A Classes A - C2
RACE 7 - QUALIFYING LAP ANALYSIS - Silverstone - 19/20 May 2012
 (contd.)

11	Brian MITCHAM	U2 Mk2
1 -	9:46.908	6 - 2:39.282
2 -	2:57.016	7 - 2:35.703
3 -	2:36.737	8 - 2:33.914
4 -	2:35.256	9 - 2:39.035
5 -	2:35.902	
14	Crispian BESLEY **	Cooper T56
1 -	9:12.315	6 - 2:35.801
2 -	2:39.829	7 - 2:35.019
3 -	2:36.758	8 - 2:34.955
4 -	2:32.754	9 - 2:34.127
5 -	2:36.494	
15	Simon GOODLIFF	Lola Mk2
1 -	9:13.575	6 - 2:37.881
2 -	2:43.143	7 - 2:34.945
3 -	2:36.816	8 - 2:34.246
4 -	2:35.154	9 - 2:37.104
5 -	2:40.220	
16	Gordon WRIGHT	Stanguellini
1 -	9:29.422	6 - 2:54.675
2 -	3:23.678	7 - 2:51.728
3 -	3:01.246	8 - 2:55.625
4 -	2:58.210	
5 -	2:53.645	
18	Stephen BULLING	Sadler FJ
1 -	9:58.391	6 - 3:10.642
2 -	3:32.674	7 - 3:04.233
3 -	3:15.668	
4 -	3:12.365	
5 -	3:06.781	
19	Jan BIEKENS	Stanguellini FJ
1 -	9:57.145	6 - 2:58.855
2 -	3:10.453	7 - 2:58.104
3 -	3:14.785	8 - 2:54.999
4 -	2:58.483	
5 -	2:57.266	

DRIVERS MARKED ** HAVE NO WORKING TRANSPONDER
Weather/Track: Cloud/Dry

HSCC/FJHRA Millers Oils Historic Formula Junior Race A Classes A - C2
RACE 7 - QUALIFYING LAP ANALYSIS - Silverstone - 19/20 May 2012
 (contd.)

20	Pat BARFORD	EFAC- Stanguellini
1 -	9:37.529	6 - 2:58.794
2 -	3:19.631	7 - 2:58.843
3 -	3:01.159	8 - 2:52.203
4 -	2:52.667	
5 -	3:04.449	
23	David BISHOP	Elva 100
1 -	X:00.000	6 - 3:15.549
2 -	3:32.081	7 - 3:48.846P
3 -	3:23.965	
4 -	3:16.724	
5 -	3:20.333	
24	Mike WALLER	Hillwood Fiat
1 -	9:32.474	6 - 3:25.533
2 -	3:36.657	7 - 3:14.664
3 -	3:32.028	
4 -	3:28.767	
5 -	3:20.010	
25	Andrew TART	Bond FJ
1 -	9:07.332	6 - 2:38.289
2 -	2:43.626	7 - 2:36.940
3 -	2:41.562	8 - 2:35.456
4 -	2:35.968	9 - 2:36.475
5 -	2:36.210	
26	Roger DEXTER	Elva 100
1 -	X:00.000	6 - 2:52.835
2 -	3:19.881	7 - 2:48.992
3 -	2:59.510	8 - 2:49.053
4 -	2:57.182	
5 -	2:53.072	
27	Paul DIXON **	Gemini Mk II
1 -	9:46.948	6 - 2:59.889
2 -	3:11.170	7 - 2:59.590
3 -	3:07.946	8 - 2:59.742
4 -	3:08.118	
5 -	3:02.608	

DRIVERS MARKED ** HAVE NO WORKING TRANSPONDER
 Weather/Track: Cloud/Dry

HSCC/FJHRA Millers Oils Historic Formula Junior Race A Classes A - C2

RACE 7 - QUALIFYING LAP ANALYSIS - Silverstone - 19/20 May 2012

(contd.)

28	M ASHLEY-BROWN **	Volpini Monoposto
1 -	9:58.004	6 - 3:00.016
2 -	3:10.405	7 - 2:58.493
3 -	3:06.734	8 - 2:56.970
4 -	3:07.108	
5 -	3:01.622	
29	William GRIMSHAW	Moorland Mk1
1 -	X:00.000	6 - 2:49.953
2 -	3:27.108	7 - 2:52.877
3 -	3:09.785	8 - 2:45.825
4 -	2:54.024	
5 -	2:55.764	
31	Robert BARRIE	Lotus 18
1 -	9:32.603	6 - 2:36.462
2 -	2:39.574	7 - 2:35.326
3 -	2:31.992	8 - 2:34.426
4 -	2:31.301	9 - 2:35.168
5 -	2:33.524	
34	Richard ELLINGWORTH	Gemini Mk2
1 -	9:04.087	6 - 2:45.638
2 -	2:39.813	7 - 2:59.831 P
3 -	2:39.516	
4 -	2:37.884	
5 -	2:41.883	
35	Charles COOK	Envoy
1 -	9:41.677	6 - 2:42.545
2 -	3:03.534	7 - 3:23.204 P
3 -	2:45.864	
4 -	2:44.222	
5 -	2:43.230	
37	James OWEN	Elva 200
1 -	9:51.858	6 - 2:48.475
2 -	3:13.078	7 - 2:47.408
3 -	3:01.352	8 - 2:48.949
4 -	2:53.232	
5 -	2:49.254	

DRIVERS MARKED ** HAVE NO WORKING TRANSPONDER
Weather/Track: Cloud/Dry

HSCC/FJHRA Millers Oils Historic Formula Junior Race A Classes A - C2
RACE 7 - QUALIFYING LAP ANALYSIS - Silverstone - 19/20 May 2012
 (contd.)

41	Peter FENICHEL	Cooper T56
1 -	9:45.622	6 - 2:58.677
2 -	3:10.077	7 - 2:52.658
3 -	3:05.645	8 - 2:56.124
4 -	2:59.030	
5 -	2:55.183	
47	Richard UTLEY **	Caravelle Mk1
1 -	9:39.411	6 - 2:49.914
2 -	3:05.386	7 - 2:48.858
3 -	2:57.168	8 - 2:47.630
4 -	2:51.781	
5 -	2:51.652	
48	Ned SPIEKER	Lola Mk2
1 -	X:00.000	6 - 2:52.873
2 -	3:29.668	7 - 2:55.542
3 -	3:07.296	8 - 2:59.329
4 -	2:54.059	
5 -	2:54.935	
49	Phoebe ROLT **	Elva 200
1 -	X:00.000	6 - 3:00.006
2 -	3:13.039	7 - 3:28.281 P
3 -	3:00.129	
4 -	2:56.016	
5 -	2:53.646	
58	Ash WALLER	Sadler FJ
1 -	9:35.851	6 - 3:04.181
2 -	3:19.033	7 - 3:02.189
3 -	3:07.550	8 - 2:59.544
4 -	3:06.825	
5 -	3:01.559	
68	Tony STEELE	Lola Mk2
1 -	9:46.405	6 - 2:50.181
2 -	3:00.384	7 - 2:49.561
3 -	2:54.818	8 - 2:48.912
4 -	2:54.472	
5 -	2:51.927	

DRIVERS MARKED ** HAVE NO WORKING TRANSPONDER
Weather/Track: Cloud/Dry

HSCC/FJHRA Millers Oils Historic Formula Junior Race A Classes A - C2
RACE 7 - QUALIFYING LAP ANALYSIS - Silverstone - 19/20 May 2012
 (contd.)

99	Simon JONES	Elva 100
1 -	9:44.418	6 - 2:55.785
2 -	3:11.982	7 - 2:52.819
3 -	3:02.934	8 - 2:54.313
4 -	2:53.434	
5 -	2:53.866	
137	Martin SHEPPARD	Stanguellini
1 -	9:28.671	6 - 3:09.800
2 -	3:28.173	7 - 3:12.636
3 -	3:14.681	
4 -	3:14.440	
5 -	3:13.114	

DRIVERS MARKED ** HAVE NO WORKING TRANSPONDER
 Weather/Track: Cloud/Dry

HSCC/FJHRA Millers Oils Historic Formula Junior Race A Classes A - C2
RACE 7 - LAP CHART - Silverstone - 19/20 May 2012

Lap 1			Lap 2			Lap 3			Lap 4			Lap 5		
No	Behind	Laptime	No	Behind	Laptime	No	Behind	Laptime	No	Behind	Laptime	No	Behind	Laptime
1		2:33.470	1		2:31.758	1		2:31.425	1		2:30.588	1		2:32.516
31	0.453	2:33.923	31	0.663	2:31.968	2	1.469	2:31.052	2	1.857	2:30.976	2	0.992	2:31.651
11	0.708	2:34.178	2	1.842	2:31.679	11	2.858	2:32.005	11	3.571	2:31.301	11	4.197	2:33.142
2	1.921	2:35.391	11	2.278	2:33.328	14	7.978	2:35.686	15	10.496	2:32.976	15	10.319	2:32.339
14	2.285	2:35.755	14	3.717	2:33.190	15	8.108	2:35.229	14	11.783	2:34.393	14	12.741	2:33.474
15	3.320	2:36.790	15	4.304	2:32.742	25	10.766	2:34.543	25	14.696	2:34.518	25	17.382	2:35.202
25	4.857	2:38.327	25	7.648	2:34.549	34	23.575	2:40.269	34	31.814	2:38.827	23	1 LAP	3:09.729
34	6.677	2:40.147	34	14.731	2:39.812	5	27.086	2:39.287	5	34.862	2:38.364	24	1 LAP	3:13.901
8	9.870	2:43.340	5	19.224	2:40.498	8	28.963	2:40.450	8	40.050	2:41.675	137	1 LAP	3:12.851
5	10.484	2:43.954	8	19.938	2:41.826	31	31.500	3:02.262P	10	57.707	2:47.441	34	37.651	2:38.353
10	14.917	2:48.387	10	27.253	2:44.094	10	40.854	2:45.026	37	1:11.045	2:46.098	5	40.748	2:38.402
68	21.169	2:54.639	68	38.404	2:48.993	37	55.535	2:46.242	68	1:13.823	2:48.200	8	47.518	2:39.984
26	23.307	2:56.777	26	40.465	2:48.916	68	56.211	2:49.232	26	1:18.358	2:50.756	10	1:14.326	2:49.135
37	24.141	2:57.611	37	40.718	2:48.335	26	58.190	2:49.150	49	1:18.482	2:49.388	37	1:23.724	2:45.195
41	24.637	2:58.107	99	42.493	2:49.017	49	59.682	2:47.675	19	1:40.001	2:50.905	68	1:28.440	2:47.133
49	24.937	2:58.407	41	42.609	2:49.730	41	1:05.982	2:54.798	20	1:41.274	2:51.364	49	1:33.975	2:48.009
99	25.234	2:58.704	49	43.432	2:50.253	19	1:19.684	2:50.871	48	1:44.688	2:52.328	26	1:35.893	2:50.051
27	28.891	3:02.361	27	53.289	2:56.156	20	1:20.498	2:57.774	27	1:51.528	2:59.870	19	1:56.125	2:48.640
20	29.566	3:03.036	20	54.149	2:56.341	27	1:22.246	3:00.382	47	1:51.720	2:52.820	20	1:57.338	2:48.580
28	31.674	3:05.144	28	57.792	2:57.876	48	1:22.948	2:53.726	28	1:52.209	2:57.577	48	2:00.726	2:48.554
7	32.456	3:05.926	18	59.736	2:57.436	28	1:25.220	2:58.853	29	1:52.973	2:56.106	47	2:06.420	2:47.216
18	34.058	3:07.528	19	1:00.238	2:56.965	18	1:26.528	2:58.217	18	1:54.212	2:58.272	28	2:16.497	2:56.804
48	34.790	3:08.260	48	1:00.647	2:57.615	29	1:27.455	2:51.873	16	2:01.714	2:56.848	29	2:17.311	2:56.854
19	35.031	3:08.501	29	1:07.007	2:57.139	47	1:29.488	2:49.846	7	2:02.921	2:55.983	18	2:19.341	2:57.645
58	38.263	3:11.733	58	1:08.627	3:02.122	16	1:35.454	2:57.992	58	2:27.655	3:21.406	27	2:20.048	3:01.036
16	40.602	3:14.072	16	1:08.887	3:00.043	58	1:36.837	2:59.635	35	2:32.395	2:44.999	16	2:23.000	2:53.802
29	41.626	3:15.096	7	1:09.760	3:09.062	7	1:37.526	2:59.191				7	2:24.815	2:54.410
137	44.990	3:18.460	47	1:11.067	2:51.932	23	2:11.125	3:13.587						
23	48.547	3:22.017	137	1:27.712	3:14.480	24	2:12.211	3:14.299						
24	48.910	3:22.380	23	1:28.963	3:12.174	137	2:14.732	3:18.445						
47	50.893	3:24.363	24	1:29.337	3:12.185	35	2:17.984	2:45.431						
35	1:50.581	4:24.051	35	2:03.978	2:45.155									

Weather/Track: Cloud/Dry

www.mstworld.com

Page 1 of 2

Silverstone
 Circuit Length = 3.640 miles.
 Start: 13:27 End: 13:47

Printed - 13:51 Sunday, 20 May 2012

HSCC/FJHRA Millers Oils Historic Formula Junior Race A Classes A - C2
RACE 7 - LAP CHART - Silverstone - 19/20 May 2012
 (contd.)

Lap 6			Lap 7			Lap 8			Lap 9			Lap 10		
No	Behind	Laptime	No	Behind	Laptime	No	Behind	Laptime	No	Behind	Laptime	No	Behind	Laptime
2		2:33.224	2		2:34.469	2		2:31.295						
11	2.997	2:33.016	29	1 LAP	2:51.932	47	1 LAP	2:49.109						
15	8.285	2:32.182	28	1 LAP	2:55.874	11	8.184	2:35.243						
35	1 LAP	2:44.283	11	4.236	2:35.708	15	8.940	2:33.187						
14	11.961	2:33.436	27	1 LAP	2:55.523	14	18.291	2:36.991						
25	18.329	2:35.163	15	7.048	2:33.232	29	1 LAP	2:51.141						
58	1 LAP	3:02.065	18	1 LAP	2:56.856	16	1 LAP	2:50.374						
34	43.840	2:40.405	16	1 LAP	2:53.229	28	1 LAP	2:55.467						
5	47.750	2:41.218	7	1 LAP	2:53.265	25	28.291	2:37.946						
23	1 LAP	3:09.453	14	12.595	2:35.103	7	1 LAP	2:50.300						
8	56.238	2:42.936	25	21.640	2:37.780	27	1 LAP	2:55.757						
24	1 LAP	3:09.894	35	1 LAP	2:49.888	35	1 LAP	2:56.134P						
137	1 LAP	3:10.105	58	1 LAP	2:57.816	18	1 LAP	3:16.843						
10	1:26.067	2:45.957	34	48.450	2:39.079	34	56.007	2:38.852						
37	1:34.268	2:44.760	5	51.476	2:38.195	5	56.731	2:36.550						
68	1:42.268	2:48.044	8	1:05.042	2:43.273	58	1 LAP	2:53.615						
49	1:42.450	2:42.691	23	1 LAP	3:09.681	8	1:14.357	2:40.610						
26	1:51.302	2:49.625	24	1 LAP	3:05.057	10	1:49.874	2:44.747						
19	2:10.595	2:48.686	137	1 LAP	3:09.539	37	2:00.171	2:48.165						
20	2:11.524	2:48.402	10	1:36.422	2:44.824	23	1 LAP	3:10.098						
48	2:15.517	2:49.007	37	1:43.301	2:43.502	49	2:07.076	2:45.703						
47	2:20.184	2:47.980	49	1:52.668	2:44.687	24	1 LAP	3:09.830						
			68	1:57.439	2:49.640	137	1 LAP	3:06.373						
			26	2:07.640	2:50.807	68	2:13.331	2:47.187						
			20	2:24.869	2:47.814	26	2:26.258	2:49.913						
			19	2:26.191	2:50.065	20	2:43.187	2:49.613						
			48	2:28.013	2:46.965	48	2:44.770	2:48.052						
						19	2:47.005	2:52.109						


Weather/Track: Cloud/Dry

HSCC/FJHRA Millers Oils Historic Formula Junior Race A Classes A - C2
RACE 7 - GRID - Silverstone - 19/20 May 2012

ROW
16
ROW
15
ROW
14
ROW
13
ROW
12
ROW
11
ROW
10
ROW
9
ROW
8
ROW
7
ROW
6
ROW
5
ROW
4
ROW
3
ROW
2
ROW
1

23	BISHOP	24	WALLER
137	SHEPPARD	7	RABAGLIATI
18	BULLING	27	DIXON **
58	WALLER	28	ASHLEY-BROWN **
19	BIEKENS	49	ROLT **
48	SPIEKER	99	JONES
41	FENICHEL	20	BARFORD
16	WRIGHT	26	DEXTER
68	STEELE	47	UTLEY **
10	DUFFY	37	OWEN
29	GRIMSHAW	35	COOK
8	RUSSELL	5	HALL
34	ELLINGWORTH	25	TART
15	GOODLIFF	11	MITCHAM
14	BESLEY **	2	WOODHOUSE
1	MILICEVIC	31	BARRIE

POLE



DRIVERS MARKED ** HAVE NO WORKING TRANSPONDER
Weather/Track: Cloud/Dry

Silverstone
 Circuit Length = 3.640 miles.
 Start: 08:58 End: 09:18

Clerk of the Course:		Timekeeper:
----------------------	--	-------------

HSCC/FJHRA Millers Oils Historic Formula Junior Race A Classes A - C2

RACE 7 - CLASSIFICATION - Silverstone - 19/20 May 2012

POS	NO	CL	DRIVER	NAT	CAR	TIME	LAPS	GAP	MPH	BEST
1	2	B2	Jack WOODHOUSE		Elva 100	20:19.737	8		74.93	2:30.976
2	11	B2	Brian MITCHAM		U2 Mk2	20:27.921	8	8.184	74.43	2:31.301
3	15	B2	Simon GOODLIFF		Lola Mk2	20:28.677	8	8.940	74.38	2:32.182
4	14	C2	Crispian BESLEY		Cooper T56	20:38.028	8	18.291	73.82	2:33.190
5	25	B2	Andrew TART		Bond FJ	20:48.028	8	28.291	73.23	2:34.518
6	34	B2	Richard ELLINGWORTH		Gemini Mk2	21:15.744	8	56.007	71.64	2:38.353
7	5	B1	David HALL		BMC MK1	21:16.468	8	56.731	71.60	2:36.550
8	8	B2	Gordon RUSSELL		Gemini MK2	21:34.094	8	1:14.357	70.62	2:39.984
9	10	B1	Gil DUFFY		Bond FJ	22:09.611	8	1:49.874	68.74	2:44.094
10	37	C2	James OWEN		Elva 200	22:19.908	8	2:00.171	68.21	2:43.502
11	49	C2	Phoebe ROLT		Elva 200	22:26.813	8	2:07.076	67.86	2:42.691
12	68	B2	Tony STEELE		Lola Mk2	22:33.068	8	2:13.331	67.55	2:47.133
13	26	B2	Roger DEXTER		Elva 100	22:45.995	8	2:26.258	66.91	2:48.916
14	20	A	Pat BARFORD		EFAC- Stanguellini	23:02.924	8	2:43.187	66.09	2:47.814
15	48	B2	Ned SPIEKER		Lola Mk2	23:04.507	8	2:44.770	66.01	2:46.965
16	19	A	Jan BIEKENS		Stanguellini FJ	23:06.742	8	2:47.005	65.91	2:48.640
17	47	C1	Richard UTLEY		Caravelle Mk1	20:23.266	7	1 LAP	65.35	2:47.216
18	29	B2	William GRIMSHAW		Moorland Mk1	20:40.141	7	1 LAP	64.46	2:51.141
19	16	A	Gordon WRIGHT		Stanguellini	20:46.360	7	1 LAP	64.14	2:50.374
20	28	A	Michael ASHLEY-BROWN		Volpini Monoposto	20:47.595	7	1 LAP	64.07	2:55.467
21	7	B2	Duncan RABAGLIATI		Alexis HF1	20:48.137	7	1 LAP	64.04	2:50.300
22	27	B2	Paul DIXON		Gemini Mk II	20:51.085	7	1 LAP	63.89	2:55.523
23	35	C2	Charles COOK		Envoy	21:09.941	7	1 LAP	62.94	2:44.283
24	18	B1	Stephen BULLING		Sadler FJ	21:12.797	7	1 LAP	62.80	2:56.856
25	58	B2	Ash WALLER		Sadler FJ	21:28.392	7	1 LAP	62.04	2:53.615
26	23	B2	David BISHOP		Elva 100	22:26.739	7	1 LAP	59.35	3:09.453
27	24	A	Mike WALLER		Hillwood Fiat	22:27.546	7	1 LAP	59.32	3:05.057
28	137	A	Martin SHEPPARD		Stanguellini	22:30.253	7	1 LAP	59.20	3:06.373

NOT CLASSIFIED

1	C2	Jon MILICEVIC	Lotus 18	12:39.757	5	D.N.F.	75.05	2:30.588
31	C2	Robert BARRIE	Lotus 18	8:08.153	3	D.N.F.	69.86	2:31.968
41	C2	Peter FENICHEL	Cooper T56	8:42.635	3	D.N.F.	65.25	2:49.730
99	B2	Simon JONES	Elva 100	5:47.721	2	D.N.F.	65.13	2:49.017

FASTEST LAP

1	C2	Jon MILICEVIC	Lotus 18	2:30.588	4	76.09mph	122.46kph
2	B2	Jack WOODHOUSE	Elva 100	2:30.976	4	75.89mph	122.14kph
5	B1	David HALL	BMC MK1	2:36.550	8	73.19mph	117.79kph
47	C1	Richard UTLEY	Caravelle Mk1	2:47.216	5	68.52mph	110.28kph
20	A	Pat BARFORD	EFAC- Stanguellini	2:47.814	7	68.28mph	109.89kph

Weather/Track: Cloud/Dry

These results are provisional until the conclusion of any judicial and technical matters.

Silverstone
Circuit Length = 3.640 miles.
Start: 13:27 End: 13:47

Clerk of the Course:

Timekeeper:

**HSCC/FJHRA Millers Oils Historic Formula Junior Race A Classes A - C2
RACE 7 - LAP ANALYSIS - Silverstone - 19/20 May 2012**

1	Jon MILICEVIC	Lotus 18
	1 - 2:33.470 2 - 2:31.758 3 - 2:31.425 4 - 2:30.588 5 - 2:32.516	
2	Jack WOODHOUSE	Elva 100
	1 - 2:35.391 6 - 2:33.224 2 - 2:31.679 7 - 2:34.469 3 - 2:31.052 8 - 2:31.295 4 - 2:30.976 5 - 2:31.651	
5	David HALL	BMC MK1
	1 - 2:43.954 6 - 2:41.218 2 - 2:40.498 7 - 2:38.195 3 - 2:39.287 8 - 2:36.550 4 - 2:38.364 5 - 2:38.402	
7	Duncan RABAGLIATI	Alexis HF1
	1 - 3:05.926 6 - 2:53.265 2 - 3:09.062 7 - 2:50.300 3 - 2:59.191 4 - 2:55.983 5 - 2:54.410	
8	Gordon RUSSELL	Gemini MK2
	1 - 2:43.340 6 - 2:42.936 2 - 2:41.826 7 - 2:43.273 3 - 2:40.450 8 - 2:40.610 4 - 2:41.675 5 - 2:39.984	
10	Gil DUFFY	Bond FJ
	1 - 2:48.387 6 - 2:45.957 2 - 2:44.094 7 - 2:44.824 3 - 2:45.026 8 - 2:44.747 4 - 2:47.441 5 - 2:49.135	

Weather/Track: Cloud/Dry

HSCC/FJHRA Millers Oils Historic Formula Junior Race A Classes A - C2
RACE 7 - LAP ANALYSIS - Silverstone - 19/20 May 2012
 (contd.)

11	Brian MITCHAM	U2 Mk2
1 -	2:34.178	6 - 2:33.016
2 -	2:33.328	7 - 2:35.708
3 -	2:32.005	8 - 2:35.243
4 -	2:31.301	
5 -	2:33.142	
14	Crispian BESLEY	Cooper T56
1 -	2:35.755	6 - 2:33.436
2 -	2:33.190	7 - 2:35.103
3 -	2:35.686	8 - 2:36.991
4 -	2:34.393	
5 -	2:33.474	
15	Simon GOODLIFF	Lola Mk2
1 -	2:36.790	6 - 2:32.182
2 -	2:32.742	7 - 2:33.232
3 -	2:35.229	8 - 2:33.187
4 -	2:32.976	
5 -	2:32.339	
16	Gordon WRIGHT	Stanguellini
1 -	3:14.072	6 - 2:53.229
2 -	3:00.043	7 - 2:50.374
3 -	2:57.992	
4 -	2:56.848	
5 -	2:53.802	
18	Stephen BULLING	Sadler FJ
1 -	3:07.528	6 - 2:56.856
2 -	2:57.436	7 - 3:16.843
3 -	2:58.217	
4 -	2:58.272	
5 -	2:57.645	
19	Jan BIEKENS	Stanguellini FJ
1 -	3:08.501	6 - 2:48.686
2 -	2:56.965	7 - 2:50.065
3 -	2:50.871	8 - 2:52.109
4 -	2:50.905	
5 -	2:48.640	

Weather/Track: Cloud/Dry

HSCC/FJHRA Millers Oils Historic Formula Junior Race A Classes A - C2
RACE 7 - LAP ANALYSIS - Silverstone - 19/20 May 2012
 (contd.)

20	Pat BARFORD	EFAC- Stanguellini
1 -	3:03.036	6 - 2:48.402
2 -	2:56.341	7 - 2:47.814
3 -	2:57.774	8 - 2:49.613
4 -	2:51.364	
5 -	2:48.580	
23	David BISHOP	Elva 100
1 -	3:22.017	6 - 3:09.681
2 -	3:12.174	7 - 3:10.098
3 -	3:13.587	
4 -	3:09.729	
5 -	3:09.453	
24	Mike WALLER	Hillwood Fiat
1 -	3:22.380	6 - 3:05.057
2 -	3:12.185	7 - 3:09.830
3 -	3:14.299	
4 -	3:13.901	
5 -	3:09.894	
25	Andrew TART	Bond FJ
1 -	2:38.327	6 - 2:35.163
2 -	2:34.549	7 - 2:37.780
3 -	2:34.543	8 - 2:37.946
4 -	2:34.518	
5 -	2:35.202	
26	Roger DEXTER	Elva 100
1 -	2:56.777	6 - 2:49.625
2 -	2:48.916	7 - 2:50.807
3 -	2:49.150	8 - 2:49.913
4 -	2:50.756	
5 -	2:50.051	
27	Paul DIXON	Gemini Mk II
1 -	3:02.361	6 - 2:55.523
2 -	2:56.156	7 - 2:55.757
3 -	3:00.382	
4 -	2:59.870	
5 -	3:01.036	

Weather/Track: Cloud/Dry

HSCC/FJHRA Millers Oils Historic Formula Junior Race A Classes A - C2
RACE 7 - LAP ANALYSIS - Silverstone - 19/20 May 2012
 (contd.)

28	Michael ASHLEY-BROWN	Volpini Monoposto
1 -	3:05.144	6 - 2:55.874
2 -	2:57.876	7 - 2:55.467
3 -	2:58.853	
4 -	2:57.577	
5 -	2:56.804	
29	William GRIMSHAW	Moorland Mk1
1 -	3:15.096	6 - 2:51.932
2 -	2:57.139	7 - 2:51.141
3 -	2:51.873	
4 -	2:56.106	
5 -	2:56.854	
31	Robert BARRIE	Lotus 18
1 -	2:33.923	
2 -	2:31.968	
3 -	3:02.262P	
34	Richard ELLINGWORTH	Gemini Mk2
1 -	2:40.147	6 - 2:40.405
2 -	2:39.812	7 - 2:39.079
3 -	2:40.269	8 - 2:38.852
4 -	2:38.827	
5 -	2:38.353	
35	Charles COOK	Envoy
1 -	4:24.051	6 - 2:49.888
2 -	2:45.155	7 - 2:56.134P
3 -	2:45.431	
4 -	2:44.999	
5 -	2:44.283	
37	James OWEN	Elva 200
1 -	2:57.611	6 - 2:44.760
2 -	2:48.335	7 - 2:43.502
3 -	2:46.242	8 - 2:48.165
4 -	2:46.098	
5 -	2:45.195	

Weather/Track: Cloud/Dry

www.mstworld.com

Page 4 of 6

Silverstone
 Circuit Length = 3.640 miles.
 Start: 13:27 End: 13:47
 Printed - 13:52 Sunday, 20 May 2012

HSCC/FJHRA Millers Oils Historic Formula Junior Race A Classes A - C2
RACE 7 - LAP ANALYSIS - Silverstone - 19/20 May 2012
 (contd.)

41	Peter FENICHEL	Cooper T56
1 - 2:58.107 2 - 2:49.730 3 - 2:54.798		
47	Richard UTLEY	Caravelle Mk1
1 - 3:24.363 6 - 2:47.980 2 - 2:51.932 7 - 2:49.109 3 - 2:49.846 4 - 2:52.820 5 - 2:47.216		
48	Ned SPIEKER	Lola Mk2
1 - 3:08.260 6 - 2:49.007 2 - 2:57.615 7 - 2:46.965 3 - 2:53.726 8 - 2:48.052 4 - 2:52.328 5 - 2:48.554		
49	Phoebe ROLT	Elva 200
1 - 2:58.407 6 - 2:42.691 2 - 2:50.253 7 - 2:44.687 3 - 2:47.675 8 - 2:45.703 4 - 2:49.388 5 - 2:48.009		
58	Ash WALLER	Sadler FJ
1 - 3:11.733 6 - 2:57.816 2 - 3:02.122 7 - 2:53.615 3 - 2:59.635 4 - 3:21.406 5 - 3:02.065		
68	Tony STEELE	Lola Mk2
1 - 2:54.639 6 - 2:48.044 2 - 2:48.993 7 - 2:49.640 3 - 2:49.232 8 - 2:47.187 4 - 2:48.200 5 - 2:47.133		

Weather/Track: Cloud/Dry

HSCC/FJHRA Millers Oils Historic Formula Junior Race A Classes A - C2
RACE 7 - LAP ANALYSIS - Silverstone - 19/20 May 2012
(contd.)

99	Simon JONES	Elva 100
1 - 2:58.704 2 - 2:49.017		
137	Martin SHEPPARD	Stanguellini
1 - 3:18.460 6 - 3:09.539 2 - 3:14.480 7 - 3:06.373 3 - 3:18.445 4 - 3:12.851 5 - 3:10.105		

Weather/Track: Cloud/Dry

www.mstworld.com

Page 6 of 6

Silverstone
Circuit Length = 3.640 miles.
Start: 13:27 End: 13:47
Printed - 13:52 Sunday, 20 May 2012

HSCC/FJHRA Millers Oils Historic Formula Junior Race B Classes D1 - H

RACE 9 - QUALIFYING - Silverstone - 19/20 May 2012

POS	NO	CL	DRIVER	NAT	CAR	TIME	LAPS	GAP	MPH
1	70	E1	David METHLEY		Brabham BT6	2:21.701	10		80.86
2	53	E1	Sam WILSON **		Cooper T59	2:21.814	6	0.113	80.80
3	1	E1	Jon MILICEVIC		Cooper T59	2:22.097	6	0.396	80.64
4	79	E1	Andrew HIBBERD		Lotus 22	2:22.369	9	0.668	80.48
5	51	E1	Michael HIBBERD		Lotus 27	2:22.664	5	0.963	80.32
6	68	E1	James MURRAY		Lola Mk5A	2:22.860	10	1.159	80.21
7	91	E1	Jonathon HUGHES		Brabham BT6	2:22.968	10	1.267	80.14
8	75	E2	Pete MORTON		Lightning Envoyette	2:23.354	9	1.653	79.93
9	80	E1	Nicholas FENNELL		Lotus 27	2:25.350	9	3.649	78.83
10	84	E1	Mark WOODHOUSE		Lotus 20/22	2:25.700	9	3.999	78.64
11	61	E1	Simon DIFFEY		Lotus 20	2:26.489	9	4.788	78.22
12	78	E1	Will SCHRYVER		Lotus 27	2:27.455	6	5.754	77.71
13	77	E1	Steve SMITH		Cooper T59	2:28.023	9	6.322	77.41
14	57	E1	John SYKES		Merlyn Mk5/7	2:28.991	9	7.290	76.90
15	87	D2	Andrew WILKINSON		Lynx T3	2:29.062	9	7.361	76.87
16	73	E1	Peter ANSTISS		Lotus 20/22	2:29.621	9	7.920	76.58
17	58	E1	Richard SMEETON		Lotus 22	2:29.849	9	8.148	76.46
18	67	E1	Anthony BINNINGTON		Cooper T67	2:30.777	9	9.076	75.99
19	85	D2	John CHISHOLM		Gemini Mk 3A	2:31.384	5	9.683	75.69
20	66	D2	Alex MORTON		Ausper T3	2:34.448	9	12.747	74.19
21	88	E1	Kim SHEARN		Lotus 20/22	2:34.601	9	12.900	74.11
22	72	E1	John DOWSON		Brabham BT2	2:35.230	9	13.529	73.81
23	69	E1	Andrew TURVEY		Lola Mk5A	2:37.050	8	15.349	72.96
24	92	D2	Jarrah VENABLES **		Nota 38	2:37.602	7	15.901	72.70
25	8	D2	Lance WHITEHEAD		Lotus 20	2:37.722	8	16.021	72.65
26	59	D2	David HALL		BMC Mk2	2:42.735	8	21.034	70.41
27	82	E1	Jimmy YOUNG		Lotus 22	2:43.741	8	22.040	69.98
28	95	D2	Anthony GODDARD		Tojeiro FJ	2:44.154	8	22.453	69.80
29	65	E1	Linden BRAND		Lotus 22	2:45.564	2	23.863	69.21
30	81	D2	Stephen FUTTER		Lotus 20	2:47.435	8	25.734	68.43
31	86	E2	Steve JONES		Cooper T67	2:55.597	2	33.896	65.25
32	56	E1	Vern WILLIAMSON		Ausper T4	2:55.854	6	34.153	65.16
33	96	E2	Malcolm WISHART		Cooper T65	2:57.402	8	35.701	64.59
34	71	D2	Andrew THORPE		Lotus 20	2:58.520	7	36.819	64.18
35	83	E1	Ned SPIEKER		Brabham BT6	3:02.640	3	40.939	62.74
36	97	E1	Sharon ADELMAN		Brabham BT6	3:09.099	7	47.398	60.59

DRIVERS MARKED ** HAVE NO WORKING TRANSPONDER
Weather/Track: Cloud/Dry

Silverstone
Circuit Length = 3.640 miles.
Start: 09:26 End: 09:46

Clerk of the Course:		Timekeeper:
----------------------	--	-------------

HSCC/FJHRA Millers Oils Historic Formula Junior Race B Classes D1 - H

RACE 9 - GRID - Silverstone - 19/20 May 2012

ROW
18
ROW
17
ROW
16
ROW
15
ROW
14
ROW
13
ROW
12
ROW
11
ROW
10
ROW
9
ROW
8
ROW
7
ROW
6
ROW
5
ROW
4
ROW
3
ROW
2
ROW
1

97	ADELMAN	83	SPIEKER
71	THORPE	96	WISHART
56	WILLIAMSON	86	JONES
81	FUTTER	65	BRAND
95	GODDARD	82	YOUNG
59	HALL	8	WHITEHEAD
92	VENABLES **	69	TURVEY
72	DOWSON	88	SHEARN
66	MORTON	85	CHISHOLM
67	BINNINGTON	58	SMEETON
73	ANSTISS	87	WILKINSON
57	SYKES	77	SMITH
78	SCHRYVER	61	DIFFEY
84	WOODHOUSE	80	FENNELL
75	MORTON	91	HUGHES
68	MURRAY	51	HIBBERD
79	HIBBERD	1	MILICEVIC
53	WILSON **	70	METHLEY

POLE

DRIVERS MARKED ** HAVE NO WORKING TRANSPONDER
Weather/Track: Cloud/Dry

Silverstone
Circuit Length = 3.640 miles.
Start: 09:26 End: 09:46

Clerk of the Course:

Timekeeper:

**HSCC/FJHRA Millers Oils Historic Formula Junior Race B Classes D1 - H
RACE 9 - QUALIFYING LAP ANALYSIS - Silverstone - 19/20 May 2012**

1	Jon MILICEVIC	Cooper T59
1 -	X:00.000	6 - 2:41.457P
2 -	2:22.440	
3 -	2:22.874	
4 -	2:22.097	
5 -	2:22.229	
8	Lance WHITEHEAD	Lotus 20
1 -	7:39.097	6 - 2:40.845
2 -	3:01.346	7 - 2:38.842
3 -	2:46.762	8 - 2:37.722
4 -	2:43.648	
5 -	2:40.830	
51	Michael HIBBERD	Lotus 27
1 -	7:06.221	
2 -	2:30.742	
3 -	2:28.382	
4 -	2:22.664	
5 -	2:24.179	
53	Sam WILSON **	Cooper T59
1 -	X:00.000	6 - 2:39.923P
2 -	2:21.814	
3 -	2:22.892	
4 -	2:21.935	
5 -	2:21.819	
56	Vern WILLIAMSON	Ausper T4
1 -	7:29.184	6 - 4:01.489P
2 -	3:11.881	
3 -	2:55.854	
4 -	3:17.002	
5 -	3:28.188	
57	John SYKES	Merlyn Mk5/7
1 -	7:38.833	6 - 2:31.284
2 -	2:45.778	7 - 2:29.801
3 -	2:30.757	8 - 2:28.991
4 -	2:32.501	9 - 2:29.555
5 -	2:29.616	

DRIVERS MARKED ** HAVE NO WORKING TRANSPONDER
Weather/Track: Cloud/Dry

HSCC/FJHRA Millers Oils Historic Formula Junior Race B Classes D1 - H
RACE 9 - QUALIFYING LAP ANALYSIS - Silverstone - 19/20 May 2012
 (contd.)

58	Richard SMEETON	Lotus 22
1 -	7:39.404	6 - 2:33.580
2 -	2:50.921	7 - 2:31.410
3 -	2:36.906	8 - 2:31.894
4 -	2:33.428	9 - 2:29.849
5 -	2:34.838	
59	David HALL	BMC Mk2
1 -	9:33.868	6 - 2:45.124
2 -	2:55.626	7 - 2:42.735
3 -	2:47.311	8 - 2:45.741
4 -	2:45.348	
5 -	2:47.745	
61	Simon DIFFEY	Lotus 20
1 -	7:21.090	6 - 2:29.569
2 -	2:35.750	7 - 2:26.629
3 -	2:31.956	8 - 2:26.489
4 -	2:27.942	9 - 2:26.600
5 -	2:27.994	
65	Linden BRAND	Lotus 22
1 -	7:24.486	
2 -	2:45.564	
66	Alex MORTON	Ausper T3
1 -	7:33.060	6 - 2:38.139
2 -	2:58.565	7 - 2:34.448
3 -	2:41.724	8 - 2:35.124
4 -	2:41.532	9 - 2:36.371
5 -	2:37.840	
67	Anthony BINNINGTON	Cooper T67
1 -	7:18.021	6 - 2:36.312
2 -	2:52.647	7 - 2:33.176
3 -	2:45.089	8 - 2:31.361
4 -	2:44.245	9 - 2:30.777
5 -	2:41.929	

DRIVERS MARKED ** HAVE NO WORKING TRANSPONDER
 Weather/Track: Cloud/Dry

HSCC/FJHRA Millers Oils Historic Formula Junior Race B Classes D1 - H
RACE 9 - QUALIFYING LAP ANALYSIS - Silverstone - 19/20 May 2012
 (contd.)

68	James MURRAY	Lola Mk5A
1 -	7:11.433	6 - 2:22.990
2 -	2:28.252	7 - 2:27.725
3 -	2:24.847	8 - 2:25.437
4 -	2:22.860	9 - 2:25.011
5 -	2:23.683	10 - 2:26.465
69	Andrew TURVEY	Lola Mk5A
1 -	7:33.887	6 - 2:44.327
2 -	3:00.294	7 - 2:39.341
3 -	2:51.239	8 - 2:37.050
4 -	2:42.467	
5 -	2:41.305	
70	David METHLEY	Brabham BT6
1 -	7:19.673	6 - 2:22.187
2 -	2:29.288	7 - 2:21.813
3 -	2:24.129	8 - 2:23.514
4 -	2:23.293	9 - 2:21.701
5 -	2:23.732	10 - 2:23.294
71	Andrew THORPE	Lotus 20
1 -	7:53.536	6 - 2:58.520
2 -	3:22.883	7 - 3:03.168
3 -	3:11.892	
4 -	3:07.063	
5 -	3:05.054	
72	John DOWSON	Brabham BT2
1 -	7:31.231	6 - 2:45.755
2 -	2:58.882	7 - 2:38.624
3 -	2:42.441	8 - 2:35.230
4 -	2:40.430	9 - 2:37.069
5 -	2:39.358	
73	Peter ANSTISS	Lotus 20/22
1 -	7:12.625	6 - 2:30.455
2 -	2:45.905	7 - 2:30.965
3 -	2:34.196	8 - 2:29.621
4 -	2:30.999	9 - 2:30.287
5 -	2:30.305	

DRIVERS MARKED ** HAVE NO WORKING TRANSPONDER
Weather/Track: Cloud/Dry

HSCC/FJHRA Millers Oils Historic Formula Junior Race B Classes D1 - H
RACE 9 - QUALIFYING LAP ANALYSIS - Silverstone - 19/20 May 2012
 (contd.)

75	Pete MORTON	Lightning Envoyette
1 -	7:12.461	6 - 2:26.427
2 -	2:33.135	7 - 2:28.712
3 -	2:27.896	8 - 2:31.845
4 -	2:24.580	9 - 2:23.354
5 -	2:23.538	
77	Steve SMITH	Cooper T59
1 -	7:22.800	6 - 2:30.263
2 -	2:35.918	7 - 2:28.464
3 -	2:31.948	8 - 2:30.041
4 -	2:32.585	9 - 2:28.023
5 -	2:31.053	
78	Will SCHRYVER	Lotus 27
1 -	7:21.919	6 - 2:29.458
2 -	2:35.987	
3 -	2:30.566	
4 -	2:27.455	
5 -	2:28.579	
79	Andrew HIBBERD	Lotus 22
1 -	7:13.539P	6 - 2:23.403
2 -	4:00.462	7 - 2:26.296
3 -	2:23.286	8 - 2:22.557
4 -	2:28.856	9 - 2:22.369
5 -	2:23.671	
80	Nicholas FENNELL	Lotus 27
1 -	7:05.773	6 - 2:26.503
2 -	2:35.279	7 - 2:29.199
3 -	2:27.771	8 - 2:27.651
4 -	2:25.968	9 - 2:25.350
5 -	2:26.680	
81	Stephen FUTTER	Lotus 20
1 -	7:37.884	6 - 2:51.427
2 -	3:00.389	7 - 2:48.944
3 -	2:55.884	8 - 2:47.435
4 -	2:54.647	
5 -	2:54.580	

DRIVERS MARKED ** HAVE NO WORKING TRANSPONDER
Weather/Track: Cloud/Dry

HSCC/FJHRA Millers Oils Historic Formula Junior Race B Classes D1 - H
RACE 9 - QUALIFYING LAP ANALYSIS - Silverstone - 19/20 May 2012
 (contd.)

82	Jimmy YOUNG	Lotus 22
1 -	7:40.650	6 - 2:46.769
2 -	3:00.018	7 - 2:45.220
3 -	2:47.578	8 - 2:43.741
4 -	2:45.731	
5 -	2:46.649	
83	Ned SPIEKER	Brabham BT6
1 -	X:00.000	
2 -	3:02.640	
3 -	3:06.685P	
84	Mark WOODHOUSE	Lotus 20/22
1 -	7:09.333	6 - 2:28.688
2 -	2:33.596	7 - 2:28.895
3 -	2:28.713	8 - 2:26.300
4 -	2:29.794	9 - 2:25.700
5 -	2:29.690	
85	John CHISHOLM	Gemini Mk 3A
1 -	7:16.813	
2 -	2:36.363	
3 -	2:31.384	
4 -	2:34.556	
5 -	2:31.903	
86	Steve JONES	Cooper T67
1 -	7:36.830	
2 -	2:55.597	
87	Andrew WILKINSON	Lynx T3
1 -	7:37.416	6 - 2:31.028
2 -	2:44.410	7 - 2:30.334
3 -	2:33.326	8 - 2:29.062
4 -	2:32.084	9 - 2:29.479
5 -	2:29.793	

DRIVERS MARKED ** HAVE NO WORKING TRANSPONDER
 Weather/Track: Cloud/Dry

HSCC/FJHRA Millers Oils Historic Formula Junior Race B Classes D1 - H
RACE 9 - QUALIFYING LAP ANALYSIS - Silverstone - 19/20 May 2012
 (contd.)

88	Kim SHEARN	Lotus 20/22
1 -	7:37.426	6 - 2:36.534
2 -	2:57.633	7 - 2:35.413
3 -	2:39.298	8 - 2:34.601
4 -	2:40.320	9 - 2:37.348
5 -	2:37.748	
91	Jonathon HUGHES	Brabham BT6
1 -	7:08.210	6 - 2:22.968
2 -	2:29.298	7 - 2:25.789
3 -	2:25.231	8 - 2:24.631
4 -	2:23.448	9 - 2:25.768
5 -	2:26.680	10 - 2:44.274
92	Jarrah VENABLES **	Nota 38
1 -	X:00.000	6 - 2:39.601
2 -	2:48.527	7 - 2:37.602
3 -	2:54.544P	
4 -	4:17.768	
5 -	2:38.319	
95	Anthony GODDARD	Tojeiro FJ
1 -	7:42.724	6 - 2:47.466
2 -	2:58.659	7 - 2:44.830
3 -	2:47.663	8 - 2:44.154
4 -	2:48.972	
5 -	2:44.434	
96	Malcolm WISHART	Cooper T65
1 -	7:19.905	6 - 3:00.956
2 -	3:30.422	7 - 2:57.402
3 -	3:05.597	8 - 3:00.598
4 -	3:06.599	
5 -	3:08.082	
97	Sharon ADELMAN	Brabham BT6
1 -	7:49.549	6 - 3:15.093
2 -	3:26.284	7 - 3:09.099
3 -	3:16.851	
4 -	3:27.805	
5 -	3:15.368	

DRIVERS MARKED ** HAVE NO WORKING TRANSPONDER
 Weather/Track: Cloud/Dry

HSCC/FJHRA Millers Oils Historic Formula Junior Race B Classes D1 - H

RACE 9 - CLASSIFICATION - Silverstone - 19/20 May 2012

POS	NO	CL	DRIVER	NAT	CAR	TIME	LAPS	GAP	MPH	BEST
1	1	E1	Jon MILICEVIC		Cooper T59	21:20.637	9		80.31	2:21.367
2	53	E1	Sam WILSON		Cooper T59	21:21.673	9	1.036	80.25	2:20.869
3	91	E1	Jonathon HUGHES		Brabham BT6	21:40.537	9	19.900	79.09	2:23.381
4	70	E1	David METHLEY		Brabham BT6	21:43.377	9	22.740	78.91	2:22.386
5	79	E1	Andrew HIBBERD		Lotus 22	21:44.059	9	23.422	78.87	2:22.891
6	51	E1	Michael HIBBERD		Lotus 27	21:50.980	9	30.343	78.46	2:22.856
7	84	E1	Mark WOODHOUSE		Lotus 20/22	22:03.532	9	42.895	77.71	2:25.132
8	80	E1	Nicholas FENNELL		Lotus 27	22:03.702	9	43.065	77.70	2:25.014
9	75	E2	Pete MORTON		Lightning Envoyette	22:08.895	9	48.258	77.40	2:23.736
10	77	E1	Steve SMITH		Cooper T59	22:11.282	9	50.645	77.26	2:25.977
11	61	E1	Simon DIFFEY		Lotus 20	22:11.844	9	51.207	77.23	2:25.910
12	87	D2	Andrew WILKINSON		Lynx T3	22:33.654	9	1:13.017	75.98	2:28.783
13	73	E1	Peter ANSTISS		Lotus 20/22	22:35.294	9	1:14.657	75.89	2:28.715
14	58	E1	Richard SMEETON		Lotus 22	22:40.523	9	1:19.886	75.60	2:29.118
15	57	E1	John SYKES		Merlyn Mk5/7	22:47.037	9	1:26.400	75.24	2:28.645
16	67	E1	Anthony BINNINGTON		Cooper T67	23:11.414	9	1:50.777	73.92	2:31.803
17	86	E1	Steve JONES		Cooper T67	23:24.065	9	2:03.428	73.25	2:32.552
18	66	D2	Alex MORTON		Ausper T3	23:25.878	9	2:05.241	73.16	2:34.032
19	88	E1	Kim SHEARN		Lotus 20/22	23:25.880	9	2:05.243	73.16	2:33.944
20	65	E1	Linden BRAND		Lotus 22	23:35.268	9	2:14.631	72.67	2:31.983
21	72	E1	John DOWSON		Brabham BT2	23:42.258	9	2:21.621	72.32	2:35.614
22	8	D2	Lance WHITEHEAD		Lotus 20	23:49.270	9	2:28.633	71.96	2:35.980
23	92	D2	Jarrah VENABLES		Nota 38	24:01.114	9	2:40.477	71.37	2:34.735
24	69	E1	Andrew TURVEY		Lola Mk5A	21:27.547	8	1 LAP	70.98	2:38.929
25	95	D2	Anthony GODDARD		Tojeiro FJ	21:50.598	8	1 LAP	69.73	2:41.744
26	83	E1	Ned SPIEKER		Brabham BT6	21:53.480	8	1 LAP	69.58	2:41.735
27	59	D1	David HALL **		BMC Mk2	21:54.135	8	1 LAP	69.55	2:42.289
28	82	E1	Jimmy YOUNG		Lotus 22	22:11.048	8	1 LAP	68.66	2:41.130
29	81	D2	Stephen FUTTER		Lotus 20	22:14.395	8	1 LAP	68.49	2:41.071
30	71	D2	Andrew THORPE		Lotus 20	23:58.813	8	1 LAP	63.52	2:55.437
31	96	E2	Malcolm WISHART		Cooper T65	24:13.608	8	1 LAP	62.87	2:57.593
32	97	E1	Sharon ADELMAN		Brabham BT6	22:45.186	7	2 LAPS	58.55	3:03.348

NOT CLASSIFIED

56	E1	Vern WILLIAMSON	Ausper T4	22:13.273	6	N.C.F.	51.36	3:35.151
68	E1	James MURRAY	Lola Mk5A	12:19.547	5	D.N.F.	77.10	2:23.402
78	E1	Will SCHRYVER	Lotus 27	22:07.579	5	N.C.F.	42.95	2:30.680

FASTEST LAP

53	E1	Sam WILSON	Cooper T59	2:20.869	4	81.34mph	130.91kph
75	E2	Pete MORTON	Lightning Envoyette	2:23.736	2	79.72mph	128.29kph
87	D2	Andrew WILKINSON	Lynx T3	2:28.783	9	77.01mph	123.94kph
59	D1	David HALL **	BMC Mk2	2:42.289	3	70.60mph	113.63kph

** CAR HAS NO WORKING TRANSPONDER

Weather/Track: Cloud/Dry

These results are provisional until the conclusion of any judicial and technical matters.

Silverstone

Circuit Length = 3.640 miles.

Start: 14:41 End: 15:02

Clerk of the Course:	Timekeeper:
----------------------	-------------

**HSCC/FJHRA Millers Oils Historic Formula Junior Race B Classes D1 - H
RACE 9 - LAP ANALYSIS - Silverstone - 19/20 May 2012**

1	Jon MILICEVIC	Cooper T59
1 -	2:24.246	6 - 2:22.193
2 -	2:22.283	7 - 2:22.074
3 -	2:22.130	8 - 2:22.188
4 -	2:21.367	9 - 2:22.250
5 -	2:21.906	
8	Lance WHITEHEAD	Lotus 20
1 -	2:50.173	6 - 2:35.980
2 -	2:37.665	7 - 2:38.113
3 -	2:39.184	8 - 2:36.695
4 -	2:37.074	9 - 2:38.184
5 -	2:36.202	
51	Michael HIBBERD	Lotus 27
1 -	2:28.117	6 - 2:25.728
2 -	2:22.856	7 - 2:25.104
3 -	2:24.345	8 - 2:27.269
4 -	2:26.137	9 - 2:26.643
5 -	2:24.781	
53	Sam WILSON	Cooper T59
1 -	2:25.375	6 - 2:22.780
2 -	2:21.904	7 - 2:21.884
3 -	2:22.315	8 - 2:22.343
4 -	2:20.869	9 - 2:22.410
5 -	2:21.793	
56	Vern WILLIAMSON	Ausper T4
1 -	3:40.345P	6 - 3:35.872
2 -	4:04.079	
3 -	3:39.624	
4 -	3:35.151	
5 -	3:38.202	
57	John SYKES	Merlyn Mk5/7
1 -	2:35.130	6 - 2:30.399
2 -	2:30.590	7 - 2:30.181
3 -	2:29.233	8 - 2:29.393
4 -	2:30.457	9 - 2:43.009P
5 -	2:28.645	

**** CAR HAS NO WORKING TRANSPONDER
Weather/Track: Cloud/Dry**

HSCC/FJHRA Millers Oils Historic Formula Junior Race B Classes D1 - H
RACE 9 - LAP ANALYSIS - Silverstone - 19/20 May 2012
 (contd.)

58	Richard SMEETON	Lotus 22
1 -	2:34.054	6 - 2:31.993
2 -	2:31.956	7 - 2:32.472
3 -	2:31.743	8 - 2:29.221
4 -	2:29.885	9 - 2:30.081
5 -	2:29.118	
59	David HALL **	BMC Mk2
1 -	2:49.339	6 - 2:43.566
2 -	2:43.318	7 - 2:43.859
3 -	2:42.289	8 - 2:44.650
4 -	2:43.962	
5 -	2:43.152	
61	Simon DIFFEY	Lotus 20
1 -	2:31.809	6 - 2:27.964
2 -	2:27.362	7 - 2:27.607
3 -	2:28.328	8 - 2:26.468
4 -	2:28.823	9 - 2:25.910
5 -	2:27.573	
65	Linden BRAND	Lotus 22
1 -	2:44.508	6 - 2:33.363
2 -	2:35.186	7 - 2:32.575
3 -	2:35.819	8 - 2:32.065
4 -	2:33.937	9 - 2:55.832
5 -	2:31.983	
66	Alex MORTON	Ausper T3
1 -	2:42.089	6 - 2:34.401
2 -	2:36.632	7 - 2:34.202
3 -	2:38.429	8 - 2:34.634
4 -	2:35.937	9 - 2:34.032
5 -	2:35.522	
67	Anthony BINNINGTON	Cooper T67
1 -	2:39.006	6 - 2:33.559
2 -	2:33.488	7 - 2:33.096
3 -	2:35.180	8 - 2:32.823
4 -	2:37.227	9 - 2:31.803
5 -	2:35.232	

**** CAR HAS NO WORKING TRANSPONDER**
Weather/Track: Cloud/Dry

HSCC/FJHRA Millers Oils Historic Formula Junior Race B Classes D1 - H
RACE 9 - LAP ANALYSIS - Silverstone - 19/20 May 2012
 (contd.)

68	James MURRAY	Lola Mk5A
1 - 2:29.461 2 - 2:23.402 3 - 2:23.807 4 - 2:25.155 5 - 2:37.722P		
69	Andrew TURVEY	Lola Mk5A
1 - 2:42.754 6 - 2:40.829 2 - 2:39.055 7 - 2:42.058 3 - 2:39.638 8 - 2:44.630 4 - 2:38.929 5 - 2:39.654		
70	David METHLEY	Brabham BT6
1 - 2:26.320 6 - 2:23.637 2 - 2:29.122 7 - 2:22.469 3 - 2:24.528 8 - 2:22.386 4 - 2:24.961 9 - 2:24.361 5 - 2:25.593		
71	Andrew THORPE	Lotus 20
1 - 3:13.680 6 - 2:57.187 2 - 2:58.307 7 - 2:59.876 3 - 2:58.005 8 - 2:55.437 4 - 2:59.022 5 - 2:57.299		
72	John DOWSON	Brabham BT2
1 - 2:46.432 6 - 2:37.060 2 - 2:37.127 7 - 2:35.614 3 - 2:38.437 8 - 2:36.056 4 - 2:37.899 9 - 2:37.361 5 - 2:36.272		
73	Peter ANSTISS	Lotus 20/22
1 - 2:36.505 6 - 2:29.955 2 - 2:30.355 7 - 2:29.620 3 - 2:31.120 8 - 2:28.715 4 - 2:30.106 9 - 2:30.023 5 - 2:28.895		

**** CAR HAS NO WORKING TRANSPONDER**
Weather/Track: Cloud/Dry

HSCC/FJHRA Millers Oils Historic Formula Junior Race B Classes D1 - H
RACE 9 - LAP ANALYSIS - Silverstone - 19/20 May 2012
 (contd.)

75	Pete MORTON	Lightning Envoyette
1 -	2:28.472	6 - 2:24.726
2 -	2:23.736	7 - 2:26.854
3 -	2:24.090	8 - 2:24.078
4 -	2:46.314	9 - 2:25.828
5 -	2:24.797	
77	Steve SMITH	Cooper T59
1 -	2:31.064	6 - 2:28.177
2 -	2:27.605	7 - 2:27.694
3 -	2:28.017	8 - 2:25.977
4 -	2:29.289	9 - 2:26.069
5 -	2:27.390	
78	Will SCHRYVER	Lotus 27
1 -	3:19.414P	
2 -	X:00.000	
3 -	2:31.147	
4 -	2:30.680	
5 -	2:36.899P	
79	Andrew HIBBERD	Lotus 22
1 -	2:28.376	6 - 2:24.538
2 -	2:23.337	7 - 2:22.891
3 -	2:24.629	8 - 2:23.983
4 -	2:27.214	9 - 2:25.805
5 -	2:23.286	
80	Nicholas FENNELL	Lotus 27
1 -	2:29.728	6 - 2:27.768
2 -	2:25.014	7 - 2:26.521
3 -	2:26.186	8 - 2:26.593
4 -	2:26.469	9 - 2:28.468
5 -	2:26.955	
81	Stephen FUTTER	Lotus 20
1 -	2:49.369	6 - 2:42.465
2 -	2:41.071	7 - 2:56.855
3 -	2:42.864	8 - 2:56.596
4 -	2:43.249	
5 -	2:41.926	

**** CAR HAS NO WORKING TRANSPONDER**
Weather/Track: Cloud/Dry

HSCC/FJHRA Millers Oils Historic Formula Junior Race B Classes D1 - H
RACE 9 - LAP ANALYSIS - Silverstone - 19/20 May 2012
 (contd.)

82	Jimmy YOUNG	Lotus 22
1 -	2:51.061	6 - 2:43.476
2 -	2:52.204	7 - 2:43.436
3 -	2:50.059	8 - 2:45.771
4 -	2:43.911	
5 -	2:41.130	
83	Ned SPIEKER	Brabham BT6
1 -	2:52.121	6 - 2:42.405
2 -	2:42.253	7 - 2:46.499
3 -	2:41.735	8 - 2:44.715
4 -	2:41.761	
5 -	2:41.991	
84	Mark WOODHOUSE	Lotus 20/22
1 -	2:29.937	6 - 2:27.412
2 -	2:26.305	7 - 2:25.458
3 -	2:25.971	8 - 2:25.132
4 -	2:26.287	9 - 2:28.155
5 -	2:28.875	
86	Steve JONES	Cooper T67
1 -	2:47.344	6 - 2:34.222
2 -	2:36.085	7 - 2:34.052
3 -	2:34.109	8 - 2:32.552
4 -	2:35.737	9 - 2:34.056
5 -	2:35.908	
87	Andrew WILKINSON	Lynx T3
1 -	2:34.365	6 - 2:30.030
2 -	2:32.316	7 - 2:29.590
3 -	2:30.559	8 - 2:29.177
4 -	2:29.349	9 - 2:28.783
5 -	2:29.485	
88	Kim SHEARN	Lotus 20/22
1 -	2:42.962	6 - 2:35.733
2 -	2:36.248	7 - 2:34.491
3 -	2:38.123	8 - 2:33.944
4 -	2:34.731	9 - 2:35.633
5 -	2:34.015	

**** CAR HAS NO WORKING TRANSPONDER**
Weather/Track: Cloud/Dry

HSCC/FJHRA Millers Oils Historic Formula Junior Race B Classes D1 - H
RACE 9 - LAP ANALYSIS - Silverstone - 19/20 May 2012
 (contd.)

91	Jonathon HUGHES	Brabham BT6
1 -	2:27.384	6 - 2:23.593
2 -	2:23.381	7 - 2:23.935
3 -	2:24.518	8 - 2:23.892
4 -	2:24.595	9 - 2:24.888
5 -	2:24.351	
92	Jarrah VENABLES	Nota 38
1 -	2:44.411	6 - 2:34.995
2 -	2:38.711	7 - 2:34.735
3 -	2:36.717	8 - 2:38.291
4 -	2:35.466	9 - 3:03.051 P
5 -	2:34.737	
95	Anthony GODDARD	Tojeiro FJ
1 -	2:50.611	6 - 2:41.744
2 -	2:43.579	7 - 2:42.880
3 -	2:42.494	8 - 2:43.657
4 -	2:43.436	
5 -	2:42.197	
96	Malcolm WISHART	Cooper T65
1 -	3:14.550	6 - 2:59.474
2 -	3:01.278	7 - 2:59.180
3 -	3:02.526	8 - 2:58.958
4 -	2:57.593	
5 -	3:00.049	
97	Sharon ADELMAN	Brabham BT6
1 -	3:16.114	6 - 3:03.348
2 -	3:05.249	7 - 3:49.140
3 -	3:09.835	
4 -	3:10.917	
5 -	3:10.583	

**** CAR HAS NO WORKING TRANSPONDER**
 Weather/Track: Cloud/Dry

HSCC/FJHRA Millers Oils Historic Formula Junior Race B Classes D1 - H
RACE 9 - LAP CHART - Silverstone - 19/20 May 2012

Lap 1			Lap 2			Lap 3			Lap 4			Lap 5		
No	Behind	Laptime	No	Behind	Laptime	No	Behind	Laptime	No	Behind	Laptime	No	Behind	Laptime
1		2:24.246	1		2:22.283	1		2:22.130	1		2:21.367	1		2:21.906
53	1.129	2:25.375	53	0.750	2:21.904	53	0.935	2:22.315	53	0.437	2:20.869	53	0.324	2:21.793
70	2.074	2:26.320	91	4.236	2:23.381	91	6.624	2:24.518	97	1 LAP	3:09.835	91	12.297	2:24.351
91	3.138	2:27.384	51	4.444	2:22.856	51	6.659	2:24.345	91	9.852	2:24.595	51	14.304	2:24.781
51	3.871	2:28.117	79	5.184	2:23.337	75	7.639	2:24.090	51	11.429	2:26.137	79	14.910	2:23.286
79	4.130	2:28.376	75	5.679	2:23.736	79	7.683	2:24.629	68	11.799	2:25.155	71	1 LAP	2:59.022
75	4.226	2:28.472	68	6.334	2:23.402	68	8.011	2:23.807	79	13.530	2:27.214	70	18.592	2:25.593
68	5.215	2:29.461	80	8.213	2:25.014	70	11.311	2:24.528	70	14.905	2:24.961	80	22.420	2:26.955
80	5.482	2:29.728	70	8.913	2:29.122	80	12.269	2:26.186	80	17.371	2:26.469	96	1 LAP	2:57.593
84	5.691	2:29.937	84	9.713	2:26.305	84	13.554	2:25.971	84	18.474	2:26.287	84	25.443	2:28.875
77	6.818	2:31.064	77	12.140	2:27.605	77	18.027	2:28.017	77	25.949	2:29.289	68	27.615	2:37.722P
61	7.563	2:31.809	61	12.642	2:27.362	61	18.840	2:28.328	61	26.296	2:28.823	77	31.433	2:27.390
58	9.808	2:34.054	57	19.191	2:30.590	57	26.294	2:29.233	75	32.586	2:46.314	61	31.963	2:27.573
87	10.119	2:34.365	58	19.481	2:31.956	87	28.581	2:30.559	57	35.384	2:30.457	75	35.477	2:24.797
57	10.884	2:35.130	87	20.152	2:32.316	58	29.094	2:31.743	87	36.563	2:29.349	57	42.123	2:28.645
73	12.259	2:36.505	73	20.331	2:30.355	73	29.321	2:31.120	58	37.612	2:29.885	87	44.142	2:29.485
67	14.760	2:39.006	67	25.965	2:33.488	56	1 LAP	4:04.079	73	38.060	2:30.106	58	44.824	2:29.118
66	17.843	2:42.089	66	32.192	2:36.632	67	39.015	2:35.180	67	54.875	2:37.227	73	45.049	2:28.895
69	18.508	2:42.754	88	32.681	2:36.248	65	46.854	2:35.819	65	59.424	2:33.937	97	1 LAP	3:10.917
88	18.716	2:42.962	65	33.165	2:35.186	66	48.491	2:38.429	88	1:02.038	2:34.731	67	1:08.201	2:35.232
92	20.165	2:44.411	69	35.280	2:39.055	88	48.674	2:38.123	66	1:03.061	2:35.937	65	1:09.501	2:31.983
65	20.262	2:44.508	92	36.593	2:38.711	86	48.879	2:34.109	86	1:03.249	2:35.737	88	1:14.147	2:34.015
72	22.186	2:46.432	86	36.900	2:36.085	92	51.180	2:36.717	92	1:05.279	2:35.466	66	1:16.677	2:35.522
86	23.098	2:47.344	72	37.030	2:37.127	69	52.788	2:39.638	72	1:09.869	2:37.899	86	1:17.251	2:35.908
59	25.093	2:49.339	8	41.309	2:37.665	72	53.337	2:38.437	69	1:10.350	2:38.929	92	1:18.110	2:34.737
81	25.123	2:49.369	81	43.911	2:41.071	8	58.363	2:39.184	8	1:14.070	2:37.074	72	1:24.235	2:36.272
8	25.927	2:50.173	59	46.128	2:43.318	81	1:04.645	2:42.864	81	1:26.527	2:43.249	69	1:28.098	2:39.654
95	26.365	2:50.611	95	47.661	2:43.579	59	1:06.287	2:42.289	83	1:27.844	2:41.761	8	1:28.366	2:36.202
82	26.815	2:51.061	83	47.845	2:42.253	83	1:07.450	2:41.735	59	1:28.882	2:43.962	81	1:46.547	2:41.926
83	27.875	2:52.121	82	56.736	2:52.204	95	1:08.025	2:42.494	95	1:30.094	2:43.436	83	1:47.929	2:41.991
71	49.434	3:13.680	71	1:25.458	2:58.307	82	1:24.665	2:50.059	82	1:47.209	2:43.911	59	1:50.128	2:43.152
96	50.304	3:14.550	96	1:29.299	3:01.278	71	2:01.333	2:58.005	56	1 LAP	3:39.624	95	1:50.385	2:42.197
97	51.868	3:16.114	97	1:34.834	3:05.249	96	2:09.695	3:02.526				82	2:06.433	2:41.130
78	55.168	3:19.414P												
56	1:16.099	3:40.345P												

**** CAR HAS NO WORKING TRANSPONDER**
Weather/Track: Cloud/Dry

Silverstone
 Circuit Length = 3.640 miles.
 Start: 14:41 End: 15:02

HSCC/FJHRA Millers Oils Historic Formula Junior Race B Classes D1 - H
RACE 9 - LAP CHART - Silverstone - 19/20 May 2012
 (contd.)

Lap 6			Lap 7			Lap 8			Lap 9			Lap 10		
No	Behind	Laptime	No	Behind	Laptime	No	Behind	Laptime	No	Behind	Laptime	No	Behind	Laptime
1		2:22.193	1		2:22.074	1		2:22.188	1		2:22.250			
53	0.911	2:22.780	53	0.721	2:21.884	53	0.876	2:22.343	53	1.036	2:22.410			
91	13.697	2:23.593	82	1 LAP	2:43.476	95	1 LAP	2:42.880	69	1 LAP	2:44.630			
78	4 LAPS	11:09.439	91	15.558	2:23.935	83	1 LAP	2:46.499	91	19.900	2:24.888			
79	17.255	2:24.538	79	18.072	2:22.891	59	1 LAP	2:43.859	70	22.740	2:24.361			
51	17.839	2:25.728	70	20.431	2:22.469	91	17.262	2:23.892	79	23.422	2:25.805			
70	20.036	2:23.637	51	20.869	2:25.104	81	1 LAP	2:56.855	95	1 LAP	2:43.657			
80	27.995	2:27.768	78	4 LAPS	2:31.147	79	19.867	2:23.983	51	30.343	2:26.643			
84	30.662	2:27.412	80	32.442	2:26.521	70	20.629	2:22.386	83	1 LAP	2:44.715			
77	37.417	2:28.177	84	34.046	2:25.458	51	25.950	2:27.269	59	1 LAP	2:44.650			
61	37.734	2:27.964	75	42.790	2:26.854	82	1 LAP	2:43.436	84	42.895	2:28.155			
75	38.010	2:24.726	77	43.037	2:27.694	78	4 LAPS	2:30.680	80	43.065	2:28.468			
56	2 LAPS	3:35.151	61	43.267	2:27.607	80	36.847	2:26.593	78	4 LAPS	2:36.899P			
57	50.329	2:30.399	57	58.436	2:30.181	84	36.990	2:25.132	75	48.258	2:25.828			
87	51.979	2:30.030	87	59.495	2:29.590	75	44.680	2:24.078	82	1 LAP	2:45.771			
71	1 LAP	2:57.299	73	1:00.357	2:29.620	77	46.826	2:25.977	77	50.645	2:26.069			
73	52.811	2:29.955	58	1:05.022	2:32.472	61	47.547	2:26.468	61	51.207	2:25.910			
58	54.624	2:31.993	71	1 LAP	2:57.187	57	1:05.641	2:29.393	56	3 LAPS	3:35.872			
96	1 LAP	3:00.049	67	1:30.589	2:33.096	87	1:06.484	2:29.177	81	1 LAP	2:56.596			
67	1:19.567	2:33.559	65	1:31.172	2:32.575	73	1:06.884	2:28.715	87	1:13.017	2:28.783			
65	1:20.671	2:33.363	96	1 LAP	2:59.474	58	1:12.055	2:29.221	73	1:14.657	2:30.023			
88	1:27.687	2:35.733	88	1:40.104	2:34.491	65	1:41.049	2:32.065	58	1:19.886	2:30.081			
66	1:28.885	2:34.401	66	1:41.013	2:34.202	67	1:41.224	2:32.823	97	2 LAPS	3:49.140			
86	1:29.280	2:34.222	86	1:41.258	2:34.052	86	1:51.622	2:32.552	57	1:26.400	2:43.009P			
92	1:30.912	2:34.995	92	1:43.573	2:34.735	88	1:51.860	2:33.944	67	1:50.777	2:31.803			
97	1 LAP	3:10.583	72	1:52.642	2:35.614	66	1:53.459	2:34.634	86	2:03.428	2:34.056			
72	1:39.102	2:37.060	8	1:58.192	2:38.113	92	1:59.676	2:38.291	88	2:05.243	2:35.633			
8	1:42.153	2:35.980	56	2 LAPS	3:38.202	71	1 LAP	2:59.876	66	2:05.241	2:34.032			
69	1:46.734	2:40.829	69	2:06.718	2:42.058	72	2:06.510	2:36.056	65	2:14.631	2:55.832			
81	2:06.819	2:42.465	97	1 LAP	3:03.348	8	2:12.699	2:36.695	72	2:21.621	2:37.361			
83	2:08.141	2:42.405				96	1 LAP	2:59.180	8	2:28.633	2:38.184			
95	2:09.936	2:41.744							71	1 LAP	2:55.437			
59	2:11.501	2:43.566							92	2:40.477	3:03.051P			
									96	1 LAP	2:58.958			

**** CAR HAS NO WORKING TRANSPONDER**
Weather/Track: Cloud/Dry

HSCC Classic Formula 3 Championship

RACE 10 - QUALIFYING - Silverstone - 19/20 May 2012

POS	NO	CL	DRIVER	NAT	CAR	TIME	LAPS	GAP	MPH
1	2	A	Benn SIMMS		March 803B	2:08.546	10		89.14
2	1	A	Jamie BRASHAW		March 793	2:09.142	10	0.596	88.73
3	11	A	Simon JACKSON		Chevron B43	2:10.854	10	2.308	87.56
4	3	A	David SHAW		Ralt RT1	2:13.665	10	5.119	85.72
5	20	A	David CLARK		Argo JM6	2:13.980	10	5.434	85.52
6	18	A	Paul DIBDEN		Ralt RT1	2:14.031	10	5.485	85.49
7	29	A	Jonathan PRICE		March 783	2:14.355	10	5.809	85.28
8	17	A	Keith WHITE		Ralt RT1	2:15.223	10	6.677	84.74
9	16	C	Simon TOYNE		Reynard SF79	2:17.122	10	8.576	83.56
10	38	A	Hugh PRICE		March 803	2:17.643	10	9.097	83.25
11	70	A	Richard SMEETON		Modus M1	2:18.020	8	9.474	83.02
12	72	C	Andrew STORER		Royale RP27	2:18.972	10	10.426	82.45
13	55	A	Bruce BARTELL		Chevron B34	2:20.624	8	12.078	81.48
14	97	C	Robert TUSTING		Delta T79	2:21.834	7	13.288	80.79
15	59	C	Martyn DONN		Supernova BH3	2:22.307	9	13.761	80.52
16	5	A	David SMITHIES		March 793	2:22.396	9	13.850	80.47
17	62	B	Graham KIDDY		Dastle Mk10	2:24.104	9	15.558	79.51
18	31	C	Derek WATLING		Reynard SF79	2:25.848	9	17.302	78.56
19	37	B	James BUCKTON		Royale RP11	2:28.908	9	20.362	76.95
20	46	E	John BOWLES		Royale RP9	2:29.137	9	20.591	76.83
21	28	C	Stephen GLASSWELL		Reynard SF79	2:31.385	9	22.839	75.69
22	47	E	Jon RANDALL		Lola Supervee	2:31.634	9	23.088	75.56
23	8	C	Fraser COLLINS		Reynard SF78	2:32.755	9	24.209	75.01
24	74	C	Seamus DOYLE		Lola T580	2:35.390	8	26.844	73.74
25	96	B	Gareth WALTERS		Palliser WDF3	2:37.360	9	28.814	72.81
26	99	B	Tom POWELL		Chevron B20	2:43.165	8	34.619	70.22
27	21	B	Neil BOWMAN		Van Diemen RF78	2:46.091	4	37.545	68.99

Weather/Track: Cloud/Dry

Silverstone
Circuit Length = 3.640 miles.
Start: 09:55 End: 10:15

Clerk of the Course:		Timekeeper:
----------------------	--	-------------

HSCC Classic Formula 3 Championship

RACE 10 - QUALIFYING LAP ANALYSIS - Silverstone - 19/20 May 2012

1	Jamie BRASHAW	March 793
1 - X:00.000	6 - 2:10.240	
2 - 2:28.112	7 - 2:12.196	
3 - 2:16.918	8 - 2:09.142	
4 - 2:13.936	9 - 2:13.128	
5 - 2:12.259	10 - 2:12.096	
2	Benn SIMMS	March 803B
1 - X:00.000	6 - 2:08.546	
2 - 2:21.910	7 - 2:08.669	
3 - 2:11.463	8 - 2:10.382	
4 - 2:11.041	9 - 2:11.219	
5 - 2:09.799	10 - 2:16.746P	
3	David SHAW	Ralt RT1
1 - X:00.000	6 - 2:13.668	
2 - 2:33.292	7 - 2:13.885	
3 - 2:23.285	8 - 2:13.779	
4 - 2:18.489	9 - 2:14.917	
5 - 2:15.464	10 - 2:13.665	
5	David SMITHIES	March 793
1 - X:00.000	6 - 2:24.139	
2 - 2:43.638	7 - 2:23.723	
3 - 2:31.199	8 - 2:23.118	
4 - 2:28.134	9 - 2:22.396	
5 - 2:24.162		
8	Fraser COLLINS	Reynard SF78
1 - X:00.000	6 - 2:33.334	
2 - 2:50.819	7 - 2:33.018	
3 - 2:37.401	8 - 2:38.330	
4 - 2:36.235	9 - 2:32.755	
5 - 2:36.749		
11	Simon JACKSON	Chevron B43
1 - X:00.000	6 - 2:12.060	
2 - 2:24.014	7 - 2:12.054	
3 - 2:15.174	8 - 2:19.297	
4 - 2:11.655	9 - 2:10.854	
5 - 2:13.541	10 - 2:12.520	

Weather/Track: Cloud/Dry

HSCC Classic Formula 3 Championship

RACE 10 - QUALIFYING LAP ANALYSIS - Silverstone - 19/20 May 2012

(contd.)

16	Simon TOYNE	Reynard SF79
1 - X:00.000	6 - 2:18.011	
2 - 2:32.923	7 - 2:19.421	
3 - 2:22.281	8 - 2:17.135	
4 - 2:19.550	9 - 2:17.994	
5 - 2:18.866	10 - 2:17.122	
17	Keith WHITE	Ralt RT1
1 - X:00.000	6 - 2:17.602	
2 - 2:29.867	7 - 2:18.066	
3 - 2:21.777	8 - 2:16.230	
4 - 2:17.029	9 - 2:16.511	
5 - 2:17.098	10 - 2:15.223	
18	Paul DIBDEN	Ralt RT1
1 - X:00.000	6 - 2:14.031	
2 - 2:28.146	7 - 2:14.204	
3 - 2:19.649	8 - 2:14.074	
4 - 2:18.774	9 - 2:16.335	
5 - 2:15.848	10 - 2:14.653	
20	David CLARK	Argo JM6
1 - X:00.000	6 - 2:15.019	
2 - 2:26.811	7 - 2:16.492	
3 - 2:18.500	8 - 2:13.980	
4 - 2:17.155	9 - 2:14.462	
5 - 2:34.725	10 - 2:14.864	
21	Neil BOWMAN	Van Diemen RF78
1 - X:00.000		
2 - 2:49.541		
3 - 2:46.091		
4 - 3:28.361P		
28	Stephen GLASSWELL	Reynard SF79
1 - X:00.000	6 - 2:34.483	
2 - 2:46.268	7 - 2:34.699	
3 - 2:41.760	8 - 2:34.436	
4 - 2:36.931	9 - 2:31.385	
5 - 2:35.243		

Weather/Track: Cloud/Dry

www.mstworld.com

Page 2 of 5

Silverstone
Circuit Length = 3.640 miles.
Start: 09:55 End: 10:15

Printed - 10:20 Sunday, 20 May 2012

HSCC Classic Formula 3 Championship

RACE 10 - QUALIFYING LAP ANALYSIS - Silverstone - 19/20 May 2012

(contd.)

29	Jonathan PRICE	March 783
1 - X:00.000	6 - 2:18.414	
2 - 2:36.741	7 - 2:15.904	
3 - 2:22.205	8 - 2:15.279	
4 - 2:20.565	9 - 2:14.355	
5 - 2:18.853	10 - 2:16.258	
31	Derek WATLING	Reynard SF79
1 - X:00.000	6 - 2:25.848	
2 - 2:52.021	7 - 2:31.472	
3 - 2:33.598	8 - 2:29.111	
4 - 2:30.087	9 - 2:27.673	
5 - 2:29.329		
37	James BUCKTON	Royale RP11
1 - X:00.000	6 - 2:28.941	
2 - 2:41.396	7 - 2:34.022	
3 - 2:35.223	8 - 2:29.646	
4 - 2:29.047	9 - 2:30.215	
5 - 2:28.908		
38	Hugh PRICE	March 803
1 - X:00.000	6 - 2:22.483	
2 - 2:34.974	7 - 2:19.280	
3 - 2:30.086	8 - 2:17.643	
4 - 2:22.234	9 - 2:26.086	
5 - 2:19.434	10 - 2:21.598	
46	John BOWLES	Royale RP9
1 - X:00.000	6 - 2:29.137	
2 - 2:50.465	7 - 2:30.435	
3 - 2:36.053	8 - 2:30.574	
4 - 2:32.767	9 - 2:31.956	
5 - 2:30.608		
47	Jon RANDALL	Lola Supervee
1 - X:00.000	6 - 2:32.188	
2 - 2:49.053	7 - 2:34.323	
3 - 2:37.381	8 - 2:35.749	
4 - 2:33.130	9 - 2:34.107	
5 - 2:31.634		

Weather/Track: Cloud/Dry

www.mstworld.com

Page 3 of 5

Silverstone
Circuit Length = 3.640 miles.
Start: 09:55 End: 10:15
Printed - 10:20 Sunday, 20 May 2012

HSCC Classic Formula 3 Championship

RACE 10 - QUALIFYING LAP ANALYSIS - Silverstone - 19/20 May 2012

(contd.)

55	Bruce BARTELL	Chevron B34
1 - X:00.000	6 - 2:37.101	
2 - 2:39.823	7 - 2:20.624	
3 - 2:44.623P	8 - 2:55.476P	
4 - 4:25.237		
5 - 2:24.144		
59	Martyn DONN	Supernova BH3
1 - X:00.000	6 - 2:23.739	
2 - 2:38.115	7 - 2:24.362	
3 - 2:24.065	8 - 2:28.433	
4 - 2:25.974	9 - 2:43.532P	
5 - 2:22.307		
62	Graham KIDDY	Dastle Mk10
1 - X:00.000	6 - 2:26.530	
2 - 2:35.105	7 - 2:25.374	
3 - 2:30.004	8 - 2:24.104	
4 - 2:27.625	9 - 2:24.730	
5 - 2:26.756		
70	Richard SMEETON	Modus M1
1 - X:00.000	6 - 2:18.020	
2 - 2:36.466	7 - 2:23.196	
3 - 2:24.090	8 - 2:20.448	
4 - 2:19.463		
5 - 2:18.639		
72	Andrew STORER	Royale RP27
1 - X:00.000	6 - 2:21.703	
2 - 2:42.045	7 - 2:20.528	
3 - 2:26.194	8 - 2:18.972	
4 - 2:21.220	9 - 2:20.874	
5 - 2:20.296	10 - 2:20.487	
74	Seamus DOYLE	Lola T580
1 - X:00.000	6 - 2:35.673	
2 - 2:47.429	7 - 2:35.390	
3 - 2:39.343	8 - 3:03.800P	
4 - 2:39.978		
5 - 2:36.904		

Weather/Track: Cloud/Dry

www.mstworld.com

Page 4 of 5

Silverstone
Circuit Length = 3.640 miles.
Start: 09:55 End: 10:15

Printed - 10:20 Sunday, 20 May 2012

HSCC Classic Formula 3 Championship

RACE 10 - QUALIFYING LAP ANALYSIS - Silverstone - 19/20 May 2012

(contd.)

96	Gareth WALTERS	Palliser WDF3
1 - X:00.000	6 - 2:37.654	
2 - 3:02.331	7 - 2:38.591	
3 - 2:45.979	8 - 2:38.544	
4 - 2:41.580	9 - 2:37.360	
5 - 2:39.244		
97	Robert TUSTING	Delta T79
1 - X:00.000	6 - 2:24.946	
2 - 2:40.841	7 - 2:22.276	
3 - 2:27.388		
4 - 2:23.709		
5 - 2:21.834		
99	Tom POWELL	Chevron B20
1 - X:00.000	6 - 2:47.742	
2 - 2:57.053	7 - 2:46.225	
3 - 2:48.572	8 - 2:43.165	
4 - 3:10.104P		
5 - 3:47.815		

Weather/Track: Cloud/Dry

www.mstworld.com


Page 5 of 5

Silverstone
Circuit Length = 3.640 miles.
Start: 09:55 End: 10:15

Printed - 10:20 Sunday, 20 May 2012

HSCC Classic Formula 3 Championship

RACE 10 - GRID - Silverstone - 19/20 May 2012

ROW 14		21	BOWMAN		
ROW 13	99	POWELL		96	WALTERS
ROW 12	74	DOYLE		8	COLLINS
ROW 11	47	RANDALL		28	GLASSWELL
ROW 10	46	BOWLES		37	BUCKTON
ROW 9	31	WATLING		62	KIDDY
ROW 8	5	SMITHIES		59	DONN
ROW 7	97	TUSTING		55	BARTELL
ROW 6	72	STORER		70	SMEETON
ROW 5	38	PRICE		16	TOYNE
ROW 4	17	WHITE		29	PRICE
ROW 3	18	DIBDEN		20	CLARK
ROW 2	3	SHAW		11	JACKSON
ROW 1	1	BRASHAW		2	SIMMS
POLE					
					

Weather/Track: Cloud/Dry

Silverstone
Circuit Length = 3.640 miles.
Start: 09:55 End: 10:15

Clerk of the Course:		Timekeeper:
----------------------	--	-------------

HSCC Classic Formula 3 Championship

RACE 10 - CLASSIFICATION - Silverstone - 19/20 May 2012

POS	NO	CL	DRIVER	NAT	CAR	TIME	LAPS	GAP	MPH	BEST
1	2	A	Benn SIMMS		March 803B	21:43.112	10		87.72	2:09.451
2	11	A	Simon JACKSON		Chevron B43	22:08.713	10	25.601	86.03	2:11.009
3	3	A	David SHAW		Ralt RT1	22:10.263	10	27.151	85.93	2:10.811
4	20	A	David CLARK		Argo JM6	22:21.154	10	38.042	85.23	2:11.067
5	18	A	Paul DIBDEN		Ralt RT1	22:38.699	10	55.587	84.13	2:13.994
6	29	A	Jonathan PRICE		March 783	22:42.401	10	59.289	83.90	2:13.372
7	17	A	Keith WHITE		Ralt RT1	22:51.738	10	1:08.626	83.33	2:15.208
8	16	C	Simon TOYNE		Reynard SF79	23:13.574	10	1:30.462	82.03	2:17.185
9	70	A	Richard SMEETON		Modus M1	23:35.170	10	1:52.058	80.78	2:16.779
10	97	C	Robert TUSTING		Delta T79	23:55.252	10	2:12.140	79.65	2:21.041
11	55	A	Bruce BARTELL		Chevron B34	23:56.666	10	2:13.554	79.57	2:20.658
12	62	B	Graham KIDDY		Dastle Mk10	23:57.397	10	2:14.285	79.53	2:20.732
13	5	A	David SMITHIES		March 793	24:02.900	10	2:19.788	79.22	2:21.850
14	72	C	Andrew STORER		Royale RP27	24:05.253	10	2:22.141	79.09	2:19.276
15	59	E	Martyn DONN		Supernova BH3	21:43.704	9	1 LAP	78.89	2:22.458
16	37	B	James BUCKTON		Royale RP11	21:44.799	9	1 LAP	78.83	2:21.409
17	31	C	Derek WATLING		Reynard SF79	22:03.701	9	1 LAP	77.70	2:24.828
18	28	C	Stephen GLASSWELL		Reynard SF79	22:19.182	9	1 LAP	76.80	2:26.082
19	46	E	John BOWLES		Royale RP9	22:31.487	9	1 LAP	76.10	2:28.599
20	8	C	Fraser COLLINS		Reynard SF78	22:44.645	9	1 LAP	75.37	2:27.749
21	47	E	Jon RANDALL		Lola Supervee	22:45.531	9	1 LAP	75.32	2:28.254
22	96	B	Gareth WALTERS		Palliser WDF3	23:31.711	9	1 LAP	72.86	2:31.105
23	99	B	Tom POWELL		Chevron B20	21:48.000	8	2 LAPS	69.87	2:39.776

NOT CLASSIFIED

21	C	Neil BOWMAN	Van Diemen RF78	10:58.507	4	D.N.F.	69.19	2:36.838
1	A	Jamie BRASHAW	March 793		0	D.N.F.	N/A	

FASTEST LAP

2	A	Benn SIMMS	March 803B	2:09.451	3	88.51mph	142.45kph
16	C	Simon TOYNE	Reynard SF79	2:17.185	10	83.52mph	134.42kph
62	B	Graham KIDDY	Dastle Mk10	2:20.732	8	81.42mph	131.03kph
59	E	Martyn DONN	Supernova BH3	2:22.458	8	80.43mph	129.44kph

Weather/Track: Cloud/Dry

These results are provisional until the conclusion of any judicial and technical matters.

Silverstone
Circuit Length = 3.640 miles.
Start: 15:15 End: 15:37

Clerk of the Course:

Timekeeper:

HSCC Classic Formula 3 Championship

RACE 10 - LAP ANALYSIS - Silverstone - 19/20 May 2012

1	Jamie BRASHAW	March 793
<p>1 - 2:11.223 6 - 2:09.553 2 - 2:10.326 7 - 2:10.613 3 - 2:09.451 8 - 2:11.530 4 - 2:09.562 9 - 2:09.459 5 - 2:10.829 10 - 2:10.566</p>		
2	Benn SIMMS	March 803B
<p>1 - 2:17.435 6 - 2:11.965 2 - 2:16.884 7 - 2:10.811 3 - 2:13.459 8 - 2:11.688 4 - 2:12.313 9 - 2:12.076 5 - 2:11.505 10 - 2:12.127</p>		
3	David SHAW	Ralt RT1
<p>1 - 2:31.019 6 - 2:23.048 2 - 2:27.886 7 - 2:22.237 3 - 2:25.087 8 - 2:21.850 4 - 2:24.382 9 - 2:22.261 5 - 2:22.833 10 - 2:22.297</p>		
5	David SMITHIES	March 793
<p>1 - 2:39.003 6 - 2:30.553 2 - 2:34.491 7 - 2:28.397 3 - 2:31.229 8 - 2:27.749 4 - 2:31.648 9 - 2:30.262 5 - 2:31.313</p>		
8	Fraser COLLINS	Reynard SF78
<p>1 - 2:18.152 6 - 2:11.967 2 - 2:14.370 7 - 2:11.009 3 - 2:13.147 8 - 2:12.133 4 - 2:12.530 9 - 2:11.628 5 - 2:12.355 10 - 2:11.422</p>		
11	Simon JACKSON	Chevron B43
<p>1 - 2:18.152 6 - 2:11.967 2 - 2:14.370 7 - 2:11.009 3 - 2:13.147 8 - 2:12.133 4 - 2:12.530 9 - 2:11.628 5 - 2:12.355 10 - 2:11.422</p>		

Weather/Track: Cloud/Dry

HSCC Classic Formula 3 Championship
RACE 10 - LAP ANALYSIS - Silverstone - 19/20 May 2012
 (contd.)

16	Simon TOYNE	Reynard SF79
1 -	2:22.869	6 - 2:19.227
2 -	2:20.317	7 - 2:18.069
3 -	2:21.300	8 - 2:17.662
4 -	2:19.225	9 - 2:18.051
5 -	2:19.669	10 - 2:17.185
17	Keith WHITE	Ralt RT1
1 -	2:20.781	6 - 2:17.136
2 -	2:17.670	7 - 2:16.075
3 -	2:17.965	8 - 2:16.389
4 -	2:16.485	9 - 2:15.208
5 -	2:17.526	10 - 2:16.503
18	Paul DIBDEN	Ralt RT1
1 -	2:20.485	6 - 2:14.780
2 -	2:16.183	7 - 2:15.021
3 -	2:16.578	8 - 2:15.193
4 -	2:14.835	9 - 2:13.994
5 -	2:14.488	10 - 2:17.142
20	David CLARK	Argo JM6
1 -	2:18.581	6 - 2:12.030
2 -	2:15.506	7 - 2:11.067
3 -	2:12.313	8 - 2:12.546
4 -	2:12.810	9 - 2:13.201
5 -	2:11.833	10 - 2:21.267
21	Neil BOWMAN	Van Diemen RF78
1 -	2:52.631	
2 -	2:38.520	
3 -	2:36.838	
4 -	2:50.518P	
28	Stephen GLASSWELL	Reynard SF79
1 -	2:37.827	6 - 2:26.961
2 -	2:27.404	7 - 2:27.289
3 -	2:29.020	8 - 2:26.082
4 -	2:28.228	9 - 2:28.730
5 -	2:27.641	

Weather/Track: Cloud/Dry

HSCC Classic Formula 3 Championship
RACE 10 - LAP ANALYSIS - Silverstone - 19/20 May 2012
 (contd.)

29	Jonathan PRICE	March 783
1 -	2:20.948	6 - 2:14.446
2 -	2:17.726	7 - 2:14.972
3 -	2:17.137	8 - 2:16.578
4 -	2:13.911	9 - 2:15.762
5 -	2:13.372	10 - 2:17.549
31	Derek WATLING	Reynard SF79
1 -	2:34.939	6 - 2:26.696
2 -	2:26.782	7 - 2:25.517
3 -	2:25.302	8 - 2:25.371
4 -	2:27.158	9 - 2:24.828
5 -	2:27.108	
37	James BUCKTON	Royale RP11
1 -	2:33.158	6 - 2:21.409
2 -	2:26.380	7 - 2:23.393
3 -	2:25.413	8 - 2:23.138
4 -	2:25.661	9 - 2:23.362
5 -	2:22.885	
46	John BOWLES	Royale RP9
1 -	2:35.708	6 - 2:29.048
2 -	2:29.001	7 - 2:28.946
3 -	2:30.592	8 - 2:30.758
4 -	2:28.832	9 - 2:30.003
5 -	2:28.599	
47	Jon RANDALL	Lola Supervee
1 -	2:38.615	6 - 2:29.199
2 -	2:36.298	7 - 2:29.325
3 -	2:32.276	8 - 2:28.254
4 -	2:32.539	9 - 2:28.826
5 -	2:30.199	
55	Bruce BARTELL	Chevron B34
1 -	2:29.838	6 - 2:21.360
2 -	2:27.251	7 - 2:21.389
3 -	2:26.678	8 - 2:20.658
4 -	2:23.240	9 - 2:21.604
5 -	2:22.921	10 - 2:21.727

Weather/Track: Cloud/Dry

HSCC Classic Formula 3 Championship
RACE 10 - LAP ANALYSIS - Silverstone - 19/20 May 2012
 (contd.)

59	Martyn DONN	Supernova BH3
1 -	2:32.039	6 - 2:22.958
2 -	2:26.573	7 - 2:22.485
3 -	2:25.012	8 - 2:22.458
4 -	2:26.509	9 - 2:22.812
5 -	2:22.858	
62	Graham KIDDY	Dastle Mk10
1 -	2:32.847	6 - 2:21.100
2 -	2:26.483	7 - 2:20.763
3 -	2:24.853	8 - 2:20.732
4 -	2:26.083	9 - 2:21.617
5 -	2:21.134	10 - 2:21.785
70	Richard SMEETON	Modus M1
1 -	2:44.849	6 - 2:17.197
2 -	2:22.966	7 - 2:17.557
3 -	2:19.319	8 - 2:17.900
4 -	2:22.507	9 - 2:17.943
5 -	2:18.153	10 - 2:16.779
72	Andrew STORER	Royale RP27
1 -	2:23.334	6 - 2:19.401
2 -	2:19.626	7 - 2:23.056
3 -	2:21.357	8 - 2:34.077
4 -	2:19.391	9 - 2:31.580
5 -	2:19.276	10 - 2:34.155
96	Gareth WALTERS	Palliser WDF3
1 -	2:50.412	6 - 2:33.745
2 -	2:45.218	7 - 2:31.891
3 -	2:36.775	8 - 2:32.749
4 -	2:36.084	9 - 2:31.105
5 -	2:33.732	
97	Robert TUSTING	Delta T79
1 -	2:30.736	6 - 2:22.659
2 -	2:25.905	7 - 2:21.567
3 -	2:23.987	8 - 2:21.041
4 -	2:22.959	9 - 2:21.171
5 -	2:23.199	10 - 2:22.028

Weather/Track: Cloud/Dry

HSCC Classic Formula 3 Championship
RACE 10 - LAP ANALYSIS - Silverstone - 19/20 May 2012
(contd.)

99	Tom POWELL	Chevron B20
1 - 2:50.322	6 - 2:42.127	
2 - 2:45.431	7 - 2:39.776	
3 - 2:43.585	8 - 2:41.430	
4 - 2:43.196		
5 - 2:42.133		

Weather/Track: Cloud/Dry

www.mstworld.com

Page 5 of 5

Silverstone
Circuit Length = 3.640 miles.
Start: 15:15 End: 15:37
Printed - 15:41 Sunday, 20 May 2012

HSCC Classic Formula 3 Championship

RACE 10 - LAP CHART - Silverstone - 19/20 May 2012

Lap 1			Lap 2			Lap 3			Lap 4			Lap 5		
No	Behind	Laptime	No	Behind	Laptime	No	Behind	Laptime	No	Behind	Laptime	No	Behind	Laptime
2		2:11.223	2		2:10.326	2		2:09.451	2		2:09.562	2		2:10.829
3	6.212	2:17.435	11	10.973	2:14.370	11	14.669	2:13.147	11	17.637	2:12.530	21	1 LAP	2:50.518P
11	6.929	2:18.152	20	12.538	2:15.506	20	15.400	2:12.313	20	18.648	2:12.810	99	1 LAP	2:43.196
20	7.358	2:18.581	3	12.770	2:16.884	3	16.778	2:13.459	3	19.529	2:12.313	11	19.163	2:12.355
18	9.262	2:20.485	18	15.119	2:16.183	18	22.246	2:16.578	18	27.519	2:14.835	20	19.652	2:11.833
17	9.558	2:20.781	17	16.902	2:17.670	29	24.811	2:17.137	29	29.160	2:13.911	3	20.205	2:11.505
29	9.725	2:20.948	29	17.125	2:17.726	17	25.416	2:17.965	17	32.339	2:16.485	18	31.178	2:14.488
16	11.646	2:22.869	72	21.411	2:19.626	72	33.317	2:21.357	16	43.149	2:19.225	29	31.703	2:13.372
72	12.111	2:23.334	16	21.637	2:20.317	16	33.486	2:21.300	72	43.146	2:19.391	17	39.036	2:17.526
55	18.615	2:29.838	97	35.092	2:25.905	97	49.628	2:23.987	97	1:03.025	2:22.959	72	51.593	2:19.276
97	19.513	2:30.736	55	35.540	2:27.251	59	52.624	2:25.012	55	1:06.445	2:23.240	16	51.989	2:19.669
5	19.796	2:31.019	59	37.063	2:26.573	55	52.767	2:26.678	5	1:07.812	2:24.382	97	1:15.395	2:23.199
59	20.816	2:32.039	5	37.356	2:27.886	5	52.992	2:25.087	70	1:09.079	2:22.507	70	1:16.403	2:18.153
62	21.624	2:32.847	62	37.781	2:26.483	62	53.183	2:24.853	59	1:09.571	2:26.509	55	1:18.537	2:22.921
37	21.935	2:33.158	37	37.989	2:26.380	37	53.951	2:25.413	62	1:09.704	2:26.083	5	1:19.816	2:22.833
31	23.716	2:34.939	31	40.172	2:26.782	31	56.023	2:25.302	37	1:10.050	2:25.661	62	1:20.009	2:21.134
46	24.485	2:35.708	46	43.160	2:29.001	70	56.134	2:19.319	31	1:13.619	2:27.158	59	1:21.600	2:22.858
28	26.604	2:37.827	28	43.682	2:27.404	28	1:03.251	2:29.020	28	1:21.917	2:28.228	37	1:22.106	2:22.885
47	27.392	2:38.615	70	46.266	2:22.966	46	1:04.301	2:30.592	46	1:23.571	2:28.832	31	1:29.898	2:27.108
8	27.780	2:39.003	8	51.945	2:34.491	8	1:13.723	2:31.229	8	1:35.809	2:31.648	28	1:38.729	2:27.641
70	33.626	2:44.849	47	53.364	2:36.298	47	1:16.189	2:32.276	47	1:39.166	2:32.539	46	1:41.341	2:28.599
99	39.099	2:50.322	21	1:09.602	2:38.520	21	1:36.989	2:36.838	96	2:07.927	2:36.084	8	1:56.293	2:31.313
96	39.189	2:50.412	96	1:14.081	2:45.218	96	1:41.405	2:36.775				47	1:58.536	2:30.199
21	41.408	2:52.631	99	1:14.204	2:45.431	99	1:48.338	2:43.585						

Weather/Track: Cloud/Dry

www.mstworld.com

Page 1 of 2

Silverstone
Circuit Length = 3.640 miles.
Start: 15:15 End: 15:37

Printed - 15:40 Sunday, 20 May 2012

HSCC Classic Formula 3 Championship
RACE 10 - LAP CHART - Silverstone - 19/20 May 2012
 (contd.)

Lap 6			Lap 7			Lap 8			Lap 9			Lap 10		
No	Behind	Laptime	No	Behind	Laptime	No	Behind	Laptime	No	Behind	Laptime	No	Behind	Laptime
2		2:09.553	2		2:10.613	2		2:11.530	2		2:09.459	2		2:10.566
96	1 LAP	2:33.732	8	1 LAP	2:30.553	28	1 LAP	2:27.289	31	1 LAP	2:25.371	59	1 LAP	2:22.812
11	21.577	2:11.967	47	1 LAP	2:29.199	46	1 LAP	2:28.946	28	1 LAP	2:26.082	37	1 LAP	2:23.362
20	22.129	2:12.030	11	21.973	2:11.009	11	22.576	2:12.133	11	24.745	2:11.628	99	2 LAPS	2:41.430
3	22.617	2:11.965	20	22.583	2:11.067	3	22.973	2:11.688	3	25.590	2:12.076	31	1 LAP	2:24.828
18	36.405	2:14.780	3	22.815	2:10.811	8	1 LAP	2:28.397	20	27.341	2:13.201	11	25.601	2:11.422
29	36.596	2:14.446	18	40.813	2:15.021	20	23.599	2:12.546	46	1 LAP	2:30.758	3	27.151	2:12.127
99	1 LAP	2:42.133	29	40.955	2:14.972	47	1 LAP	2:29.325	8	1 LAP	2:27.749	28	1 LAP	2:28.730
17	46.619	2:17.136	96	1 LAP	2:33.745	18	44.476	2:15.193	47	1 LAP	2:28.254	20	38.042	2:21.267
72	1:01.441	2:19.401	17	52.081	2:16.075	29	46.003	2:16.578	18	49.011	2:13.994	46	1 LAP	2:30.003
16	1:01.663	2:19.227	16	1:09.119	2:18.069	17	56.940	2:16.389	29	52.306	2:15.762	18	55.587	2:17.142
70	1:24.047	2:17.197	72	1:13.884	2:23.056	96	1 LAP	2:31.891	17	1:02.689	2:15.208	29	59.289	2:17.549
97	1:28.501	2:22.659	99	1 LAP	2:42.127	16	1:15.251	2:17.662	16	1:23.843	2:18.051	8	1 LAP	2:30.262
55	1:30.344	2:21.360	70	1:30.991	2:17.557	72	1:36.431	2:34.077	96	1 LAP	2:32.749	47	1 LAP	2:28.826
62	1:31.556	2:21.100	97	1:39.455	2:21.567	70	1:37.361	2:17.900	70	1:45.845	2:17.943	17	1:08.626	2:16.503
5	1:33.311	2:23.048	55	1:41.120	2:21.389	99	1 LAP	2:39.776	72	1:58.552	2:31.580	16	1:30.462	2:17.185
37	1:33.962	2:21.409	62	1:41.706	2:20.763	97	1:48.966	2:21.041	97	2:00.678	2:21.171	96	1 LAP	2:31.105
59	1:35.005	2:22.958	5	1:44.935	2:22.237	55	1:50.248	2:20.658	55	2:02.393	2:21.604	70	1:52.058	2:16.779
31	1:47.041	2:26.696	37	1:46.742	2:23.393	62	1:50.908	2:20.732	62	2:03.066	2:21.617	97	2:12.140	2:22.028
28	1:56.137	2:26.961	59	1:46.877	2:22.485	5	1:55.255	2:21.850	5	2:08.057	2:22.261	55	2:13.554	2:21.727
46	2:00.836	2:29.048	31	2:01.945	2:25.517	59	1:57.805	2:22.458				62	2:14.285	2:21.785
						37	1:58.350	2:23.138				5	2:19.788	2:22.297
												72	2:22.141	2:34.155

Weather/Track: Cloud/Dry

Classic Racing Cars Championship supported by the Cubicle Centre
RACE 12 - QUALIFYING - Silverstone - 19/20 May 2012

POS	NO	CL	DRIVER	NAT	CAR	TIME	LAPS	GAP	MPH
1	59	G	Ian JONES		Lotus 59	2:20.303	10		81.67
2	88	G	Michael SCOTT		Brabham BT28	2:20.873	9	0.570	81.34
3	20	G	Mike FREEMAN **		Brabham BT14	2:22.272	9	1.969	80.54
4	77	D	Niki FAULKNER **		Merlyn Mk14	2:22.853	10	2.550	80.21
5	5	G	Antony ROSS		Lotus 59	2:22.971	9	2.668	80.14
6	60	D	Tim KARY		Brabham BT28	2:26.336	9	6.033	78.30
7	49	G	Martin ANSLOW		Brabham BT21	2:26.645	9	6.342	78.14
8	80	E	Nicholas FENNELL		Lotus 27	2:28.698	7	8.395	77.06
9	7	D	Stuart TIZZARD		Chevron B15C	2:28.724	9	8.421	77.04
10	41	G	Peter HAMILTON		Tecno	2:29.212	9	8.909	76.79
11	6	D	Leif BOSSON		Brabham BT28	2:29.579	9	9.276	76.60
12	40	F	Sam MITCHELL		Merlyn Mk20	2:30.862	9	10.559	75.95
13	71	D	Chris HOLLAND		Brabham BT21	2:33.929	8	13.626	74.44
14	58	F	John CROWELL		Elden MK8	2:34.553	9	14.250	74.14
15	21	D	Jim CHAPMAN		Lotus 59	2:35.050	9	14.747	73.90
16	26	D	Steve SEAMAN		Brabham BT21	2:35.155	9	14.852	73.85
17	47	F	John MOULDS		Crossle 20F	2:35.706	9	15.403	73.59
18	11	C	David BROWN **		Brabham BT23C	2:36.716	9	16.413	73.11
19	61	F	Harvey SYKES		Merlyn Mk17	2:37.254	7	16.951	72.86
20	39	F	Michael RICHINGS		Alexis Mk15	2:37.265	9	16.962	72.86
21	19	D	Peter FROUDE		Tecno F3	2:41.154	8	20.851	71.10
22	37	B	Lincoln SMALL		Brabham BT10	2:44.217	8	23.914	69.77
23	14	F	Roy MACGREGOR		Hawke DL2B	2:44.356	8	24.053	69.71
24	62	D	Geoffrey O'NION		Tecno F3	2:44.935	8	24.632	69.47
25	54	F	Jackie MEEK		Merlyn Mk20A	2:45.146	8	24.843	69.38
26	56	F	Rachel ARNOLD		Merlyn Mk20	2:46.508	8	26.205	68.81
27	24	D	Andrew THORPE		Lotus 31	2:47.993	8	27.690	68.21
28	51	F	Robert THORPE		Lotus 51FF	2:48.441	8	28.138	68.02
29	70	F	Jonathan BAINES		Merlyn Mk20	2:50.445	8	30.142	67.22
30	32	G	Julian JUDD		Jovis	2:52.732	8	32.429	66.33
31	31	A	Brian ASHBY		Emeryson Formula 1	2:53.446	8	33.143	66.06
32	97	E	Sharon ADELEMAN		Brabham BT6	3:07.067	7	46.764	61.25
33	12	G	Andy JARVIS		Palliser WDB 2	3:12.275	5	51.972	59.59
34	17	D	Grant SAUNDERS		March 703	14:19.564	2	11:59.261	13.33

DRIVERS MARKED ** HAVE NO WORKING TRANSPONDER
Weather/Track: Cloud/Dry

Silverstone
Circuit Length = 3.640 miles.
Start: 10:23 End: 10:43

Clerk of the Course:		Timekeeper:
----------------------	--	-------------

Classic Racing Cars Championship supported by the Cubicle Centre
RACE 12 - QUALIFYING LAP ANALYSIS - Silverstone - 19/20 May 2012

5	Antony ROSS	Lotus 59
1 - X:00.000	6 - 2:23.657	
2 - 2:35.115	7 - 2:22.971	
3 - 2:26.564	8 - 2:28.755	
4 - 2:30.206	9 - 2:41.278P	
5 - 2:36.033		
6	Leif BOSSON	Brabham BT28
1 - X:00.000	6 - 2:31.040	
2 - 2:45.236	7 - 2:29.579	
3 - 2:35.599	8 - 2:31.028	
4 - 2:30.853	9 - 2:30.483	
5 - 2:34.794		
7	Stuart TIZZARD	Chevron B15C
1 - X:00.000	6 - 2:28.724	
2 - 2:38.257	7 - 2:30.363	
3 - 2:32.725	8 - 2:28.914	
4 - 2:31.165	9 - 2:28.879	
5 - 2:32.509		
11	David BROWN **	Brabham BT23C
1 - X:00.000	6 - 2:38.713	
2 - 2:54.115	7 - 2:39.727	
3 - 2:47.397	8 - 2:36.716	
4 - 2:42.133	9 - 2:37.091	
5 - 2:40.212		
12	Andy JARVIS	Palliser WDB 2
1 - X:00.000		
2 - 3:33.436P		
3 - 4:24.526		
4 - 3:12.275		
5 - 3:35.794P		
14	Roy MACGREGOR	Hawke DL2B
1 - X:00.000	6 - 2:50.428	
2 - 2:56.492	7 - 2:46.135	
3 - 2:52.101	8 - 2:44.356	
4 - 2:50.687		
5 - 2:48.340		

DRIVERS MARKED ** HAVE NO WORKING TRANSPONDER
Weather/Track: Cloud/Dry

Classic Racing Cars Championship supported by the Cubicle Centre
RACE 12 - QUALIFYING LAP ANALYSIS - Silverstone - 19/20 May 2012
 (contd.)

17	Grant SAUNDERS	March 703
1 - X:00.000 2 - 3:34.050P		
19	Peter FROUDE	Tecno F3
1 - X:00.000 6 - 2:41.154 2 - 3:00.252 7 - 2:54.840 3 - 2:43.345 8 - 2:52.459 4 - 2:42.968 5 - 2:51.044		
20	Mike FREEMAN **	Brabham BT14
1 - X:00.000 6 - 2:24.440 2 - 2:40.951 7 - 2:25.239 3 - 2:28.706 8 - 2:22.272 4 - 2:25.816 9 - 3:28.010P 5 - 2:26.634		
21	Jim CHAPMAN	Lotus 59
1 - X:00.000 6 - 2:36.305 2 - 2:46.680 7 - 2:35.050 3 - 2:41.881 8 - 2:36.605 4 - 2:37.102 9 - 2:36.958 5 - 2:36.933		
24	Andrew THORPE	Lotus 31
1 - X:00.000 6 - 2:49.702 2 - 3:00.165 7 - 2:50.065 3 - 2:58.180 8 - 2:51.055 4 - 2:56.728 5 - 2:47.993		
26	Steve SEAMAN	Brabham BT21
1 - X:00.000 6 - 2:46.799 2 - 2:48.727 7 - 2:39.608 3 - 2:45.875 8 - 2:37.230 4 - 2:43.253 9 - 2:35.155 5 - 2:41.140		

DRIVERS MARKED ** HAVE NO WORKING TRANSPONDER
 Weather/Track: Cloud/Dry

Classic Racing Cars Championship supported by the Cubicle Centre
RACE 12 - QUALIFYING LAP ANALYSIS - Silverstone - 19/20 May 2012
 (contd.)

31	Brian ASHBY	Emeryson Formula 1
1 - X:00.000	6 - 2:53.446	
2 - 3:02.185	7 - 2:55.308	
3 - 2:58.895	8 - 2:55.739	
4 - 3:00.772		
5 - 2:57.662		
32	Julian JUDD	Jovis
1 - X:00.000	6 - 2:53.166	
2 - 3:16.093	7 - 2:55.479	
3 - 2:54.358	8 - 2:54.432	
4 - 2:52.732		
5 - 2:58.483		
37	Lincoln SMALL	Brabham BT10
1 - X:00.000	6 - 2:45.265	
2 - 3:11.087	7 - 2:44.217	
3 - 3:03.282P	8 - 2:45.925	
4 - 4:08.780		
5 - 2:48.727		
39	Michael RICHINGS	Alexis Mk15
1 - X:00.000	6 - 2:38.614	
2 - 2:53.395	7 - 2:39.946	
3 - 2:40.554	8 - 2:40.365	
4 - 2:37.265	9 - 2:46.219	
5 - 2:44.841		
40	Sam MITCHELL	Merlyn Mk20
1 - X:00.000	6 - 2:32.214	
2 - 2:57.771	7 - 2:31.824	
3 - 2:41.392	8 - 2:30.862	
4 - 2:39.436	9 - 2:30.900	
5 - 2:34.731		
41	Peter HAMILTON	Tecno
1 - X:00.000	6 - 2:32.530	
2 - 2:50.725	7 - 2:29.212	
3 - 2:36.502	8 - 2:29.349	
4 - 2:34.006	9 - 2:30.482	
5 - 2:47.428		

DRIVERS MARKED ** HAVE NO WORKING TRANSPONDER
Weather/Track: Cloud/Dry

Classic Racing Cars Championship supported by the Cubicle Centre
RACE 12 - QUALIFYING LAP ANALYSIS - Silverstone - 19/20 May 2012
 (contd.)

47	John MOULDS	Crossle 20F
1 - X:00.000	6 - 2:39.265	
2 - 2:53.373	7 - 2:38.081	
3 - 2:49.326	8 - 2:35.706	
4 - 3:01.434	9 - 2:36.246	
5 - 2:40.553		
49	Martin ANSLOW	Brabham BT21
1 - X:00.000	6 - 2:31.357	
2 - 2:45.665	7 - 2:28.966	
3 - 2:35.113	8 - 2:30.343	
4 - 2:33.567	9 - 2:26.645	
5 - 2:44.105		
51	Robert THORPE	Lotus 51FF
1 - X:00.000	6 - 2:55.372	
2 - 3:10.996	7 - 2:48.441	
3 - 3:02.024	8 - 2:49.248	
4 - 2:58.388		
5 - 2:53.839		
54	Jackie MEEK	Merlyn Mk20A
1 - X:00.000	6 - 2:47.307	
2 - 3:16.665	7 - 2:46.788	
3 - 3:16.013	8 - 2:45.880	
4 - 3:03.034		
5 - 2:45.146		
56	Rachel ARNOLD	Merlyn Mk20
1 - X:00.000	6 - 2:48.306	
2 - 3:19.279	7 - 2:48.008	
3 - 3:00.430	8 - 2:46.508	
4 - 2:52.932		
5 - 2:52.150		
58	John CROWELL	Elden MK8
1 - X:00.000	6 - 2:36.380	
2 - 2:48.713	7 - 2:36.495	
3 - 2:39.835	8 - 2:34.553	
4 - 2:40.011	9 - 2:35.741	
5 - 2:36.886		

DRIVERS MARKED ** HAVE NO WORKING TRANSPONDER
 Weather/Track: Cloud/Dry

Classic Racing Cars Championship supported by the Cubicle Centre
RACE 12 - QUALIFYING LAP ANALYSIS - Silverstone - 19/20 May 2012
 (contd.)

59	Ian JONES	Lotus 59
1 - X:00.000	6 - 2:25.843	
2 - 2:37.413	7 - 2:21.563	
3 - 2:22.510	8 - 2:25.140	
4 - 2:21.395	9 - 2:20.303	
5 - 2:23.144	10 - 2:24.896	
60	Tim KARY	Brabham BT28
1 - X:00.000	6 - 2:27.602	
2 - 2:47.653	7 - 2:26.336	
3 - 2:32.527	8 - 2:32.397	
4 - 2:33.408	9 - 2:42.575P	
5 - 2:33.303		
61	Harvey SYKES	Merlyn Mk17
1 - X:00.000	6 - 2:37.254	
2 - 2:46.165	7 - 2:37.416	
3 - 7:25.082		
4 - 2:41.136		
5 - 2:38.645		
62	Geoffrey O'NION	Tecno F3
1 - X:00.000	6 - 2:47.777	
2 - 3:03.335	7 - 2:44.935	
3 - 2:52.939	8 - 2:46.058	
4 - 2:50.649		
5 - 2:46.122		
70	Jonathan BAINES	Merlyn Mk20
1 - X:00.000	6 - 2:51.972	
2 - 3:10.576	7 - 2:58.429	
3 - 2:56.149	8 - 2:50.445	
4 - 2:54.248		
5 - 2:58.258		
71	Chris HOLLAND	Brabham BT21
1 - X:00.000	6 - 2:33.929	
2 - 2:45.084	7 - 2:36.276	
3 - 2:37.514	8 - 2:38.079	
4 - 2:36.884		
5 - 2:35.966		

DRIVERS MARKED ** HAVE NO WORKING TRANSPONDER
Weather/Track: Cloud/Dry

Classic Racing Cars Championship supported by the Cubicle Centre
RACE 12 - QUALIFYING LAP ANALYSIS - Silverstone - 19/20 May 2012
 (contd.)

77	Niki FAULKNER **	Merlyn Mk14
1 -	X:00.000	6 - 2:24.495
2 -	2:32.494	7 - 2:22.889
3 -	2:24.916	8 - 2:23.834
4 -	2:25.593	9 - 2:23.408
5 -	2:25.313	10 - 2:22.853
80	Nicholas FENNELL	Lotus 27
1 -	X:00.000P	6 - 5:38.532
2 -	3:14.155	7 - 2:28.698
3 -	2:38.921	
4 -	2:29.665	
5 -	2:55.436P	
88	Michael SCOTT	Brabham BT28
1 -	X:00.000	6 - 2:39.041P
2 -	2:37.133	7 - 3:20.428
3 -	2:25.815	8 - 2:22.997
4 -	2:27.230	9 - 2:20.873
5 -	2:24.799	
97	Sharon ADELEMAN	Brabham BT6
1 -	X:00.000	6 - 3:55.895
2 -	3:16.453	7 - 3:07.067
3 -	3:09.599	
4 -	3:10.690	
5 -	3:09.141	

DRIVERS MARKED ** HAVE NO WORKING TRANSPONDER
 Weather/Track: Cloud/Dry

Classic Racing Cars Championship supported by the Cubicle Centre
RACE 12 - GRID - Silverstone - 19/20 May 2012

ROW 17	17 SAUNDERS	12 JARVIS
ROW 16	97 ADELEMAN	31 ASHBY
ROW 15	32 JUDD	70 BAINES
ROW 14	51 THORPE	24 THORPE
ROW 13	56 ARNOLD	54 MEEK
ROW 12	62 O'NION	14 MACGREGOR
ROW 11	37 SMALL	19 FROUDE
ROW 10	39 RICHINGS	61 SYKES
ROW 9	11 BROWN **	47 MOULDS
ROW 8	26 SEAMAN	21 CHAPMAN
ROW 7	58 CROWELL	71 HOLLAND
ROW 6	40 MITCHELL	6 BOSSON
ROW 5	41 HAMILTON	7 TIZZARD
ROW 4	80 FENNELL	49 ANSLOW
ROW 3	60 KARY	5 ROSS
ROW 2	77 FAULKNER **	20 FREEMAN **
ROW 1	88 SCOTT	59 JONES
POLE		

DRIVERS MARKED ** HAVE NO WORKING TRANSPONDER
Weather/Track: Cloud/Dry

Silverstone
 Circuit Length = 3.640 miles.
 Start: 10:23 End: 10:43

Clerk of the Course:		Timekeeper:
----------------------	--	-------------

Classic Racing Cars Championship supported by the Cubicle Centre
RACE 12 - CLASSIFICATION - Silverstone - 19/20 May 2012

POS	NO	CL	DRIVER	NAT	CAR	TIME	LAPS	GAP	MPH	BEST
1	59	G	Ian JONES		Lotus 59	21:16.342	9		80.58	2:20.838
2	77	D	Niki FAULKNER **		Merlyn Mk14	21:32.474	9	16.132	79.58	2:21.384
3	88	G	Michael SCOTT		Brabham BT28	21:32.494	9	16.152	79.58	2:21.684
4	5	G	Antony ROSS		Lotus 59	21:51.157	9	34.815	78.44	2:21.508
5	60	D	Tim KARY		Brabham BT28	22:00.903	9	44.561	77.87	2:24.761
6	7	D	Stuart TIZZARD		Chevron B15C	22:02.964	9	46.622	77.74	2:25.224
7	80	E	Nicholas FENNELL		Lotus 27	22:03.124	9	46.782	77.74	2:24.581
8	40	F	Sam MITCHELL		Merlyn Mk20	22:18.014	9	1:01.672	76.87	2:27.781
9	21	D	Jim CHAPMAN		Lotus 59	22:46.184	9	1:29.842	75.28	2:27.940
10	41	G	Peter HAMILTON		Tecno	22:46.594	9	1:30.252	75.26	2:27.829
11	71	D	Chris HOLLAND		Brabham BT21	22:48.187	9	1:31.845	75.17	2:27.809
12	26	D	Steve SEAMAN		Brabham BT21	23:05.246	9	1:48.904	74.25	2:29.504
13	6	D	Leif BOSSON		Brabham BT28	23:05.328	9	1:48.986	74.24	2:28.078
14	61	F	Harvey SYKES		Merlyn Mk17	23:17.145	9	2:00.803	73.62	2:31.437
15	47	F	John MOULDS		Crossle 20F	23:17.569	9	2:01.227	73.59	2:32.295
16	11	C	David BROWN **		Brabham BT23C	23:42.868	9	2:26.526	72.29	2:32.362
17	17	D	Grant SAUNDERS		March 703	23:45.062	9	2:28.720	72.17	2:33.714
18	58	F	John CROWELL		Elden MK8	21:23.639	8	1 LAP	71.20	2:34.676
19	39	F	Michael RICHINGS		Alexis Mk15	21:26.795	8	1 LAP	71.02	2:37.805
20	19	D	Peter FROUDE		Tecno F3	21:40.429	8	1 LAP	70.28	2:36.542
21	70	F	Jonathan BAINES		Merlyn Mk20	21:43.078	8	1 LAP	70.14	2:38.606
22	14	F	Roy MACGREGOR		Hawke DL2B	21:59.938	8	1 LAP	69.24	2:40.815
23	56	F	Rachel ARNOLD		Merlyn Mk20	22:00.533	8	1 LAP	69.21	2:40.842
24	24	D	Andrew THORPE		Lotus 31	22:01.608	8	1 LAP	69.15	2:41.276
25	54	F	Jackie MEEK		Merlyn Mk20A	22:02.088	8	1 LAP	69.13	2:41.509
26	37	B	Lincoln SMALL		Brabham BT10	22:03.427	8	1 LAP	69.06	2:39.260
27	62	D	Geoffrey O'NION		Tecno F3	22:08.657	8	1 LAP	68.79	2:39.451
28	51	F	Robert THORPE		Lotus 51FF	22:14.360	8	1 LAP	68.49	2:42.829
29	32	G	Julian JUDD		Jovis	22:47.040	8	1 LAP	66.86	2:48.778
30	31	A	Brian ASHBY		Emeryson Formula 1	23:39.111	8	1 LAP	64.40	2:53.952

NOT CLASSIFIED

20	G	Mike FREEMAN **	Brabham BT14	13:35.736	5	D.N.F.	69.90	2:22.194
49	G	Martin ANSLOW	Brabham BT21	2:50.275	1	D.N.F.	65.71	

FASTEST LAP

59	G	Ian JONES	Lotus 59	2:20.838	6	81.36mph	130.93kph
77	D	Niki FAULKNER **	Merlyn Mk14	2:21.384	9	81.04mph	130.43kph
80	E	Nicholas FENNELL	Lotus 27	2:24.581	2	79.25mph	127.54kph
40	F	Sam MITCHELL	Merlyn Mk20	2:27.781	8	77.53mph	124.78kph
11	C	David BROWN **	Brabham BT23C	2:32.362	9	75.20mph	121.03kph
37	B	Lincoln SMALL	Brabham BT10	2:39.260	8	71.95mph	115.79kph
31	A	Brian ASHBY	Emeryson Formula 1	2:53.952	6	65.87mph	106.01kph

** CARS HAVE NO WORKING TRANSPONDER

Weather/Track: Cloud/Dry

These results are provisional until the conclusion of any judicial and technical matters.

Silverstone

Circuit Length = 3.640 miles.

Start: 16:21 End: 16:42

Clerk of the Course:		Timekeeper:
----------------------	--	-------------

Classic Racing Cars Championship supported by the Cubicle Centre
RACE 12 - LAP ANALYSIS - Silverstone - 19/20 May 2012

5	Antony ROSS	Lotus 59
1 -	2:27.910	6 - 2:22.572
2 -	2:23.688	7 - 2:21.508
3 -	2:22.400	8 - 2:23.766
4 -	2:24.037	9 - 2:42.217
5 -	2:23.059	
6	Leif BOSSON	Brabham BT28
1 -	2:41.584	6 - 2:31.949
2 -	2:35.066	7 - 2:30.802
3 -	2:37.070	8 - 2:29.887
4 -	2:35.897	9 - 2:28.078
5 -	2:34.995	
7	Stuart TIZZARD	Chevron B15C
1 -	2:31.090	6 - 2:27.075
2 -	2:26.212	7 - 2:27.661
3 -	2:27.083	8 - 2:26.679
4 -	2:26.054	9 - 2:25.224
5 -	2:25.886	
11	David BROWN **	Brabham BT23C
1 -	2:47.966	6 - 2:41.743
2 -	2:38.544	7 - 2:34.330
3 -	2:39.588	8 - 2:32.932
4 -	2:36.922	9 - 2:32.362
5 -	2:38.481	
14	Roy MACGREGOR	Hawke DL2B
1 -	2:50.399	6 - 2:43.325
2 -	2:46.139	7 - 2:45.755
3 -	2:45.010	8 - 2:40.815
4 -	2:45.358	
5 -	2:43.137	
17	Grant SAUNDERS	March 703
1 -	2:53.488	6 - 2:37.443
2 -	2:39.380	7 - 2:34.985
3 -	2:37.361	8 - 2:34.918
4 -	2:36.216	9 - 2:33.714
5 -	2:37.557	

**** CARS HAVE NO WORKING TRANSPONDER**
Weather/Track: Cloud/Dry

Classic Racing Cars Championship supported by the Cubicle Centre
RACE 12 - LAP ANALYSIS - Silverstone - 19/20 May 2012
 (contd.)

19	Peter FROUDE	Tecno F3
1 -	2:54.037	6 - 2:49.406
2 -	2:40.210	7 - 2:40.429
3 -	2:39.131	8 - 2:43.765
4 -	2:36.909	
5 -	2:36.542	
20	Mike FREEMAN **	Brabham BT14
1 -	2:28.175	
2 -	2:23.918	
3 -	2:22.194	
4 -	2:24.642	
5 -	3:56.807P	
21	Jim CHAPMAN	Lotus 59
1 -	2:39.175	6 - 2:31.511
2 -	2:32.326	7 - 2:29.088
3 -	2:31.341	8 - 2:28.802
4 -	2:32.942	9 - 2:27.940
5 -	2:33.059	
24	Andrew THORPE	Lotus 31
1 -	2:57.342	6 - 2:42.910
2 -	2:44.841	7 - 2:44.453
3 -	2:43.710	8 - 2:41.276
4 -	2:42.586	
5 -	2:44.490	
26	Steve SEAMAN	Brabham BT21
1 -	2:41.844	6 - 2:32.794
2 -	2:35.100	7 - 2:32.007
3 -	2:36.124	8 - 2:29.928
4 -	2:33.724	9 - 2:29.504
5 -	2:34.221	
31	Brian ASHBY	Emeryson Formula 1
1 -	3:05.714	6 - 2:53.952
2 -	2:57.391	7 - 2:55.856
3 -	2:57.603	8 - 2:54.177
4 -	2:56.105	
5 -	2:58.313	

**** CARS HAVE NO WORKING TRANSPONDER**
Weather/Track: Cloud/Dry

Classic Racing Cars Championship supported by the Cubicle Centre
RACE 12 - LAP ANALYSIS - Silverstone - 19/20 May 2012
 (contd.)

32	Julian JUDD	Jovis
1 -	2:59.451	6 - 2:50.670
2 -	2:48.778	7 - 2:49.440
3 -	2:49.458	8 - 2:50.507
4 -	2:49.799	
5 -	2:48.937	
37	Lincoln SMALL	Brabham BT10
1 -	2:49.520	6 - 2:59.040
2 -	2:45.242	7 - 2:40.228
3 -	2:45.381	8 - 2:39.260
4 -	2:43.876	
5 -	2:40.880	
39	Michael RICHINGS	Alexis Mk15
1 -	2:45.811	6 - 2:40.511
2 -	2:40.163	7 - 2:38.673
3 -	2:41.789	8 - 2:37.805
4 -	2:42.904	
5 -	2:39.139	
40	Sam MITCHELL	Merlyn Mk20
1 -	2:32.385	6 - 2:28.943
2 -	2:28.012	7 - 2:28.382
3 -	2:27.901	8 - 2:27.781
4 -	2:28.007	9 - 2:27.835
5 -	2:28.768	
41	Peter HAMILTON	Tecno
1 -	2:34.386	6 - 2:33.383
2 -	2:29.039	7 - 2:36.288
3 -	2:28.862	8 - 2:31.349
4 -	2:30.672	9 - 2:27.829
5 -	2:34.786	
47	John MOULDS	Crossle 20F
1 -	2:42.942	6 - 2:34.923
2 -	2:35.579	7 - 2:32.295
3 -	2:36.488	8 - 2:33.142
4 -	2:34.374	9 - 2:32.522
5 -	2:35.304	

**** CARS HAVE NO WORKING TRANSPONDER**
Weather/Track: Cloud/Dry

Classic Racing Cars Championship supported by the Cubicle Centre
RACE 12 - LAP ANALYSIS - Silverstone - 19/20 May 2012
 (contd.)

49	Martin ANSLOW	Brabham BT21
1 - 2:50.275P		
51	Robert THORPE	Lotus 51FF
1 - 2:57.934 6 - 2:44.105 2 - 2:43.739 7 - 2:43.001 3 - 2:42.902 8 - 2:56.584 4 - 2:42.829 5 - 2:43.266		
54	Jackie MEEK	Merlyn Mk20A
1 - 2:54.638 6 - 2:42.903 2 - 2:45.823 7 - 2:44.386 3 - 2:45.452 8 - 2:41.509 4 - 2:42.939 5 - 2:44.438		
56	Rachel ARNOLD	Merlyn Mk20
1 - 2:55.413 6 - 2:43.093 2 - 2:44.734 7 - 2:44.706 3 - 2:42.938 8 - 2:40.842 4 - 2:44.619 5 - 2:44.188		
58	John CROWELL	Elden MK8
1 - 2:40.799 6 - 2:49.218 2 - 2:35.444 7 - 2:34.676 3 - 2:36.509 8 - 2:37.111 4 - 2:36.084 5 - 2:53.798		
59	Ian JONES	Lotus 59
1 - 2:22.762 6 - 2:20.838 2 - 2:22.071 7 - 2:22.141 3 - 2:21.542 8 - 2:21.768 4 - 2:21.314 9 - 2:22.278 5 - 2:21.628		

**** CARS HAVE NO WORKING TRANSPONDER**
Weather/Track: Cloud/Dry

Classic Racing Cars Championship supported by the Cubicle Centre
RACE 12 - LAP ANALYSIS - Silverstone - 19/20 May 2012
 (contd.)

60	Tim KARY	Brabham BT28
1 -	2:30.556	6 - 2:27.854
2 -	2:26.816	7 - 2:27.206
3 -	2:26.169	8 - 2:24.960
4 -	2:26.293	9 - 2:24.761
5 -	2:26.288	
61	Harvey SYKES	Merlyn Mk17
1 -	2:41.449	6 - 2:32.650
2 -	2:35.018	7 - 2:31.437
3 -	2:36.703	8 - 2:33.809
4 -	2:35.704	9 - 2:32.463
5 -	2:37.912	
62	Geoffrey O'NION	Tecno F3
1 -	2:53.774	6 - 3:04.652
2 -	2:45.009	7 - 2:39.451
3 -	2:42.965	8 - 2:40.244
4 -	2:41.861	
5 -	2:40.701	
70	Jonathan BAINES	Merlyn Mk20
1 -	2:56.827	6 - 2:38.606
2 -	2:44.059	7 - 2:38.780
3 -	2:41.175	8 - 2:40.260
4 -	2:42.262	
5 -	2:41.109	
71	Chris HOLLAND	Brabham BT21
1 -	2:37.482	6 - 2:31.546
2 -	2:33.487	7 - 2:29.714
3 -	2:33.726	8 - 2:30.058
4 -	2:32.334	9 - 2:27.809
5 -	2:32.031	
77	Niki FAULKNER **	Merlyn Mk14
1 -	2:28.571	6 - 2:22.662
2 -	2:23.946	7 - 2:22.612
3 -	2:22.453	8 - 2:23.593
4 -	2:24.496	9 - 2:21.384
5 -	2:22.757	

**** CARS HAVE NO WORKING TRANSPONDER**
Weather/Track: Cloud/Dry

Classic Racing Cars Championship supported by the Cubicle Centre
RACE 12 - LAP ANALYSIS - Silverstone - 19/20 May 2012
 (contd.)

80	Nicholas FENNELL	Lotus 27
1 - 2:29.743	6 - 2:27.812	
2 - 2:24.581	7 - 2:27.033	
3 - 2:24.927	8 - 2:26.686	
4 - 2:28.893	9 - 2:25.917	
5 - 2:27.532		
88	Michael SCOTT	Brabham BT28
1 - 2:24.758	6 - 2:22.127	
2 - 2:24.471	7 - 2:21.684	
3 - 2:23.683	8 - 2:24.617	
4 - 2:24.229	9 - 2:22.206	
5 - 2:24.719		

**** CARS HAVE NO WORKING TRANSPONDER**
Weather/Track: Cloud/Dry

Classic Racing Cars Championship supported by the Cubicle Centre
RACE 12 - LAP CHART - Silverstone - 19/20 May 2012

Lap 1			Lap 2			Lap 3			Lap 4			Lap 5		
No	Behind	Laptime	No	Behind	Laptime	No	Behind	Laptime	No	Behind	Laptime	No	Behind	Laptime
59		2:22.762	59		2:22.071	59		2:21.542	59		2:21.314	59		2:21.628
88	1.996	2:24.758	88	4.396	2:24.471	88	6.537	2:23.683	88	9.452	2:24.229	31	1 LAP	2:56.105
5	5.148	2:27.910	5	6.765	2:23.688	5	7.623	2:22.400	5	10.346	2:24.037	5	11.777	2:23.059
20	5.413	2:28.175	20	7.260	2:23.918	20	7.912	2:22.194	20	11.240	2:24.642	88	12.543	2:24.719
77	5.809	2:28.571	77	7.684	2:23.946	77	8.595	2:22.453	77	11.777	2:24.496	77	12.906	2:22.757
80	6.981	2:29.743	80	9.491	2:24.581	80	12.876	2:24.927	80	20.455	2:28.893	80	26.359	2:27.532
60	7.794	2:30.556	7	12.469	2:26.212	60	17.166	2:26.169	60	22.145	2:26.293	60	26.805	2:26.288
7	8.328	2:31.090	60	12.539	2:26.816	7	18.010	2:27.083	7	22.750	2:26.054	7	27.008	2:25.886
40	9.623	2:32.385	40	15.564	2:28.012	40	21.923	2:27.901	40	28.616	2:28.007	40	35.756	2:28.768
41	11.624	2:34.386	41	18.592	2:29.039	41	25.912	2:28.862	41	35.270	2:30.672	41	48.428	2:34.786
71	14.720	2:37.482	71	26.136	2:33.487	21	36.467	2:31.341	21	48.095	2:32.942	21	59.526	2:33.059
21	16.413	2:39.175	21	26.668	2:32.326	71	38.320	2:33.726	71	49.340	2:32.334	71	59.743	2:32.031
58	18.037	2:40.799	58	31.410	2:35.444	58	46.377	2:36.509	26	59.103	2:33.724	26	1:11.696	2:34.221
61	18.687	2:41.449	61	31.634	2:35.018	26	46.693	2:36.124	58	1:01.147	2:36.084	6	1:15.295	2:34.995
6	18.822	2:41.584	6	31.817	2:35.066	61	46.795	2:36.703	61	1:01.185	2:35.704	47	1:15.370	2:35.304
26	19.082	2:41.844	26	32.111	2:35.100	6	47.345	2:37.070	47	1:01.694	2:34.374	61	1:17.469	2:37.912
47	20.180	2:42.942	47	33.688	2:35.579	47	48.634	2:36.488	6	1:01.928	2:35.897	11	1:32.184	2:38.481
39	23.049	2:45.811	39	41.141	2:40.163	11	59.723	2:39.588	11	1:15.331	2:36.922	58	1:33.317	2:53.798
11	25.204	2:47.966	11	41.677	2:38.544	39	1:01.388	2:41.789	17	1:18.756	2:36.216	17	1:34.685	2:37.557
37	26.758	2:49.520	17	48.035	2:39.380	17	1:03.854	2:37.361	19	1:22.598	2:36.909	19	1:37.512	2:36.542
49	27.513	2:50.275P	19	49.414	2:40.210	19	1:07.003	2:39.131	39	1:22.978	2:42.904	39	1:40.489	2:39.139
14	27.637	2:50.399	37	49.929	2:45.242	37	1:13.768	2:45.381	62	1:35.920	2:41.861	20	1:46.419	3:56.807P
17	30.726	2:53.488	14	51.705	2:46.139	14	1:15.173	2:45.010	37	1:36.330	2:43.876	62	1:54.993	2:40.701
62	31.012	2:53.774	62	53.950	2:45.009	62	1:15.373	2:42.965	70	1:36.634	2:42.262	37	1:55.582	2:40.880
19	31.275	2:54.037	56	55.314	2:44.734	70	1:15.686	2:41.175	14	1:39.217	2:45.358	70	1:56.115	2:41.109
54	31.876	2:54.638	54	55.628	2:45.823	56	1:16.710	2:42.938	51	1:39.715	2:42.829	14	2:00.726	2:43.137
56	32.651	2:55.413	70	56.053	2:44.059	51	1:18.200	2:42.902	56	1:40.015	2:44.619	51	2:01.353	2:43.266
70	34.065	2:56.827	51	56.840	2:43.739	24	1:19.518	2:43.710	24	1:40.790	2:42.586	56	2:02.575	2:44.188
24	34.580	2:57.342	24	57.350	2:44.841	54	1:19.538	2:45.452	54	1:41.163	2:42.939	24	2:03.652	2:44.490
51	35.172	2:57.934	32	1:03.396	2:48.778	32	1:31.312	2:49.458	32	1:59.797	2:49.799	54	2:03.973	2:44.438
32	36.689	2:59.451	31	1:18.272	2:57.391	31	1:54.333	2:57.603						
31	42.952	3:05.714												

**** CARS HAVE NO WORKING TRANSPONDER**
Weather/Track: Cloud/Dry

Classic Racing Cars Championship supported by the Cubicle Centre
RACE 12 - LAP CHART - Silverstone - 19/20 May 2012
 (contd.)

Lap 6			Lap 7			Lap 8			Lap 9			Lap 10		
No	Behind	Laptime	No	Behind	Laptime	No	Behind	Laptime	No	Behind	Laptime	No	Behind	Laptime
59		2:20.838	59		2:22.141	59		2:21.768	59		2:22.278			
32	1 LAP	2:48.937	14	1 LAP	2:43.325	19	1 LAP	2:40.429	58	1 LAP	2:37.111			
5	13.511	2:22.572	51	1 LAP	2:44.105	70	1 LAP	2:38.780	39	1 LAP	2:37.805			
88	13.832	2:22.127	56	1 LAP	2:43.093	5	14.876	2:23.766	77	16.132	2:21.384			
77	14.730	2:22.662	24	1 LAP	2:42.910	88	16.224	2:24.617	88	16.152	2:22.206			
7	33.245	2:27.075	54	1 LAP	2:42.903	77	17.026	2:23.593	19	1 LAP	2:43.765			
80	33.333	2:27.812	37	1 LAP	2:59.040	51	1 LAP	2:43.001	70	1 LAP	2:40.260			
60	33.821	2:27.854	5	12.878	2:21.508	14	1 LAP	2:45.755	5	34.815	2:42.217			
40	43.861	2:28.943	88	13.375	2:21.684	56	1 LAP	2:44.706	14	1 LAP	2:40.815			
31	1 LAP	2:58.313	77	15.201	2:22.612	24	1 LAP	2:44.453	56	1 LAP	2:40.842			
41	1:00.973	2:33.383	62	1 LAP	3:04.652	54	1 LAP	2:44.386	60	44.561	2:24.761			
21	1:10.199	2:31.511	32	1 LAP	2:50.670	37	1 LAP	2:40.228	24	1 LAP	2:41.276			
71	1:10.451	2:31.546	80	38.225	2:27.033	62	1 LAP	2:39.451	54	1 LAP	2:41.509			
26	1:23.652	2:32.794	7	38.765	2:27.661	60	42.078	2:24.960	7	46.622	2:25.224			
6	1:26.406	2:31.949	60	38.886	2:27.206	80	43.143	2:26.686	80	46.782	2:25.917			
61	1:29.281	2:32.650	40	50.102	2:28.382	7	43.676	2:26.679	37	1 LAP	2:39.260			
47	1:29.455	2:34.923	41	1:15.120	2:36.288	40	56.115	2:27.781	62	1 LAP	2:40.244			
17	1:51.290	2:37.443	31	1 LAP	2:53.952	32	1 LAP	2:49.440	51	1 LAP	2:56.584			
11	1:53.089	2:41.743	21	1:17.146	2:29.088	21	1:24.180	2:28.802	40	1:01.672	2:27.835			
39	2:00.162	2:40.511	71	1:18.024	2:29.714	41	1:24.701	2:31.349	21	1:29.842	2:27.940			
58	2:01.697	2:49.218	26	1:33.518	2:32.007	71	1:26.314	2:30.058	41	1:30.252	2:27.829			
19	2:06.080	2:49.406	6	1:35.067	2:30.802	26	1:41.678	2:29.928	32	1 LAP	2:50.507			
70	2:13.883	2:38.606	61	1:38.577	2:31.437	6	1:43.186	2:29.887	71	1:31.845	2:27.809			
			47	1:39.609	2:32.295	61	1:50.618	2:33.809	26	1:48.904	2:29.504			
			17	2:04.134	2:34.985	31	1 LAP	2:55.856	6	1:48.986	2:28.078			
			11	2:05.278	2:34.330	47	1:50.983	2:33.142	61	2:00.803	2:32.463			
			58	2:14.232	2:34.676	11	2:16.442	2:32.932	47	2:01.227	2:32.522			
			39	2:16.694	2:38.673	17	2:17.284	2:34.918	31	1 LAP	2:54.177			
									11	2:26.526	2:32.362			
									17	2:28.720	2:33.714			

**** CARS HAVE NO WORKING TRANSPONDER**
Weather/Track: Cloud/Dry

ByBox Historic Touring Car Championship Race

RACE 13 - QUALIFYING - Silverstone - 19/20 May 2012

POS	NO	CL	DRIVER(S)	NAT	CAR	TIME	LAPS	GAP	MPH
1	8	K1	Leo VOYAZIDES		Ford Falcon	2:31.713	7		75.52
2	46	B	Dan COX		Ford Lotus Cortina	2:34.013	8	2.300	74.40
3	37	K1	Mike GARDINER		Ford Falcon	2:34.105	9	2.392	74.35
4	6	K1	Warren BRIGGS		Ford Mustang	2:34.152	9	2.439	74.33
5	57	B	Roger COPE		BMW 1800	2:36.459	9	4.746	73.23
6	35	K1	Richard DUTTON		Ford Mustang	2:36.734	9	5.021	73.11
7	44	C	Tim DAVIES		Ford Lotus Cortina	2:36.801	5	5.088	73.07
8	22	K1	Simon GARRAD		Ford Mustang	2:36.947	9	5.234	73.01
9	12	A	Gregory THORNTON		Ford Falcon	2:37.490	9	5.777	72.75
10	3	K5	Andrew LAWLEY		Alfa Romeo GTA	2:38.490	8	6.777	72.30
11	79	C	Mark JONES		Ford Lotus Cortina	2:38.949	9	7.236	72.09
12	5	K1	Jon WOLFE		Ford Falcon V8	2:39.385	9	7.672	71.89
13	25	K1	Louis BRACEY		Ford Mustang	2:39.797	9	8.084	71.70
14	41	K5	Neil BROWN		Ford Lotus Cortina	2:40.293	8	8.580	71.48
15	33	B	James FULLER		Alfa Romeo Giulia Sprint	2:41.049	8	9.336	71.15
16	87	E	Simon BENOY		Hillman Imp	2:41.266	8	9.553	71.05
17	53	C	Andy YOOL **		Ford Anglia 105E	2:41.270	7	9.557	71.05
18	11	K1	Mark ASHWORTH		Ford Mustang	2:41.578	8	9.865	70.91
19	1	D	Roger GODFREY		Austin Cooper S	2:43.839	3	12.126	69.93
20	97	E	David HEALE		Hillman Imp	2:44.903	6	13.190	69.48
21	19	K1	Simon MILLER		Ford Mustang	2:45.411	8	13.698	69.27
22	4	K5	Till BECHTOLSHEIMER		Alfa Romeo Giulia Sprint GT	2:45.933	8	14.220	69.05
23	65	C	Andrew LAW		Ford Anglia 105E	2:45.937	6	14.224	69.05
24	73	C	Robyn SLATER		Ford Anglia 105E	2:46.076	8	14.363	68.99
25	72	K6	Andy HARRISON		Austin Cooper S	2:48.088	8	16.375	68.17
26	39	C	Paul HOPKINSON		Alfa Romeo Giulia Sprint GT	2:48.315	8	16.602	68.07
27	14	A	Colin MCKAY		Jaguar S Type	2:48.812	8	17.099	67.87
28	63	C	John PUGSLEY		Ford Anglia 105E	2:49.031	8	17.318	67.79
29	84	K6	Roger PHILLIPS		Austin Mini Cooper S	2:49.525	5	17.812	67.59
30	30	B	Daniel WRAY		Ford Lotus Cortina	2:50.022	7	18.309	67.39
31	60	C	Mike KOSKELA		Ford Anglia 105E	2:50.176	8	18.463	67.33
32	64	K6	David BRAND		Austin Mini Cooper S	2:53.486	8	21.773	66.05
33	15	A	David LLOYD **		Ford Mustang	2:53.586	7	21.873	66.01
34	83	D	Ian BROWN		Volkswagen Beetle	2:54.825	7	23.112	65.54
35	42	C	Robert ROOK		Ford Cortina	2:54.894	8	23.181	65.51
36	62	K5	Nick SAVAGE		Alfa Romeo GTA	2:55.676	8	23.963	65.22
37	10	K1	Richard OWEN		Ford Galaxie	2:56.593	8	24.880	64.88
38	52	K5	Dave CABENA		Alfa Romeo Giulia Sprint	2:56.775	7	25.062	64.82
39	90	E	Jon ORR		Hillman Imp	3:01.824	7	30.111	63.02
40	55	E	Pete WRIGHT		Austin A40 Farina	3:02.296	7	30.583	62.85
41	80	D	David DUNNELL		Morris Mini Cooper	3:06.271	7	34.558	61.51
42	74	K6	Alex WATKIN		Morris Cooper S	3:06.494	7	34.781	61.44
43	93	E	Stuart KERR		Singer Chamois	3:11.744	7	40.031	59.76
44	34	B	David MORROW		Alfa Romeo Giulia Sprint GT	3:13.762	6	42.049	59.13
45	89	E	Adrian OLIVER		Hillman Imp	3:21.772	6	50.059	56.79
46	78	D	Colin FLYNN		Morris Mini Cooper S	3:47.762	3	1:16.049	50.31
47	88	K7	John BARBER		Abarth 850 TC	3:51.149	6	1:19.436	49.57

DRIVERS MARKED ** HAVE NO WORKING TRANSPONDER
Weather/Track: Cloud/Dry

Silverstone
Circuit Length = 3.640 miles.
Start: 11:10 End: 11:30

Clerk of the Course:		Timekeeper:
----------------------	--	-------------

ByBox Historic Touring Car Championship Race
RACE 13 - QUALIFYING LAP ANALYSIS - Silverstone - 19/20 May 2012

1	Roger GODFREY	Austin Cooper S
1 - X:00.000 2 - 2:52.426 3 - 2:43.839		
3	Andrew LAWLEY	Alfa Romeo GTA
1 - X:00.000 6 - 2:38.490 2 - 2:53.144 7 - 2:39.936 3 - 2:46.223 8 - 2:43.723 4 - 2:40.473 5 - 2:45.884		
4	Till BECHTOLSHEIMER	Alfa Romeo Giulia Sprint GT
1 - X:00.000 6 - 2:47.298 2 - 2:57.458 7 - 2:45.933 3 - 2:50.400 8 - 2:46.080 4 - 2:50.623 5 - 2:52.249		
5	Jon WOLFE	Ford Falcon V8
1 - X:00.000 6 - 2:40.333 2 - 2:48.506 7 - 2:43.222 3 - 2:41.036 8 - 2:44.069 4 - 2:42.129 9 - 2:39.385 5 - 2:41.960		
6	Warren BRIGGS	Ford Mustang
1 - X:00.000 6 - 2:34.184 2 - 2:43.025 7 - 2:38.415 3 - 2:35.133 8 - 2:41.131 4 - 2:41.456 9 - 2:39.544 5 - 2:34.152		
8	Leo VOYAZIDES	Ford Falcon
1 - X:00.000 6 - 2:31.713 2 - 2:45.905 7 - 2:42.368P 3 - 2:34.097 4 - 2:39.330 5 - 2:32.514		

DRIVERS MARKED ** HAVE NO WORKING TRANSPONDER
Weather/Track: Cloud/Dry

ByBox Historic Touring Car Championship Race
RACE 13 - QUALIFYING LAP ANALYSIS - Silverstone - 19/20 May 2012
 (contd.)

10	Richard OWEN	Ford Galaxie
1 - X:00.000	6 - 2:59.297	
2 - 3:11.075	7 - 2:56.593	
3 - 3:04.640	8 - 2:57.215	
4 - 3:00.947		
5 - 2:59.427		
11	Mark ASHWORTH	Ford Mustang
1 - X:00.000	6 - 2:41.655	
2 - 3:02.233	7 - 2:41.578	
3 - 2:42.274	8 - 2:45.177	
4 - 2:43.319		
5 - 2:50.310		
12	Gregory THORNTON	Ford Falcon
1 - X:00.000	6 - 2:39.699	
2 - 2:52.454	7 - 2:45.777	
3 - 2:44.958	8 - 2:37.490	
4 - 2:40.346	9 - 2:59.598P	
5 - 2:38.368		
14	Colin MCKAY	Jaguar S Type
1 - X:00.000	6 - 2:49.002	
2 - 3:00.486	7 - 2:48.812	
3 - 2:49.712	8 - 3:29.868P	
4 - 2:50.288		
5 - 2:51.648		
15	David LLOYD **	Ford Mustang
1 - X:00.000	6 - 2:56.488	
2 - 3:06.884	7 - 2:53.586	
3 - 3:07.974		
4 - 2:57.979		
5 - 2:57.625		
19	Simon MILLER	Ford Mustang
1 - X:00.000	6 - 2:49.738	
2 - 2:53.499	7 - 2:48.306	
3 - 2:45.411	8 - 2:48.605	
4 - 2:48.962		
5 - 2:56.027		

DRIVERS MARKED ** HAVE NO WORKING TRANSPONDER
Weather/Track: Cloud/Dry

ByBox Historic Touring Car Championship Race
RACE 13 - QUALIFYING LAP ANALYSIS - Silverstone - 19/20 May 2012
 (contd.)

22	Simon GARRAD	Ford Mustang
1 - X:00.000	6 - 2:38.284	
2 - 2:48.745	7 - 2:36.947	
3 - 2:38.655	8 - 2:48.870	
4 - 2:39.879	9 - 2:55.236P	
5 - 2:37.965		
25	Louis BRACEY	Ford Mustang
1 - X:00.000	6 - 2:39.999	
2 - 2:56.174	7 - 2:39.797	
3 - 2:41.191	8 - 2:42.443	
4 - 2:41.967	9 - 2:41.656	
5 - 2:43.046		
30	Daniel WRAY	Ford Lotus Cortina
1 - X:00.000	6 - 3:10.852P	
2 - 3:19.702	7 - 5:38.477	
3 - 3:01.108		
4 - 2:53.264		
5 - 2:50.022		
33	James FULLER	Alfa Romeo Giulia Sprint
1 - X:00.000	6 - 2:41.524	
2 - 2:57.246	7 - 2:41.049	
3 - 2:48.619	8 - 2:44.990	
4 - 2:45.172		
5 - 2:45.445		
34	David MORROW	Alfa Romeo Giulia Sprint GT
1 - X:00.000	6 - 3:31.134P	
2 - 3:23.422		
3 - 3:21.918		
4 - 3:13.762		
5 - 3:14.815		
35	Richard DUTTON	Ford Mustang
1 - X:00.000	6 - 2:36.734	
2 - 2:46.022	7 - 2:37.201	
3 - 2:39.981	8 - 2:37.638	
4 - 2:40.202	9 - 2:37.034	
5 - 2:43.620		

DRIVERS MARKED ** HAVE NO WORKING TRANSPONDER
Weather/Track: Cloud/Dry

ByBox Historic Touring Car Championship Race
RACE 13 - QUALIFYING LAP ANALYSIS - Silverstone - 19/20 May 2012
 (contd.)

37	Mike GARDINER	Ford Falcon
1 - X:00.000	6 - 2:34.273	
2 - 2:46.408	7 - 2:41.541	
3 - 2:34.142	8 - 2:36.716	
4 - 2:41.440	9 - 2:34.105	
5 - 2:34.802		
39	Paul HOPKINSON	Alfa Romeo Giulia Sprint GT
1 - X:00.000	6 - 2:51.752	
2 - 3:04.632	7 - 2:51.104	
3 - 2:54.376	8 - 2:48.315	
4 - 2:53.593		
5 - 2:54.585		
41	Neil BROWN	Ford Lotus Cortina
1 - X:00.000	6 - 2:40.293	
2 - 3:01.775	7 - 2:41.642	
3 - 2:43.231	8 - 2:41.253	
4 - 2:41.310		
5 - 2:43.453		
42	Robert ROOK	Ford Cortina
1 - X:00.000	6 - 2:57.180	
2 - 3:05.093	7 - 3:04.372	
3 - 3:01.881	8 - 2:57.235	
4 - 3:00.080		
5 - 2:54.894		
44	Tim DAVIES	Ford Lotus Cortina
1 - X:00.000		
2 - 2:47.946		
3 - 2:39.096		
4 - 2:39.323		
5 - 2:36.801		
46	Dan COX	Ford Lotus Cortina
1 - X:00.000	6 - 2:35.341	
2 - 3:09.871	7 - 2:34.346	
3 - 2:36.769	8 - 3:30.414P	
4 - 2:40.099		
5 - 2:34.013		

DRIVERS MARKED ** HAVE NO WORKING TRANSPONDER
Weather/Track: Cloud/Dry

ByBox Historic Touring Car Championship Race
RACE 13 - QUALIFYING LAP ANALYSIS - Silverstone - 19/20 May 2012
 (contd.)

52	Dave CABENA	Alfa Romeo Giulia Sprint
1 -	X:00.000	6 - 3:15.200
2 -	3:43.228	7 - 2:56.953
3 -	3:02.113	
4 -	2:57.836	
5 -	2:56.775	
53	Andy YOOL **	Ford Anglia 105E
1 -	X:00.000	6 - 2:42.578
2 -	3:04.089	7 - 2:44.931
3 -	6:47.926	
4 -	2:41.270	
5 -	2:45.148	
55	Pete WRIGHT	Austin A40 Farina
1 -	X:00.000	6 - 3:02.296
2 -	3:14.132	7 - 3:04.367
3 -	3:06.219	
4 -	3:05.010	
5 -	3:07.552	
57	Roger COPE	BMW 1800
1 -	X:00.000	6 - 2:36.459
2 -	2:46.856	7 - 2:37.462
3 -	2:38.694	8 - 2:38.082
4 -	2:41.536	9 - 2:38.012
5 -	2:41.631	
60	Mike KOSKELA	Ford Anglia 105E
1 -	X:00.000	6 - 2:55.218
2 -	3:05.780	7 - 2:57.280
3 -	2:56.080	8 - 2:50.176
4 -	2:54.726	
5 -	2:55.223	
62	Nick SAVAGE	Alfa Romeo GTA
1 -	X:00.000	6 - 2:59.981
2 -	3:05.316	7 - 2:58.530
3 -	3:00.852	8 - 2:55.676
4 -	3:00.821	
5 -	2:59.953	

DRIVERS MARKED ** HAVE NO WORKING TRANSPONDER
 Weather/Track: Cloud/Dry

ByBox Historic Touring Car Championship Race
RACE 13 - QUALIFYING LAP ANALYSIS - Silverstone - 19/20 May 2012
 (contd.)

63	John PUGSLEY	Ford Anglia 105E
1 - X:00.000	6 - 2:49.769	
2 - 3:01.874	7 - 2:50.211	
3 - 2:52.846	8 - 2:49.031	
4 - 2:50.173		
5 - 2:51.848		
64	David BRAND	Austin Mini Cooper S
1 - X:00.000	6 - 3:03.295	
2 - 3:10.837	7 - 2:57.319	
3 - 3:02.067	8 - 2:53.486	
4 - 3:00.825		
5 - 3:00.539		
65	Andrew LAW	Ford Anglia 105E
1 - X:00.000	6 - 3:04.968P	
2 - 3:18.751		
3 - 2:58.699		
4 - 2:47.327		
5 - 2:45.937		
72	Andy HARRISON	Austin Cooper S
1 - X:00.000	6 - 2:51.705	
2 - 3:04.314	7 - 2:49.111	
3 - 2:55.632	8 - 2:48.088	
4 - 2:56.526		
5 - 2:55.147		
73	Robyn SLATER	Ford Anglia 105E
1 - X:00.000	6 - 2:49.363	
2 - 2:57.126	7 - 2:48.388	
3 - 2:46.076	8 - 2:49.338	
4 - 2:47.830		
5 - 2:49.014		
74	Alex WATKIN	Morris Cooper S
1 - X:00.000	6 - 3:09.599	
2 - 3:45.782	7 - 3:06.494	
3 - 3:26.326		
4 - 3:24.092		
5 - 3:14.346		

DRIVERS MARKED ** HAVE NO WORKING TRANSPONDER
Weather/Track: Cloud/Dry

ByBox Historic Touring Car Championship Race
RACE 13 - QUALIFYING LAP ANALYSIS - Silverstone - 19/20 May 2012
 (contd.)

78	Colin FLYNN	Morris Mini Cooper S
1 - X:00.000 2 - 3:47.762 3 - 3:58.952P		
79	Mark JONES	Ford Lotus Cortina
1 - X:00.000 6 - 2:39.535 2 - 2:54.950 7 - 2:39.200 3 - 2:42.145 8 - 2:44.441 4 - 2:42.242 9 - 2:38.949 5 - 2:49.179		
80	David DUNNELL	Morris Mini Cooper
1 - X:00.000 6 - 3:06.271 2 - 3:44.895 7 - 3:11.073 3 - 3:13.315 4 - 3:13.985 5 - 3:11.897		
83	Ian BROWN	Volkswagen Beetle
1 - X:00.000 6 - 2:54.825 2 - 3:42.669 7 - 2:54.921 3 - 3:05.432 4 - 2:56.869 5 - 2:55.716		
84	Roger PHILLIPS	Austin Mini Cooper S
1 - X:00.000 2 - 2:59.772 3 - 2:49.525 4 - 2:49.916 5 - 2:51.560		
87	Simon BENOY	Hillman Imp
1 - X:00.000 6 - 2:42.885 2 - 2:57.342 7 - 2:42.694 3 - 2:44.806 8 - 2:41.266 4 - 2:43.111 5 - 2:50.573		

DRIVERS MARKED ** HAVE NO WORKING TRANSPONDER
 Weather/Track: Cloud/Dry

ByBox Historic Touring Car Championship Race
RACE 13 - QUALIFYING LAP ANALYSIS - Silverstone - 19/20 May 2012
 (contd.)

88	John BARBER	Abarth 850 TC
1 - X:00.000	6 - 3:54.839	
2 - 3:51.149		
3 - 3:55.032		
4 - 3:51.835		
5 - 3:51.394		
89	Adrian OLIVER	Hillman Imp
1 - X:00.000	6 - 3:54.799P	
2 - 3:28.013		
3 - 3:43.790		
4 - 3:24.354		
5 - 3:21.772		
90	Jon ORR	Hillman Imp
1 - X:00.000	6 - 3:03.338	
2 - 3:17.268	7 - 4:42.023P	
3 - 3:02.613		
4 - 3:04.861		
5 - 3:01.824		
93	Stuart KERR	Singer Chamois
1 - X:00.000	6 - 3:14.000	
2 - 3:17.468	7 - 3:13.264	
3 - 3:14.338		
4 - 3:11.744		
5 - 3:15.300		
97	David HEALE	Hillman Imp
1 - X:00.000	6 - 3:25.587P	
2 - 2:46.754		
3 - 2:46.071		
4 - 2:44.903		
5 - 2:46.388		

DRIVERS MARKED ** HAVE NO WORKING TRANSPONDER
Weather/Track: Cloud/Dry

ByBox Historic Touring Car Championship Race

RACE 13 - GRID - Silverstone - 19/20 May 2012

ROW
24
ROW
23
ROW
22
ROW
21
ROW
20
ROW
19
ROW
18
ROW
17
ROW
16
ROW
15
ROW
14
ROW
13
ROW
12
ROW
11
ROW
10
ROW
9
ROW
8
ROW
7
ROW
6
ROW
5
ROW
4
ROW
3
ROW
2
ROW
1

		88	BARBER
78	FLYNN	89	OLIVER
34	MORROW	93	KERR
74	WATKIN	80	DUNNELL
55	WRIGHT	90	ORR
52	CABENA	10	OWEN
62	SAVAGE	42	ROOK
83	BROWN	15	LLOYD **
64	BRAND	60	KOSKELA
30	WRAY	84	PHILLIPS
63	PUGSLEY	14	MCKAY
39	HOPKINSON	72	HARRISON
73	SLATER	65	LAW
4	BECHTOLSHEIMER	19	MILLER
97	HEALE	1	GODFREY
11	ASHWORTH	53	YOOL **
87	BENOY	33	FULLER
41	BROWN	25	BRACEY
5	WOLFE	79	JONES
3	LAWLEY	12	THORNTON
22	GARRAD	44	DAVIES
35	DUTTON	57	COPE
6	BRIGGS	37	GARDINER
46	COX	8	VOYAZIDES

POLE

DRIVERS MARKED ** HAVE NO WORKING TRANSPONDER
Weather/Track: Cloud/Dry

Silverstone
Circuit Length = 3.640 miles.
Start: 11:10 End: 11:30

Clerk of the Course:		Timekeeper:
----------------------	--	-------------

ByBox Historic Touring Car Championship Race

RACE 13 - CLASSIFICATION - Silverstone - 19/20 May 2012

POS	NO	CL	DRIVER(S)	NAT	CAR	TIME	LAPS	GAP	MPH	BEST
1	8	K1	Leo VOYAZIDES		Ford Falcon	20:59.140	8		72.59	2:31.146
2	46	B	Dan COX		Ford Lotus Cortina	21:07.732	8	8.592	72.09	2:33.664
3	37	K1	Mike GARDINER		Ford Falcon	21:19.435	8	20.295	71.43	2:33.527
4	6	K1	Warren BRIGGS		Ford Mustang	21:20.008	8	20.868	71.40	2:34.460
5	35	K1	Richard DUTTON		Ford Mustang	21:34.019	8	34.879	70.63	2:36.554
6	12	A	Gregory THORNTON		Ford Falcon	21:49.070	8	49.930	69.82	2:37.416
7	57	B	Roger COPE		BMW 1800	22:04.051	8	1:04.911	69.03	2:38.209
8	41	K5	Neil BROWN		Ford Lotus Cortina	22:10.079	8	1:10.939	68.71	2:39.712
9	5	K1	Jon WOLFE		Ford Falcon V8	22:10.290	8	1:11.150	68.70	2:43.853
10	25	K1	Louis BRACEY		Ford Mustang	22:14.984	8	1:15.844	68.46	2:41.907
11	87	E	Simon BENOY		Hillman Imp	22:18.299	8	1:19.159	68.29	2:43.024
12	11	K1	Mark ASHWORTH		Ford Mustang	22:26.533	8	1:27.393	67.87	2:41.049
13	53	C	Andy YOOL **		Ford Anglia 105E	22:33.501	8	1:34.361	67.52	2:40.565
14	97	E	David HEALE		Hillman Imp	22:35.614	8	1:36.474	67.42	2:43.756
15	4	K5	Till BECHTOLSHEIMER		Alfa Romeo Giulia Sprint GT	22:58.739	8	1:59.599	66.29	2:49.306
16	84	K6	Roger PHILLIPS		Austin Mini Cooper S	22:59.719	8	2:00.579	66.24	2:47.135
17	73	C	Robyn SLATER		Ford Anglia 105E	23:13.701	8	2:14.561	65.58	2:47.158
18	14	A	Colin MCKAY		Jaguar S Type	23:38.358	8	2:39.218	64.44	2:51.005
19	39	C	Paul HOPKINSON		Alfa Romeo Giulia Sprint GT	23:38.890	8	2:39.750	64.41	2:54.164
20	60	C	Mike KOSKELA		Ford Anglia 105E	23:40.473	8	2:41.333	64.34	2:47.937
21	63	D	John PUGSLEY		Ford Anglia 105E	23:40.729	8	2:41.589	64.33	2:49.331
22	72	K6	Andy HARRISON		Austin Cooper S	23:41.416	8	2:42.276	64.30	2:55.891
23	64	K6	David BRAND		Austin Mini Cooper S	21:08.830	7	1 LAP	63.00	2:59.306
24	42	C	Robert ROOK		Ford Cortina	21:10.994	7	1 LAP	62.89	2:57.594
25	15	A	David LLOYD		Ford Mustang	21:22.792	7	1 LAP	62.31	2:58.942
26	89	E	Adrian OLIVER		Hillman Imp	21:24.855	7	1 LAP	62.21	2:55.278
27	10	K1	Richard OWEN		Ford Galaxie	21:26.769	7	1 LAP	62.12	2:57.565
28	62	K5	Nick SAVAGE		Alfa Romeo GTA	21:37.686	7	1 LAP	61.60	3:02.486
29	90	E	Jon ORR		Hillman Imp	21:38.346	7	1 LAP	61.57	3:02.611
30	52	K5	Dave CABENA		Alfa Romeo Giulia Sprint	22:20.636	7	1 LAP	59.63	3:03.617
31	74	D	Alex WATKIN		Morris Cooper S	22:37.738	7	1 LAP	58.87	3:11.358
32	55	E	Pete WRIGHT		Austin A40 Farina	22:51.086	7	1 LAP	58.30	3:05.675
33	93	E	Stuart KERR		Singer Chamois	22:58.432	7	1 LAP	57.99	3:11.388
34	34	B	David MORROW		Alfa Romeo Giulia Sprint GT	23:00.399	7	1 LAP	57.91	3:08.897

NOT CLASSIFIED

33	B	James FULLER		Alfa Romeo Giulia Sprint	11:27.393	4	D.N.F.	66.28	2:43.901
22	K1	Simon GARRAD		Ford Mustang	11:38.036	4	D.N.F.	65.27	2:37.994
79	K5	Mark JONES		Ford Lotus Cortina	20:28.618	3	D.N.F.	27.76	2:44.708
19	K1	Simon MILLER		Ford Mustang	5:37.116	2	D.N.F.	67.18	2:44.197
83	D	Ian BROWN		Volkswagen Beetle	6:05.240	2	D.N.F.	62.00	2:56.986
30	B	Daniel WRAY		Ford Lotus Cortina	2:58.759	1	D.N.F.	62.59	2:58.759
44	C	Tim DAVIES		Ford Lotus Cortina		0	D.N.F.	N/A	

FASTEST LAP

8	K1	Leo VOYAZIDES		Ford Falcon	2:31.146	2	75.81mph	122.00kph
46	B	Dan COX		Ford Lotus Cortina	2:33.664	2	74.57mph	120.00kph
12	A	Gregory THORNTON		Ford Falcon	2:37.416	2	72.79mph	117.14kph
41	K5	Neil BROWN		Ford Lotus Cortina	2:39.712	2	71.74mph	115.46kph
53	C	Andy YOOL **		Ford Anglia 105E	2:40.565	2	71.36mph	114.85kph
87	E	Simon BENOY		Hillman Imp	2:43.024	2	70.28mph	113.11kph
84	K6	Roger PHILLIPS		Austin Mini Cooper S	2:47.135	2	68.56mph	110.33kph
63	D	John PUGSLEY		Ford Anglia 105E	2:49.331	2	67.67mph	108.90kph

Silverstone
Circuit Length = 3.640 miles.

These results are provisional until the conclusion of any judicial and technical matters.

Start: 16:54 End: 17:15

Clerk of the Course:		Timekeeper:
----------------------	--	-------------

ByBox Historic Touring Car Championship Race
RACE 13 - LAP ANALYSIS - Silverstone - 19/20 May 2012

4	Till BECHTOLSHEIMER	Alfa Romeo Giulia Sprint GT
1 -	2:58.529	6 - 2:53.217
2 -	2:49.485	7 - 2:52.237
3 -	2:49.306	8 - 2:50.154
4 -	2:52.725	
5 -	2:53.086	
5	Jon WOLFE	Ford Falcon V8
1 -	2:46.185	6 - 2:43.965
2 -	2:43.853	7 - 2:49.451
3 -	2:46.031	8 - 2:44.266
4 -	2:46.732	
5 -	2:49.807	
6	Warren BRIGGS	Ford Mustang
1 -	2:38.873	6 - 2:44.054
2 -	2:34.460	7 - 2:41.409
3 -	2:38.546	8 - 2:42.784
4 -	2:37.468	
5 -	2:42.414	
8	Leo VOYAZIDES	Ford Falcon
1 -	2:34.445	6 - 2:40.362
2 -	2:31.146	7 - 2:39.579
3 -	2:34.759	8 - 2:39.542
4 -	2:35.888	
5 -	2:43.419	
10	Richard OWEN	Ford Galaxie
1 -	3:06.674	6 - 3:04.992
2 -	2:57.565	7 - 3:04.024
3 -	3:00.099	
4 -	3:06.214	
5 -	3:07.201	
11	Mark ASHWORTH	Ford Mustang
1 -	2:48.248	6 - 2:50.350
2 -	2:41.049	7 - 2:52.013
3 -	2:45.293	8 - 2:49.547
4 -	2:47.901	
5 -	2:52.132	

ByBox Historic Touring Car Championship Race
RACE 13 - LAP ANALYSIS - Silverstone - 19/20 May 2012
 (contd.)

12	Gregory THORNTON	Ford Falcon
1 -	2:42.980	6 - 2:44.632
2 -	2:37.416	7 - 2:45.082
3 -	2:47.369	8 - 2:44.087
4 -	2:42.086	
5 -	2:45.418	
14	Colin MCKAY	Jaguar S Type
1 -	2:57.340	6 - 2:57.658
2 -	2:51.005	7 - 2:56.343
3 -	2:54.025	8 - 2:54.118
4 -	3:02.276	
5 -	3:05.593	
15	David LLOYD	Ford Mustang
1 -	3:03.260	6 - 3:05.653
2 -	2:58.942	7 - 3:05.572
3 -	3:01.465	
4 -	3:02.408	
5 -	3:05.492	
19	Simon MILLER	Ford Mustang
1 -	2:52.919	
2 -	2:44.197	
22	Simon GARRAD	Ford Mustang
1 -	2:42.129	
2 -	2:37.994	
3 -	2:51.000	
4 -	3:26.913P	
25	Louis BRACEY	Ford Mustang
1 -	2:45.641	6 - 2:48.245
2 -	2:41.907	7 - 2:48.105
3 -	2:45.392	8 - 2:44.322
4 -	2:47.657	
5 -	2:53.715	

ByBox Historic Touring Car Championship Race
RACE 13 - LAP ANALYSIS - Silverstone - 19/20 May 2012
 (contd.)

30	Daniel WRAY	Ford Lotus Cortina
1 - 2:58.759		
33	James FULLER	Alfa Romeo Giulia Sprint
1 - 2:46.914 2 - 2:43.901 3 - 2:45.517 4 - 3:11.061		
34	David MORROW	Alfa Romeo Giulia Sprint GT
1 - 3:21.181 6 - 3:14.666 2 - 3:11.422 7 - 3:30.263P 3 - 3:08.897 4 - 3:20.000 5 - 3:13.970		
35	Richard DUTTON	Ford Mustang
1 - 2:38.637 6 - 2:43.829 2 - 2:36.554 7 - 2:43.820 3 - 2:39.950 8 - 2:44.577 4 - 2:40.944 5 - 2:45.708		
37	Mike GARDINER	Ford Falcon
1 - 2:36.012 6 - 2:43.772 2 - 2:33.527 7 - 2:43.310 3 - 2:39.423 8 - 2:41.057 4 - 2:37.875 5 - 2:44.459		
39	Paul HOPKINSON	Alfa Romeo Giulia Sprint GT
1 - 3:01.181 6 - 2:54.164 2 - 3:04.212 7 - 2:54.622 3 - 2:57.146 8 - 2:55.673 4 - 2:56.559 5 - 2:55.333		

ByBox Historic Touring Car Championship Race
RACE 13 - LAP ANALYSIS - Silverstone - 19/20 May 2012
 (contd.)

41	Neil BROWN	Ford Lotus Cortina
1 -	2:44.917	6 - 2:50.693
2 -	2:39.712	7 - 2:48.799
3 -	2:44.566	8 - 2:47.650
4 -	2:43.637	
5 -	2:50.105	
42	Robert ROOK	Ford Cortina
1 -	3:07.275	6 - 3:01.169
2 -	2:59.038	7 - 2:57.594
3 -	2:58.614	
4 -	3:02.036	
5 -	3:05.268	
44	Tim DAVIES	Ford Lotus Cortina
46	Dan COX	Ford Lotus Cortina
1 -	2:34.375	6 - 2:41.893
2 -	2:33.664	7 - 2:41.301
3 -	2:37.169	8 - 2:40.055
4 -	2:37.699	
5 -	2:41.576	
52	Dave CABENA	Alfa Romeo Giulia Sprint
1 -	3:11.817	6 - 3:04.101
2 -	3:08.314	7 - 3:44.416P
3 -	3:04.728	
4 -	3:03.643	
5 -	3:03.617	
53	Andy YOOL **	Ford Anglia 105E
1 -	2:47.706	6 - 2:45.673
2 -	2:40.565	7 - 2:54.060
3 -	2:42.720	8 - 2:46.224
4 -	2:40.955	
5 -	3:15.598	

ByBox Historic Touring Car Championship Race
RACE 13 - LAP ANALYSIS - Silverstone - 19/20 May 2012
 (contd.)

55	Pete WRIGHT	Austin A40 Farina
1 -	3:12.858	6 - 4:02.244
2 -	3:06.968	7 - 3:09.998
3 -	3:06.042	
4 -	3:07.301	
5 -	3:05.675	
57	Roger COPE	BMW 1800
1 -	2:41.125	6 - 2:43.940
2 -	2:38.209	7 - 2:43.987
3 -	2:43.172	8 - 2:46.012
4 -	2:41.379	
5 -	3:06.227	
60	Mike KOSKELA	Ford Anglia 105E
1 -	3:00.883	6 - 2:56.385
2 -	2:47.937	7 - 2:57.724
3 -	2:54.034	8 - 2:56.404
4 -	3:03.465	
5 -	3:03.641	
62	Nick SAVAGE	Alfa Romeo GTA
1 -	3:11.433	6 - 3:04.305
2 -	3:03.547	7 - 3:02.486
3 -	3:04.476	
4 -	3:06.723	
5 -	3:04.716	
63	John PUGSLEY	Ford Anglia 105E
1 -	2:59.749	6 - 2:58.664
2 -	2:49.331	7 - 2:56.742
3 -	2:54.390	8 - 2:54.751
4 -	3:03.127	
5 -	3:03.975	
64	David BRAND	Austin Mini Cooper S
1 -	3:04.100	6 - 3:00.842
2 -	3:00.937	7 - 2:59.306
3 -	2:59.601	
4 -	3:01.869	
5 -	3:02.175	

ByBox Historic Touring Car Championship Race
RACE 13 - LAP ANALYSIS - Silverstone - 19/20 May 2012
 (contd.)

72	Andy HARRISON	Austin Cooper S
1 -	3:01.823	6 - 2:56.004
2 -	3:01.273	7 - 2:56.315
3 -	2:57.280	8 - 2:56.152
4 -	2:55.891	
5 -	2:56.678	
73	Robyn SLATER	Ford Anglia 105E
1 -	2:55.437	6 - 2:55.925
2 -	2:47.158	7 - 2:55.503
3 -	2:51.622	8 - 2:55.537
4 -	2:55.219	
5 -	2:57.300	
74	Alex WATKIN	Morris Cooper S
1 -	3:19.806	6 - 3:11.531
2 -	3:12.384	7 - 3:16.550
3 -	3:11.358	
4 -	3:12.187	
5 -	3:13.922	
79	Mark JONES	Ford Lotus Cortina
1 -	2:44.708	
2 -	3:01.144P	
3 -	X:00.000P	
83	Ian BROWN	Volkswagen Beetle
1 -	3:08.254	
2 -	2:56.986	
84	Roger PHILLIPS	Austin Mini Cooper S
1 -	2:58.162	6 - 2:51.988
2 -	2:47.135	7 - 2:51.826
3 -	2:50.792	8 - 2:50.085
4 -	2:54.533	
5 -	2:55.198	

ByBox Historic Touring Car Championship Race
RACE 13 - LAP ANALYSIS - Silverstone - 19/20 May 2012
 (contd.)

87	Simon BENOY	Hillman Imp
1 -	2:49.439	6 - 2:48.310
2 -	2:43.024	7 - 2:48.048
3 -	2:45.749	8 - 2:45.402
4 -	2:51.972	
5 -	2:46.355	
89	Adrian OLIVER	Hillman Imp
1 -	3:21.568	6 - 2:56.776
2 -	3:13.414	7 - 2:55.278
3 -	2:58.542	
4 -	3:01.349	
5 -	2:57.928	
90	Jon ORR	Hillman Imp
1 -	3:09.500	6 - 3:03.982
2 -	3:02.611	7 - 3:02.676
3 -	3:04.796	
4 -	3:10.186	
5 -	3:04.595	
93	Stuart KERR	Singer Chamois
1 -	3:20.487	6 - 3:20.131
2 -	3:14.277	7 - 3:15.701
3 -	3:11.388	
4 -	3:17.044	
5 -	3:19.404	
97	David HEALE	Hillman Imp
1 -	2:51.363	6 - 2:46.862
2 -	2:43.756	7 - 2:58.323
3 -	2:47.431	8 - 2:51.537
4 -	2:49.570	
5 -	2:46.772	

ByBox Historic Touring Car Championship Race

RACE 13 - LAP CHART - Silverstone - 19/20 May 2012

Lap 1			Lap 2			Lap 3			Lap 4			Lap 5		
No	Behind	Laptime	No	Behind	Laptime	No	Behind	Laptime	No	Behind	Laptime	No	Behind	Laptime
46		2:34.375	8		2:31.146	8		2:34.759	8		2:35.888	8		2:43.419
8	0.070	2:34.445	46	2.448	2:33.664	46	4.858	2:37.169	46	6.669	2:37.699	34	1 LAP	3:20.000
37	1.637	2:36.012	37	3.948	2:33.527	37	8.612	2:39.423	37	10.599	2:37.875	93	1 LAP	3:17.044
35	4.262	2:38.637	6	7.742	2:34.460	6	11.529	2:38.546	6	13.109	2:37.468	46	4.826	2:41.576
6	4.498	2:38.873	35	9.600	2:36.554	35	14.791	2:39.950	35	19.847	2:40.944	37	11.639	2:44.459
57	6.750	2:41.125	57	13.743	2:38.209	57	22.156	2:43.172	57	27.647	2:41.379	6	12.104	2:42.414
22	7.754	2:42.129	22	14.532	2:37.994	12	27.415	2:47.369	12	33.613	2:42.086	35	22.136	2:45.708
12	8.605	2:42.980	12	14.805	2:37.416	41	28.845	2:44.566	53	35.708	2:40.955	12	35.612	2:45.418
79	10.333	2:44.708	41	19.038	2:39.712	53	30.641	2:42.720	41	36.594	2:43.637	41	43.280	2:50.105
41	10.542	2:44.917	25	21.957	2:41.907	22	30.773	2:51.000	25	44.359	2:47.657	57	50.455	3:06.227
25	11.266	2:45.641	53	22.680	2:40.565	25	32.590	2:45.392	11	46.253	2:47.901	5	52.951	2:49.807
5	11.810	2:46.185	11	23.706	2:41.049	11	34.240	2:45.293	5	46.563	2:46.732	25	54.655	2:53.715
33	12.539	2:46.914	5	24.447	2:43.853	5	35.719	2:46.031	87	53.946	2:51.972	11	54.966	2:52.132
53	13.331	2:47.706	33	25.224	2:43.901	33	35.982	2:45.517	97	55.882	2:49.570	87	56.882	2:46.355
11	13.873	2:48.248	87	26.872	2:43.024	87	37.862	2:45.749	33	1:11.155	3:11.061	97	59.235	2:46.772
87	15.064	2:49.439	97	29.528	2:43.756	97	42.200	2:47.431	73	1:13.198	2:55.219	53	1:07.887	3:15.598
97	16.988	2:51.363	19	31.525	2:44.197	73	53.867	2:51.622	4	1:13.807	2:52.725	4	1:23.474	2:53.086
19	18.544	2:52.919	73	37.004	2:47.158	84	55.739	2:50.792	84	1:14.384	2:54.533	84	1:26.163	2:55.198
73	21.062	2:55.437	79	40.261	3:01.144P	4	56.970	2:49.306	22	1:21.798	3:26.913P	73	1:27.079	2:57.300
14	22.965	2:57.340	84	39.706	2:47.135	14	1:02.020	2:54.025	14	1:28.408	3:02.276	60	1:50.303	3:03.641
84	23.787	2:58.162	4	42.423	2:49.485	60	1:02.504	2:54.034	60	1:30.081	3:03.465	14	1:50.582	3:05.593
4	24.154	2:58.529	14	42.754	2:51.005	63	1:03.120	2:54.390	63	1:30.359	3:03.127	63	1:50.915	3:03.975
30	24.384	2:58.759	60	43.229	2:47.937	72	1:20.026	2:57.280	72	1:40.029	2:55.891	72	1:53.288	2:56.678
63	25.374	2:59.749	63	43.489	2:49.331	39	1:22.189	2:57.146	39	1:42.860	2:56.559	39	1:54.774	2:55.333
60	26.508	3:00.883	15	56.611	2:58.942	15	1:23.317	3:01.465	15	1:49.837	3:02.408	64	2:09.025	3:02.175
39	26.806	3:01.181	72	57.505	3:01.273	10	1:23.988	3:00.099	64	1:50.269	3:01.869	15	2:11.910	3:05.492
72	27.448	3:01.823	10	58.648	2:57.565	64	1:24.288	2:59.601	42	1:50.725	3:02.036	42	2:12.574	3:05.268
15	28.885	3:03.260	64	59.446	3:00.937	42	1:24.577	2:58.614	10	1:54.314	3:06.214	10	2:18.096	3:07.201
64	29.725	3:04.100	83	59.649	2:56.986	90	1:36.557	3:04.796	62	2:09.941	3:06.723	62	2:31.238	3:04.716
10	32.299	3:06.674	39	59.802	3:04.212	62	1:39.106	3:04.476	90	2:10.855	3:10.186	90	2:32.031	3:04.595
42	32.900	3:07.275	42	1:00.722	2:59.038	52	1:44.509	3:04.728	52	2:12.264	3:03.643	52	2:32.462	3:03.617
83	33.879	3:08.254	90	1:06.520	3:02.611	55	1:45.518	3:06.042	55	2:16.931	3:07.301	89	2:33.144	2:57.928
90	35.125	3:09.500	62	1:09.389	3:03.547	89	1:53.174	2:58.542	89	2:18.635	3:01.349	55	2:39.187	3:05.675
62	37.058	3:11.433	55	1:14.235	3:06.968	34	2:01.150	3:08.897	74	2:39.497	3:12.187			
52	37.442	3:11.817	52	1:14.540	3:08.314	74	2:03.198	3:11.358						
55	38.483	3:12.858	74	1:26.599	3:12.384	93	2:05.802	3:11.388						
74	45.431	3:19.806	34	1:27.012	3:11.422									
93	46.112	3:20.487	93	1:29.173	3:14.277									
34	46.806	3:21.181	89	1:29.391	3:13.414									
89	47.193	3:21.568												

Silverstone
Circuit Length = 3.640 miles.
Start: 16:54 End: 17:15

ByBox Historic Touring Car Championship Race
RACE 13 - LAP CHART - Silverstone - 19/20 May 2012
 (contd.)

Lap 6			Lap 7			Lap 8			Lap 9			Lap 10		
No	Behind	Laptime	No	Behind	Laptime	No	Behind	Laptime	No	Behind	Laptime	No	Behind	Laptime
8		2:40.362	8		2:39.579	8		2:39.542						
46	6.357	2:41.893	10	1 LAP	3:04.992	46	8.592	2:40.055						
37	15.049	2:43.772	46	8.079	2:41.301	64	1 LAP	2:59.306						
6	15.796	2:44.054	89	1 LAP	2:56.776	42	1 LAP	2:57.594						
35	25.603	2:43.829	62	1 LAP	3:04.305	37	20.295	2:41.057						
74	1 LAP	3:13.922	90	1 LAP	3:03.982	6	20.868	2:42.784						
34	1 LAP	3:13.970	52	1 LAP	3:04.101	15	1 LAP	3:05.572						
12	39.882	2:44.632	6	17.626	2:41.409	89	1 LAP	2:55.278						
93	1 LAP	3:19.404	37	18.780	2:43.310	10	1 LAP	3:04.024						
41	53.611	2:50.693	35	29.844	2:43.820	35	34.879	2:44.577						
57	54.033	2:43.940	12	45.385	2:45.082	62	1 LAP	3:02.486						
5	56.554	2:43.965	57	58.441	2:43.987	90	1 LAP	3:02.676						
25	1:02.538	2:48.245	74	1 LAP	3:11.531	12	49.930	2:44.087						
87	1:04.830	2:48.310	41	1:02.831	2:48.799	57	1:04.911	2:46.012						
11	1:04.954	2:50.350	5	1:06.426	2:49.451	41	1:10.939	2:47.650						
97	1:05.735	2:46.862	34	1 LAP	3:14.666	5	1:11.150	2:44.266						
53	1:13.198	2:45.673	25	1:11.064	2:48.105	25	1:15.844	2:44.322						
4	1:36.329	2:53.217	87	1:13.299	2:48.048	87	1:19.159	2:45.402						
84	1:37.789	2:51.988	11	1:17.388	2:52.013	52	1 LAP	3:44.416P						
73	1:42.642	2:55.925	55	1 LAP	4:02.244	11	1:27.393	2:49.547						
60	2:06.326	2:56.385	93	1 LAP	3:20.131	53	1:34.361	2:46.224						
14	2:07.878	2:57.658	97	1:24.479	2:58.323	97	1:36.474	2:51.537						
39	2:08.576	2:54.164	53	1:27.679	2:54.060	74	1 LAP	3:16.550						
72	2:08.930	2:56.004	4	1:48.987	2:52.237	55	1 LAP	3:09.998						
63	2:09.217	2:58.664	84	1:50.036	2:51.826	93	1 LAP	3:15.701						
64	2:29.505	3:00.842	73	1:58.566	2:55.503	4	1:59.599	2:50.154						
42	2:33.381	3:01.169	79	4 LAPS	14:42.766P	84	2:00.579	2:50.085						
15	2:37.201	3:05.653	39	2:23.619	2:54.622	34	1 LAP	3:30.263P						
			60	2:24.471	2:57.724	73	2:14.561	2:55.537						
			14	2:24.642	2:56.343	14	2:39.218	2:54.118						
			72	2:25.666	2:56.315	39	2:39.750	2:55.673						
			63	2:26.380	2:56.742	60	2:41.333	2:56.404						
						63	2:41.589	2:54.751						
						72	2:42.276	2:56.152						

Silverstone
 Circuit Length = 3.640 miles.
 Start: 16:54 End: 17:15