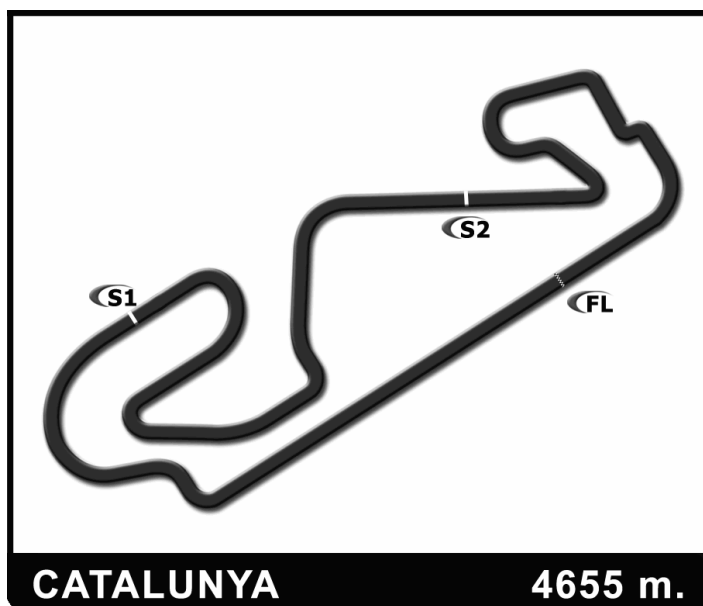


Esperit de Montjuïc

GENTLEMEN DRIVERS

Results Booklet





GENTLEMEN DRIVERS

Esperit de Montjuïc
 Qualifying Practice

Provisional Classification

Nr. Drivers	Team	Car	Cl	Time	Lap	Total	Gap	Kph
1 2 . Voyazides- Hadfield		AC Cobra	C3	2:11.360	11	13	-	127.6
2 5 . Hart- Hugenholtz		AC Cobra	C3	2:11.623	6	7	+0.263	127.3
3 87 . Monteverde - Perason		AC Cobra	C3	2:11.898	3	13	+0.538	127.1
4 89 . Wrigley - Rossi di Montelera		Jaguar E-Type	C3	2:13.398	3	13	+2.038	125.6
5 95 . van der Lof - van der Lof		AC Cobra	C3	2:13.624	2	8	+2.264	125.4
6 82 . Williams - Williams		AC Cobra	C3	2:14.058	8	11	+2.698	125.0
7 101 . Bailly - Bailly		AC Cobra	C3	2:14.645	12	13	+3.285	124.5
8 28 . Folch - Meyrick		Jaguar E-Type	C3	2:14.693	10	12	+3.333	124.4
9 69 J. Beltramelli		Lotus Elan S1	CLP	2:16.038	9	10	+4.678	123.2
10 19 . Tice- Conoley		Marcos 1800GT	CLP	2:17.136	2	13	+5.776	122.2
11 17 . Henderson- Henderson		AC Cobra	C3	2:17.423	8	12	+6.063	121.9
12 29 . Ahlers- Bellinger		Morgan Plus 4 SLR	C2	2:17.908	4	9	+6.548	121.5
13 18 . Brewer- Foster		Aston Martin DP214	C3	2:20.930	3	12	+9.570	118.9
14 40 . Rossi di Montelera - Amar		Porsche 911	C1	2:20.974	3	10	+9.614	118.9
15 54 W. Welch - Ross Jones		Austin Healey 3000 Mk II	C2	2:21.144	11	12	+9.784	118.7
16 61 . Orebi Gann - Bourne		Morgan +4 SLR	C2	2:21.156	5	10	+9.796	118.7
17 86 . Cooke - Dowd		Shelby Mustang GT350	C3	2:21.268	10	12	+9.908	118.6
18 50 . Bateman- Barton		Lotus Elan S2	CLP	2:22.927	4	11	+11.567	117.2
19 112 . Beltran - Tarrero		Porsche 911	C1	2:28.374	9	11	+17.014	112.9

Fastest Lap	Lap 11	Voyazides- Hadfield	2:11.360	127.6 Kph
--------------------	--------	---------------------	-----------------	-----------

Published at:

Track Status: **DRY**

Race Director:	Timekeeper:
-----------------------	--------------------



GENTLEMEN DRIVERS

Esperit de Montjuïc
 Qualifying Practice

Best Sector Times

SECTOR 1			SECTOR 2			SECTOR 3			Pos	Team	Ideal Lap	Best Lap
Pos	Driver	Time	Driver	Time	Driver	Time						
1	2 Voyatzides - Hadfield	35.625	2 Voyatzides - Hadfield	49.691	5 Hart- Hugenholtz	45.869	1	2	2'11.353	2:11.360	(1)	
2	5 Hart- Hugenholtz	35.721	87 Monteverde -Perason	49.734	2 Voyatzides -Hadfield	46.037	2	87	2'11.516	2:11.898	(3)	
3	87 Monteverde -Perason	35.731	95 van der Lof - van der Lof	49.986	87 Monteverde -Perason	46.051	3	5	2'11.623	2:11.623	(2)	
4	95 van der Lof - van der Lof	35.954	5 Hart- Hugenholtz	50.033	89 Wrigley - Raza di Montleora	46.135	4	95	2'12.213	2:13.624	(5)	
5	89 Wrigley - Raza di Montleora	36.140	28 Folch - Meyrick	50.655	95 van der Lof - van der Lof	46.273	5	89	2'12.957	2:13.398	(4)	
6	101 Bailly - Bailly	36.376	89 Wrigley - Raza di Montleora	50.682	28 Folch - Meyrick	46.733	6	82	2'13.895	2:14.058	(6)	
7	82 Williams - Williams	36.416	82 Williams - Williams	50.729	82 Williams - Williams	46.750	7	28	2'14.141	2:14.693	(8)	
8	28 Folch - Meyrick	36.753	101 Bailly - Bailly	50.985	101 Bailly - Bailly	46.922	8	101	2'14.283	2:14.645	(7)	
9	69 J.Beltramelli	37.359	69 J.Beltramelli	51.110	17 Henderson - Henderson	47.457	9	69	2'16.038	2:16.038	(9)	
10	17 Henderson - Henderson	37.629	19 Tice - Conoley	51.133	19 Tice - Conoley	47.552	10	19	2'16.792	2:17.136	(10)	
11	29 Ahlers - Bellinger	37.651	29 Ahlers - Bellinger	52.299	69 J.Beltramelli	47.569	11	17	2'17.423	2:17.423	(11)	
12	54 W.Welch - Ross Jones	37.841	17 Henderson - Henderson	52.337	29 Ahlers - Bellinger	47.958	12	29	2'17.908	2:17.908	(12)	
13	18 Brewer- Foster	37.888	54 W.Welch - Ross Jones	52.922	61 Orebi Gann - Bourne	48.461	13	54	2'19.527	2:21.144	(15)	
14	86 Cooke - Dowd	37.985	61 Orebi Gann - Bourne	53.354	54 W.Welch - Ross Jones	48.764	14	18	2'20.410	2:20.930	(13)	
15	19 Tice - Conoley	38.107	86 Cooke - Dowd	53.360	18 Brewer- Foster	49.051	15	61	2'20.554	2:21.156	(16)	
16	61 Orebi Gann - Bourne	38.739	18 Brewer- Foster	53.471	86 Cooke - Dowd	49.528	16	86	2'20.873	2:21.268	(17)	
17	50 Bateman- Barton	38.766	50 Bateman- Barton	54.225	50 Bateman- Barton	49.587	17	50	2'22.578	2:22.927	(18)	
18	112 Beltran - Tarrero	41.489	112 Beltran - Tarrero	55.611	112 Beltran - Tarrero	50.834	18	112	2'27.934	2:28.374	(19)	



GENTLEMEN DRIVERS

Esperit de Montjuïc
 Qualifying Practice

Fastest Lap Sequence

Practice Time	Team	Car	Class	Driver	Time	Kph	Lap
4:48.180	2	AC Cobra	C3	Voyazides- Hadfield	2:13.696	125.3	2
4:51.611	87	AC Cobra	C3	Monteverde -Perason	2:12.378	126.6	2
7:03.509	87	AC Cobra	C3	Monteverde -Perason	2:11.898	127.1	3
19:29.425	5	AC Cobra	C3	Hart- Hugenholtz	2:11.623	127.3	6
25:41.751	2	AC Cobra	C3	Voyazides- Hadfield	2:11.360	127.6	11



GENTLEMEN DRIVERS

Esperit de Montjuïc
 Qualifying Practice

Analysis

								■ Personal Best ■ Session Best ■ B Crossing the finish line in pit lane							
Lap	D	Time	Sector 1	Sector 2	Sector 3	Kph	Elapsed	Lap	D	Time	Sector 1	Sector 2	Sector 3	Kph	Elapsed
9	1	2:14.943	36.720	51.113	47.110	124.2	23:03.939								
10	1	2:14.295	36.636	50.682	46.977	124.8	25:18.234								
11	1	2:16.090	36.140	52.334	47.616	123.1	27:34.324								
12	1	2:22.690	37.032	51.993	53.665	117.4	29:57.014								
13	1	3:03.477 B	46.155	1:03.944	1:13.378	91.3	33:00.491								
95								AC Cobra C3							
1. van der Lof - van der Lof															
1	1	2:42.933	1:01.451	52.643	48.839	102.9	2:42.933								
2	1	2:13.624	36.855	50.496	46.273	125.4	4:56.557								
3	1	2:23.407 B	35.954	49.986	57.467	116.9	7:19.964								
4	1	6:46.397	5:07.032	51.914	47.451	41.2	14:06.361								
5	1	2:15.358	36.747	51.052	47.559	123.8	16:21.719								
6	1	2:14.505	36.475	50.703	47.327	124.6	18:36.224								
7	1	2:16.773	37.170	51.536	48.067	122.5	20:52.997								
8	1	2:28.464 B	37.766	52.404	58.294	112.9	23:21.461								
101								AC Cobra C3							
1. Bailly - Bailly															
1	1	2:57.389	1:14.361	53.529	49.499	94.5	2:57.389								
2	1	2:15.963	37.170	50.985	47.808	123.3	5:13.352								
3	1	2:18.495	37.671	51.833	48.991	121.0	7:31.847								
4	1	2:15.386	36.578	51.537	47.271	123.8	9:47.233								
5	1	2:14.736	36.376	51.312	47.048	124.4	12:01.969								
6	1	2:15.844	36.693	52.100	47.051	123.4	14:17.813								
7	1	2:31.509 B	37.397	52.630	1:01.482	110.6	16:49.322								
8	1	3:31.208	1:50.056	53.246	47.906	79.3	20:20.530								
9	1	2:16.072	37.149	51.513	47.410	123.2	22:36.602								
10	1	2:16.075	37.598	51.207	47.270	123.2	24:52.677								
11	1	2:15.109	36.895	51.103	47.111	124.0	27:07.786								
12	1	2:14.645	36.469	51.254	46.922	124.5	29:22.431								
13	1	2:48.231 B	40.562	59.303	1:08.366	99.6	32:10.662								
112								Porsche 911 C1							
1. Beltran - Tarrero															
1	1	3:30.261	1:15.970	1:11.945	1:02.346	79.7	3:30.261								
2	1	2:42.093	45.143	1:01.884	55.066	103.4	6:12.354								
3	1	2:37.981	43.355	59.673	54.953	106.1	8:50.335								
4	1	2:52.213 B	45.229	1:00.694	1:06.290	97.3	11:42.548								
5	1	4:06.270	2:14.965	57.974	53.331	68.0	15:48.818								
6	1	2:31.149	42.270	56.759	52.120	110.9	18:19.967								
7	1	2:29.601	42.091	56.008	51.502	112.0	20:49.568								
8	1	2:29.124	41.664	56.249	51.211	112.4	23:18.692								
9	1	2:28.374	41.489	56.051	50.834	112.9	25:47.066								
10	1	2:28.844	41.640	55.611	51.593	112.6	28:15.910								
11	1	2:58.586 B	47.202	1:02.328	1:09.056	93.8	31:14.496								

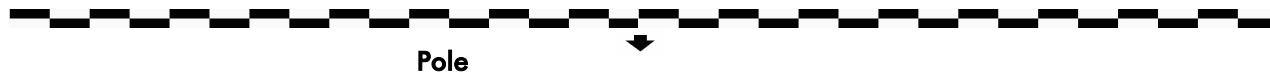


GENTLEMEN DRIVERS

Esperit de Montjuïc
 Race (120')

Starting Grid

2:28.374	Beltran - Tarrero	112	- 10 -		
2:21.268	Cooke - Dowd	86	- 9 -	50	2:22.927 Bateman- Barton
2:21.144	Welch Welch - Ross Jones	54	- 8 -	61	2:21.156 Orebi Gann - Bourne
2:20.930	Brewer- Foster	18	- 7 -	40	2:20.974 Rossi di Montelera - Amar
2:17.423	Henderson- Henderson	17	- 6 -	29	2:17.908 Ahlers- Bellinger
2:16.038	Jose Beltramelli	69	- 5 -	19	2:17.136 Tice- Conoley
2:14.645	Bailly - Bailly	101	- 4 -	28	2:14.693 Folch - Meyrick
2:13.624	van der Lof - van der Lof	95	- 3 -	82	2:14.058 Williams - Williams
2:11.898	Monteverde -Perason	87	- 2 -	89	2:13.398 Wrigley - Rossi di Montelera
2:11.360	Voyazides- Hadfield	2	- 1 -	5	2:11.623 Hart- Hugenholz



Stewards:	Timekeeper:
-----------	-------------



Esperit de Montjuïc
GENTLEMEN DRIVERS
 Race (120')

Final Classification

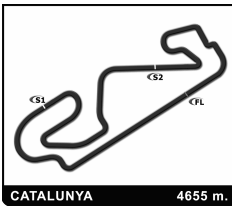
Drivers	Team	Vehicle	Class	Laps	Total Time	Gap	Kph	Best Lap		
								Lap	Time	Kph
1 2 Voyazides- Hadfield		AC Cobra	C3	53	2:01:44.414	-	121.6	53	2:13.632	125.4
2 5 Hart- Hugenholtz		AC Cobra	C3	53	2:02:28.902	+44.488	120.9	49	2:16.681	124.4
3 101 Bailly - Bailly		AC Cobra	C3	52	2:02:41.458	1 Lap	118.4	43	2:16.479	122.8
4 69 Jose Beltramelli		Lotus Elan S1	CLP	51	2:02:31.215	2 Laps	116.3	32	2:19.195	120.4
5 19 Tice- Conoley		Marcos 1800GT	CLP	51	2:02:36.441	2 Laps	116.2	51	2:19.961	119.7
6 17 Henderson- Henderson		AC Cobra	C3	51	2:03:21.651	2 Laps	115.5	46	2:18.017	121.4
7 29 Ahlers- Bellinger		Morgan Plus 4 SLR	C2	51	2:03:58.219	2 Laps	114.9	12	2:21.734	118.2
8 86 Cooke - Dowd		Shelby Mustang GT350	C3	50	2:03:01.156	3 Laps	113.5	44	2:21.182	118.7
9 61 Orebi Gann - Bourne		Morgan +4 SLR	C2	50	2:03:02.794	3 Laps	113.5	48	2:22.207	117.8
10 50 Bateman- Barton		Lotus Elan S2	CLP	49	2:03:52.233	4 Laps	110.5	27	2:23.563	116.7
11 54 Welch Welch - Ross Jones		Austin Healey 3000 Mk II	C2	47	2:02:39.543	6 Laps	107.0	44	2:19.285	120.3
12 87 Monteverde -Perason		AC Cobra	C3	39	1:33:08.289	14 Laps	117.0	38	2:16.489	122.8
13 112 Beltran - Tarrero		Porsche 911	C1	39	1:46:40.098	14 Laps	102.1	7	2:32.372	110.0
Not classified:										
18 Brewer- Foster		Aston Martin DP214	C3	37	2:03:37.271			14	2:22.135	117.9
28 Folch - Meyrick		Jaguar E-Type	C3	25	1:02:55.532			17	2:18.312	121.2
95 van der Lof - van der Lof		AC Cobra	C3	23	52:46.064			18	2:15.557	123.6
89 Wrigley - Rossi di Montelera		Jaguar E-Type	C3	12	39:13.136			11	2:16.627	122.7
40 Rossi di Montelera - Amar		Porsche 911	C1	10	24:22.455			10	2:23.694	116.6
82 Williams - Williams		AC Cobra	C3	3	13:24.831					

Pole Position	Voyazides- Hadfield	2:11.360	
Fastest Lap	Lap 53 Voyazides- Hadfield	2:13.632	125.4 Kph

Published at:

Track Status: **DRY**

Stewards:	Timekeeper:
------------------	--------------------

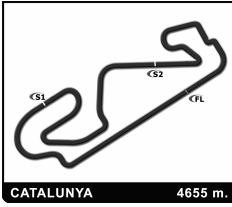


GENTLEMEN DRIVERS

Esperit de Montjuïc
 Race

Lap Chart

		LAP																																		
Nr	Pos	Grid	1	2	3	4	5	6	7	8	9	10	11	12	13	14	15	16	17	18	19	20	21	22	23	24	25	26	27	28	29	30	31	32		
2	1	2	95	95	2	2	2	2	2	2	2	2	2	2	2	2	2	2	2	2	2	2	2	2	2	2	2	2	2	2	2	2	2	2	2	
5	2	5	5	2	95	95	95	95	95	95	95	95	95	95	95	95	95	95	95	95	95	95	95	95	95	95	95	95	95	95	95	95	95	95	95	
87	3	87	2	5	5	5	5	5	5	5	5	5	5	5	5	5	5	5	5	5	5	5	5	101	101	5	5	5	101	101	101	101	101	101		
89	4	89	82	101	101	101	101	101	101	101	101	101	101	101	101	101	101	101	101	101	101	101	101	5	5	87	87	19	19	87	87	87	87	87	87	
95	5	95	101	28	28	28	28	28	28	28	28	28	28	28	28	28	28	28	28	28	28	28	28	69	69	87	87	19	17	17	69	69	69	69	69	
82	6	82	28	69	69	69	69	87	87	87	87	87	87	87	69	69	69	69	69	69	69	69	69	87	87	69	19	17	17	69	19	19	19	19	19	
101	7	101	69	89	18	87	87	69	69	69	69	69	69	19	19	19	19	19	19	19	19	87	19	19	29	69	69	69	50	29	29	29	29	29		
28	8	28	89	18	19	19	19	19	19	19	19	19	19	29	29	29	29	29	29	29	29	87	87	19	29	29	17	50	50	29	50	17	17	17	17	
69	9	69	18	19	87	18	29	29	29	29	29	29	29	87	87	87	87	87	29	29	29	17	17	17	69	29	29	17	17	50	61	61	61	61	61	
19	10	19	19	29	89	89	89	54	54	54	54	54	54	54	54	54	17	17	17	17	17	17	28	28	28	50	61	61	61	61	61	86	86	86	86	
17	11	17	29	87	29	29	54	40	40	40	40	40	17	17	17	17	50	50	50	50	50	50	50	50	28	86	28	86	86	86	86	50	50	50	50	
29	12	29	40	40	54	54	40	17	17	17	17	17	50	50	50	50	86	86	86	86	86	86	61	61	61	61	28	86	112	112	112	112	112	112	112	
18	13	18	54	54	40	40	17	86	86	86	50	50	86	86	86	86	61	61	61	61	61	61	61	86	86	86	112	112	54	54	54	54	54	54	54	
40	14	40	17	17	61	61	61	61	61	61	86	86	61	61	61	61	112	112	112	112	112	112	112	112	112	112	54	54	18	18	18	18	18	18	18	18
54	15	54	87	61	17	17	86	50	50	50	61	61	112	112	112	112	54	54	54	54	54	54	54	54	54	18	18	18	18	18	18	18	18	18	18	18
61	16	61	61	86	86	86	50	112	112	112	112	112	89	89	18	18	18	18	18	18	18	18	18	18	18	18	18	18	18	18	18	18	18	18	18	18
86	17	86	86	50	50	50	112	89	89	89	89	89	18	18	18	18	18	18	18	18	18	18	18	18	18	18	18	18	18	18	18	18	18	18	18	18
50	18	50	50	112	112	112	18	18	18	18	18	18	18	18	18	18	18	18	18	18	18	18	18	18	18	18	18	18	18	18	18	18	18	18	18	18
112	19	112	112	82	82	82	82	82	82	82	82	82	82	82	82	82	82	82	82	82	82	82	82	82	82	82	82	82	82	82	82	82	82	82	82	82



GENTLEMEN DRIVERS

Esperit de Montjuïc
 Race

Lap Chart

LAP

Nr	Pos	33	34	35	36	37	38	39	40	41	42	43	44	45	46	47	48	49	50	51	52	53
2	1	2	2	2	2	2	2	2	2	2	2	2	2	2	2	2	2	2	2	2	2	2
5	2	5	5	5	5	5	5	5	5	5	5	5	5	5	5	5	5	5	5	5	5	5
87	3	101	101	101	101	101	101	101	101	101	101	101	101	101	101	101	101	101	101	101	101	101
89	4	87	87	87	87	87	87	87	69	69	69	69	69	69	69	69	69	69	69	69	69	69
95	5	69	69	69	69	69	69	69	19	19	19	19	19	19	19	19	19	19	19	19	19	19
82	6	19	19	19	19	19	19	19	29	29	29	17	17	17	17	17	17	17	17	17	17	17
101	7	29	29	29	29	29	29	29	17	17	17	29	29	29	29	29	29	29	29	29	29	29
28	8	17	17	17	17	17	17	17	61	61	86	86	86	86	86	86	86	86	86	86	86	86
69	9	61	61	61	61	61	61	61	86	86	61	61	61	61	61	61	61	61	61	61	61	61
19	10	86	86	86	86	86	86	86	50	50	50	50	50	50	50	50	50	50	50	50	50	50
17	11	50	50	50	50	50	50	50	54	54	54	54	54	54	54	54	54	54	54	54	54	54
29	12	112	112	54	54	54	54	54	54	54	54	54	54	54	54	54	54	54	54	54	54	54
18	13	54	54	112	112	112	112	112	112	112	112	112	112	112	112	112	112	112	112	112	112	112
40	14	18	18	18	18	18	18	18	18	18	18	18	18	18	18	18	18	18	18	18	18	18
54	15																					
61	16																					
86	17																					
50	18																					
112	19																					



GENTLEMEN DRIVERS

Esperit de Montjuïc
 Race

Best Sector Times

SECTOR 1			SECTOR 2			SECTOR 3			Pos	Team	Ideal Lap	Best Lap
Pos	Driver	Time	Driver	Time	Driver	Time						
1	5 Hart- Hugenholtz	36.366	2 Voyatzides- Hadfield	50.053	2 Voyatzides- Hadfield	46.900	1	2	2'13.380	2:13.632	(1)	
2	2 Voyatzides- Hadfield	36.427	5 Hart- Hugenholtz	50.621	5 Hart- Hugenholtz	47.165	2	5	2'14.152	2:14.681	(2)	
3	87 Monteverde -Perason	36.625	95 van der Lof - van der Lof	50.727	101 Bailly - Bailly	47.332	3	95	2'15.029	2:15.557	(3)	
4	95 van der Lof - van der Lof	36.683	87 Monteverde -Perason	51.294	95 van der Lof - van der Lof	47.619	4	87	2'15.649	2:16.489	(5)	
5	101 Bailly - Bailly	37.321	101 Bailly - Bailly	51.446	89 Wrigley - Ross d Montlèro	47.634	5	101	2'16.099	2:16.479	(4)	
6	89 Wrigley - Ross d Montlèro	37.346	28 Folch - Meyrick	51.506	87 Monteverde -Perason	47.730	6	89	2'16.527	2:16.627	(6)	
7	28 Folch - Meyrick	37.407	89 Wrigley - Ross d Montlèro	51.547	17 Henderson- Henderson	47.836	7	28	2'17.400	2:18.312	(8)	
8	86 Cooke - Dowd	37.888	69 J.Beltramelli	51.911	69 J.Beltramelli	48.146	8	17	2'17.955	2:18.017	(7)	
9	17 Henderson- Henderson	37.941	17 Henderson- Henderson	52.178	19 Tice- Conoley	48.289	9	69	2'18.152	2:19.195	(9)	
10	54 W.Welch - Ross Jones	38.019	82 Williams - Williams	52.321	28 Folch - Meyrick	48.487	10	54	2'19.012	2:19.285	(10)	
11	69 J.Beltramelli	38.095	54 W.Welch - Ross Jones	52.328	54 W.Welch - Ross Jones	48.665	11	19	2'19.475	2:19.961	(11)	
12	18 Brewer- Foster	38.341	19 Tice- Conoley	52.633	61 Orebi Gann - Bourne	48.974	12	82	2'20.514			
13	19 Tice- Conoley	38.553	29 Ahlers- Bellinger	53.061	29 Ahlers- Bellinger	49.221	13	86	2'20.704	2:21.182	(12)	
14	82 Williams - Williams	38.597	86 Cooke - Dowd	53.143	18 Brewer- Foster	49.515	14	18	2'21.035	2:22.135	(14)	
15	29 Ahlers- Bellinger	38.802	18 Brewer- Foster	53.179	82 Williams - Williams	49.596	15	29	2'21.084	2:21.734	(13)	
16	61 Orebi Gann - Bourne	38.939	61 Orebi Gann - Bourne	53.493	50 Bateman- Barton	49.649	16	61	2'21.406	2:22.207	(15)	
17	50 Bateman- Barton	39.279	40 Ross d Montlèro - Amor	53.868	86 Cooke - Dowd	49.673	17	50	2'23.316	2:23.563	(16)	
18	40 Ross d Montlèro - Amor	39.930	50 Bateman- Barton	54.388	40 Ross d Montlèro - Amor	49.686	18	40	2'23.484	2:23.694	(17)	
19	112 Beltran - Tarrero	42.455	112 Beltran - Tarrero	56.377	112 Beltran - Tarrero	51.937	19	112	2'30.769	2:32.372	(18)	

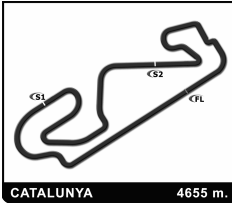


GENTLEMEN DRIVERS

Esperit de Montjuïc
 Race

Fastest Lap Sequence

Practice Time	Team	Car	Class	Driver	Time	Kph	Lap
4:37.241	95	AC Cobra	C3	van der Lof - van der Lof	2:15.937	123.3	2
4:37.942	2	AC Cobra	C3	Voyazides- Hadfield	2:15.610	123.6	2
41:16.889	95	AC Cobra	C3	van der Lof - van der Lof	2:15.557	123.6	18
48:04.002	2	AC Cobra	C3	Voyazides- Hadfield	2:15.364	123.8	21
1:12:20.226	2	AC Cobra	C3	Voyazides- Hadfield	2:14.973	124.2	31
1:14:34.673	2	AC Cobra	C3	Voyazides- Hadfield	2:14.447	124.6	32
1:21:18.939	2	AC Cobra	C3	Voyazides- Hadfield	2:14.411	124.7	35
1:32:32.487	2	AC Cobra	C3	Voyazides- Hadfield	2:14.257	124.8	40
1:55:02.241	2	AC Cobra	C3	Voyazides- Hadfield	2:14.227	124.8	50
1:59:30.782	2	AC Cobra	C3	Voyazides- Hadfield	2:14.167	124.9	52
2:01:44.414	2	AC Cobra	C3	Voyazides- Hadfield	2:13.632	125.4	53



GENTLEMEN DRIVERS
Esperit de Montjuïc
Race

Analysis by lap

Lapped

Nr	Lap Time	Gap	Nr	Lap Time	Gap	Nr	Lap Time	Gap	Nr	Lap Time	Gap	Nr	Lap Time	Gap
19	2:21.158	1 Lap	87	2:17.059	1 Lap	Lap 41			2	2:15.540		2	2:14.689	
50	2:34.667	2 Laps	17	2:19.194	2 Laps				19	2:21.577	2 Laps	69	2:22.920	2 Laps
54	2:21.017	5 Laps	5	2:15.662	25.313	2	2:14.718		112	2:43.160	7 Laps	19	2:21.219	2 Laps
29	2:24.289	1 Lap	69	2:24.436	1 Lap	101	2:17.526	1 Lap	86	2:22.880	3 Laps	54	2:20.269	6 Laps
101	2:17.647	207.274	61	2:22.678	2 Laps	29	2:23.943	2 Laps	61	2:23.573	3 Laps	101	2:17.480	1 Lap
17	2:22.560	1 Lap	19	2:21.098	1 Lap	5	2:17.170	32.514	54	2:20.381	6 Laps	5	2:14.681	39.276
Lap 34			18	2:23.963	15 Laps	17	2:20.170	2 Laps	18	2:25.530	16 Laps	86	2:24.771	3 Laps
2	2:14.848		86	2:22.985	2 Laps	112	5:03.821	6 Laps	101	2:19.085	1 Lap	61	2:22.922	3 Laps
87	2:18.088	1 Lap	54	2:21.711	5 Laps	50	2:31.765	3 Laps	5	2:16.918	37.161	18	2:25.876	16 Laps
5	2:16.262	22.462	112	2:40.002	4 Laps	69	2:19.875	1 Lap	17	2:20.245	2 Laps	50	2:33.459	4 Laps
112	2:40.972	4 Laps	29	2:23.862	1 Lap	19	2:22.104	1 Lap	29	2:25.453	2 Laps	17	2:19.203	2 Laps
69	2:19.987	1 Lap	Lap 38			61	2:22.672	2 Laps	69	2:25.590	1 Lap	29	2:23.497	2 Laps
61	2:22.571	2 Laps	2	2:14.842		86	2:21.276	2 Laps	Lap 46			Lap 50		
18	2:25.601	15 Laps	101	2:17.279	1 Lap	18	2:23.044	15 Laps	2	2:14.551		2	2:14.227	
86	2:24.277	2 Laps	87	2:17.006	1 Lap	54	2:20.252	5 Laps	19	2:21.242	2 Laps	69	2:22.193	2 Laps
19	2:21.536	1 Lap	50	2:33.382	3 Laps	Lap 42			50	2:34.200	4 Laps	19	2:21.394	2 Laps
54	2:21.257	5 Laps	17	2:20.671	2 Laps	2	2:14.305		54	2:19.906	6 Laps	54	2:19.285	6 Laps
50	2:34.256	2 Laps	5	2:16.576	27.047	101	2:17.703	1 Lap	86	2:22.543	3 Laps	5	2:14.893	39.942
29	2:25.081	1 Lap	69	2:22.406	1 Lap	29	2:22.406	2 Laps	61	2:22.903	3 Laps	101	2:19.228	1 Lap
101	2:17.895	210.321	19	2:21.051	1 Lap	5	2:16.518	34.727	101	2:18.452	1 Lap	86	2:23.004	3 Laps
Lap 35			61	2:23.804	2 Laps	17	2:18.633	2 Laps	18	2:26.615	16 Laps	61	2:22.229	3 Laps
2	2:14.411		18	2:22.919	15 Laps	112	2:43.016	6 Laps	112	2:41.836	7 Laps	18	2:24.818	16 Laps
87	2:16.684	1 Lap	86	2:21.938	2 Laps	69	2:20.754	1 Lap	5	2:16.448	39.058	17	2:18.790	2 Laps
17	2:22.989	2 Laps	54	2:20.927	5 Laps	50	2:33.743	3 Laps	17	2:18.953	2 Laps	50	2:30.490	4 Laps
5	2:15.650	23.701	Lap 39			19	2:20.983	1 Lap	29	2:23.623	2 Laps	29	2:23.474	2 Laps
69	2:20.744	1 Lap	2	2:14.925		61	2:23.760	2 Laps	69	2:23.712	1 Lap	Lap 51		
112	2:42.800	4 Laps	29	2:24.637	2 Laps	86	2:22.282	2 Laps	Lap 47			2	2:14.374	
61	2:22.631	2 Laps	101	2:18.222	1 Lap	Lap 43			2	2:14.340		69	2:22.756	2 Laps
18	2:24.521	15 Laps	87	2:16.489	1 Lap	2	2:16.289		19	2:20.632	2 Laps	19	2:20.074	2 Laps
86	2:23.888	2 Laps	112	2:53.530	5 Laps	18	2:25.202	16 Laps	54	2:20.644	6 Laps	5	2:15.072	40.640
19	2:21.692	1 Lap	5	2:15.713	27.835	54	2:20.549	6 Laps	86	2:21.182	3 Laps	54	2:19.787	6 Laps
54	2:21.526	5 Laps	17	2:23.557	2 Laps	101	2:16.939	1 Lap	61	2:22.747	3 Laps	101	2:17.909	1 Lap
29	2:24.498	1 Lap	50	2:34.864	3 Laps	5	2:15.217	33.655	101	2:18.355	1 Lap	86	2:23.441	3 Laps
50	2:35.405	2 Laps	69	2:21.827	1 Lap	29	2:23.082	2 Laps	50	2:35.810	4 Laps	61	2:22.207	3 Laps
101	2:17.623	213.533	19	2:21.753	1 Lap	17	2:19.480	2 Laps	5	2:14.911	39.629	18	2:24.064	16 Laps
Lap 36			61	2:23.751	2 Laps	69	2:28.473	1 Lap	18	2:26.779	16 Laps	17	2:21.296	2 Laps
2	2:14.639		18	2:23.431	15 Laps	50	2:31.815	3 Laps	17	2:20.254	2 Laps	50	2:28.920	4 Laps
87	2:17.157	1 Lap	86	2:22.134	2 Laps	112	2:51.972	6 Laps	29	2:25.148	2 Laps	29	2:22.441	2 Laps
17	2:20.086	2 Laps	54	2:21.136	5 Laps	19	2:21.758	1 Lap	Lap 48			Lap 52		
5	2:15.474	24.536	Lap 40			Lap 44			2	2:16.036		2	2:14.167	
69	2:21.418	1 Lap	2	2:14.257		2	2:15.059		69	2:25.144	2 Laps	69	2:22.254	2 Laps
61	2:23.590	2 Laps	101	2:17.208	1 Lap	61	2:23.981	3 Laps	19	2:21.836	2 Laps	5	2:16.151	42.624
18	2:23.185	15 Laps	29	2:24.470	2 Laps	86	2:24.230	3 Laps	54	2:20.037	6 Laps	19	2:20.449	2 Laps
19	2:22.298	1 Lap	5	2:16.484	30.062	54	2:20.565	6 Laps	86	2:21.966	3 Laps	54	2:19.845	6 Laps
86	2:26.428	2 Laps	17	2:19.122	2 Laps	18	2:25.713	16 Laps	101	2:18.945	1 Lap	101	2:19.431	1 Lap
112	2:45.168	4 Laps	87	2:38.296	1 Lap	101	2:16.479	1 Lap	61	2:24.147	3 Laps	86	2:22.371	3 Laps
54	2:21.719	5 Laps	50	2:33.333	3 Laps	5	2:17.187	35.783	5	2:15.691	39.284	61	2:23.062	3 Laps
29	2:24.272	1 Lap	69	2:20.677	1 Lap	29	2:23.866	2 Laps	50	2:33.651	4 Laps	17	2:19.715	2 Laps
Lap 37			19	2:22.942	1 Lap	17	2:19.899	2 Laps	18	2:24.642	16 Laps	18	2:26.820	16 Laps
2	2:14.885		61	2:22.320	2 Laps	69	2:26.743	1 Lap	17	2:18.017	2 Laps	50	2:27.112	4 Laps
50	2:33.430	3 Laps	86	2:21.324	2 Laps	50	2:33.222	3 Laps	29	2:24.130	2 Laps	29	2:24.486	2 Laps
101	2:18.370	1 Lap	18	2:23.331	15 Laps	Lap 45			Lap 49			Lap 53		
			54	2:20.764	5 Laps									

Circuit de Catalunya
21 i 22 abril 2012
Esperit de Montjuïc

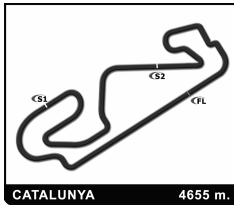


GENTLEMEN DRIVERS
Esperit de Montjuïc
Race

Analysis by lap

■ Lapped

Nr	Lap Time	Gap	Nr	Lap Time	Gap	Nr	Lap Time	Gap	Nr	Lap Time	Gap	Nr	Lap Time	Gap
2	2:13.632													
5	2:15.496	44.488												
69	2:23.246	2 Laps												
19	2:19.961	2 Laps												
54	2:19.501	6 Laps												
101	2:20.375	1 Lap												
86	2:23.065	3 Laps												
61	2:23.337	3 Laps												
17	2:19.776	2 Laps												
18	2:28.478	16 Laps												
50	2:27.361	4 Laps												
29	2:24.482	2 Laps												



GENTLEMEN DRIVERS

Esperit de Montjuïc

Race

Analysis

■ Personal Best ■ Session Best **B** Crossing the finish line in pit lane

Lap	D	Time	Sector 1	Sector 2	Sector 3	Kph	Elapsed	Lap	D	Time	Sector 1	Sector 2	Sector 3	Kph	Elapsed
31	1	2:42.800	45.217			102.9	1:22:17.593								
32	1	2:45.168	46.807			101.5	1:25:02.761								
33	1	2:40.002	44.474	59.743	55.785	104.7	1:27:42.763								
34	1	2:53.530 B	45.116			96.6	1:30:36.293								
35	1	5:03.821	3:06.425			55.2	1:35:40.114								
36	1	2:43.016				102.8	1:38:23.130								
37	1	2:51.972				97.4	1:41:15.102								
38	1	2:43.160	46.348	1:01.130	55.682	102.7	1:43:58.262								
39	1	2:41.836	44.639	1:00.196	57.001	103.5	1:46:40.098								



GENTLEMEN DRIVERS

Esperit de Montjuïc
 Race

Classification (Hour 1)

Nr. Drivers	Team	Car	Class	Laps	Total Time	Gap	Best Lap			
							Lap	Time	Kph	
1 2	Voyatzides- Hadfield	AC Cobra	C3	27	1:01'56.095		21	2'15.364	123.8	
2 5	Hart- Hugenholtz	AC Cobra	C3	27	1:03'31.371	1'35.276	1'35.276	27	2'16.184	123.1
3 101	Bailly - Bailly	AC Cobra	C3	27	1:04'26.171	2'30.076	54.800	18	2'18.215	121.2
4 19	Tica- Conoley	Marcos 1800GT	CLP	27	1:04'30.079	2'33.984	3.908	21	2'21.781	118.2
5 87	Monteverde -Perason	AC Cobra	C3	27	1:05'17.025	3'20.930	46.946	22	2'17.720	121.7
6 69	Beltramelli	Lotus Elan S1	CLP	27	1:05'33.032	3'36.937	16.007	26	2'19.589	120.1
7 17	Henderson- Henderson	AC Cobra	C3	26	1:03'08.272	1 Laps	1 Laps	15	2'20.903	118.9
8 50	Bateman- Barton	Lotus Elan S2	CLP	26	1:03'50.556	1 Laps	42.284	10	2'24.278	116.2
9 29	Ahlers- Bellinger	Morgan Plus 4 SLR	C2	26	1:03'57.910	1 Laps	7.354	12	2'21.734	118.2
10 61	Orebi Gann - Bourne	Morgan +4 SLR	C2	25	1:01'51.558	2 Laps	1 Laps	21	2'24.548	115.9
11 28	Folch - Meyrick	Jaguar E-Type	C3	25	1:02'55.532	2 Laps	1'03.974	17	2'18.312	121.2
12 86	Cooke - Dowd	Shelby Mustang GT350	C3	25	1:03'24.864	2 Laps	29.332	14	2'25.977	114.8
13 112	Beltran - Tarrero	Porsche 911	C1	24	1:01'54.098	3 Laps	1 Laps	7	2'32.372	110.0
14 95	van der Lof - van der Lof	AC Cobra	C3	23	52'46.064	4 Laps	1 Laps	18	2'15.557	123.6
15 54	Welch - Ross Jones	Austin Healey 3000 Mk II	C2	22	1:03'59.112	5 Laps	1 Laps	21	2'21.608	118.3
16 18	Brewer- Foster	Aston Martin DP214	C3	13	1:03'58.692	14 Laps	9 Laps	9	2'22.766	117.4
17 89	Wrigley - Rossi di Montelera	Jaguar E-Type	C3	12	39'13.136	15 Laps	1 Laps	11	2'16.627	122.7
18 40	Rossi di Montelera - Amar	Porsche 911	C1	10	24'22.455	17 Laps	2 Laps	10	2'23.694	116.6
19 82	Williams - Williams	AC Cobra	C3	3	13'24.831	24 Laps	7 Laps			

Published at:

Race Director:	Timekeeper:
-----------------------	--------------------