



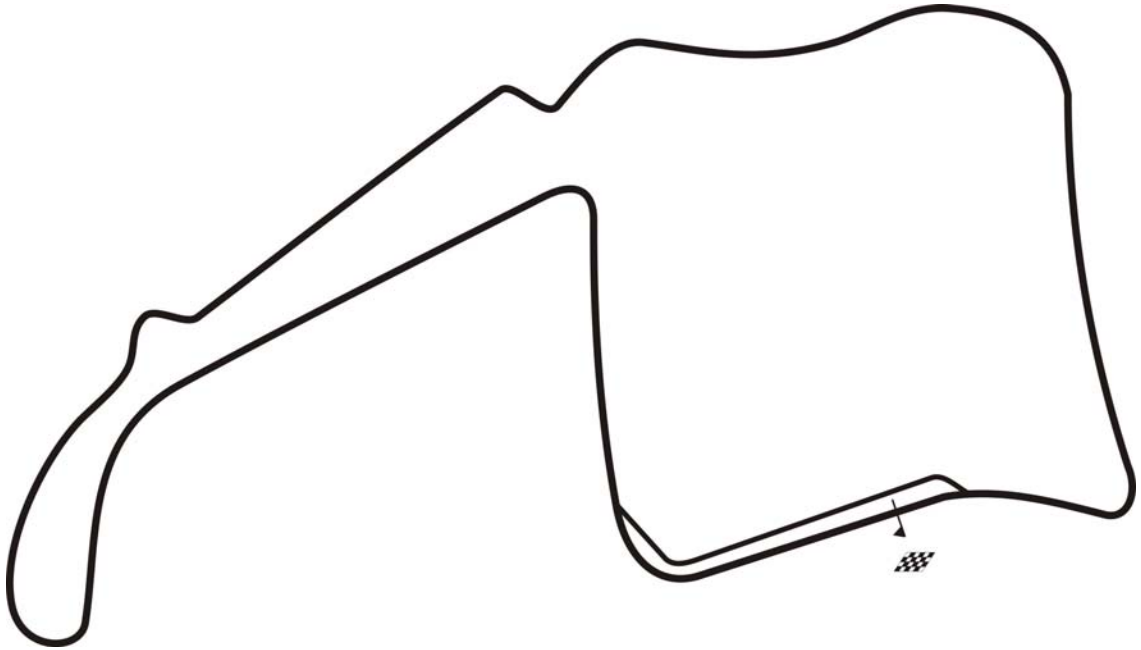
Historic Race Meeting

Oulton Park Gold Cup
27 – 29 August 2011



Timing and Results by MST SYSTEMS Ltd
www.mstworld.com

OULTON PARK



CIRCUIT LENGTH 2.692 Miles / 4.332 Kilometres



70s Road Sports

RACE 1 - QUALIFYING - Oulton Park 27/28/29 August 2011

POS	NO	CL	DRIVER	NAT	CAR	TIME	LAPS	GAP	MPH
1	1	B	Peter SHAW		TVR Tuscan	2:03.702	7		78.34
2	64	A	Paul ANDERSON		Porsche 928	2:07.892	7	4.190	75.77
3	24	B	Charles BARTER		Datsun 240Z	2:07.896	4	4.194	75.77
4	13	C	Dean FORWARD		Lotus Elan	2:07.990	7	4.288	75.71
5	5	A	Ian JACOBS		Mercedes 450SL	2:10.135	3	6.433	74.47
6	29	A	Phil BRIGGS		Porsche 928	2:10.893	5	7.191	74.03
7	7	F	Andrew MCALPINE		Ferrari 308GT4	2:10.945	7	7.243	74.01
8	65	C	Steve COOKE		Lotus 7 S4	2:12.376	5	8.674	73.21
9	9	B	Julian BARTER		TVR 3000M	2:13.096	7	9.394	72.81
10	77	D2	John THOMASON		Triumph GT6 MkIII	2:13.109	7	9.407	72.80
11	46	C	Oliver FORD		Lotus Europa	2:13.115	6	9.413	72.80
12	82	D1	Alex CHILDS		Alfa Romeo GT Junior	2:14.572	7	10.870	72.01
13	75	D2	Tom ROCHE		Alfa Romeo 2000 GTV	2:14.758	7	11.056	71.91
14	68	D2	Jon WAGSTAFF		Alfa Romeo 2000 GTV	2:19.203	6	15.501	69.61
15	57	D2	Mark OLDFIELD		Lancia Monte Carlo	2:19.845	6	16.143	69.30
16	58	D2	Robert BARTER		Jensen Healey	2:20.824	6	17.122	68.81
17	31	B	Mark BENNETT		Renault Alpine A310	2:22.075	6	18.373	68.21
18	30	F	Michael PARDEN		TVR 2500	2:22.093	6	18.391	68.20
19	10	C	Nigel ASHLEY		Lotus Europa	2:23.185	6	19.483	67.68
20	41	C	Howard BENTHAM		Lotus Elan	2:24.371	6	20.669	67.12
21	98	D2	Bob TROTTER		Alfa Romeo 2000 GTV	2:24.985	6	21.283	66.84
22	34	D2	Justin WILSON		Alfa Romeo Bertone	2:27.426	6	23.724	65.73
23	45	F	Johan DENEKAMP		Alfa Romeo	2:27.909	6	24.207	65.52
24	12	B	Ashley ST JOHN-HART		Triumph Stag	2:27.968	6	24.266	65.49
25	56	D2	Sarah HUTCHISON		Lancia Beta	2:28.035	4	24.333	65.46
26	81	D2	John DOBSON		Alfa Romeo 2000 GTV	2:29.283	6	25.581	64.91
27	76	D2	David ERWIN		Alfa Romeo 2000 GTV	2:29.326	6	25.624	64.90
28	32	E	Nick STRONG		Fiat 128	2:39.458	6	35.756	60.77
29	59	E	Ralph HARWOOD-PENN		MG Midget	2:39.724	6	36.022	60.67
30	47	C	Ian FORD		Austin Healey Sprite	2:40.367	6	36.665	60.43

Weather/Track: Bright/Wet

These results are provisional until the conclusion of any judicial and technical matters.

Oulton Park
Circuit Length = 2.6920 miles.
Start: 12:03 End: 12:18

Clerk of the Course:

Timekeeper:

70s Road Sports

RACE 1 - QUALIFYING LAP ANALYSIS - Oulton Park 27/28/29 August 2011

1	Peter SHAW	TVR Tuscan
1 - X:00.000	6 - 2:21.828	
2 - 2:03.702	7 - 2:21.659	
3 - 2:14.612D		
4 - 2:28.312		
5 - 2:26.734		
5	Ian JACOBS	Mercedes 450SL
1 - X:00.000		
2 - 2:10.135		
3 - 2:21.797P		
7	Andrew MCALPINE	Ferrari 308GT4
1 - X:00.000	6 - 2:23.513	
2 - 2:10.945	7 - 2:20.155	
3 - 2:16.376		
4 - 2:27.373		
5 - 2:29.489		
9	Julian BARTER	TVR 3000M
1 - X:00.000	6 - 2:14.692	
2 - 2:13.096	7 - 2:13.626	
3 - 2:16.738		
4 - 2:20.921		
5 - 2:18.601		
10	Nigel ASHLEY	Lotus Europa
1 - X:00.000	6 - 2:37.434	
2 - 2:23.185		
3 - 2:35.631		
4 - 2:45.658		
5 - 2:42.186		
12	Ashley ST JOHN-HART	Triumph Stag
1 - X:00.000	6 - 2:29.207	
2 - 2:28.845		
3 - 2:31.471		
4 - 2:35.142		
5 - 2:27.968		

Weather/Track: Bright/Wet

www.mstworld.com

Page 1 of 6

Oulton Park
Circuit Length = 2.6920 miles.
Start: 12:03 End: 12:18

Printed - 12:21 Saturday, 27 August 2011

70s Road Sports

RACE 1 - QUALIFYING LAP ANALYSIS - Oulton Park 27/28/29 August 2011

(contd.)

13	Dean FORWARD	Lotus Elan
1 - X:00.000	6 - 2:20.958	
2 - 2:07.990	7 - 2:16.684	
3 - 2:16.485		
4 - 2:26.408		
5 - 2:26.491		
18	Richard ARMSTRONG	Porsche 928
1 - X:00.000P		
24	Charles BARTER	Datsun 240Z
1 - X:00.000		
2 - 2:07.896		
3 - 2:11.873		
4 - 2:40.824P		
29	Phil BRIGGS	Porsche 928
1 - X:00.000		
2 - 2:10.893		
3 - 2:17.842		
4 - 2:32.949		
5 - 2:45.703P		
30	Michael PARDEN	TVR 2500
1 - X:00.000	6 - 2:37.816	
2 - 2:22.093		
3 - 2:30.808		
4 - 2:58.513		
5 - 2:30.403		
31	Mark BENNETT	Renault Alpine A310
1 - X:00.000	6 - 2:28.336	
2 - 2:22.075		
3 - 2:22.402		
4 - 2:34.100		
5 - 2:33.987		

Weather/Track: Bright/Wet

www.mstworld.com

Page 2 of 6

Oulton Park
Circuit Length = 2.6920 miles.
Start: 12:03 End: 12:18

Printed - 12:21 Saturday, 27 August 2011

70s Road Sports

RACE 1 - QUALIFYING LAP ANALYSIS - Oulton Park 27/28/29 August 2011

(contd.)

32	Nick STRONG	Fiat 128
1 - X:00.000	6 - 2:43.095	
2 - 2:39.458		
3 - 2:45.832		
4 - 2:45.900		
5 - 2:46.442		
34	Justin WILSON	Alfa Romeo Bertone
1 - X:00.000	6 - 2:37.035	
2 - 2:27.426		
3 - 2:36.297		
4 - 2:42.342		
5 - 2:42.004		
41	Howard BENTHAM	Lotus Elan
1 - X:00.000	6 - 2:24.371	
2 - 2:30.611P		
3 - 3:22.874		
4 - 2:31.020		
5 - 2:27.399		
45	Johan DENEKAMP	Alfa Romeo
1 - X:00.000	6 - 2:41.725	
2 - 2:27.909		
3 - 2:35.260		
4 - 2:52.493		
5 - 2:48.881		
46	Oliver FORD	Lotus Europa
1 - X:00.000	6 - 2:22.179	
2 - 2:13.115		
3 - 2:21.897		
4 - 2:30.601		
5 - 2:45.118		
47	Ian FORD	Austin Healey Sprite
1 - X:00.000	6 - 2:42.660	
2 - 2:40.367		
3 - 2:46.594		
4 - 2:47.773		
5 - 2:42.291		

Weather/Track: Bright/Wet

www.mstworld.com

Page 3 of 6

Oulton Park
Circuit Length = 2.6920 miles.
Start: 12:03 End: 12:18

Printed - 12:21 Saturday, 27 August 2011

70s Road Sports

RACE 1 - QUALIFYING LAP ANALYSIS - Oulton Park 27/28/29 August 2011

(contd.)

56	Sarah HUTCHISON	Lancia Beta
1 - X:00.000 2 - 2:28.035 3 - 2:35.577 4 - 2:43.112		
57	Mark OLDFIELD	Lancia Monte Carlo
1 - X:00.000 6 - 2:28.729 2 - 2:19.845 3 - 2:29.111 4 - 2:41.776 5 - 2:32.164		
58	Robert BARTER	Jensen Healey
1 - X:00.000 6 - 2:25.380 2 - 2:20.824 3 - 2:28.384 4 - 2:30.357 5 - 2:28.801		
59	Ralph HARWOOD-PENN	MG Midget
1 - X:00.000 6 - 2:44.169 2 - 2:39.724 3 - 2:48.784 4 - 2:46.306 5 - 2:45.307		
64	Paul ANDERSON	Porsche 928
1 - X:00.000 6 - 2:24.305 2 - 2:07.892 7 - 2:18.168 3 - 2:18.934 4 - 2:29.848 5 - 2:25.537		
65	Steve COOKE	Lotus 7 S4
1 - X:00.000 2 - 2:12.376 3 - 2:16.403 4 - 2:40.951 5 - 2:53.911P		

Weather/Track: Bright/Wet

www.mstworld.com

Page 4 of 6

Oulton Park
Circuit Length = 2.6920 miles.
Start: 12:03 End: 12:18

Printed - 12:21 Saturday, 27 August 2011

70s Road Sports

RACE 1 - QUALIFYING LAP ANALYSIS - Oulton Park 27/28/29 August 2011

(contd.)

68	Jon WAGSTAFF	Alfa Romeo 2000 GTV
1 - X:00.000	6 - 2:27.616	
2 - 2:19.203		
3 - 2:28.879		
4 - 2:47.172		
5 - 2:35.665		
75	Tom ROCHE	Alfa Romeo 2000 GTV
1 - X:00.000	6 - 2:27.192	
2 - 2:14.758	7 - 2:21.208	
3 - 2:18.008		
4 - 2:34.929		
5 - 2:26.399		
76	David ERWIN	Alfa Romeo 2000 GTV
1 - X:00.000	6 - 2:39.402	
2 - 2:29.326		
3 - 2:38.070		
4 - 2:46.284		
5 - 2:43.209		
77	John THOMASON	Triumph GT6 MkIII
1 - X:00.000	6 - 2:24.473	
2 - 2:13.109	7 - 2:33.167	
3 - 2:20.153		
4 - 2:33.778		
5 - 2:27.337		
81	John DOBSON	Alfa Romeo 2000 GTV
1 - X:00.000	6 - 2:40.421	
2 - 2:29.283		
3 - 2:36.403		
4 - 2:50.022		
5 - 2:42.619		
82	Alex CHILDS	Alfa Romeo GT Junior
1 - X:00.000	6 - 2:31.180	
2 - 2:14.572	7 - 2:21.417	
3 - 2:20.406		
4 - 2:30.351		
5 - 2:29.550		

Weather/Track: Bright/Wet

www.mstworld.com

Page 5 of 6

Oulton Park
Circuit Length = 2.6920 miles.
Start: 12:03 End: 12:18

Printed - 12:21 Saturday, 27 August 2011


70s Road Sports

RACE 1 - QUALIFYING LAP ANALYSIS - Oulton Park 27/28/29 August 2011 (contd.)

98	Bob TROTTER	Alfa Romeo 2000 GTV
1 - X:00.000	6 - 2:28.657	
2 - 2:24.985		
3 - 2:28.825		
4 - 2:33.913		
5 - 2:31.122		

70s Road Sports

RACE 1 - GRID - AMENDED - Oulton Park 27/28/29 August 2011

ROW 17	35	GATE		
ROW 16	2	BAGNALL	18	ARMSTRONG
ROW 15	59	HARWOOD-PENN	47	FORD
ROW 14	76	ERWIN	32	STRONG
ROW 13	56	HUTCHISON	81	DOBSON
ROW 12	45	DENEKAMP	12	ST JOHN-HART
ROW 11	98	TROTTER	34	WILSON
ROW 10	10	ASHLEY	41	BENTHAM
ROW 9	31	BENNETT	30	PARDEN
ROW 8	57	OLDFIELD	58	BARTER
ROW 7	75	ROCHE	68	WAGSTAFF
ROW 6	46	FORD	82	CHILDS
ROW 5	9	BARTER	77	THOMASON
ROW 4	7	MCALPINE	65	COOKE
ROW 3	5	JACOBS	29	BRIGGS
ROW 2	24	BARTER	13	FORWARD
ROW 1	1	SHAW	64	ANDERSON
POLE				
				

Cars 2, 18, 35 practised out of session, allowed to start at back of grid.

Weather/Track: Bright/Wet

These results are provisional until the conclusion of any judicial and technical matters.

Oulton Park

Circuit Length = 2.6920 miles.

Start: 12:03 End: 12:18

Clerk of the Course:

Timekeeper:

HSCC 70s Road Sports

RACE 1 - CLASSIFICATION - Oulton Park 27/28/29 August 2011

POS	NO	CL	DRIVER	NAT	CAR	TIME	LAPS	GAP	MPH	BEST
1	1	B	Peter SHAW		TVR Tuscan	20:00.109	9		72.67	2:05.210
2	24	B	Charles BARTER		Datsun 240Z	20:10.725	9	10.616	72.04	2:05.768
3	5	A	Ian JACOBS		Mercedes 450SL	20:15.596	9	15.487	71.75	2:01.890
4	13	C	Dean FORWARD		Lotus Elan	20:27.831	9	27.722	71.03	2:06.152
5	9	B	Julian BARTER		TVR 3000M	20:32.886	9	32.777	70.74	2:03.781
6	29	A	Phil BRIGGS		Porsche 928	20:33.965	9	33.856	70.68	2:06.311
7	41	C	Howard BENTHAM		Lotus Elan	20:38.037	9	37.928	70.45	2:06.663
8	7	F	Andrew MCALPINE		Ferrari 308GT4	21:00.231	9	1:00.122	69.21	2:11.051
9	75	D2	Tom ROCHE		Alfa Romeo 2000 GTV	21:01.816	9	1:01.707	69.12	2:11.748
10	77	D2	John THOMASON		Triumph GT6 MkIII	21:24.667	9	1:24.558	67.89	2:11.112
11	30	F	Michael PARDEN		TVR 2500	21:25.623	9	1:25.514	67.84	2:12.839
12	68	D2	Jon WAGSTAFF		Alfa Romeo 2000 GTV	21:46.481	9	1:46.372	66.76	2:14.049
13	35	A	Robert GATE		Jaguar E-Type	21:52.566	9	1:52.457	66.45	2:13.021
14	57	D2	Mark OLDFIELD		Lancia Monte Carlo	21:58.992	9	1:58.883	66.12	2:15.383
15	18	A	Richard ARMSTRONG		Porsche 928	22:17.583	9	2:17.474	65.20	2:16.101
16	12	B	Ashley ST JOHN-HART		Triumph Stag	22:25.461	9	2:25.352	64.82	2:19.238
17	10	C	Nigel ASHLEY		Lotus Europa	20:14.318	8	1 LAP	63.84	2:19.727
18	34	D2	Justin WILSON		Alfa Romeo Bertone	20:46.656	8	1 LAP	62.19	2:25.029
19	76	D2	David ERWIN		Alfa Romeo 2000 GTV	21:04.362	8	1 LAP	61.31	2:24.384
20	59	E	Ralph HARWOOD-PENN		MG Midget	21:05.875	8	1 LAP	61.24	2:25.166
21	32	E	Nick STRONG		Fiat 128	21:10.918	8	1 LAP	61.00	2:30.091

NOT CLASSIFIED

82	D1	Alex CHILDS	Alfa Romeo GT Junior	13:57.084	6	D.N.F.	69.46	2:14.311
98	D2	Bob TROTTER	Alfa Romeo 2000 GTV	13:57.729	6	D.N.F.	69.41	2:15.191
46	C	Oliver FORD	Lotus Europa	11:31.017	5	D.N.F.	70.12	2:09.133
2	A	Adam BAGNALL	Jaguar E-Type	9:01.276	4	D.N.F.	71.61	2:07.452
31	B	Mark BENNETT	Renault Alpine A310	9:14.412	4	D.N.F.	69.92	2:12.171
45	F	Johan DENEKAMP	Alfa Romeo	10:05.614	4	D.N.F.	64.00	2:25.629
47	C	Ian FORD	Austin Healey Sprite	10:26.674	4	D.N.F.	61.85	2:30.809
64	A	Paul ANDERSON	Porsche 928	6:35.191	3	D.N.F.	73.56	2:06.268
56	D2	Sarah HUTCHISON	Lancia Beta	5:20.130	2	D.N.F.	60.54	2:29.016
65	C	Steve COOKE	Lotus 7 S4	2:23.130	1	D.N.F.	67.70	2:23.130
81	D2	John DOBSON	Alfa Romeo 2000 GTV		0	D.N.F.	N/A	

FASTEST LAP

5	A	Ian JACOBS	Mercedes 450SL	2:01.890	4	79.50mph	127.95kph
9	B	Julian BARTER	TVR 3000M	2:03.781	3	78.29mph	126.00kph
13	C	Dean FORWARD	Lotus Elan	2:06.152	3	76.82mph	123.63kph
7	F	Andrew MCALPINE	Ferrari 308GT4	2:11.051	4	73.95mph	119.01kph
77	D2	John THOMASON	Triumph GT6 MkIII	2:11.112	3	73.91mph	118.95kph
82	D1	Alex CHILDS	Alfa Romeo GT Junior	2:14.311	4	72.15mph	116.12kph
59	E	Ralph HARWOOD-PENN	MG Midget	2:25.166	3	66.75mph	107.43kph

Weather/Track: Changeable/Wet

These results are provisional until the conclusion of any judicial and technical matters.

Oulton Park
Circuit Length = 2.6920 miles.
Start: 12:05 End: 12:25

Clerk of the Course:

Timekeeper:

HSCC 70s Road Sports

RACE 1 - LAP ANALYSIS - Oulton Park 27/28/29 August 2011

1	Peter SHAW	TVR Tuscan
1 - 2:15.099	6 - 2:12.229	
2 - 2:06.000	7 - 2:22.770	
3 - 2:06.216	8 - 2:21.798	
4 - 2:05.210	9 - 2:23.004	
5 - 2:07.783		
2	Adam BAGNALL	Jaguar E-Type
1 - 2:33.387		
2 - 2:11.607		
3 - 2:08.830		
4 - 2:07.452		
5	Ian JACOBS	Mercedes 450SL
1 - 2:22.867	6 - 2:20.064	
2 - 2:06.022	7 - 2:19.632	
3 - 2:02.500	8 - 2:25.819	
4 - 2:01.890	9 - 2:33.720	
5 - 2:03.082		
7	Andrew MCALPINE	Ferrari 308GT4
1 - 2:26.380	6 - 2:20.818	
2 - 2:13.259	7 - 2:26.202	
3 - 2:11.539	8 - 2:29.111	
4 - 2:11.051	9 - 2:27.623	
5 - 2:14.248		
9	Julian BARTER	TVR 3000M
1 - 2:23.493	6 - 2:08.994	
2 - 2:09.616	7 - 2:17.064	
3 - 2:03.781	8 - 2:21.297	
4 - 2:05.095	9 - 2:55.321	
5 - 2:08.225		
10	Nigel ASHLEY	Lotus Europa
1 - 2:39.787	6 - 2:37.677	
2 - 2:22.616	7 - 2:43.968	
3 - 2:20.444	8 - 2:44.613	
4 - 2:19.727		
5 - 2:25.486		

Weather/Track: Changeable/Wet

www.mstworld.com

Page 1 of 6

Oulton Park
Circuit Length = 2.6920 miles.
Start: 12:05 End: 12:25
Printed - 12:29 Sunday, 28 August 2011

HSCC 70s Road Sports

RACE 1 - LAP ANALYSIS - Oulton Park 27/28/29 August 2011

(contd.)

12	Ashley ST JOHN-HART	Triumph Stag
1 - 2:43.577	6 - 2:38.899	
2 - 2:21.096	7 - 2:34.289	
3 - 2:19.263	8 - 2:32.158	
4 - 2:19.238	9 - 2:31.651	
5 - 2:25.290		
13	Dean FORWARD	Lotus Elan
1 - 2:17.364	6 - 2:14.652	
2 - 2:07.416	7 - 2:25.216	
3 - 2:06.152	8 - 2:24.218	
4 - 2:07.402	9 - 2:23.614	
5 - 2:21.797		
18	Richard ARMSTRONG	Porsche 928
1 - 2:44.055	6 - 2:29.992	
2 - 2:19.424	7 - 2:38.962	
3 - 2:17.099	8 - 2:36.906	
4 - 2:16.101	9 - 2:35.280	
5 - 2:19.764		
24	Charles BARTER	Datsun 240Z
1 - 2:18.105	6 - 2:13.288	
2 - 2:07.420	7 - 2:23.430	
3 - 2:05.778	8 - 2:23.610	
4 - 2:05.768	9 - 2:25.651	
5 - 2:07.675		
29	Phil BRIGGS	Porsche 928
1 - 2:22.275	6 - 2:16.210	
2 - 2:09.636	7 - 2:26.751	
3 - 2:06.311	8 - 2:25.178	
4 - 2:06.980	9 - 2:27.578	
5 - 2:13.046		
30	Michael PARDEN	TVR 2500
1 - 2:34.759	6 - 2:21.214	
2 - 2:17.693	7 - 2:29.296	
3 - 2:13.862	8 - 2:31.649	
4 - 2:12.839	9 - 2:29.741	
5 - 2:14.570		

Weather/Track: Changeable/Wet

www.mstworld.com

Page 2 of 6

Oulton Park
Circuit Length = 2.6920 miles.
Start: 12:05 End: 12:25

Printed - 12:29 Sunday, 28 August 2011

HSCC 70s Road Sports

RACE 1 - LAP ANALYSIS - Oulton Park 27/28/29 August 2011

(contd.)

31	Mark BENNETT	Renault Alpine A310
1 -	2:33.386	
2 -	2:16.610	
3 -	2:12.171	
4 -	2:12.245	
32	Nick STRONG	Fiat 128
1 -	2:52.733	6 - 2:42.334
2 -	2:30.091	7 - 2:44.702
3 -	2:31.786	8 - 2:42.006
4 -	2:31.016	
5 -	2:36.250	
34	Justin WILSON	Alfa Romeo Bertone
1 -	2:42.888	6 - 2:40.766
2 -	2:30.685	7 - 2:47.884
3 -	2:25.029	8 - 2:44.880
4 -	2:25.884	
5 -	2:28.640	
35	Robert GATE	Jaguar E-Type
1 -	2:42.828	6 - 2:41.151
2 -	2:19.841	7 - 2:30.361
3 -	2:13.095	8 - 2:29.402
4 -	2:13.021	9 - 2:28.941
5 -	2:13.926	
41	Howard BENTHAM	Lotus Elan
1 -	2:27.199	6 - 2:14.732
2 -	2:09.139	7 - 2:25.994
3 -	2:07.434	8 - 2:28.233
4 -	2:06.663	9 - 2:27.574
5 -	2:11.069	
45	Johan DENEKAMP	Alfa Romeo
1 -	2:45.773	
2 -	2:28.336	
3 -	2:25.629	
4 -	2:25.876	

Weather/Track: Changeable/Wet

www.mstworld.com

Page 3 of 6

Oulton Park
Circuit Length = 2.6920 miles.
Start: 12:05 End: 12:25
Printed - 12:29 Sunday, 28 August 2011

HSCC 70s Road Sports

RACE 1 - LAP ANALYSIS - Oulton Park 27/28/29 August 2011

(contd.)

46	Oliver FORD	Lotus Europa
1 - 2:23.385 2 - 2:11.713 3 - 2:09.264 4 - 2:09.133 5 - 2:37.522P		
47	Ian FORD	Austin Healey Sprite
1 - 2:53.110 2 - 2:30.809 3 - 2:31.590 4 - 2:31.165		
56	Sarah HUTCHISON	Lancia Beta
1 - 2:51.114 2 - 2:29.016		
57	Mark OLDFIELD	Lancia Monte Carlo
1 - 2:32.971 6 - 2:30.520 2 - 2:20.376 7 - 2:35.715 3 - 2:15.996 8 - 2:33.045 4 - 2:15.383 9 - 2:34.469 5 - 2:20.517		
59	Ralph HARWOOD-PENN	MG Midget
1 - 2:48.751 6 - 2:50.056 2 - 2:27.695 7 - 2:47.662 3 - 2:25.166 8 - 2:47.443 4 - 2:25.914 5 - 2:33.188		
64	Paul ANDERSON	Porsche 928
1 - 2:14.232 2 - 2:06.268 3 - 2:14.691P		

Weather/Track: Changeable/Wet

www.mstworld.com

Page 4 of 6

Oulton Park
Circuit Length = 2.6920 miles.
Start: 12:05 End: 12:25
Printed - 12:29 Sunday, 28 August 2011

HSCC 70s Road Sports

RACE 1 - LAP ANALYSIS - Oulton Park 27/28/29 August 2011

(contd.)

65	Steve COOKE	Lotus 7 S4
1 - 2:23.130		
68	Jon WAGSTAFF	Alfa Romeo 2000 GTV
1 - 2:30.548 6 - 2:24.489 2 - 2:17.801 7 - 2:33.164 3 - 2:14.841 8 - 2:40.701 4 - 2:14.049 9 - 2:35.177 5 - 2:15.711		
75	Tom ROCHE	Alfa Romeo 2000 GTV
1 - 2:27.286 6 - 2:22.927 2 - 2:15.029 7 - 2:24.982 3 - 2:11.999 8 - 2:25.821 4 - 2:11.748 9 - 2:27.196 5 - 2:14.828		
76	David ERWIN	Alfa Romeo 2000 GTV
1 - 2:50.772 6 - 2:46.735 2 - 2:26.768 7 - 2:51.113 3 - 2:24.384 8 - 2:48.201 4 - 2:26.001 5 - 2:30.388		
77	John THOMASON	Triumph GT6 MkIII
1 - 2:26.107 6 - 2:24.749 2 - 2:15.284 7 - 2:31.859 3 - 2:11.112 8 - 2:32.219 4 - 2:11.804 9 - 2:36.222 5 - 2:15.311		
81	John DOBSON	Alfa Romeo 2000 GTV

Weather/Track: Changeable/Wet

www.mstworld.com

Page 5 of 6

Oulton Park
Circuit Length = 2.6920 miles.
Start: 12:05 End: 12:25
Printed - 12:29 Sunday, 28 August 2011

HSCC 70s Road Sports

RACE 1 - LAP ANALYSIS - Oulton Park 27/28/29 August 2011

(contd.)

82	Alex CHILDS	Alfa Romeo GT Junior
1 - 2:31.226	6 - 2:22.788	
2 - 2:17.635		
3 - 2:14.845		
4 - 2:14.311		
5 - 2:16.279		
98	Bob TROTTER	Alfa Romeo 2000 GTV
1 - 2:31.475	6 - 2:21.223	
2 - 2:18.179		
3 - 2:15.310		
4 - 2:15.191		
5 - 2:16.351		

Weather/Track: Changeable/Wet

www.mstworld.com

Page 6 of 6

Oulton Park
Circuit Length = 2.6920 miles.
Start: 12:05 End: 12:25

Printed - 12:29 Sunday, 28 August 2011

HSCC 70s Road Sports

RACE 1 - LAP CHART - Oulton Park 27/28/29 August 2011

Lap 1			Lap 2			Lap 3			Lap 4			Lap 5		
No	Behind	Laptime	No	Behind	Laptime	No	Behind	Laptime	No	Behind	Laptime	No	Behind	Laptime
64		2:14.232	64		2:06.268	1		2:06.216	1		2:05.210	5		2:03.082
1	0.867	2:15.099	1	0.599	2:06.000	13	3.617	2:06.152	5	0.754	2:01.890	1	3.947	2:07.783
13	3.132	2:17.364	13	4.280	2:07.416	24	3.988	2:05.778	24	4.546	2:05.768	24	8.385	2:07.675
24	3.873	2:18.105	24	5.025	2:07.420	5	4.074	2:02.500	13	5.809	2:07.402	9	13.849	2:08.225
29	8.043	2:22.275	5	8.389	2:06.022	64	7.876	2:14.691P	9	9.460	2:05.095	29	21.887	2:13.046
5	8.635	2:22.867	29	11.411	2:09.636	9	9.575	2:03.781	29	12.677	2:06.980	13	23.770	2:21.797
65	8.898	2:23.130	9	12.609	2:09.616	29	10.907	2:06.311	41	17.910	2:06.663	41	25.143	2:11.069
46	9.153	2:23.385	46	14.598	2:11.713	41	16.457	2:07.434	46	20.970	2:09.133	7	40.116	2:14.248
9	9.261	2:23.493	41	15.838	2:09.139	46	17.047	2:09.264	2	28.751	2:07.452	77	43.257	2:15.311
77	11.875	2:26.107	7	19.139	2:13.259	7	23.863	2:11.539	7	29.704	2:11.051	75	44.529	2:14.828
7	12.148	2:26.380	77	20.891	2:15.284	77	25.188	2:11.112	77	31.782	2:11.804	46	54.656	2:37.522P
41	12.967	2:27.199	75	21.815	2:15.029	2	26.509	2:08.830	75	33.537	2:11.748	68	56.589	2:15.711
75	13.054	2:27.286	2	24.494	2:11.607	75	26.999	2:11.999	31	41.887	2:12.245	30	57.362	2:14.570
68	16.316	2:30.548	68	27.849	2:17.801	31	34.852	2:12.171	68	44.714	2:14.049	82	57.935	2:16.279
82	16.994	2:31.226	82	28.361	2:17.635	68	35.875	2:14.841	82	45.492	2:14.311	98	1:00.145	2:16.351
98	17.243	2:31.475	98	29.154	2:18.179	82	36.391	2:14.845	30	46.628	2:12.839	35	1:06.350	2:13.926
57	18.739	2:32.971	31	29.496	2:16.610	98	37.649	2:15.310	98	47.630	2:15.191	57	1:08.882	2:20.517
31	19.154	2:33.386	30	31.952	2:17.693	30	38.999	2:13.862	57	52.201	2:15.383	18	1:20.082	2:19.764
2	19.155	2:33.387	57	32.847	2:20.376	57	42.028	2:15.996	35	56.260	2:13.021	10	1:31.699	2:25.486
30	20.527	2:34.759	10	41.903	2:22.616	35	48.449	2:13.095	18	1:04.154	2:16.101	12	1:32.103	2:25.290
10	25.555	2:39.787	35	42.169	2:19.841	18	53.263	2:17.099	10	1:10.049	2:19.727	34	1:56.765	2:28.640
35	28.596	2:42.828	18	42.979	2:19.424	10	55.532	2:20.444	12	1:10.649	2:19.238	76	2:01.952	2:30.388
34	28.656	2:42.888	12	44.173	2:21.096	12	56.621	2:19.263	34	1:31.961	2:25.884	59	2:04.353	2:33.188
12	29.345	2:43.577	34	53.073	2:30.685	34	1:11.287	2:25.029	45	1:33.089	2:25.876			
18	29.823	2:44.055	45	53.609	2:28.336	45	1:12.423	2:25.629	59	1:35.001	2:25.914			
45	31.541	2:45.773	59	55.946	2:27.695	59	1:14.297	2:25.166	76	1:35.400	2:26.001			
59	34.519	2:48.751	76	57.040	2:26.768	76	1:14.609	2:24.384	32	1:53.101	2:31.016			
76	36.540	2:50.772	56	59.630	2:29.016	32	1:27.295	2:31.786	47	1:54.149	2:31.165			
56	36.882	2:51.114	32	1:02.324	2:30.091	47	1:28.194	2:31.590						
32	38.501	2:52.733	47	1:03.419	2:30.809									
47	38.878	2:53.110												

Weather/Track: Changeable/Wet

www.mstworld.com

Page 1 of 2

Oulton Park
Circuit Length = 2.6920 miles.
Start: 12:05 End: 12:25

Printed - 12:30 Sunday, 28 August 2011

HSCC 70s Road Sports

RACE 1 - LAP CHART - Oulton Park 27/28/29 August 2011

(contd.)

Lap 6			Lap 7			Lap 8			Lap 9			Lap 10		
No	Behind	Laptime	No	Behind	Laptime	No	Behind	Laptime	No	Behind	Laptime	No	Behind	Laptime
1		2:12.229	1		2:22.770	1		2:21.798	1		2:23.004			
5	3.888	2:20.064	5	0.750	2:19.632	9	0.460	2:21.297	24	10.616	2:25.651			
24	5.497	2:13.288	9	0.961	2:17.064	5	4.771	2:25.819	10	1 LAP	2:44.613			
9	6.667	2:08.994	24	6.157	2:23.430	24	7.969	2:23.610	5	15.487	2:33.720			
32	1 LAP	2:36.250	76	1 LAP	2:46.735	34	1 LAP	2:47.884	13	27.722	2:23.614			
29	21.921	2:16.210	59	1 LAP	2:50.056	13	27.112	2:24.218	9	32.777	2:55.321			
13	22.246	2:14.652	13	24.692	2:25.216	29	29.282	2:25.178	29	33.856	2:27.578			
41	23.699	2:14.732	29	25.902	2:26.751	41	33.358	2:28.233	41	37.928	2:27.574			
7	44.758	2:20.818	41	26.923	2:25.994	76	1 LAP	2:51.113	34	1 LAP	2:44.880			
75	51.280	2:22.927	32	1 LAP	2:42.334	59	1 LAP	2:47.662	7	1:00.122	2:27.623			
77	51.830	2:24.749	7	48.190	2:26.202	32	1 LAP	2:44.702	75	1:01.707	2:27.196			
30	1:02.400	2:21.214	75	53.492	2:24.982	7	55.503	2:29.111	76	1 LAP	2:48.201			
82	1:04.547	2:22.788	77	1:00.919	2:31.859	75	57.515	2:25.821	59	1 LAP	2:47.443			
68	1:04.902	2:24.489	30	1:08.926	2:29.296	77	1:11.340	2:32.219	32	1 LAP	2:42.006			
98	1:05.192	2:21.223	68	1:15.296	2:33.164	30	1:18.777	2:31.649	77	1:24.558	2:36.222			
57	1:23.226	2:30.520	57	1:36.171	2:35.715	68	1:34.199	2:40.701	30	1:25.514	2:29.741			
35	1:31.325	2:41.151	35	1:38.916	2:30.361	35	1:46.520	2:29.402	68	1:46.372	2:35.177			
18	1:33.898	2:29.992	18	1:50.090	2:38.962	57	1:47.418	2:33.045	35	1:52.457	2:28.941			
10	1:53.200	2:37.677	12	2:06.345	2:34.289	18	2:05.198	2:36.906	57	1:58.883	2:34.469			
12	1:54.826	2:38.899	10	2:14.398	2:43.968	12	2:16.705	2:32.158	18	2:17.474	2:35.280			
34	2:21.355	2:40.766							12	2:25.352	2:31.651			

Weather/Track: Changeable/Wet

www.mstworld.com

Page 2 of 2

Oulton Park
Circuit Length = 2.6920 miles.
Start: 12:05 End: 12:25

Printed - 12:30 Sunday, 28 August 2011

**HSCC FJHRA Historic Formula Junior Race A Front Engine
RACE 2 - QUALIFYING - Oulton Park 27/28/29 August 2011**

POS	NO	CL	DRIVER	NAT	CAR	TIME	LAPS	GAP	MPH
1	2	B2	Jack WOODHOUSE		Elva 100	2:33.247	6		63.23
2	4	B2	Derek WALKER		Terrier Mk4	2:33.660	6	0.413	63.06
3	24	B2	Stuart ROACH		Condor S2	2:34.011	6	0.764	62.92
4	25	B2	Andrew TART		Bond FJ	2:35.702	6	2.455	62.24
5	15	B2	David HALL		BMC Huffaker Mk1	2:36.553	3	3.306	61.90
6	5	B2	Simon GOODLIFF		Lola Mk2	2:37.827	6	4.580	61.40
7	8	B2	Gordon RUSSELL		Gemini Mk2	2:40.061	6	6.814	60.54
8	11	B2	Brian MITCHAM		Mallock U2	2:40.207	6	6.960	60.49
9	23	B2	Bernard BROCK		Elva 100	2:43.115	6	9.868	59.41
10	22	B2	Justin FLEMING		Elva 100	2:45.866	6	12.619	58.42
11	17	B1	Vernon WILLIAMSON		Scorpion	2:46.012	6	12.765	58.37
12	10	B2	Gil DUFFY		Bond	2:46.713	6	13.466	58.13
13	29	B2	William GRIMSHAW		Moorland Mk1	2:50.794	5	17.547	56.74
14	13	B2	Keith ROACH		Gemini Mk2	2:55.719	5	22.472	55.15
15	19	A	Jan BIEKENS		Stanguellini FJ	2:58.008	5	24.761	54.44
16	6	B2	Stephen BARLOW		BMC Mk1	2:59.000	4	25.753	54.14
17	16	A	Gordon WRIGHT		Stanguellini	3:04.835	5	31.588	52.43
18	28	B2	David BISHOP		Elva 100	3:12.655	5	39.408	50.30
19	18	B1	Stephen BULLING		Sadler FJ	3:14.377	5	41.130	49.85

Car 28 requires a working transponder, regulation Q12.2.1 refers.

Weather/Track: Rain/Wet

These results are provisional until the conclusion of any judicial and technical matters.

Oulton Park

Circuit Length = 2.6920 miles.

Start: 12:37 End: 12:52

Clerk of the Course:

Timekeeper:

HSCC FJHRA Historic Formula Junior Race A Front Engine
RACE 2 - QUALIFYING LAP ANALYSIS - Oulton Park 27/28/29 August 2011

2	Jack WOODHOUSE	Elva 100
1 -	X:00.000	6 - 2:35.651
2 -	2:36.953	
3 -	2:35.193	
4 -	2:34.900	
5 -	2:33.247	
4	Derek WALKER	Terrier Mk4
1 -	X:00.000	6 - 2:34.266
2 -	2:44.641	
3 -	2:36.729	
4 -	2:35.792	
5 -	2:33.660	
5	Simon GOODLIFF	Lola Mk2
1 -	X:00.000	6 - 2:41.894
2 -	2:51.283	
3 -	2:40.091	
4 -	2:43.311	
5 -	2:37.827	
6	Stephen BARLOW	BMC Mk1
1 -	X:00.000	
2 -	3:23.867	
3 -	3:04.635	
4 -	2:59.000	
8	Gordon RUSSELL	Gemini Mk2
1 -	X:00.000	6 - 2:41.239
2 -	2:46.465	
3 -	2:42.482	
4 -	2:40.061	
5 -	2:41.746	
10	Gil DUFFY	Bond
1 -	X:00.000	6 - 2:46.713
2 -	2:55.277	
3 -	2:49.811	
4 -	2:51.111	
5 -	2:47.022	

Car 28 requires a working transponder, regulation Q12.2.1 refers.
 Weather/Track: Rain/Wet

HSCC FJHRA Historic Formula Junior Race A Front Engine
RACE 2 - QUALIFYING LAP ANALYSIS - Oulton Park 27/28/29 August 2011
 (contd.)

11	Brian MITCHAM	Mallock U2
1 - X:00.000 6 - 2:43.544 2 - 2:53.040 3 - 2:40.368 4 - 2:40.207 5 - 2:42.668		
13	Keith ROACH	Gemini Mk2
1 - X:00.000 2 - 3:07.274 3 - 3:05.746 4 - 2:55.719 5 - 2:58.675		
15	David HALL	BMC Huffaker Mk1
1 - X:00.000 2 - 2:42.910 3 - 2:36.553		
16	Gordon WRIGHT	Stanguellini
1 - X:00.000 2 - 3:16.275 3 - 3:05.967 4 - 3:05.688 5 - 3:04.835		
17	Vernon WILLIAMSON	Scorpion
1 - X:00.000 6 - 2:51.209 2 - 2:57.599 3 - 2:50.601 4 - 2:51.355 5 - 2:46.012		
18	Stephen BULLING	Sadler FJ
1 - X:00.000 2 - 3:23.941 3 - 3:20.087 4 - 3:17.997 5 - 3:14.377		

Car 28 requires a working transponder, regulation Q12.2.1 refers.
 Weather/Track: Rain/Wet

Oulton Park
 Circuit Length = 2.6920 miles.
 Start: 12:37 End: 12:52

HSCC FJHRA Historic Formula Junior Race A Front Engine
RACE 2 - QUALIFYING LAP ANALYSIS - Oulton Park 27/28/29 August 2011
 (contd.)

19	Jan BIEKENS	Stanguellini FJ
1 - X:00.000 2 - 3:06.042 3 - 2:58.008 4 - 2:58.068 5 - 3:02.088		
22	Justin FLEMING	Elva 100
1 - X:00.000 6 - 2:45.866 2 - 2:52.649 3 - 2:50.302 4 - 2:50.827 5 - 2:46.043		
23	Bernard BROCK	Elva 100
1 - X:00.000 6 - 2:43.115 2 - 2:54.938 3 - 2:48.232 4 - 2:47.299 5 - 2:43.850		
24	Stuart ROACH	Condor S2
1 - X:00.000 6 - 2:37.058 2 - 2:47.889 3 - 2:34.645 4 - 2:34.011 5 - 2:35.722D		
25	Andrew TART	Bond FJ
1 - X:00.000 6 - 2:36.472 2 - 2:39.363 3 - 2:36.759 4 - 2:37.247 5 - 2:35.702		
28	David BISHOP	Elva 100
1 - X:00.000 2 - 3:21.380 3 - 3:18.725 4 - 3:19.091 5 - 3:12.655		

Car 28 requires a working transponder, regulation Q12.2.1 refers.
 Weather/Track: Rain/Wet


HSCC FJHRA Historic Formula Junior Race A Front Engine
RACE 2 - QUALIFYING LAP ANALYSIS - Oulton Park 27/28/29 August 2011
(contd.)

29	William GRIMSHAW	Moorland Mk1
1 - X:00.000		
2 - 2:57.532		
3 - 2:50.794		
4 - 2:51.045		
5 - 3:51.402		

Car 28 requires a working transponder, regulation Q12.2.1 refers.
Weather/Track: Rain/Wet

HSCC FJHRA Historic Formula Junior Race A Front Engine

RACE 2 - GRID - Oulton Park 27/28/29 August 2011

ROW 10	18 BULLING	
ROW 9	16 WRIGHT	28 BISHOP
ROW 8	19 BIEKENS	6 BARLOW
ROW 7	29 GRIMSHAW	13 ROACH
ROW 6	17 WILLIAMSON	10 DUFFY
ROW 5	23 BROCK	22 FLEMING
ROW 4	8 RUSSELL	11 MITCHAM
ROW 3	15 HALL	5 GOODLIFF
ROW 2	24 ROACH	25 TART
ROW 1	2 WOODHOUSE	4 WALKER
	POLE	
		

Car 28 requires a working transponder, regulation Q12.2.1 refers.

Weather/Track: Rain/Wet

These results are provisional until the conclusion of any judicial and technical matters.

Oulton Park

Circuit Length = 2.6920 miles.

Start: 12:37 End: 12:52

Clerk of the Course:

Timekeeper:

HSCC FJHRA Historic Formula Junior Race A Front Engine

RACE 2 - CLASSIFICATION - Oulton Park 27/28/29 August 2011

POS	NO	CL	DRIVER	NAT	CAR	TIME	LAPS	GAP	MPH	BEST
1	2	B2	Jack WOODHOUSE		Elva 100	19:21.334	9		75.10	2:02.167
2	24	B2	Stuart ROACH		Condor S2	19:24.970	9	3.636	74.87	2:03.120
3	25	B2	Andrew TART		Bond FJ	19:52.571	9	31.237	73.13	2:07.396
4	5	B2	Simon GOODLIFF		Lola Mk2	19:56.415	9	35.081	72.90	2:07.271
5	11	B2	Brian MITCHAM		Mallock U2	20:21.855	9	1:00.521	71.38	2:08.750
6	8	B2	Gordon RUSSELL		Gemini Mk2	20:23.152	9	1:01.818	71.30	2:09.965
7	23	B2	Bernard BROCK		Elva 100	21:27.411	9	2:06.077	67.74	2:17.227
8	13	B2	Keith ROACH		Gemini Mk2	21:27.991	9	2:06.657	67.71	2:16.523
9	17	B1	Vernon WILLIAMSON		Scorpion	19:27.524	8	1 LAP	66.40	2:21.151
10	29	B2	William GRIMSHAW		Moorland Mk1	19:32.726	8	1 LAP	66.11	2:13.349
11	26	B2	Roger DEXTER		Elva 100	19:56.176	8	1 LAP	64.81	2:21.792
12	28	B2	David BISHOP		Elva 100	20:56.584	8	1 LAP	61.69	2:32.253
13	16	A	Gordon WRIGHT		Stanguellini	20:57.673	8	1 LAP	61.64	2:27.821

NOT CLASSIFIED

22	B2	Justin FLEMING		Elva 100	16:26.286	7	D.N.F.	68.78	2:15.393
15	B2	David HALL		BMC Huffaker Mk1	20:31.141	5	N.C.F.	39.35	2:16.169
10	B2	Gil DUFFY		Bond	10:01.731	4	D.N.F.	64.42	2:18.321
18	B1	Stephen BULLING		Sadler FJ	10:59.824	4	D.N.F.	58.75	2:37.214
19	A	Jan BIEKENS		Stanguellini FJ		0	D.N.F.	N/A	
4	B2	Derek WALKER		Terrier Mk4		0	D.N.F.	N/A	

FASTEST LAP

2	B2	Jack WOODHOUSE		Elva 100	2:02.167	8	79.32mph	127.66kph
17	B1	Vernon WILLIAMSON		Scorpion	2:21.151	7	68.65mph	110.49kph
16	A	Gordon WRIGHT		Stanguellini	2:27.821	8	65.56mph	105.50kph

Weather/Track: Bright/Drying

These results are provisional until the conclusion of any judicial and technical matters.

Oulton Park
Circuit Length = 2.6920 miles.
Start: 12:49 End: 13:08

Clerk of the Course:		Timekeeper:
----------------------	--	-------------

**HSCC FJHRA Historic Formula Junior Race A Front Engine
RACE 2 - LAP ANALYSIS - Oulton Park 27/28/29 August 2011**

2	Jack WOODHOUSE	Elva 100
1 -	2:27.449	6 - 2:05.592
2 -	2:15.644	7 - 2:03.536
3 -	2:11.805	8 - 2:02.167
4 -	2:08.051	9 - 2:02.193
5 -	2:04.897	
4	Derek WALKER	Terrier Mk4
5	Simon GOODLIFF	Lola Mk2
1 -	2:29.597	6 - 2:09.357
2 -	2:16.665	7 - 2:08.008
3 -	2:15.221	8 - 2:07.512
4 -	2:12.508	9 - 2:07.271
5 -	2:10.276	
8	Gordon RUSSELL	Gemini Mk2
1 -	2:32.745	6 - 2:11.715
2 -	2:20.599	7 - 2:09.965
3 -	2:16.379	8 - 2:11.522
4 -	2:14.531	9 - 2:11.474
5 -	2:14.222	
10	Gil DUFFY	Bond
1 -	2:47.561	
2 -	2:31.987	
3 -	2:23.862	
4 -	2:18.321	
11	Brian MITCHAM	Mallock U2
1 -	2:33.468	6 - 2:10.798
2 -	2:20.625	7 - 2:12.227
3 -	2:16.264	8 - 2:12.644
4 -	2:14.512	9 - 2:08.750
5 -	2:12.567	

Weather/Track: Bright/Drying

www.mstworld.com

Page 1 of 4

Oulton Park
Circuit Length = 2.6920 miles.
Start: 12:49 End: 13:08

Printed - 13:11 Sunday, 28 August 2011

HSCC FJHRA Historic Formula Junior Race A Front Engine
RACE 2 - LAP ANALYSIS - Oulton Park 27/28/29 August 2011
 (contd.)

13	Keith ROACH	Gemini Mk2
1 -	2:40.347	6 - 2:19.658
2 -	2:30.909	7 - 2:16.523
3 -	2:25.747	8 - 2:18.094
4 -	2:20.624	9 - 2:17.283
5 -	2:18.806	
15	David HALL	BMC Huffaker Mk1
1 -	2:38.351	
2 -	2:46.209P	
3 -	5:50.888P	
4 -	6:59.524	
5 -	2:16.169	
16	Gordon WRIGHT	Stanguellini
1 -	2:57.645	6 - 2:31.710
2 -	2:45.325	7 - 2:32.522
3 -	2:38.319	8 - 2:27.821
4 -	2:31.706	
5 -	2:32.625	
17	Vernon WILLIAMSON	Scorpion
1 -	2:39.263	6 - 2:21.942
2 -	2:33.146	7 - 2:21.151
3 -	2:26.103	8 - 2:21.263
4 -	2:21.670	
5 -	2:22.986	
18	Stephen BULLING	Sadler FJ
1 -	3:00.057	
2 -	2:43.420	
3 -	2:39.133	
4 -	2:37.214	
19	Jan BIEKENS	Stanguellini FJ

HSCC FJHRA Historic Formula Junior Race A Front Engine
RACE 2 - LAP ANALYSIS - Oulton Park 27/28/29 August 2011
 (contd.)

22	Justin FLEMING	Elva 100
1 -	2:34.597	6 - 2:17.346
2 -	2:23.373	7 - 2:17.864
3 -	2:19.690	
4 -	2:18.023	
5 -	2:15.393	
23	Bernard BROCK	Elva 100
1 -	2:39.528	6 - 2:18.950
2 -	2:31.321	7 - 2:17.227
3 -	2:25.305	8 - 2:18.222
4 -	2:20.897	9 - 2:17.322
5 -	2:18.639	
24	Stuart ROACH	Condor S2
1 -	2:28.256	6 - 2:04.740
2 -	2:15.511	7 - 2:03.120
3 -	2:11.823	8 - 2:03.493
4 -	2:08.098	9 - 2:05.197
5 -	2:04.732	
25	Andrew TART	Bond FJ
1 -	2:33.142	6 - 2:08.614
2 -	2:15.406	7 - 2:07.939
3 -	2:12.494	8 - 2:07.669
4 -	2:10.543	9 - 2:07.396
5 -	2:09.368	
26	Roger DEXTER	Elva 100
1 -	2:47.316	6 - 2:25.038
2 -	2:35.365	7 - 2:22.169
3 -	2:30.685	8 - 2:21.792
4 -	2:28.007	
5 -	2:25.804	
28	David BISHOP	Elva 100
1 -	2:51.099	6 - 2:35.105
2 -	2:38.291	7 - 2:36.032
3 -	2:37.644	8 - 2:32.253
4 -	2:33.465	
5 -	2:32.695	

Weather/Track: Bright/Drying

www.mstworld.com

Page 3 of 4

Oulton Park
 Circuit Length = 2.6920 miles.
 Start: 12:49 End: 13:08
 Printed - 13:11 Sunday, 28 August 2011

HSCC FJHRA Historic Formula Junior Race A Front Engine
RACE 2 - LAP ANALYSIS - Oulton Park 27/28/29 August 2011
(contd.)

29	William GRIMSHAW	Moorland Mk1
1 - 2:59.986	6 - 2:17.913	
2 - 2:34.717	7 - 2:13.349	
3 - 2:32.448	8 - 2:13.899	
4 - 2:20.931		
5 - 2:19.483		

Weather/Track: Bright/Drying

www.mstworld.com

Page 4 of 4

Oulton Park
Circuit Length = 2.6920 miles.
Start: 12:49 End: 13:08
Printed - 13:11 Sunday, 28 August 2011

HSCC FJHRA Historic Formula Junior Race A Front Engine

RACE 2 - LAP CHART - Oulton Park 27/28/29 August 2011

Lap 1			Lap 2			Lap 3			Lap 4			Lap 5		
No	Behind	Laptime	No	Behind	Laptime	No	Behind	Laptime	No	Behind	Laptime	No	Behind	Laptime
2		2:27.449	2		2:15.644	2		2:11.805	2		2:08.051	2		2:04.897
24	0.807	2:28.256	24	0.674	2:15.511	24	0.692	2:11.823	24	0.739	2:08.098	24	0.574	2:04.732
5	2.148	2:29.597	5	3.169	2:16.665	25	6.144	2:12.494	25	8.636	2:10.543	15	2 LAPS	5:50.888P
8	5.296	2:32.745	25	5.455	2:15.406	5	6.585	2:15.221	5	11.042	2:12.508	25	13.107	2:09.368
25	5.693	2:33.142	8	10.251	2:20.599	8	14.825	2:16.379	8	21.305	2:14.531	5	16.421	2:10.276
11	6.019	2:33.468	11	11.000	2:20.625	11	15.459	2:16.264	11	21.920	2:14.512	11	29.590	2:12.567
22	7.148	2:34.597	22	14.877	2:23.373	22	22.762	2:19.690	22	32.734	2:18.023	8	30.630	2:14.222
15	10.902	2:38.351	23	27.756	2:31.321	23	41.256	2:25.305	23	54.102	2:20.897	22	43.230	2:15.393
17	11.814	2:39.263	13	28.163	2:30.909	13	42.105	2:25.747	13	54.678	2:20.624	23	1:07.844	2:18.639
23	12.079	2:39.528	17	29.316	2:33.146	17	43.614	2:26.103	17	57.233	2:21.670	13	1:08.587	2:18.806
13	12.898	2:40.347	10	36.455	2:31.987	10	48.512	2:23.862	10	58.782	2:18.321	17	1:15.322	2:22.986
26	19.867	2:47.316	26	39.588	2:35.365	26	58.468	2:30.685	26	1:18.424	2:28.007	26	1:39.331	2:25.804
10	20.112	2:47.561	15	41.467	2:46.209P	28	1:12.136	2:37.644	29	1:25.133	2:20.931	29	1:39.719	2:19.483
28	23.650	2:51.099	28	46.297	2:38.291	29	1:12.253	2:32.448	28	1:37.550	2:33.465			
16	30.196	2:57.645	29	51.610	2:34.717	16	1:26.391	2:38.319	16	1:50.046	2:31.706			
29	32.537	2:59.986	16	59.877	2:45.325	18	1:27.712	2:39.133	18	1:56.875	2:37.214			
18	32.608	3:00.057	18	1:00.384	2:43.420									

Weather/Track: Bright/Drying

www.mstworld.com

Page 1 of 2

Oulton Park
Circuit Length = 2.6920 miles.
Start: 12:49 End: 13:08

Printed - 13:12 Sunday, 28 August 2011

HSCC FJHRA Historic Formula Junior Race A Front Engine
RACE 2 - LAP CHART - Oulton Park 27/28/29 August 2011
 (contd.)

Lap 6			Lap 7			Lap 8			Lap 9			Lap 10		
No	Behind	Laptime	No	Behind	Laptime	No	Behind	Laptime	No	Behind	Laptime	No	Behind	Laptime
24		2:04.740	24		2:03.120	2		2:02.167	2		2:02.193			
28	1 LAP	2:32.695	2	0.694	2:03.536	24	0.632	2:03.493	24	3.636	2:05.197			
2	0.278	2:05.592	25	21.226	2:07.939	26	1 LAP	2:22.169	17	1 LAP	2:21.263			
16	1 LAP	2:32.625	5	25.352	2:08.008	25	26.034	2:07.669	29	1 LAP	2:13.899			
25	16.407	2:08.614	28	1 LAP	2:35.105	5	30.003	2:07.512	25	31.237	2:07.396			
5	20.464	2:09.357	16	1 LAP	2:31.710	8	52.537	2:11.522	26	1 LAP	2:21.792			
11	35.074	2:10.798	8	43.876	2:09.965	11	53.964	2:12.644	5	35.081	2:07.271			
8	37.031	2:11.715	11	44.181	2:12.227	15	4 LAPS	6:59.524	11	1:00.521	2:08.750			
22	55.262	2:17.346	22	1:10.006	2:17.864	28	1 LAP	2:36.032	8	1:01.818	2:11.474			
23	1:21.480	2:18.950	23	1:35.587	2:17.227	16	1 LAP	2:32.522	15	4 LAPS	2:16.169			
13	1:22.931	2:19.658	13	1:36.334	2:16.523	23	1:50.948	2:18.222	28	1 LAP	2:32.253			
17	1:31.950	2:21.942	17	1:49.981	2:21.151	13	1:51.567	2:18.094	16	1 LAP	2:27.821			
29	1:52.318	2:17.913	29	2:02.547	2:13.349				23	2:06.077	2:17.322			
26	1:59.055	2:25.038							13	2:06.657	2:17.283			

Weather/Track: Bright/Drying

Historic Road Sports

RACE 3 - QUALIFYING - Oulton Park 27/28/29 August 2011

POS	NO	CL	DRIVER	NAT	CAR	TIME	LAPS	GAP	MPH
1	46	C	Paul TOOMS		Lotus Elan	2:27.070	5		65.89
2	25	C	Jim GRANT		Lotus Elan	2:33.946	4	6.876	62.95
3	6	C	Larry KENNEDY		Lotus Elan S4	2:36.655	4	9.585	61.86
4	80	D	John SHAW		Porsche 911E	2:36.879	4	9.809	61.77
5	50	G	Vicky BROOKS		Lotus Elan	2:37.572	4	10.502	61.50
6	87	C	Bill SMITH		Marcos 1600GT	2:37.971	4	10.901	61.34
7	93	G	Glynn EVANS		Porsche 911T	2:38.461	4	11.391	61.15
8	52	C	Justin MURPHY		Ginetta G4	2:38.552	4	11.482	61.12
9	31	E	Ian BURFORD		MG Lenham Le Mans coupe	2:38.932	4	11.862	60.97
10	11	D	Bob BROOKS		Porsche 911	2:39.652	4	12.582	60.70
11	15	A	Mike EAGLES		Detomaso Mangusta	2:39.906	4	12.836	60.60
12	71	E	Dick COFFEY		Turner Mk1	2:42.322	4	15.252	59.70
13	2	C	Robert BARRIE		Lotus 7	2:43.763	4	16.693	59.17
14	32	C	Patrick WARD-BOOTH		Ginetta G4	2:45.553	3	18.483	58.53
15	48	C	Barry ASHDOWN		Lotus Elan	2:46.470	4	19.400	58.21
16	60	G	Andrew HAYDEN		Austin Healey 3000 Mk2	2:47.827	4	20.757	57.74
17	5	C	Rachel WATTS		Lotus Elan	2:48.153	4	21.083	57.63
18	77	G	Barry DAVISON		Lotus Elite	2:48.224	4	21.154	57.60
19	91	F	Richard OWEN		Triumph TR2	2:50.170	4	23.100	56.95
20	88	G	Bryn GRIFFITHS		Sunbeam Alpine	2:50.921	4	23.851	56.70
21	9	F	Gillian GOLDSMITH		Mercedes 190SLR	2:51.536	4	24.466	56.49
22	13	D	Ian FORWARD		Alfa Romeo Giulia Sprint GT	2:51.585	4	24.515	56.48
23	57	G	Malcolm VEREY		Allard J2	2:52.799	4	25.729	56.08
24	38	B	James OWEN		Triumph TR5	2:53.443	4	26.373	55.87
25	97	G	Nick ATKINS		Lotus Elite	2:53.472	4	26.402	55.86
26	45	D	Johan DENEKAMP		Alfa Romeo GTV	2:54.543	4	27.473	55.52
27	94	G	Nicholas SLEEP		MG B	2:56.870	4	29.800	54.79
28	22	G	Tony DAVIS		Austin Healey Sprite	3:00.308	3	33.238	53.74
29	99	G	Stephen CHAPMAN		Sunbeam Harrington	3:02.467	3	35.397	53.11
30	18	A	Charles FRIPP		Iso Griffo GL	3:11.221	3	44.151	50.68

Car 46 & 93 - times disallowed when chicane cut.

Weather/Track: Rain/Wet. Cars 11 & 50 require working transponders.

These results are provisional until the conclusion of any judicial and technical matters.

Oulton Park

Circuit Length = 2.6920 miles.

Start: 13:35 End: 13:48

Clerk of the Course:

Timekeeper:

Historic Road Sports

RACE 3 - QUALIFYING LAP ANALYSIS - Oulton Park 27/28/29 August 2011

2	Robert BARRIE	Lotus 7
1 - X:00.000 2 - 2:58.400 3 - 2:48.790 4 - 2:43.763		
5	Rachel WATTS	Lotus Elan
1 - X:00.000 2 - 3:00.905 3 - 2:49.138 4 - 2:48.153		
6	Larry KENNEDY	Lotus Elan S4
1 - X:00.000 2 - 2:40.943 3 - 2:36.655 4 - 2:38.518		
9	Gillian GOLDSMITH	Mercedes 190SLR
1 - X:00.000 2 - 3:07.755 3 - 2:54.718 4 - 2:51.536		
11	Bob BROOKS	Porsche 911
1 - X:00.000 2 - 3:04.615 3 - 2:39.652 4 - 2:41.240		
13	Ian FORWARD	Alfa Romeo Giulia Sprint GT
1 - X:00.000 2 - 3:05.007 3 - 2:56.638 4 - 2:51.585		

Car 46 & 93 - times disallowed when chicane cut.
Weather/Track: Rain/Wet. Cars 11 & 50 require working transponders.

Oulton Park
Circuit Length = 2.6920 miles.
Start: 13:35 End: 13:48

Historic Road Sports

RACE 3 - QUALIFYING LAP ANALYSIS - Oulton Park 27/28/29 August 2011

(contd.)

15	Mike EAGLES	Detomaso Mangusta
1 - X:00.000 2 - 2:58.615 3 - 2:46.992 4 - 2:39.906		
18	Charles FRIPP	Iso Griffo GL
1 - X:00.000 2 - 3:11.768 3 - 3:11.221		
22	Tony DAVIS	Austin Healey Sprite
1 - X:00.000 2 - 3:03.918 3 - 3:00.308		
25	Jim GRANT	Lotus Elan
1 - X:00.000 2 - 2:40.085 3 - 2:36.804 4 - 2:33.946		
31	Ian BURFORD	MG Lenham Le Mans coupe
1 - X:00.000 2 - 2:55.719 3 - 2:38.932 4 - 2:39.093		
32	Patrick WARD-BOOTH	Ginetta G4
1 - X:00.000 2 - 2:55.691 3 - 2:45.553		

Car 46 & 93 - times disallowed when chicane cut.
Weather/Track: Rain/Wet. Cars 11 & 50 require working transponders.

Oulton Park
Circuit Length = 2.6920 miles.
Start: 13:35 End: 13:48

Historic Road Sports

RACE 3 - QUALIFYING LAP ANALYSIS - Oulton Park 27/28/29 August 2011

(contd.)

38	James OWEN	Triumph TR5
1 - X:00.000 2 - 3:00.748 3 - 2:58.457 4 - 2:53.443		
45	Johan DENEKAMP	Alfa Romeo GTV
1 - X:00.000 2 - 3:01.072 3 - 3:04.668 4 - 2:54.543		
46	Paul TOOMS	Lotus Elan
1 - X:00.000 2 - 2:42.157D 3 - 2:27.808 4 - 2:31.584D 5 - 2:27.070		
48	Barry ASHDOWN	Lotus Elan
1 - X:00.000 2 - 3:01.246 3 - 2:57.502 4 - 2:46.470		
50	Vicky BROOKS	Lotus Elan
1 - X:00.000 2 - 3:05.213 3 - 2:42.662 4 - 2:37.572		
52	Justin MURPHY	Ginetta G4
1 - X:00.000 2 - 2:56.445 3 - 2:44.839 4 - 2:38.552		

Car 46 & 93 - times disallowed when chicane cut.
Weather/Track: Rain/Wet. Cars 11 & 50 require working transponders.

Oulton Park
Circuit Length = 2.6920 miles.
Start: 13:35 End: 13:48

Historic Road Sports

RACE 3 - QUALIFYING LAP ANALYSIS - Oulton Park 27/28/29 August 2011

(contd.)

57	Malcolm VEREY	Allard J2
1 - X:00.000 2 - 3:02.635 3 - 2:52.799 4 - 3:05.590P		
60	Andrew HAYDEN	Austin Healey 3000 Mk2
1 - X:00.000 2 - 2:54.191 3 - 2:49.223 4 - 2:47.827		
71	Dick COFFEY	Turner Mk1
1 - X:00.000 2 - 2:54.747 3 - 2:48.427 4 - 2:42.322		
77	Barry DAVISON	Lotus Elite
1 - X:00.000 2 - 3:01.185 3 - 2:49.597 4 - 2:48.224		
80	John SHAW	Porsche 911E
1 - X:00.000 2 - 2:57.452 3 - 2:36.879 4 - 2:37.695		
87	Bill SMITH	Marcos 1600GT
1 - X:00.000 2 - 2:40.292 3 - 2:37.971 4 - 2:40.732		

Car 46 & 93 - times disallowed when chicane cut.
Weather/Track: Rain/Wet. Cars 11 & 50 require working transponders.

Historic Road Sports

RACE 3 - QUALIFYING LAP ANALYSIS - Oulton Park 27/28/29 August 2011

(contd.)


88	Bryn GRIFFITHS	Sunbeam Alpine
1 - X:00.000 2 - 2:57.451 3 - 2:54.973 4 - 2:50.921		
91	Richard OWEN	Triumph TR2
1 - X:00.000 2 - 2:58.591 3 - 2:50.170 4 - 2:50.578		
93	Glynn EVANS	Porsche 911T
1 - X:00.000 2 - 2:50.895 3 - 2:38.461 4 - 2:37.894 _D		
94	Nicholas SLEEP	MG B
1 - X:00.000 2 - 2:58.109 3 - 2:56.870 4 - 2:58.053		
97	Nick ATKINS	Lotus Elite
1 - X:00.000 2 - 3:13.702 3 - 2:54.019 4 - 2:53.472		
99	Stephen CHAPMAN	Sunbeam Harrington
1 - X:00.000 2 - 3:02.467 3 - 3:09.528		

Car 46 & 93 - times disallowed when chicane cut.
Weather/Track: Rain/Wet. Cars 11 & 50 require working transponders.

Oulton Park
Circuit Length = 2.6920 miles.
Start: 13:35 End: 13:48

Historic Road Sports

RACE 3 - GRID - Oulton Park 27/28/29 August 2011

ROW 15	99	CHAPMAN	18	FRIPP	
ROW 14		94	SLEEP	22	DAVIS
ROW 13	97	ATKINS	45	DENEKAMP	
ROW 12		57	VEREY	38	OWEN
ROW 11	9	GOLDSMITH	13	FORWARD	
ROW 10		91	OWEN	88	GRIFFITHS
ROW 9	5	WATTS	77	DAVISON	
ROW 8		48	ASHDOWN	60	HAYDEN
ROW 7	2	BARRIE	32	WARD-BOOTH	
ROW 6		15	EAGLES	71	COFFEY
ROW 5	31	BURFORD	11	BROOKS	
ROW 4		93	EVANS	52	MURPHY
ROW 3	50	BROOKS	87	SMITH	
ROW 2		6	KENNEDY	80	SHAW
ROW 1	46	TOOMS	25	GRANT	
POLE					
					

Car 46 & 93 - times disallowed when chicane cut.

Weather/Track: Rain/Wet. Cars 11 & 50 require working transponders.

These results are provisional until the conclusion of any judicial and technical matters.

Oulton Park

Circuit Length = 2.6920 miles.

Start: 13:35 End: 13:48

Clerk of the Course:

Timekeeper:

HSCC Historic Road Sports

RACE 3 - CLASSIFICATION - Oulton Park 27/28/29 August 2011

POS	NO	CL	DRIVER	NAT	CAR	TIME	LAPS	GAP	MPH	BEST
1	46	C	Paul TOOMS		Lotus Elan	21:17.445	10		75.86	2:01.733
2	2	C	Robert BARRIE		Lotus 7	21:21.286	10	3.841	75.63	2:04.654
3	25	C	Jim GRANT		Lotus Elan	21:31.089	10	13.644	75.06	2:07.004
4	50	G	Vicky BROOKS		Lotus Elan	21:33.428	10	15.983	74.92	2:06.483
5	6	C	Larry KENNEDY		Lotus Elan S4	21:52.037	10	34.592	73.86	2:06.077
6	87	C	Bill SMITH		Marcos 1600GT	22:03.489	10	46.044	73.22	2:10.286
7	11	D	Bob BROOKS		Porsche 911	22:26.745	10	1:09.300	71.96	2:12.777
8	72	C	Jim GATHERCOLE		Lotus Elan Plus 2	22:27.176	10	1:09.731	71.93	2:07.809
9	71	E	Dick COFFEY		Turner Mk1	22:27.534	10	1:10.089	71.91	2:12.179
10	15	A	Mike EAGLES		Detomaso Mangusta	22:47.497	10	1:30.052	70.86	2:13.916
11	5	C	Rachel WATTS		Lotus Elan	22:48.905	10	1:31.460	70.79	2:13.867
12	57	G	Malcolm VEREY		Allard J2	22:50.651	10	1:33.206	70.70	2:12.255
13	93	G	Glynn EVANS		Porsche 911T	22:55.258	10	1:37.813	70.46	2:14.768
14	88	G	Bryn GRIFFITHS		Sunbeam Alpine	22:55.463	10	1:38.018	70.45	2:13.395
15	80	D	John SHAW		Porsche 911E	23:00.897	10	1:43.452	70.18	2:15.438
16	31	E	Ian BURFORD		MG Lenham Le Mans coupe	23:04.359	10	1:46.914	70.00	2:14.377
17	94	G	Nicholas SLEEP		MG B	23:25.754	10	2:08.309	68.94	2:16.740
18	38	B	James OWEN		Triumph TR5	23:28.207	10	2:10.762	68.81	2:17.157
19	22	G	Tony DAVIS		Austin Healey Sprite	23:28.651	10	2:11.206	68.79	2:16.365
20	77	G	Barry DAVISON		Lotus Elite	23:29.029	10	2:11.584	68.77	2:16.390
21	91	F	Richard OWEN		Triumph TR2	23:29.714	10	2:12.269	68.74	2:16.785
22	13	D	Ian FORWARD		Alfa Romeo Giulia Sprint GT	23:30.396	10	2:12.951	68.71	2:16.491
23	99	G	Stephen CHAPMAN		Sunbeam Harrington	22:03.040	9	1 LAP	65.92	2:23.011
24	18	A	Charles FRIPP		Iso Griffio GL	22:11.000	9	1 LAP	65.53	2:23.640
25	97	G	Nick ATKINS		Lotus Elite	22:20.342	9	1 LAP	65.07	2:24.873
26	9	F	Gillian GOLDSMITH		Mercedes 190SLR	22:40.947	9	1 LAP	64.08	2:26.656

NOT CLASSIFIED

60	G	Andrew HAYDEN	Austin Healey 3000 Mk2	7:06.389	3	D.N.F.	68.18	2:17.918
52	C	Justin MURPHY	Ginetta G4	4:42.648	2	D.N.F.	68.57	2:14.802
48	C	Barry ASHDOWN	Lotus Elan		0	D.N.F.	N/A	

FASTEST LAP

46	C	Paul TOOMS	Lotus Elan	2:01.733	10	79.61mph	128.12kph
50	G	Vicky BROOKS	Lotus Elan	2:06.483	5	76.62mph	123.30kph
71	E	Dick COFFEY	Turner Mk1	2:12.179	4	73.31mph	117.99kph
11	D	Bob BROOKS	Porsche 911	2:12.777	9	72.98mph	117.46kph
15	A	Mike EAGLES	Detomaso Mangusta	2:13.916	9	72.36mph	116.46kph
91	F	Richard OWEN	Triumph TR2	2:16.785	7	70.85mph	114.02kph
38	B	James OWEN	Triumph TR5	2:17.157	8	70.65mph	113.71kph

Car 38 transponder stopped working.

Weather/Track: Bright/Drying

These results are provisional until the conclusion of any judicial and technical matters.

Oulton Park

Circuit Length = 2.6920 miles.

Start: 13:24 End: 13:45

Clerk of the Course:

Timekeeper:

HSCC Historic Road Sports

RACE 3 - LAP ANALYSIS - Oulton Park 27/28/29 August 2011

2	Robert BARRIE	Lotus 7
1 - 2:18.905	6 - 2:06.578	
2 - 2:09.098	7 - 2:06.229	
3 - 2:09.451	8 - 2:06.189	
4 - 2:07.193	9 - 2:06.483	
5 - 2:06.506	10 - 2:04.654	
5	Rachel WATTS	Lotus Elan
1 - 2:29.218	6 - 2:15.405	
2 - 2:18.228	7 - 2:15.332	
3 - 2:17.397	8 - 2:15.475	
4 - 2:13.867	9 - 2:14.209	
5 - 2:15.476	10 - 2:14.298	
6	Larry KENNEDY	Lotus Elan S4
1 - 2:17.752	6 - 2:06.324	
2 - 2:09.222	7 - 2:06.283	
3 - 2:08.163	8 - 2:07.933	
4 - 2:07.691	9 - 2:32.738	
5 - 2:06.077	10 - 2:09.854	
9	Gillian GOLDSMITH	Mercedes 190SLR
1 - 2:50.468	6 - 2:28.672	
2 - 2:31.754	7 - 2:28.490	
3 - 2:29.231	8 - 2:26.886	
4 - 2:29.879	9 - 2:26.656	
5 - 2:28.911		
11	Bob BROOKS	Porsche 911
1 - 2:24.904	6 - 2:13.716	
2 - 2:14.160	7 - 2:13.821	
3 - 2:13.402	8 - 2:14.071	
4 - 2:13.002	9 - 2:12.777	
5 - 2:13.936	10 - 2:12.956	
13	Ian FORWARD	Alfa Romeo Giulia Sprint GT
1 - 2:38.703	6 - 2:19.449	
2 - 2:23.423	7 - 2:17.765	
3 - 2:19.554	8 - 2:17.221	
4 - 2:20.821	9 - 2:16.491	
5 - 2:18.942	10 - 2:18.027	

Car 38 transponder stopped working.
Weather/Track: Bright/Drying

HSCC Historic Road Sports

RACE 3 - LAP ANALYSIS - Oulton Park 27/28/29 August 2011

(contd.)

15	Mike EAGLES	Detomaso Mangusta
1 - 2:27.985	6 - 2:15.412	
2 - 2:18.406	7 - 2:15.785	
3 - 2:16.241	8 - 2:15.010	
4 - 2:15.506	9 - 2:13.916	
5 - 2:15.030	10 - 2:14.206	
18	Charles FRIPP	Iso Griffo GL
1 - 2:48.203	6 - 2:24.167	
2 - 2:25.444	7 - 2:24.168	
3 - 2:26.083	8 - 2:23.640	
4 - 2:28.598	9 - 2:24.040	
5 - 2:26.657		
22	Tony DAVIS	Austin Healey Sprite
1 - 2:40.367	6 - 2:17.800	
2 - 2:22.232	7 - 2:16.554	
3 - 2:19.550	8 - 2:16.365	
4 - 2:21.555	9 - 2:18.233	
5 - 2:18.115	10 - 2:17.880	
25	Jim GRANT	Lotus Elan
1 - 2:17.294	6 - 2:07.272	
2 - 2:10.441	7 - 2:07.865	
3 - 2:09.069	8 - 2:07.425	
4 - 2:09.429	9 - 2:07.580	
5 - 2:07.004	10 - 2:07.710	
31	Ian BURFORD	MG Lenham Le Mans coupe
1 - 2:31.594	6 - 2:14.377	
2 - 2:18.227	7 - 2:15.177	
3 - 2:19.925	8 - 2:14.846	
4 - 2:17.010	9 - 2:14.614	
5 - 2:16.466	10 - 2:22.123	
38	James OWEN	Triumph TR5
1 - 2:39.549	6 - 2:18.554	
2 - 2:21.444	7 - 2:18.098	
3 - 2:19.627	8 - 2:17.157	
4 - 2:18.540	9 - 2:18.705	
5 - 2:18.702	10 - 2:17.831	

Car 38 transponder stopped working.
Weather/Track: Bright/Drying

HSCC Historic Road Sports

RACE 3 - LAP ANALYSIS - Oulton Park 27/28/29 August 2011

(contd.)

46	Paul TOOMS	Lotus Elan
1 - 2:13.799	6 - 2:05.730	
2 - 2:03.592	7 - 2:04.455	
3 - 2:16.901	8 - 2:07.694	
4 - 2:07.045	9 - 2:10.952	
5 - 2:05.544	10 - 2:01.733	
48	Barry ASHDOWN	Lotus Elan
50	Vicky BROOKS	Lotus Elan
1 - 2:18.434	6 - 2:06.682	
2 - 2:09.645	7 - 2:12.375	
3 - 2:08.985	8 - 2:07.545	
4 - 2:07.102	9 - 2:06.541	
5 - 2:06.483	10 - 2:09.636	
52	Justin MURPHY	Ginetta G4
1 - 2:14.802		
2 - 2:27.846P		
57	Malcolm VEREY	Allard J2
1 - 2:32.954	6 - 2:15.943	
2 - 2:17.947	7 - 2:12.255	
3 - 2:16.275	8 - 2:12.622	
4 - 2:16.926	9 - 2:14.085	
5 - 2:16.033	10 - 2:15.611	
60	Andrew HAYDEN	Austin Healey 3000 Mk2
1 - 2:29.926		
2 - 2:17.918		
3 - 2:18.545		

Car 38 transponder stopped working.
Weather/Track: Bright/Drying

HSCC Historic Road Sports

RACE 3 - LAP ANALYSIS - Oulton Park 27/28/29 August 2011

(contd.)

71	Dick COFFEY	Turner Mk1
1 - 2:27.542	6 - 2:13.597	
2 - 2:12.458	7 - 2:13.897	
3 - 2:13.820	8 - 2:14.200	
4 - 2:12.179	9 - 2:12.776	
5 - 2:13.998	10 - 2:13.067	
72	Jim GATHERCOLE	Lotus Elan Plus 2
1 - 2:47.259	6 - 2:09.703	
2 - 2:13.784	7 - 2:10.970	
3 - 2:08.777	8 - 2:09.536	
4 - 2:14.535	9 - 2:07.809	
5 - 2:14.859	10 - 2:09.944	
77	Barry DAVISON	Lotus Elite
1 - 2:34.955	6 - 2:18.962	
2 - 2:20.747	7 - 2:18.734	
3 - 2:21.448	8 - 2:17.411	
4 - 2:20.774	9 - 2:16.390	
5 - 2:22.512	10 - 2:17.096	
80	John SHAW	Porsche 911E
1 - 2:28.956	6 - 2:16.023	
2 - 2:18.333	7 - 2:16.252	
3 - 2:19.134	8 - 2:16.934	
4 - 2:17.272	9 - 2:15.438	
5 - 2:16.096	10 - 2:16.459	
87	Bill SMITH	Marcos 1600GT
1 - 2:20.930	6 - 2:10.776	
2 - 2:10.745	7 - 2:11.470	
3 - 2:12.344	8 - 2:10.560	
4 - 2:10.286	9 - 2:11.173	
5 - 2:11.016	10 - 2:14.189	
88	Bryn GRIFFITHS	Sunbeam Alpine
1 - 2:32.555	6 - 2:15.445	
2 - 2:16.568	7 - 2:15.266	
3 - 2:17.768	8 - 2:13.395	
4 - 2:19.116	9 - 2:15.051	
5 - 2:15.512	10 - 2:14.787	

Car 38 transponder stopped working.
Weather/Track: Bright/Drying

HSCC Historic Road Sports

RACE 3 - LAP ANALYSIS - Oulton Park 27/28/29 August 2011

(contd.)

91	Richard OWEN	Triumph TR2
1 - 2:37.652	6 - 2:18.311	
2 - 2:21.248	7 - 2:16.785	
3 - 2:22.150	8 - 2:18.150	
4 - 2:19.945	9 - 2:17.188	
5 - 2:19.842	10 - 2:18.443	
93	Glynn EVANS	Porsche 911T
1 - 2:26.693	6 - 2:15.903	
2 - 2:19.352	7 - 2:15.592	
3 - 2:18.629	8 - 2:14.768	
4 - 2:17.627	9 - 2:14.879	
5 - 2:16.639	10 - 2:15.176	
94	Nicholas SLEEP	MG B
1 - 2:38.507	6 - 2:17.619	
2 - 2:21.572	7 - 2:17.871	
3 - 2:20.850	8 - 2:16.947	
4 - 2:18.830	9 - 2:16.740	
5 - 2:19.775	10 - 2:17.043	
97	Nick ATKINS	Lotus Elite
1 - 2:51.328	6 - 2:25.601	
2 - 2:27.476	7 - 2:25.268	
3 - 2:27.416	8 - 2:25.370	
4 - 2:27.403	9 - 2:25.607	
5 - 2:24.873		
99	Stephen CHAPMAN	Sunbeam Harrington
1 - 2:46.385	6 - 2:23.011	
2 - 2:25.256	7 - 2:24.557	
3 - 2:25.185	8 - 2:23.930	
4 - 2:26.436	9 - 2:23.064	
5 - 2:25.216		

Car 38 transponder stopped working.
Weather/Track: Bright/Drying

HSCC Historic Road Sports

RACE 3 - LAP CHART - Oulton Park 27/28/29 August 2011

Lap 1			Lap 2			Lap 3			Lap 4			Lap 5		
No	Behind	Laptime	No	Behind	Laptime	No	Behind	Laptime	No	Behind	Laptime	No	Behind	Laptime
46		2:13.799	46		2:03.592	46		2:16.901	46		2:07.045	46		2:05.544
52	1.003	2:14.802	6	9.583	2:09.222	6	0.845	2:08.163	6	1.491	2:07.691	6	2.024	2:06.077
25	3.495	2:17.294	25	10.344	2:10.441	25	2.512	2:09.069	50	2.829	2:07.102	50	3.768	2:06.483
6	3.953	2:17.752	2	10.612	2:09.098	50	2.772	2:08.985	2	3.310	2:07.193	2	4.272	2:06.506
50	4.635	2:18.434	50	10.688	2:09.645	2	3.162	2:09.451	25	4.896	2:09.429	25	6.356	2:07.004
2	5.106	2:18.905	87	14.284	2:10.745	87	9.727	2:12.344	87	12.968	2:10.286	87	18.440	2:11.016
87	7.131	2:20.930	11	21.673	2:14.160	11	18.174	2:13.402	11	24.131	2:13.002	11	32.523	2:13.936
11	11.105	2:24.904	71	22.609	2:12.458	71	19.528	2:13.820	71	24.662	2:12.179	71	33.116	2:13.998
93	12.894	2:26.693	52	25.257	2:27.846P	15	28.340	2:16.241	15	36.801	2:15.506	15	46.287	2:15.030
71	13.743	2:27.542	93	28.654	2:19.352	93	30.382	2:18.629	5	37.373	2:13.867	5	47.305	2:15.476
15	14.186	2:27.985	15	29.000	2:18.406	5	30.551	2:17.397	93	40.964	2:17.627	93	52.059	2:16.639
80	15.157	2:28.956	80	29.898	2:18.333	60	32.097	2:18.545	80	42.358	2:17.272	72	52.333	2:14.859
5	15.419	2:29.218	5	30.055	2:18.228	80	32.131	2:19.134	57	42.765	2:16.926	80	52.910	2:16.096
60	16.127	2:29.926	60	30.453	2:17.918	88	32.599	2:17.768	72	43.018	2:14.535	57	53.254	2:16.033
31	17.795	2:31.594	88	31.732	2:16.568	57	32.884	2:16.275	88	44.670	2:19.116	88	54.638	2:15.512
88	18.756	2:32.555	31	32.430	2:18.227	31	35.454	2:19.925	31	45.419	2:17.010	31	56.341	2:16.466
57	19.155	2:32.954	57	33.510	2:17.947	72	35.528	2:08.777	77	56.587	2:20.774	38	1:10.981	2:18.702
77	21.156	2:34.955	77	38.311	2:20.747	77	42.858	2:21.448	38	57.823	2:18.540	94	1:12.653	2:19.775
91	23.853	2:37.652	91	41.509	2:21.248	38	46.328	2:19.627	94	58.422	2:18.830	77	1:13.555	2:22.512
94	24.708	2:38.507	94	42.688	2:21.572	94	46.637	2:20.850	91	59.658	2:19.945	91	1:13.956	2:19.842
13	24.904	2:38.703	38	43.602	2:21.444	91	46.758	2:22.150	13	1:01.164	2:20.821	13	1:14.562	2:18.942
38	25.750	2:39.549	72	43.652	2:13.784	13	47.388	2:19.554	22	1:02.367	2:21.555	22	1:14.938	2:18.115
22	26.568	2:40.367	13	44.735	2:23.423	22	47.857	2:19.550	99	1:21.925	2:26.436	99	1:41.597	2:25.216
99	32.586	2:46.385	22	45.208	2:22.232	99	1:02.534	2:25.185	18	1:26.991	2:28.598	18	1:48.104	2:26.657
72	33.460	2:47.259	99	54.250	2:25.256	18	1:05.438	2:26.083	97	1:32.286	2:27.403	97	1:51.615	2:24.873
18	34.404	2:48.203	18	56.256	2:25.444	97	1:11.928	2:27.416	9	1:39.995	2:29.879	9	2:03.362	2:28.911
9	36.669	2:50.468	97	1:01.413	2:27.476	9	1:17.161	2:29.231						
97	37.529	2:51.328	9	1:04.831	2:31.754									

Car 38 transponder stopped working.
Weather/Track: Bright/Drying

Oulton Park
Circuit Length = 2.6920 miles.
Start: 13:24 End: 13:45

HSCC Historic Road Sports

RACE 3 - LAP CHART - Oulton Park 27/28/29 August 2011

(contd.)

Lap 6			Lap 7			Lap 8			Lap 9			Lap 10		
No	Behind	Laptime	No	Behind	Laptime	No	Behind	Laptime	No	Behind	Laptime	No	Behind	Laptime
46		2:05.730	46		2:04.455	46		2:07.694	46		2:10.952	46		2:01.733
6	2.618	2:06.324	18	1 LAP	2:24.167	6	4.685	2:07.933	2	0.920	2:06.483	2	3.841	2:04.654
50	4.720	2:06.682	6	4.446	2:06.283	2	5.389	2:06.189	25	7.667	2:07.580	25	13.644	2:07.710
2	5.120	2:06.578	2	6.894	2:06.229	25	11.039	2:07.425	50	8.080	2:06.541	50	15.983	2:09.636
25	7.898	2:07.272	97	1 LAP	2:25.601	99	1 LAP	2:24.557	99	1 LAP	2:23.930	6	34.592	2:09.854
87	23.486	2:10.776	25	11.308	2:07.865	50	12.491	2:07.545	6	26.471	2:32.738	99	1 LAP	2:23.064
11	40.509	2:13.716	50	12.640	2:12.375	18	1 LAP	2:24.168	18	1 LAP	2:23.640	87	46.044	2:14.189
71	40.983	2:13.597	9	1 LAP	2:28.672	97	1 LAP	2:25.268	87	33.588	2:11.173	18	1 LAP	2:24.040
15	55.969	2:15.412	87	30.501	2:11.470	87	33.367	2:10.560	97	1 LAP	2:25.370	97	1 LAP	2:25.607
72	56.306	2:09.703	11	49.875	2:13.821	9	1 LAP	2:28.490	11	58.077	2:12.777	11	1:09.300	2:12.956
5	56.980	2:15.405	71	50.425	2:13.897	11	56.252	2:14.071	9	1 LAP	2:26.886	72	1:09.731	2:09.944
93	1:02.232	2:15.903	72	1:02.821	2:10.970	71	56.931	2:14.200	71	58.755	2:12.776	71	1:10.089	2:13.067
80	1:03.203	2:16.023	15	1:07.299	2:15.785	72	1:04.663	2:09.536	72	1:01.520	2:07.809	9	1 LAP	2:26.656
57	1:03.467	2:15.943	5	1:07.857	2:15.332	15	1:14.615	2:15.010	15	1:17.579	2:13.916	15	1:30.052	2:14.206
88	1:04.353	2:15.445	57	1:11.267	2:12.255	5	1:15.638	2:15.475	5	1:18.895	2:14.209	5	1:31.460	2:14.298
31	1:04.988	2:14.377	93	1:13.369	2:15.592	57	1:16.195	2:12.622	57	1:19.328	2:14.085	57	1:33.206	2:15.611
38	1:23.805	2:18.554	80	1:15.000	2:16.252	93	1:20.443	2:14.768	93	1:24.370	2:14.879	93	1:37.813	2:15.176
94	1:24.542	2:17.619	88	1:15.164	2:15.266	88	1:20.865	2:13.395	88	1:24.964	2:15.051	88	1:38.018	2:14.787
91	1:26.537	2:18.311	31	1:15.710	2:15.177	31	1:22.862	2:14.846	31	1:26.524	2:14.614	80	1:43.452	2:16.459
77	1:26.787	2:18.962	38	1:37.448	2:18.098	80	1:24.240	2:16.934	80	1:28.726	2:15.438	31	1:46.914	2:22.123
22	1:27.008	2:17.800	94	1:37.958	2:17.871	38	1:46.911	2:17.157	94	1:52.999	2:16.740	94	2:08.309	2:17.043
13	1:28.281	2:19.449	91	1:38.867	2:16.785	94	1:47.211	2:16.947	38	1:54.664	2:18.705	38	2:10.762	2:17.831
99	1:58.878	2:23.011	22	1:39.107	2:16.554	22	1:47.778	2:16.365	22	1:55.059	2:18.233	22	2:11.206	2:17.880
			77	1:41.066	2:18.734	91	1:49.323	2:18.150	91	1:55.559	2:17.188	77	2:11.584	2:17.096
			13	1:41.591	2:17.765	77	1:50.783	2:17.411	77	1:56.221	2:16.390	91	2:12.269	2:18.443
						13	1:51.118	2:17.221	13	1:56.657	2:16.491	13	2:12.951	2:18.027

Car 38 transponder stopped working.
Weather/Track: Bright/Drying

Oulton Park
Circuit Length = 2.6920 miles.
Start: 13:24 End: 13:45

HSCC Classic Racing Cars

RACE 4 - QUALIFYING - Oulton Park 27/28/29 August 2011

POS	NO	CL	DRIVER	NAT	CAR	TIME	LAPS	GAP	MPH
1	48	D	Nigel BANCROFT		Chevron B17	2:22.393	7		68.06
2	1	G	Ian GRAY		Brabham BT16	2:26.875	5	4.482	65.98
3	7	D	Stuart TIZZARD		Chevron B15C	2:27.686	6	5.293	65.62
4	96	D	Keith MESSER		Vesey Ford	2:29.700	6	7.307	64.73
5	81	D	Stephen WILKINSON		Brabham BT21	2:30.835	3	8.442	64.25
6	71	D	Chris HOLLAND		Brabham BT21	2:31.071	6	8.678	64.15
7	88	C	Michael SCOTT		Brabham BT30	2:33.448	6	11.055	63.15
8	26	D	Steve SEAMAN		Brabham BT21	2:33.729	5	11.336	63.04
9	10	D	Jim CHAPMAN		Lotus 59	2:35.473	6	13.080	62.33
10	74	G	Jon WAGGITT		Brabham BT18	2:35.681	6	13.288	62.25
11	68	D	Peter THOMPSON		Brabham BT21	2:38.790	6	16.397	61.03
12	60	D	Tim KARY		Brabham BT28	2:39.022	6	16.629	60.94
13	92	F	Martin HAINES		Merlyn Mk20	2:40.434	6	18.041	60.40
14	61	F	Harvey SYKES		Merlyn Mk17	2:40.513	6	18.120	60.37
15	6	D	Leif BOSSON		Brabham BT28	2:41.213	6	18.820	60.11
16	14	F	Roy MACGREGOR		Hawke DL2B	2:42.639	6	20.246	59.58
17	91	F	John CROWELL		Lola T200	2:43.851	6	21.458	59.14
18	19	D	Peter FROUDE		Tecno F3	2:44.007	6	21.614	59.09
19	29	G	Martin COWBURN		Brabham BT29	2:44.158	5	21.765	59.03
20	27	D	Peter WILLIAMS		Brabham BT15	2:44.449	5	22.056	58.93
21	41	G	Peter HAMILTON		Tecno F3	2:46.871	5	24.478	58.07
22	25	D	John COUNSELL		March 703 F3	2:48.323	4	25.930	57.57
23	32	G	Julian JUDD		Jovis Jovis	2:51.326	5	28.933	56.56
24	24	D	Andrew THORPE		March 703	2:54.663	5	32.270	55.48
25	8	G	Rodger NEWMAN		Brabham BT14	2:57.079	5	34.686	54.72
26	55	F	Rachel ARNOLD		Merlyn Mk20	3:06.878	5	44.485	51.85
27	43	A	Geoff WILLIAMS		Cooper T43	3:32.330	4	1:09.937	45.64

Weather/Track: Rain/Wet

These results are provisional until the conclusion of any judicial and technical matters.

Oulton Park
Circuit Length = 2.6920 miles.
Start: 14:01 End: 14:16

Clerk of the Course:

Timekeeper:

HSCC Classic Racing Cars

RACE 4 - QUALIFYING LAP ANALYSIS - Oulton Park 27/28/29 August 2011

1	Ian GRAY	Brabham BT16
1 - X:00.000		
2 - 2:26.875		
3 - 2:29.097		
4 - 2:28.025		
5 - 2:45.784P		
6	Leif BOSSON	Brabham BT28
1 - X:00.000	6 - 2:41.213	
2 - 2:45.070		
3 - 2:46.473		
4 - 2:45.311		
5 - 2:42.370		
7	Stuart TIZZARD	Chevron B15C
1 - X:00.000	6 - 2:28.199	
2 - 2:31.340		
3 - 2:28.758		
4 - 2:27.686		
5 - 2:28.977		
8	Rodger NEWMAN	Brabham BT14
1 - X:00.000		
2 - 3:07.768		
3 - 3:01.067		
4 - 2:57.079		
5 - 2:58.157		
10	Jim CHAPMAN	Lotus 59
1 - X:00.000	6 - 3:10.847	
2 - 2:36.099		
3 - 2:37.833		
4 - 2:38.597		
5 - 2:35.473		
14	Roy MACGREGOR	Hawke DL2B
1 - X:00.000	6 - 2:45.503	
2 - 2:45.577		
3 - 2:43.432		
4 - 2:44.978		
5 - 2:42.639		

Weather/Track: Rain/Wet

www.mstworld.com

Page 1 of 5

Oulton Park
Circuit Length = 2.6920 miles.
Start: 14:01 End: 14:16

Printed - 14:20 Saturday, 27 August 2011

HSCC Classic Racing Cars

RACE 4 - QUALIFYING LAP ANALYSIS - Oulton Park 27/28/29 August 2011

(contd.)

19	Peter FROUDE	Tecno F3
1 - X:00.000 6 - 2:44.570 2 - 2:51.200 3 - 2:44.007 4 - 2:46.030 5 - 2:45.338		
24	Andrew THORPE	March 703
1 - X:00.000 2 - 3:06.292 3 - 3:00.979 4 - 2:54.663 5 - 3:04.453P		
25	John COUNSELL	March 703 F3
1 - X:00.000 2 - 2:48.323 3 - 2:48.762P 4 - 7:10.688		
26	Steve SEAMAN	Brabham BT21
1 - X:00.000 2 - 2:46.473 3 - 2:39.741 4 - 2:40.724 5 - 2:33.729		
27	Peter WILLIAMS	Brabham BT15
1 - X:00.000 2 - 3:14.418 3 - 2:56.378 4 - 2:44.449 5 - 2:50.006		
29	Martin COWBURN	Brabham BT29
1 - X:00.000 2 - 2:48.760 3 - 2:46.000 4 - 2:44.677 5 - 2:44.158		

Weather/Track: Rain/Wet

www.mstworld.com

Page 2 of 5

Oulton Park
Circuit Length = 2.6920 miles.
Start: 14:01 End: 14:16

Printed - 14:20 Saturday, 27 August 2011

HSCC Classic Racing Cars

RACE 4 - QUALIFYING LAP ANALYSIS - Oulton Park 27/28/29 August 2011

(contd.)

32	Julian JUDD	Jovis Jovis
1 - X:00.000 2 - 2:54.852 3 - 2:51.380 4 - 2:51.326 5 - 2:56.317		
41	Peter HAMILTON	Tecno F3
1 - X:00.000 2 - 3:06.132 3 - 3:00.727 4 - 2:56.725 5 - 2:46.871		
43	Geoff WILLIAMS	Cooper T43
1 - X:00.000 2 - 3:44.379 3 - 3:42.502 4 - 3:32.330		
48	Nigel BANCROFT	Chevron B17
1 - X:00.000 6 - 2:23.758 2 - 2:22.686 7 - 2:24.806 3 - 2:23.470 4 - 2:22.393 5 - 2:22.452		
55	Rachel ARNOLD	Merlyn Mk20
1 - X:00.000 2 - 3:23.241 3 - 3:14.081 4 - 3:14.581 5 - 3:06.878		
60	Tim KARY	Brabham BT28
1 - X:00.000 6 - 2:40.910 2 - 2:44.385 3 - 2:43.148 4 - 2:39.882 5 - 2:39.022		

Weather/Track: Rain/Wet

www.mstworld.com

Page 3 of 5

Oulton Park
Circuit Length = 2.6920 miles.
Start: 14:01 End: 14:16

Printed - 14:20 Saturday, 27 August 2011

HSCC Classic Racing Cars

RACE 4 - QUALIFYING LAP ANALYSIS - Oulton Park 27/28/29 August 2011

(contd.)

61	Harvey SYKES	Merlyn Mk17
1 - X:00.000	6 - 2:42.534	
2 - 2:46.616		
3 - 2:42.145		
4 - 2:40.513		
5 - 2:42.629		
68	Peter THOMPSON	Brabham BT21
1 - X:00.000	6 - 2:57.313	
2 - 2:46.848		
3 - 2:40.555		
4 - 2:38.825		
5 - 2:38.790		
71	Chris HOLLAND	Brabham BT21
1 - X:00.000	6 - 2:31.722	
2 - 2:40.741		
3 - 2:35.685		
4 - 2:31.071		
5 - 2:31.970		
74	Jon WAGGITT	Brabham BT18
1 - X:00.000	6 - 3:13.602	
2 - 2:44.336		
3 - 2:38.084		
4 - 2:40.646		
5 - 2:35.681		
81	Stephen WILKINSON	Brabham BT21
1 - X:00.000		
2 - 2:37.661		
3 - 2:30.835		
88	Michael SCOTT	Brabham BT30
1 - X:00.000	6 - 2:35.639	
2 - 2:34.714		
3 - 2:33.448		
4 - 2:34.814		
5 - 2:34.491		

Weather/Track: Rain/Wet

www.mstworld.com

Page 4 of 5

Oulton Park
Circuit Length = 2.6920 miles.
Start: 14:01 End: 14:16

Printed - 14:20 Saturday, 27 August 2011

HSCC Classic Racing Cars

RACE 4 - QUALIFYING LAP ANALYSIS - Oulton Park 27/28/29 August 2011

(contd.)

91	John CROWELL	Lola T200
1 - X:00.000	6 - 2:45.584	
2 - 2:51.767		
3 - 2:44.945		
4 - 2:43.851		
5 - 2:44.153		
92	Martin HAINES	Merlyn Mk20
1 - X:00.000	6 - 2:55.875	
2 - 2:46.304		
3 - 2:42.530		
4 - 2:40.434		
5 - 2:42.735		
96	Keith MESSER	Vesey Ford
1 - X:00.000	6 - 2:32.585	
2 - 2:38.083		
3 - 2:29.700		
4 - 2:33.310		
5 - 2:34.194		

Weather/Track: Rain/Wet

www.mstworld.com

Page 5 of 5


Oulton Park
Circuit Length = 2.6920 miles.
Start: 14:01 End: 14:16

Printed - 14:20 Saturday, 27 August 2011

HSCC Classic Racing Cars

RACE 4 - GRID - Oulton Park 27/28/29 August 2011

ROW 14	43	WILLIAMS	
ROW 13	8	NEWMAN	55
ROW 12	32	JUDD	24
ROW 11	41	HAMILTON	25
ROW 10	29	COWBURN	27
ROW 9	91	CROWELL	19
ROW 8	6	BOSSON	14
ROW 7	92	HAINES	61
ROW 6	68	THOMPSON	60
ROW 5	10	CHAPMAN	74
ROW 4	88	SCOTT	26
ROW 3	81	WILKINSON	71
ROW 2	7	TIZZARD	96
ROW 1	48	BANCROFT	1
		POLE	



Weather/Track: Rain/Wet

These results are provisional until the conclusion of any judicial and technical matters.

Oulton Park
Circuit Length = 2.6920 miles.
Start: 14:01 End: 14:16

Clerk of the Course:

Timekeeper:

HSCC Classic Racing Cars

RACE 4 - CLASSIFICATION - Oulton Park 27/28/29 August 2011

POS	NO	CL	DRIVER	NAT	CAR	TIME	LAPS	GAP	MPH	BEST
1	1	G	Ian GRAY		Brabham BT16	20:52.850	11		85.08	1:50.513
2	48	D	Nigel BANCROFT		Chevron B17	21:15.206	11	22.356	83.59	1:54.294
3	88	C	Michael SCOTT		Brabham BT30	21:31.137	11	38.287	82.56	1:53.691
4	7	D	Stuart TIZZARD		Chevron B15C	21:58.935	11	1:06.085	80.82	1:57.791
5	10	D	Jim CHAPMAN		Lotus 59	22:12.480	11	1:19.630	80.00	1:58.332
6	96	D	Keith MESSER		Vesey Ford	22:12.501	11	1:19.651	80.00	1:58.074
7	71	D	Chris HOLLAND		Brabham BT21	22:27.545	11	1:34.695	79.10	1:59.991
8	68	D	Peter THOMPSON		Brabham BT21	22:29.859	11	1:37.009	78.97	2:00.041
9	6	D	Leif BOSSON		Brabham BT28	22:49.078	11	1:56.228	77.86	2:00.867
10	29	G	Martin COWBURN		Brabham BT29	20:59.831	10	1 LAP	76.92	1:59.608
11	60	D	Tim KARY		Brabham BT28	21:03.908	10	1 LAP	76.67	2:01.701
12	26	D	Steve SEAMAN		Brabham BT21	21:05.544	10	1 LAP	76.57	2:03.659
13	25	D	John COUNSELL		March 703 F3	21:18.841	10	1 LAP	75.78	2:03.721
14	61	F	Harvey SYKES		Merlyn Mk17	21:20.063	10	1 LAP	75.70	2:05.810
15	14	F	Roy MACGREGOR		Hawke DL2B	21:24.803	10	1 LAP	75.42	2:04.794
16	24	D	Andrew THORPE		March 703	21:50.028	10	1 LAP	73.97	2:07.209
17	92	F	Martin HAINES		Merlyn Mk20	21:55.265	10	1 LAP	73.68	2:06.715
18	41	G	Peter HAMILTON		Tecno F3	22:19.213	10	1 LAP	72.36	2:08.767
19	91	F	John CROWELL		Lola T200	22:24.622	10	1 LAP	72.07	2:08.593
20	19	D	Peter FROUDE		Tecno F3	22:32.838	10	1 LAP	71.63	2:11.643
21	27	D	Peter WILLIAMS		Brabham BT15	21:11.693	9	2 LAPS	68.58	2:17.402
22	55	F	Rachel ARNOLD		Merlyn Mk20	21:46.671	9	2 LAPS	66.75	2:18.912
23	32	G	Julian JUDD		Jovis Jovis	21:47.295	9	2 LAPS	66.71	2:18.339
24	43	A	Geoff WILLIAMS		Cooper T43	22:34.734	8	3 LAPS	57.22	2:45.010

NOT CLASSIFIED

74	G	Jon WAGGITT		Brabham BT18	20:15.176	6	D.N.F.	47.85	1:57.981
8	G	Rodger NEWMAN		Brabham BT14	6:58.064	3	D.N.F.	69.54	2:10.300

FASTEST LAP

1	G	Ian GRAY		Brabham BT16	1:50.513	8	87.69mph	141.12kph
88	C	Michael SCOTT		Brabham BT30	1:53.691	9	85.24mph	137.18kph
48	D	Nigel BANCROFT		Chevron B17	1:54.294	7	84.79mph	136.45kph
14	F	Roy MACGREGOR		Hawke DL2B	2:04.794	5	77.65mph	124.97kph
43	A	Geoff WILLIAMS		Cooper T43	2:45.010	2	58.73mph	94.51kph

Weather/Track: Bright/Dry

These results are provisional until the conclusion of any judicial and technical matters.

Oulton Park
Circuit Length = 2.6920 miles.
Start: 14:03 End: 14:24

Clerk of the Course:

Timekeeper:

HSCC Classic Racing Cars

RACE 4 - LAP ANALYSIS - Oulton Park 27/28/29 August 2011

1	Ian GRAY	Brabham BT16
1 - 2:01.061	6 - 1:52.550	11 - 1:53.247
2 - 1:53.918	7 - 1:52.523	
3 - 1:54.485	8 - 1:50.513	
4 - 1:52.364	9 - 1:53.721	
5 - 1:53.150	10 - 1:55.318	
6	Leif BOSSON	Brabham BT28
1 - 2:20.761	6 - 2:00.867	11 - 2:01.613
2 - 2:05.644	7 - 2:02.000	
3 - 2:04.768	8 - 2:01.519	
4 - 2:04.766	9 - 2:02.649	
5 - 2:01.331	10 - 2:03.160	
7	Stuart TIZZARD	Chevron B15C
1 - 2:07.729	6 - 1:59.109	11 - 1:58.382
2 - 2:02.092	7 - 1:58.840	
3 - 1:59.321	8 - 1:58.878	
4 - 1:59.371	9 - 1:58.459	
5 - 1:58.963	10 - 1:57.791	
8	Rodger NEWMAN	Brabham BT14
1 - 2:32.995		
2 - 2:10.300		
3 - 2:14.769		
10	Jim CHAPMAN	Lotus 59
1 - 2:10.838	6 - 1:58.524	11 - 2:03.433
2 - 2:01.204	7 - 1:59.152	
3 - 1:58.332	8 - 2:00.097	
4 - 1:58.772	9 - 2:02.769	
5 - 1:58.726	10 - 2:00.633	
14	Roy MACGREGOR	Hawke DL2B
1 - 2:23.233	6 - 2:05.060	
2 - 2:12.828	7 - 2:04.944	
3 - 2:07.774	8 - 2:05.964	
4 - 2:05.429	9 - 2:09.541	
5 - 2:04.794	10 - 2:05.236	

Weather/Track: Bright/Dry

www.mstworld.com

Page 1 of 5

Oulton Park
Circuit Length = 2.6920 miles.
Start: 14:03 End: 14:24

Printed - 14:27 Sunday, 28 August 2011

HSCC Classic Racing Cars

RACE 4 - LAP ANALYSIS - Oulton Park 27/28/29 August 2011

(contd.)

19	Peter FROUDE	Tecno F3
1 - 2:27.521	6 - 2:11.643	
2 - 2:16.540	7 - 2:11.996	
3 - 2:16.609	8 - 2:13.568	
4 - 2:16.319	9 - 2:13.573	
5 - 2:12.717	10 - 2:12.352	
24	Andrew THORPE	March 703
1 - 2:29.918	6 - 2:08.954	
2 - 2:10.375	7 - 2:08.705	
3 - 2:10.707	8 - 2:09.460	
4 - 2:07.571	9 - 2:09.586	
5 - 2:07.543	10 - 2:07.209	
25	John COUNSELL	March 703 F3
1 - 2:23.132	6 - 2:03.721	
2 - 2:10.096	7 - 2:04.004	
3 - 2:06.652	8 - 2:04.920	
4 - 2:08.645	9 - 2:07.876	
5 - 2:05.037	10 - 2:04.758	
26	Steve SEAMAN	Brabham BT21
1 - 2:15.872	6 - 2:04.475	
2 - 2:06.489	7 - 2:05.629	
3 - 2:06.579	8 - 2:07.873	
4 - 2:03.659	9 - 2:05.093	
5 - 2:04.428	10 - 2:05.447	
27	Peter WILLIAMS	Brabham BT15
1 - 2:34.561	6 - 2:18.912	
2 - 2:22.917	7 - 2:18.554	
3 - 2:22.406	8 - 2:17.402	
4 - 2:19.955	9 - 2:17.772	
5 - 2:19.214		
29	Martin COWBURN	Brabham BT29
1 - 2:23.783	6 - 2:01.505	
2 - 2:13.182	7 - 2:02.631	
3 - 2:04.677	8 - 2:03.628	
4 - 2:05.169	9 - 2:00.980	
5 - 2:04.668	10 - 1:59.608	

Weather/Track: Bright/Dry

www.mstworld.com

Page 2 of 5

Oulton Park
Circuit Length = 2.6920 miles.
Start: 14:03 End: 14:24

Printed - 14:27 Sunday, 28 August 2011

HSCC Classic Racing Cars

RACE 4 - LAP ANALYSIS - Oulton Park 27/28/29 August 2011

(contd.)

32	Julian JUDD	Jovis Jovis
1 - 2:41.601	6 - 2:21.167	
2 - 2:27.106	7 - 2:23.694	
3 - 2:26.357	8 - 2:21.237	
4 - 2:25.109	9 - 2:18.339	
5 - 2:22.685		
41	Peter HAMILTON	Tecno F3
1 - 2:34.725	6 - 2:11.542	
2 - 2:14.744	7 - 2:08.847	
3 - 2:13.833	8 - 2:09.085	
4 - 2:13.536	9 - 2:08.767	
5 - 2:12.439	10 - 2:11.695	
43	Geoff WILLIAMS	Cooper T43
1 - 3:00.850	6 - 2:46.728	
2 - 2:45.010	7 - 2:47.884	
3 - 2:52.058	8 - 2:46.769	
4 - 2:46.894		
5 - 2:48.541		
48	Nigel BANCROFT	Chevron B17
1 - 2:03.418	6 - 1:54.805	11 - 1:56.082
2 - 1:55.238	7 - 1:54.294	
3 - 1:55.224	8 - 1:54.922	
4 - 1:55.704	9 - 1:54.560	
5 - 1:55.008	10 - 1:55.951	
55	Rachel ARNOLD	Merlyn Mk20
1 - 2:44.920	6 - 2:21.090	
2 - 2:27.230	7 - 2:23.603	
3 - 2:25.032	8 - 2:22.539	
4 - 2:21.910	9 - 2:18.912	
5 - 2:21.435		
60	Tim KARY	Brabham BT28
1 - 2:17.460	6 - 2:03.268	
2 - 2:05.050	7 - 2:02.782	
3 - 2:15.441	8 - 2:04.756	
4 - 2:05.761	9 - 2:02.581	
5 - 2:05.108	10 - 2:01.701	

Weather/Track: Bright/Dry

www.mstworld.com

Page 3 of 5

Oulton Park
Circuit Length = 2.6920 miles.
Start: 14:03 End: 14:24

Printed - 14:27 Sunday, 28 August 2011

HSCC Classic Racing Cars

RACE 4 - LAP ANALYSIS - Oulton Park 27/28/29 August 2011

(contd.)

61	Harvey SYKES	Merlyn Mk17
1 - 2:17.501	6 - 2:07.282	
2 - 2:06.568	7 - 2:06.859	
3 - 2:05.810	8 - 2:06.852	
4 - 2:07.515	9 - 2:07.887	
5 - 2:07.113	10 - 2:06.676	
68	Peter THOMPSON	Brabham BT21
1 - 2:13.604	6 - 2:00.789	11 - 2:01.988
2 - 2:03.706	7 - 2:00.788	
3 - 2:02.176	8 - 2:00.885	
4 - 2:02.919	9 - 2:00.041	
5 - 2:01.197	10 - 2:01.766	
71	Chris HOLLAND	Brabham BT21
1 - 2:10.185	6 - 2:01.225	11 - 2:02.472
2 - 2:03.772	7 - 2:00.432	
3 - 2:03.108	8 - 2:01.013	
4 - 2:02.403	9 - 2:00.136	
5 - 2:02.808	10 - 1:59.991	
74	Jon WAGGITT	Brabham BT18
1 - X:00.000	6 - 2:11.131P	
2 - 1:59.298		
3 - 1:57.981		
4 - 1:59.331		
5 - 1:58.074		
88	Michael SCOTT	Brabham BT30
1 - 2:08.073	6 - 1:55.948	11 - 1:56.296
2 - 1:55.998	7 - 1:55.482	
3 - 1:56.390	8 - 1:58.042	
4 - 1:57.840	9 - 1:53.691	
5 - 1:58.537	10 - 1:54.840	
91	John CROWELL	Lola T200
1 - 2:27.008	6 - 2:12.602	
2 - 2:12.326	7 - 2:13.242	
3 - 2:19.198	8 - 2:12.736	
4 - 2:10.645	9 - 2:08.593	
5 - 2:18.474	10 - 2:09.798	

Weather/Track: Bright/Dry

www.mstworld.com

Page 4 of 5

Oulton Park
Circuit Length = 2.6920 miles.
Start: 14:03 End: 14:24

Printed - 14:27 Sunday, 28 August 2011

HSCC Classic Racing Cars

RACE 4 - LAP ANALYSIS - Oulton Park 27/28/29 August 2011

(contd.)

92	Martin HAINES	Merlyn Mk20
1 - 2:22.833	6 - 2:10.512	
2 - 2:14.265	7 - 2:08.945	
3 - 2:10.202	8 - 2:08.641	
4 - 2:14.258	9 - 2:06.715	
5 - 2:11.858	10 - 2:07.036	
96	Keith MESSER	Vesey Ford
1 - 2:10.534	6 - 2:01.335	11 - 2:02.374
2 - 2:01.825	7 - 1:58.905	
3 - 2:00.371	8 - 1:58.650	
4 - 1:59.562	9 - 1:58.074	
5 - 2:00.064	10 - 2:00.807	

Weather/Track: Bright/Dry

www.mstworld.com

Page 5 of 5

Oulton Park
Circuit Length = 2.6920 miles.
Start: 14:03 End: 14:24

Printed - 14:27 Sunday, 28 August 2011

HSCC Classic Racing Cars

RACE 4 - LAP CHART - Oulton Park 27/28/29 August 2011

Lap 1			Lap 2			Lap 3			Lap 4			Lap 5		
No	Behind	Laptime	No	Behind	Laptime	No	Behind	Laptime	No	Behind	Laptime	No	Behind	Laptime
1		2:01.061	1		1:53.918	1		1:54.485	1		1:52.364	1		1:53.150
48	2.357	2:03.418	48	3.677	1:55.238	48	4.416	1:55.224	48	7.756	1:55.704	27	1 LAP	2:19.955
7	6.668	2:07.729	88	9.092	1:55.998	88	10.997	1:56.390	88	16.473	1:57.840	48	9.614	1:55.008
88	7.012	2:08.073	7	14.842	2:02.092	7	19.678	1:59.321	7	26.685	1:59.371	88	21.860	1:58.537
71	9.124	2:10.185	10	17.063	2:01.204	10	20.910	1:58.332	10	27.318	1:58.772	55	1 LAP	2:21.910
96	9.473	2:10.534	96	17.380	2:01.825	96	23.266	2:00.371	96	30.464	1:59.562	32	1 LAP	2:25.109
10	9.777	2:10.838	71	18.978	2:03.772	71	27.601	2:03.108	71	37.640	2:02.403	7	32.498	1:58.963
68	12.543	2:13.604	68	22.331	2:03.706	68	30.022	2:02.176	68	40.577	2:02.919	10	32.894	1:58.726
26	14.811	2:15.872	26	27.382	2:06.489	26	39.476	2:06.579	26	50.771	2:03.659	74	4 LAPS	10:09.361
60	16.399	2:17.460	60	27.531	2:05.050	61	40.415	2:05.810	6	54.111	2:04.766	96	37.378	2:00.064
61	16.440	2:17.501	61	29.090	2:06.568	6	41.709	2:04.768	61	55.566	2:07.515	71	47.298	2:02.808
6	19.700	2:20.761	6	31.426	2:05.644	60	48.487	2:15.441	43	1 LAP	2:52.058	68	48.624	2:01.197
92	21.772	2:22.833	25	38.249	2:10.096	25	50.416	2:06.652	60	1:01.884	2:05.761	26	1:02.049	2:04.428
25	22.071	2:23.132	14	41.082	2:12.828	29	52.178	2:04.677	29	1:04.983	2:05.169	6	1:02.292	2:01.331
14	22.172	2:23.233	29	41.986	2:13.182	14	54.371	2:07.774	25	1:06.697	2:08.645	61	1:09.529	2:07.113
29	22.722	2:23.783	92	42.119	2:14.265	92	57.836	2:10.202	14	1:07.436	2:05.429	60	1:13.842	2:05.108
91	25.947	2:27.008	91	44.355	2:12.326	24	1:01.536	2:10.707	24	1:16.743	2:07.571	29	1:16.501	2:04.668
19	26.460	2:27.521	24	45.314	2:10.375	8	1:08.600	2:14.769	92	1:19.730	2:14.258	25	1:18.584	2:05.037
24	28.857	2:29.918	8	48.316	2:10.300	91	1:09.068	2:19.198	91	1:27.349	2:10.645	14	1:19.080	2:04.794
8	31.934	2:32.995	19	49.082	2:16.540	19	1:11.206	2:16.609	41	1:35.010	2:13.536	24	1:31.136	2:07.543
27	33.500	2:34.561	41	54.490	2:14.744	41	1:13.838	2:13.833	19	1:35.161	2:16.319	92	1:38.438	2:11.858
41	33.664	2:34.725	27	1:02.499	2:22.917	27	1:30.420	2:22.406				43	1 LAP	2:46.894
32	40.540	2:41.601	32	1:13.728	2:27.106	32	1:45.600	2:26.357						
55	43.859	2:44.920	55	1:17.171	2:27.230	55	1:47.718	2:25.032						
43	59.789	3:00.850	43	1:50.881	2:45.010									

Weather/Track: Bright/Dry

www.mstworld.com

Page 1 of 3

Oulton Park
Circuit Length = 2.6920 miles.
Start: 14:03 End: 14:24

Printed - 14:28 Sunday, 28 August 2011

HSCC Classic Racing Cars

RACE 4 - LAP CHART - Oulton Park 27/28/29 August 2011

(contd.)

Lap 6			Lap 7			Lap 8			Lap 9			Lap 10		
No	Behind	Laptime	No	Behind	Laptime	No	Behind	Laptime	No	Behind	Laptime	No	Behind	Laptime
1		1:52.550	1		1:52.523	1		1:50.513	1		1:53.721	1		1:55.318
91	1 LAP	2:18.474	92	1 LAP	2:10.512	24	1 LAP	2:08.705	55	2 LAPS	2:23.603	26	1 LAP	2:05.093
41	1 LAP	2:12.439	48	13.640	1:54.294	48	18.049	1:54.922	61	1 LAP	2:06.852	29	1 LAP	2:00.980
19	1 LAP	2:12.717	91	1 LAP	2:12.602	92	1 LAP	2:08.945	25	1 LAP	2:04.920	60	1 LAP	2:02.581
48	11.869	1:54.805	41	1 LAP	2:11.542	88	35.746	1:58.042	32	2 LAPS	2:23.694	61	1 LAP	2:07.887
88	25.258	1:55.948	19	1 LAP	2:11.643	41	1 LAP	2:08.847	14	1 LAP	2:05.964	25	1 LAP	2:07.876
27	1 LAP	2:19.214	88	28.217	1:55.482	19	1 LAP	2:11.996	48	18.888	1:54.560	48	19.521	1:55.951
10	38.868	1:58.524	7	45.374	1:58.840	91	1 LAP	2:13.242	24	1 LAP	2:09.460	14	1 LAP	2:09.541
7	39.057	1:59.109	10	45.497	1:59.152	7	53.739	1:58.878	88	35.716	1:53.691	55	2 LAPS	2:22.539
74	4 LAPS	1:59.298	74	4 LAPS	1:57.981	10	55.081	2:00.097	92	1 LAP	2:08.641	32	2 LAPS	2:21.237
96	46.163	2:01.335	96	52.545	1:58.905	74	4 LAPS	1:59.331	41	1 LAP	2:09.085	88	35.238	1:54.840
55	1 LAP	2:21.435	43	2 LAPS	2:48.541	96	1:00.682	1:58.650	7	58.477	1:58.459	24	1 LAP	2:09.586
32	1 LAP	2:22.685	27	1 LAP	2:18.912	71	1:14.382	2:01.013	74	4 LAPS	1:58.074	43	3 LAPS	2:47.884
71	55.973	2:01.225	71	1:03.882	2:00.432	68	1:15.500	2:00.885	91	1 LAP	2:12.736	92	1 LAP	2:06.715
68	56.863	2:00.789	68	1:05.128	2:00.788	27	1 LAP	2:18.554	19	1 LAP	2:13.568	7	1:00.950	1:57.791
6	1:10.609	2:00.867	6	1:20.086	2:02.000	6	1:31.092	2:01.519	10	1:04.129	2:02.769	41	1 LAP	2:08.767
26	1:13.974	2:04.475	55	1 LAP	2:21.090	26	1:44.440	2:07.873	96	1:05.035	1:58.074	10	1:09.444	2:00.633
61	1:24.261	2:07.282	32	1 LAP	2:21.167	29	1:48.679	2:03.628	71	1:20.797	2:00.136	96	1:10.524	2:00.807
60	1:24.560	2:03.268	26	1:27.080	2:05.629	60	1:49.062	2:04.756	68	1:21.820	2:00.041	74	4 LAPS	2:11.131P
29	1:25.456	2:01.505	60	1:34.819	2:02.782	43	2 LAPS	2:46.728	6	1:40.020	2:02.649	91	1 LAP	2:08.593
25	1:29.755	2:03.721	29	1:35.564	2:02.631				27	1 LAP	2:17.402	19	1 LAP	2:13.573
14	1:31.590	2:05.060	61	1:38.597	2:06.859							71	1:25.470	1:59.991
24	1:47.540	2:08.954	25	1:41.236	2:04.004							68	1:28.268	2:01.766
			14	1:44.011	2:04.944							6	1:47.862	2:03.160

Weather/Track: Bright/Dry

www.mstworld.com

Page 2 of 3

Oulton Park
Circuit Length = 2.6920 miles.
Start: 14:03 End: 14:24

Printed - 14:28 Sunday, 28 August 2011

HSCC Classic Racing Cars

RACE 4 - LAP CHART - Oulton Park 27/28/29 August 2011

(contd.)

Lap 11			Lap 12			Lap 13			Lap 14			Lap 15		
No	Behind	Laptime	No	Behind	Laptime	No	Behind	Laptime	No	Behind	Laptime	No	Behind	Laptime
1		1:53.247												
29	1 LAP	1:59.608												
60	1 LAP	2:01.701												
26	1 LAP	2:05.447												
27	2 LAPS	2:17.772												
48	22.356	1:56.082												
25	1 LAP	2:04.758												
61	1 LAP	2:06.676												
14	1 LAP	2:05.236												
88	38.287	1:56.296												
55	2 LAPS	2:18.912												
32	2 LAPS	2:18.339												
24	1 LAP	2:07.209												
92	1 LAP	2:07.036												
7	1:06.085	1:58.382												
10	1:19.630	2:03.433												
96	1:19.651	2:02.374												
41	1 LAP	2:11.695												
91	1 LAP	2:09.798												
71	1:34.695	2:02.472												
68	1:37.009	2:01.988												
19	1 LAP	2:12.352												
43	3 LAPS	2:46.769												
6	1:56.228	2:01.613												

Weather/Track: Bright/Dry

www.mstworld.com

Page 3 of 3

Oulton Park
Circuit Length = 2.6920 miles.
Start: 14:03 End: 14:24

Printed - 14:28 Sunday, 28 August 2011

E-type Challenge

RACE 5 - QUALIFYING - Oulton Park 27/28/29 August 2011

POS	NO	CL	DRIVER	CAR	TIME	LAPS	GAP	MPH
1	33	A	Minshaw	Jaguar E-type	2:19.454	8		69.49
2	24	A	Stretton	Jaguar E-type	2:19.908	8	0.454	69.26
3	56	A	Newman	Jaguar E-type	2:20.572	8	1.118	68.94
4	40	A	Smith	Jaguar E-type	2:22.358	8	2.904	68.07
5	38	A	Skipworth/Dodd	Jaguar E-type	2:22.762	10	3.308	67.88
6	80	A	Watson/O'Connell	Jaguar E-type	2:23.438	9	3.984	67.56
7	46	A	Welch	Jaguar E-type	2:23.674	11	4.220	67.45
8	25	B	Burton	Jaguar E-type	2:25.233	8	5.779	66.72
9	47	A	Scragg/Bussell	Jaguar E-type	2:27.749	7	8.295	65.59
10	72	A	Boot	Jaguar E-type	2:28.112	8	8.658	65.43
11	81	A	Hughes	Jaguar E-type	2:28.402	8	8.948	65.30
12	70	A	Ely	Jaguar E-type	2:29.776	7	10.322	64.70
13	9	B	Cope	Jaguar E-type	2:30.202	8	10.748	64.52
14	15	A	Castaldini	Jaguar E-type	2:31.122	6	11.668	64.12
15	55	A	Melling/Minshaw	Jaguar E-type	2:31.831	9	12.377	63.82
16	12	A	Bull	Jaguar E-type	2:32.361	7	12.907	63.60
17	49	A	Warburton	Jaguar E-type	2:32.684	8	13.230	63.47
18	63	A	Wilkinson/Coyne	Jaguar E-type	2:32.995	9	13.541	63.34
19	17	A	Gate	Jaguar E-type	2:34.347	9	14.893	62.78
20	34	B	Minshaw	Jaguar E-type	2:35.154	6	15.700	62.46
21	5	B	Dyson	Jaguar E-type	2:36.123	8	16.669	62.07
22	41	B	Quinn/Groom	Jaguar E-type	2:36.579	9	17.125	61.89
23	27	A	Ziegler/Shuckburgh	Jaguar E-type	2:37.460	8	18.006	61.54
24	20	B	O'Shea/Hall	Jaguar E-type	2:38.511	9	19.057	61.13
25	190	A	Newman	Jaguar E-type	2:39.111	6	19.657	60.90
26	32	A	Adams/Jardine	Jaguar E-type	2:39.714	9	20.260	60.67
27	36	A	Russell	Jaguar E-type	2:40.887	6	21.433	60.23
28	73	A	Sugden/Rutt	Jaguar E-type	2:42.281	8	22.827	59.71
29	62	A	Harris	Jaguar E-type	2:42.670	7	23.216	59.57
30	31	A	Nolte	Jaguar E-type	2:54.924	5	35.470	55.40
31	71	B	Jonsson	Jaguar E-type	3:00.883	6	41.429	53.57

Car 46 requires transponder, Regulation Q12.2.1 refers. Car 38 transponder low battery.

Weather/Track: Rain/Wet. Car 55 time disregarded when chicane cut.

These results are provisional until the conclusion of any judicial and technical matters.

Oulton Park

Circuit Length = 2.6920 miles.

Start: 14:28 End: 14:53

Clerk of the Course:	Timekeeper:
----------------------	-------------

E-type Challenge

RACE 5 - QUALIFYING LAP ANALYSIS - Oulton Park 27/28/29 August 2011

5	Dyson	Jaguar E-type
1 - X:00.000	6 - 2:40.510	
2 - 2:43.630	7 - 2:48.071	
3 - 2:39.148	8 - 3:04.767P	
4 - 2:36.123		
5 - 2:36.630		
9	Cope	Jaguar E-type
1 - X:00.000	6 - 2:30.651	
2 - 2:37.545	7 - 2:33.016	
3 - 2:34.868	8 - 3:01.934P	
4 - 2:30.202		
5 - 2:31.103		
12	Bull	Jaguar E-type
1 - X:00.000	6 - 2:32.608	
2 - 2:37.374	7 - 2:53.094P	
3 - 2:34.307		
4 - 2:34.140		
5 - 2:32.361		
15	Castaldini	Jaguar E-type
1 - X:00.000	6 - 3:33.767P	
2 - 2:53.079		
3 - 2:33.204		
4 - 2:34.697		
5 - 2:31.122		
17	Gate	Jaguar E-type
1 - X:00.000	6 - 2:34.347	
2 - 2:43.809	7 - 2:42.055	
3 - 2:48.173	8 - 2:53.791	
4 - 2:39.010	9 - 2:47.497	
5 - 2:38.316		
20	O'Shea/Hall	Jaguar E-type
1 - X:00.000	6 - 2:38.511	
2 - 2:39.356	7 - 2:46.669	
3 - 2:41.665	8 - 2:40.776	
4 - 2:52.388P	9 - 2:39.826	
5 - 4:40.266		

Car 46 requires transponder, Regulation Q12.2.1 refers. Car 38 transponder low battery.
Weather/Track: Rain/Wet. Car 55 time disregarded when chicane cut.

Oulton Park
Circuit Length = 2.6920 miles.
Start: 14:28 End: 14:53

E-type Challenge

RACE 5 - QUALIFYING LAP ANALYSIS - Oulton Park 27/28/29 August 2011

(contd.)

24	Stretton	Jaguar E-type
1 - X:00.000	6 - 2:20.629	
2 - 2:23.384	7 - 2:19.908	
3 - 2:23.814	8 - 2:40.167P	
4 - 2:24.086		
5 - 2:25.735		
25	Burton	Jaguar E-type
1 - X:00.000	6 - 2:25.468	
2 - 2:34.172	7 - 2:30.092	
3 - 2:30.127	8 - 2:59.307P	
4 - 2:31.642		
5 - 2:25.233		
27	Ziegler/Shuckburgh	Jaguar E-type
1 - X:00.000	6 - 4:09.896	
2 - 2:40.543	7 - 2:46.504	
3 - 2:45.822	8 - 3:10.952P	
4 - 2:37.460		
5 - 2:50.528P		
31	Nolte	Jaguar E-type
1 - X:00.000		
2 - 3:03.038		
3 - 2:56.686		
4 - 2:54.924		
5 - 3:09.426P		
32	Adams/Jardine	Jaguar E-type
1 - X:00.000	6 - 2:41.669	
2 - 2:48.142	7 - 2:47.770	
3 - 2:47.858	8 - 2:41.942	
4 - 2:52.665P	9 - 2:39.714	
5 - 3:52.924		
33	Minshaw	Jaguar E-type
1 - X:00.000	6 - 2:19.454	
2 - 2:22.913	7 - 2:22.371	
3 - 2:23.450	8 - 2:43.900P	
4 - 2:21.984		
5 - 2:21.002		

Car 46 requires transponder, Regulation Q12.2.1 refers. Car 38 transponder low battery.
Weather/Track: Rain/Wet. Car 55 time disregarded when chicane cut.

Oulton Park
Circuit Length = 2.6920 miles.
Start: 14:28 End: 14:53

E-type Challenge

RACE 5 - QUALIFYING LAP ANALYSIS - Oulton Park 27/28/29 August 2011

(contd.)

34	Minshaw	Jaguar E-type
1 - X:00.000	6 - 2:51.123P	
2 - 2:41.667		
3 - 2:37.686		
4 - 2:39.325		
5 - 2:35.154		
36	Russell	Jaguar E-type
1 - X:00.000	6 - 2:51.240P	
2 - 2:41.976		
3 - 2:40.887		
4 - 2:49.762P		
5 - 4:35.557		
38	Skipworth/Dodd	Jaguar E-type
1 - X:00.000	6 - 2:22.762	
2 - 2:42.254	7 - 2:29.644	
3 - 2:46.202	8 - 2:32.762	
4 - 2:55.813P	9 - 2:34.415	
5 - 3:34.115	10 - 2:32.447	
40	Smith	Jaguar E-type
1 - X:00.000	6 - 2:26.918	
2 - 2:22.358	7 - 2:22.830	
3 - 2:35.546	8 - 2:42.529P	
4 - 2:26.486		
5 - 2:25.907		
41	Quinn/Groom	Jaguar E-type
1 - X:00.000	6 - 2:36.579	
2 - 2:46.018	7 - 3:00.779P	
3 - 2:47.426	8 - 4:35.857	
4 - 2:48.796	9 - 2:47.457	
5 - 2:40.074		
46	Welch	Jaguar E-type
1 - X:00.000	6 - 2:23.674	11 - 2:35.316
2 - 2:26.010	7 - 2:25.955	
3 - 2:28.887	8 - 2:35.673	
4 - 2:26.923	9 - 2:36.770	
5 - 2:24.737	10 - 2:36.893	

Car 46 requires transponder, Regulation Q12.2.1 refers. Car 38 transponder low battery.
Weather/Track: Rain/Wet. Car 55 time disregarded when chicane cut.

Oulton Park
Circuit Length = 2.6920 miles.
Start: 14:28 End: 14:53

E-type Challenge

RACE 5 - QUALIFYING LAP ANALYSIS - Oulton Park 27/28/29 August 2011

(contd.)

47	Scragg/Bussell	Jaguar E-type
1 - X:00.000	6 - 2:27.749	
2 - 2:30.532	7 - 2:38.478P	
3 - 2:33.442		
4 - 2:31.827		
5 - 2:33.531		
49	Warburton	Jaguar E-type
1 - X:00.000	6 - 2:34.131	
2 - 2:37.805	7 - 2:35.407	
3 - 2:38.733	8 - 3:09.893P	
4 - 2:40.362		
5 - 2:32.684		
55	Melling/Minshaw	Jaguar E-type
1 - X:00.000	6 - 2:23.459D	
2 - 2:43.883	7 - 2:31.831	
3 - 2:43.292	8 - 2:35.708	
4 - 2:58.270P	9 - 2:44.776P	
5 - 3:26.385		
56	Newman	Jaguar E-type
1 - X:00.000	6 - 2:24.320	
2 - 2:28.161	7 - 2:20.572	
3 - 2:24.930	8 - 3:06.025P	
4 - 2:24.473		
5 - 2:24.740		
62	Harris	Jaguar E-type
1 - X:00.000	6 - 2:49.712	
2 - 3:01.396	7 - 3:20.030P	
3 - 2:54.619		
4 - 2:45.491		
5 - 2:42.670		
63	Wilkinson/Coyne	Jaguar E-type
1 - X:00.000	6 - 4:15.530	
2 - 2:43.130	7 - 2:32.995	
3 - 2:42.565	8 - 2:34.410	
4 - 2:43.637	9 - 2:34.618	
5 - 2:51.597P		

Car 46 requires transponder, Regulation Q12.2.1 refers. Car 38 transponder low battery.
Weather/Track: Rain/Wet. Car 55 time disregarded when chicane cut.

Oulton Park
Circuit Length = 2.6920 miles.
Start: 14:28 End: 14:53

E-type Challenge

RACE 5 - QUALIFYING LAP ANALYSIS - Oulton Park 27/28/29 August 2011

(contd.)

70	Ely	Jaguar E-type
1 - X:00.000	6 - 2:41.100P	
2 - 2:40.906	7 - 6:07.255P	
3 - 2:31.926		
4 - 2:32.464		
5 - 2:29.776		
71	Jonsson	Jaguar E-type
1 - X:00.000	6 - 3:26.769P	
2 - 3:14.959		
3 - 3:03.745		
4 - 3:00.883		
5 - 3:00.978		
72	Boot	Jaguar E-type
1 - X:00.000	6 - 2:28.112	
2 - 2:35.872	7 - 2:31.043	
3 - 2:31.277	8 - 2:56.554P	
4 - 2:30.854		
5 - 2:29.229		
73	Sugden/Rutt	Jaguar E-type
1 - X:00.000	6 - 4:15.537	
2 - 2:48.317	7 - 2:49.597	
3 - 2:42.429	8 - 2:51.590	
4 - 2:42.281		
5 - 2:49.591P		
80	Watson/O'Connell	Jaguar E-type
1 - X:00.000	6 - 2:23.438	
2 - 2:38.952	7 - 2:42.797P	
3 - 2:34.664	8 - 4:08.887	
4 - 2:39.096P	9 - 2:29.381	
5 - 3:26.858		
81	Hughes	Jaguar E-type
1 - X:00.000	6 - 2:28.402	
2 - 2:34.072	7 - 2:31.746	
3 - 2:33.159	8 - 2:49.517P	
4 - 2:30.541		
5 - 2:28.725		

Car 46 requires transponder, Regulation Q12.2.1 refers. Car 38 transponder low battery.
Weather/Track: Rain/Wet. Car 55 time disregarded when chicane cut.

Oulton Park
Circuit Length = 2.6920 miles.
Start: 14:28 End: 14:53

E-type Challenge

RACE 5 - QUALIFYING LAP ANALYSIS - Oulton Park 27/28/29 August 2011

(contd.)

190	Newman	Jaguar E-type
1 - X:00.000	6 - 3:01.982P	
2 - 2:51.187		
3 - 2:42.675		
4 - 2:43.556		
5 - 2:39.111		


Car 46 requires transponder, Regulation Q12.2.1 refers. Car 38 transponder low battery.
Weather/Track: Rain/Wet. Car 55 time disregarded when chicane cut.

Oulton Park
Circuit Length = 2.6920 miles.
Start: 14:28 End: 14:53

E-type Challenge

RACE 5 - GRID - Oulton Park 27/28/29 August 2011

ROW 16	71	JONSSON		
ROW 15	62	HARRIS	31	NOLTE
ROW 14	36	RUSSELL	73	RUTT
ROW 13	190	NEWMAN	32	JARDINE
ROW 12	27	ZIEGLER	20	O'SHEA
ROW 11	5	DYSON	41	QUINN
ROW 10	17	GATE	34	MINSHAW
ROW 9	49	WARBURTON	63	WILKINSON
ROW 8	55	MINSHAW	12	BULL
ROW 7	9	COPE	15	CASTALDINI
ROW 6	81	HUGHES	70	ELY
ROW 5	47	SCRAGG	72	BOOT
ROW 4	46	WELCH	25	BURTON
ROW 3	38	DODD	80	O'CONNELL
ROW 2	56	NEWMAN	40	SMITH
ROW 1	33	MINSHAW	24	STRETTON
POLE				



Oulton Park
Circuit Length = 2.6920 miles.

These results are provisional until the conclusion of any judicial and technical matters.

Clerk of the Course:		Timekeeper:
----------------------	--	-------------

E-type Challenge

RACE 5 - AMENDED CLASSIFICATION - Oulton Park 27/28/29 August 2011

POS	NO	CL	DRIVER	NAT	CAR	TIME	LAPS	GAP	MPH	BEST
1	55	A	Jason MINSHAW		Jaguar E-type	30:45.791	14		73.50	2:02.898
2	24	A	Martin STRETTON		Jaguar E-type	30:45.937	14	0.146	73.50	2:02.593
3	38	A	Graeme DODD		Jaguar E-type	30:47.260	14	1.469	73.44	2:02.925
4	56	A	Mike NEWMAN		Jaguar E-type	31:02.345	14	16.554	72.85	2:02.994
5	46	A	Jeremy WELCH		Jaguar E-type	31:32.790	14	46.999	71.68	2:06.553
6	40	A	Andrew SMITH		Jaguar E-type	31:50.871	14	1:05.080	71.00	2:04.411
7	81	B	Jonathon HUGHES		Jaguar E-type	32:17.509	14	1:31.718	70.02	2:10.198
8	63	A	Michael WILKINSON		Jaguar E-type	32:18.318	14	1:32.527	69.99	2:06.406
9	80	A	Sandy WATSON		Jaguar E-type	32:18.843	14	1:33.052	69.97	2:06.430
10	25	B	John BURTON		Jaguar E-type	32:24.939	14	1:39.148	69.75	2:11.611
11	72	A	Jamie BOOT		Jaguar E-type	32:37.068	14	1:51.277	69.32	2:10.667
12	47	A	Christopher SCRAGG		Jaguar E-type	30:48.313	13	1 LAP	68.16	2:08.143
13	12	A	Grahame BULL		Jaguar E-type	30:49.503	13	1 LAP	68.11	2:12.858
14	9	B	Roger COPE		Jaguar E-type	30:54.230	13	1 LAP	67.94	2:14.493
15	49	A	Ross WARBURTON		Jaguar E-type	30:59.661	13	1 LAP	67.74	2:12.932
16	70	A	Les ELY		Jaguar E-type	31:21.537	13	1 LAP	66.95	2:12.228
17	15	A	Paul CASTALDINI		Jaguar E-type	31:37.681	13	1 LAP	66.38	2:16.816
18	36	A	Mark RUSSELL		Jaguar E-type	31:46.425	13	1 LAP	66.08	2:15.523
19	32	A	Tony JARDINE		Jaguar E-type	31:47.092	13	1 LAP	66.06	2:12.774
20	73	A	Peter RUTT		Jaguar E-type	31:48.078	13	1 LAP	66.02	2:16.881
21	5	A	Alistair DYSON		Jaguar E-type	31:49.056	13	1 LAP	65.99	2:16.744
22	20	B	Michael O'SHEA		Jaguar E-type	31:57.434	13	1 LAP	65.70	2:16.178
23	27	A	Stefan ZIEGLER		Jaguar E-type	31:58.760	13	1 LAP	65.66	2:15.189
24	190	A	Matthew NEWMAN		Jaguar E-type	32:55.133	13	1 LAP	63.78	2:16.456
25	34	B	Alan MINSHAW		Jaguar E-type	30:53.172	12	2 LAPS	62.75	2:13.633
26	62	A	Tom HARRIS		Jaguar E-type	31:11.753	12	2 LAPS	62.13	2:23.414
27	71	B	Per JONSSON		Jaguar E-type	33:01.907	12	2 LAPS	58.67	2:33.685
NOT CLASSIFIED										
17	A	Robert GATE		Jaguar E-type	20:48.819	7	D.N.F.	54.32	2:25.671	
31	A	Georg NOLTE		Jaguar E-type	8:40.946	3	D.N.F.	55.80	2:41.295	
33	A	Jon MINSHAW		Jaguar E-type		0	D.N.F.	N/A		
FASTEST LAP										
24	A	Martin STRETTON		Jaguar E-type	2:02.593	13	79.05mph	127.22kph		
81	B	Jonathon HUGHES		Jaguar E-type	2:10.198	11	74.43mph	119.79kph		

Cars 81, 20 changed to Class B.

Weather/Track: Showers/Damp

These results are provisional until the conclusion of any judicial and technical matters.

Oulton Park

Circuit Length = 2.6920 miles.

Start: 14:39 End: 15:10

Clerk of the Course:

Timekeeper:

E-type Challenge

RACE 5 - LAP ANALYSIS - Oulton Park 27/28/29 August 2011

5	Alistair DYSON	Jaguar E-type
1 - 2:29.590	6 - 2:29.092	11 - 2:19.394
2 - 2:28.649	7 - 2:27.038	12 - 2:16.849
3 - 2:42.253	8 - 2:26.750	13 - 2:16.744
4 - 2:37.926	9 - 2:22.967	
5 - 2:32.997	10 - 2:18.807	
9	Roger COPE	Jaguar E-type
1 - 2:25.648	6 - 2:24.059	11 - 2:18.210
2 - 2:19.514	7 - 2:24.561	12 - 2:14.493
3 - 2:31.809	8 - 2:19.616	13 - 2:17.714
4 - 2:30.440	9 - 2:19.135	
5 - 2:28.587	10 - 2:20.444	
12	Grahame BULL	Jaguar E-type
1 - 2:21.315	6 - 2:29.323	11 - 2:14.440
2 - 2:19.469	7 - 2:25.275	12 - 2:12.858
3 - 2:33.105	8 - 2:21.096	13 - 2:13.866
4 - 2:32.156	9 - 2:20.459	
5 - 2:30.051	10 - 2:16.090	
15	Paul CASTALDINI	Jaguar E-type
1 - 2:24.836	6 - 2:30.760	11 - 2:22.816
2 - 2:21.213	7 - 2:24.650	12 - 2:18.082
3 - 2:38.756	8 - 2:24.490	13 - 2:16.816
4 - 2:38.157	9 - 2:22.097	
5 - 2:31.758	10 - 2:23.250	
17	Robert GATE	Jaguar E-type
1 - 2:28.203	6 - 2:29.403	
2 - 2:25.671	7 - 5:42.395P	
3 - 2:35.727		
4 - 2:34.348		
5 - 2:33.072		
20	Michael O'SHEA	Jaguar E-type
1 - 2:35.216	6 - 2:31.284	11 - 2:17.109
2 - 2:28.657	7 - 2:30.066	12 - 2:16.652
3 - 2:45.164	8 - 2:28.262	13 - 2:16.178
4 - 2:31.678	9 - 2:21.054	
5 - 2:33.677	10 - 2:22.437	

Weather/Track: Showers/Damp

www.mstworld.com

Page 1 of 5

Oulton Park
Circuit Length = 2.6920 miles.
Start: 14:39 End: 15:10
Printed - 15:15 Sunday, 28 August 2011

E-type Challenge

RACE 5 - LAP ANALYSIS - Oulton Park 27/28/29 August 2011

(contd.)

24	Martin STRETTON	Jaguar E-type
1 - 2:06.695	6 - 2:17.209	11 - 2:06.645
2 - 2:08.752	7 - 2:14.575	12 - 2:04.309
3 - 2:24.619	8 - 2:10.800	13 - 2:02.593
4 - 2:23.007	9 - 2:11.057	14 - 2:03.597
5 - 2:20.811	10 - 2:11.268	
25	John BURTON	Jaguar E-type
1 - 2:20.183	6 - 2:22.538	11 - 2:11.998
2 - 2:18.266	7 - 2:19.521	12 - 2:11.611
3 - 2:31.424	8 - 2:16.447	13 - 2:15.351
4 - 2:29.653	9 - 2:15.635	14 - 2:14.225
5 - 2:24.315	10 - 2:13.772	
27	Stefan ZIEGLER	Jaguar E-type
1 - 2:34.603	6 - 2:31.771	11 - 2:17.779
2 - 2:26.416	7 - 2:30.450	12 - 2:17.407
3 - 2:41.330	8 - 2:29.345	13 - 2:15.189
4 - 2:36.779	9 - 2:22.435	
5 - 2:33.866	10 - 2:21.390	
31	Georg NOLTE	Jaguar E-type
1 - 2:41.295		
2 - 2:43.399		
3 - 3:16.252P		
32	Tony JARDINE	Jaguar E-type
1 - 2:26.186	6 - 2:32.560	11 - 2:15.752
2 - 2:31.525	7 - 2:27.885	12 - 2:12.774
3 - 2:37.911	8 - 2:27.058	13 - 2:14.278
4 - 2:36.235	9 - 2:18.583	
5 - 2:34.372	10 - 2:31.973	
33	Jon MINSHAW	Jaguar E-type

Weather/Track: Showers/Damp

www.mstworld.com

Page 2 of 5

Oulton Park
Circuit Length = 2.6920 miles.
Start: 14:39 End: 15:10
Printed - 15:15 Sunday, 28 August 2011

E-type Challenge

RACE 5 - LAP ANALYSIS - Oulton Park 27/28/29 August 2011

(contd.)

34	Alan MINSHAW	Jaguar E-type
1 - 2:22.640	6 - 2:31.646	11 - 2:13.633
2 - 2:21.996	7 - 3:10.257P	12 - 2:15.817
3 - 2:39.558	8 - 3:26.266	
4 - 2:37.483	9 - 2:21.029	
5 - 2:32.536	10 - 2:20.311	
36	Mark RUSSELL	Jaguar E-type
1 - 2:31.602	6 - 2:30.152	11 - 2:18.234
2 - 2:26.342	7 - 2:29.534	12 - 2:17.479
3 - 2:39.720	8 - 2:27.647	13 - 2:15.523
4 - 2:35.038	9 - 2:21.453	
5 - 2:33.367	10 - 2:20.334	
38	Graeme DODD	Jaguar E-type
1 - 2:06.948	6 - 2:17.120	11 - 2:07.696
2 - 2:07.732	7 - 2:14.899	12 - 2:04.101
3 - 2:24.434	8 - 2:12.527	13 - 2:02.925
4 - 2:22.963	9 - 2:10.033	14 - 2:05.098
5 - 2:21.408	10 - 2:09.376	
40	Andrew SMITH	Jaguar E-type
1 - 2:16.558	6 - 2:21.830	11 - 2:08.325
2 - 2:16.892	7 - 2:18.624	12 - 2:05.643
3 - 2:32.061	8 - 2:16.611	13 - 2:04.411
4 - 2:27.653	9 - 2:17.602	14 - 2:09.007
5 - 2:23.482	10 - 2:12.172	
46	Jeremy WELCH	Jaguar E-type
1 - 2:18.237	6 - 2:20.265	11 - 2:09.090
2 - 2:11.532	7 - 2:16.643	12 - 2:07.856
3 - 2:26.772	8 - 2:14.459	13 - 2:06.553
4 - 2:26.511	9 - 2:13.192	14 - 2:06.859
5 - 2:23.927	10 - 2:10.894	
47	Christopher SCRAGG	Jaguar E-type
1 - 2:14.706	6 - 2:26.670	11 - 2:12.908
2 - 2:38.232	7 - 2:18.262	12 - 2:08.143
3 - 2:31.913	8 - 2:16.845	13 - 2:22.516
4 - 2:44.379	9 - 2:15.135	
5 - 2:26.282	10 - 2:12.322	

Weather/Track: Showers/Damp

www.mstworld.com

Page 3 of 5

Oulton Park
Circuit Length = 2.6920 miles.
Start: 14:39 End: 15:10

Printed - 15:15 Sunday, 28 August 2011

E-type Challenge

RACE 5 - LAP ANALYSIS - Oulton Park 27/28/29 August 2011

(contd.)

49	Ross WARBURTON	Jaguar E-type
1 - 2:27.708	6 - 2:29.248	11 - 2:12.932
2 - 2:23.934	7 - 2:21.350	12 - 2:15.676
3 - 2:35.475	8 - 2:20.657	13 - 2:13.893
4 - 2:36.425	9 - 2:16.803	
5 - 2:31.809	10 - 2:13.751	
55	Jason MINSHAW	Jaguar E-type
1 - 2:11.293	6 - 2:16.421	11 - 2:06.588
2 - 2:09.203	7 - 2:14.800	12 - 2:04.209
3 - 2:24.057	8 - 2:11.319	13 - 2:02.898
4 - 2:22.054	9 - 2:09.336	14 - 2:04.048
5 - 2:20.607	10 - 2:08.958	
56	Mike NEWMAN	Jaguar E-type
1 - 2:12.426	6 - 2:20.134	11 - 2:07.725
2 - 2:10.309	7 - 2:14.919	12 - 2:05.238
3 - 2:27.391	8 - 2:12.026	13 - 2:02.994
4 - 2:25.086	9 - 2:09.731	14 - 2:03.409
5 - 2:22.560	10 - 2:08.397	
62	Tom HARRIS	Jaguar E-type
1 - 2:34.537	6 - 2:39.336	11 - 2:23.414
2 - 2:27.961	7 - 2:34.536	12 - 2:26.430
3 - 2:56.394	8 - 2:37.525	
4 - 2:47.678	9 - 2:33.074	
5 - 2:43.028	10 - 2:27.840	
63	Michael WILKINSON	Jaguar E-type
1 - 2:23.959	6 - 2:24.190	11 - 2:10.340
2 - 2:18.045	7 - 2:21.573	12 - 2:09.141
3 - 2:32.190	8 - 2:18.374	13 - 2:06.634
4 - 2:29.226	9 - 2:17.763	14 - 2:06.406
5 - 2:26.954	10 - 2:13.523	
70	Les ELY	Jaguar E-type
1 - 2:20.714	6 - 2:22.931	11 - 2:12.228
2 - 2:18.734	7 - 2:19.306	12 - 2:36.338
3 - 2:31.379	8 - 3:01.396	13 - 2:13.830
4 - 2:29.330	9 - 2:16.925	
5 - 2:26.134	10 - 2:12.292	

Weather/Track: Showers/Damp

www.mstworld.com

Page 4 of 5

Oulton Park
Circuit Length = 2.6920 miles.
Start: 14:39 End: 15:10

Printed - 15:15 Sunday, 28 August 2011

E-type Challenge

RACE 5 - LAP ANALYSIS - Oulton Park 27/28/29 August 2011

(contd.)

71	Per JONSSON	Jaguar E-type
1 - 2:44.473	6 - 2:47.635	11 - 2:34.086
2 - 2:50.465	7 - 2:46.597	12 - 2:33.685
3 - 2:59.924	8 - 2:42.095	
4 - 2:53.654	9 - 2:42.278	
5 - 2:51.600	10 - 2:35.415	
72	Jamie BOOT	Jaguar E-type
1 - 2:21.660	6 - 2:27.076	11 - 2:11.066
2 - 2:19.623	7 - 2:21.287	12 - 2:10.667
3 - 2:33.358	8 - 2:19.439	13 - 2:12.393
4 - 2:31.987	9 - 2:14.402	14 - 2:12.162
5 - 2:30.026	10 - 2:11.922	
73	Peter RUTT	Jaguar E-type
1 - 2:30.039	6 - 2:31.322	11 - 2:17.210
2 - 2:30.164	7 - 2:27.643	12 - 2:17.157
3 - 2:40.945	8 - 2:24.503	13 - 2:16.881
4 - 2:38.468	9 - 2:20.942	
5 - 2:34.043	10 - 2:18.761	
80	Sandy WATSON	Jaguar E-type
1 - 2:15.918	6 - 2:25.493	11 - 2:09.644
2 - 2:15.315	7 - 2:22.622	12 - 2:09.362
3 - 2:41.163	8 - 2:19.150	13 - 2:06.609
4 - 2:31.805	9 - 2:15.374	14 - 2:06.430
5 - 2:28.035	10 - 2:11.923	
81	Jonathon HUGHES	Jaguar E-type
1 - 2:19.804	6 - 2:22.749	11 - 2:10.198
2 - 2:18.144	7 - 2:18.854	12 - 2:10.546
3 - 2:31.407	8 - 2:15.580	13 - 2:10.659
4 - 2:29.844	9 - 2:15.454	14 - 2:15.125
5 - 2:26.386	10 - 2:12.759	
190	Matthew NEWMAN	Jaguar E-type
1 - 2:37.521	6 - 2:39.984	11 - 2:18.914
2 - 2:33.700	7 - 2:33.006	12 - 2:16.456
3 - 2:51.032	8 - 2:29.027	13 - 2:18.730
4 - 2:45.605	9 - 2:26.234	
5 - 2:42.919	10 - 2:22.005	

Weather/Track: Showers/Damp

www.mstworld.com

Page 5 of 5

Oulton Park
Circuit Length = 2.6920 miles.
Start: 14:39 End: 15:10

Printed - 15:15 Sunday, 28 August 2011

E-type Challenge

RACE 5 - LAP CHART - Oulton Park 27/28/29 August 2011

Lap 1			Lap 2			Lap 3			Lap 4			Lap 5		
No	Behind	Laptime	No	Behind	Laptime	No	Behind	Laptime	No	Behind	Laptime	No	Behind	Laptime
24		2:06.695	38		2:07.732	38		2:24.434	38		2:22.963	38		2:21.408
38	0.253	2:06.948	24	0.767	2:08.752	24	0.952	2:24.619	24	0.996	2:23.007	24	0.399	2:20.811
55	4.598	2:11.293	55	5.816	2:09.203	55	5.439	2:24.057	55	4.530	2:22.054	55	3.729	2:20.607
56	5.731	2:12.426	56	8.055	2:10.309	56	11.012	2:27.391	56	13.135	2:25.086	71	1 LAP	2:53.654
47	8.011	2:14.706	46	15.089	2:11.532	46	17.427	2:26.772	46	20.975	2:26.511	56	14.287	2:22.560
80	9.223	2:15.918	80	16.553	2:15.315	40	26.397	2:32.061	40	31.087	2:27.653	46	23.494	2:23.927
40	9.863	2:16.558	40	18.770	2:16.892	81	30.241	2:31.407	81	37.122	2:29.844	40	33.161	2:23.482
46	11.542	2:18.237	81	23.268	2:18.144	25	30.759	2:31.424	25	37.449	2:29.653	25	40.356	2:24.315
81	13.109	2:19.804	25	23.769	2:18.266	70	31.713	2:31.379	70	38.080	2:29.330	81	42.100	2:26.386
25	13.488	2:20.183	70	24.768	2:18.734	80	33.282	2:41.163	63	41.343	2:29.226	70	42.806	2:26.134
70	14.019	2:20.714	12	26.104	2:19.469	12	34.775	2:33.105	80	42.124	2:31.805	63	46.889	2:26.954
12	14.620	2:21.315	72	26.603	2:19.623	63	35.080	2:32.190	12	43.968	2:32.156	80	48.751	2:28.035
72	14.965	2:21.660	63	27.324	2:18.045	72	35.527	2:33.358	72	44.551	2:31.987	9	52.513	2:28.587
34	15.945	2:22.640	34	29.956	2:21.996	9	37.857	2:31.809	9	45.334	2:30.440	12	52.611	2:30.051
63	17.264	2:23.959	9	30.482	2:19.514	34	45.080	2:39.558	34	59.600	2:37.483	72	53.169	2:30.026
15	18.141	2:24.836	15	31.369	2:21.213	15	45.691	2:38.756	15	1:00.885	2:38.157	34	1:10.728	2:32.536
9	18.953	2:25.648	49	36.962	2:23.934	47	45.737	2:31.913	49	1:01.465	2:36.425	15	1:11.235	2:31.758
32	19.491	2:26.186	47	38.258	2:38.232	49	48.003	2:35.475	17	1:01.872	2:34.348	49	1:11.866	2:31.809
49	21.013	2:27.708	17	39.194	2:25.671	17	50.487	2:35.727	47	1:07.153	2:44.379	47	1:12.027	2:26.282
17	21.508	2:28.203	32	43.031	2:31.525	32	56.508	2:37.911	32	1:09.780	2:36.235	17	1:13.536	2:33.072
5	22.895	2:29.590	36	43.264	2:26.342	36	58.550	2:39.720	36	1:10.625	2:35.038	36	1:22.584	2:33.367
73	23.344	2:30.039	5	43.559	2:28.649	5	1:01.378	2:42.253	5	1:16.341	2:37.926	32	1:22.744	2:34.372
36	24.907	2:31.602	73	45.523	2:30.164	73	1:02.034	2:40.945	27	1:17.051	2:36.779	5	1:27.930	2:32.997
62	27.842	2:34.537	27	46.339	2:26.416	27	1:03.235	2:41.330	73	1:17.539	2:38.468	27	1:29.509	2:33.866
27	27.908	2:34.603	62	47.818	2:27.961	20	1:09.923	2:45.164	20	1:18.638	2:31.678	73	1:30.174	2:34.043
20	28.521	2:35.216	20	49.193	2:28.657	62	1:19.778	2:56.394	62	1:44.493	2:47.678	20	1:30.907	2:33.677
190	30.826	2:37.521	190	56.541	2:33.700	190	1:23.139	2:51.032	190	1:45.781	2:45.605	62	2:06.113	2:43.028
31	34.600	2:41.295	31	1:10.014	2:43.399	71	1:55.748	2:59.924				190	2:07.292	2:42.919
71	37.778	2:44.473	71	1:20.258	2:50.465	31	2:01.832	3:16.252P						

Weather/Track: Showers/Damp

www.mstworld.com

Page 1 of 3

Oulton Park
Circuit Length = 2.6920 miles.
Start: 14:39 End: 15:10

Printed - 15:15 Sunday, 28 August 2011

E-type Challenge

RACE 5 - LAP CHART - Oulton Park 27/28/29 August 2011

(contd.)

Lap 6			Lap 7			Lap 8			Lap 9			Lap 10		
No	Behind	Laptime	No	Behind	Laptime	No	Behind	Laptime	No	Behind	Laptime	No	Behind	Laptime
38		2:17.120	38		2:14.899	24		2:10.800	24		2:11.057	38		2:09.376
24	0.488	2:17.209	24	0.164	2:14.575	38	1.563	2:12.527	38	0.539	2:10.033	55	0.608	2:08.958
55	3.030	2:16.421	55	2.931	2:14.800	55	3.286	2:11.319	55	1.565	2:09.336	24	1.353	2:11.268
56	17.301	2:20.134	62	1 LAP	2:39.336	34	1 LAP	3:10.257P	20	1 LAP	2:28.262	32	1 LAP	2:18.583
46	26.639	2:20.265	190	1 LAP	2:39.984	56	18.383	2:12.026	27	1 LAP	2:29.345	36	1 LAP	2:21.453
40	37.871	2:21.830	56	17.321	2:14.919	46	31.878	2:14.459	56	17.057	2:09.731	71	2 LAPS	2:42.095
71	1 LAP	2:51.600	46	28.383	2:16.643	62	1 LAP	2:34.536	17	2 LAPS	5:42.395P	5	1 LAP	2:22.967
25	45.774	2:22.538	40	41.596	2:18.624	190	1 LAP	2:33.006	46	34.013	2:13.192	73	1 LAP	2:20.942
81	47.729	2:22.749	25	50.396	2:19.521	40	47.243	2:16.611	40	53.788	2:17.602	56	15.539	2:08.397
70	48.617	2:22.931	81	51.684	2:18.854	25	55.879	2:16.447	190	1 LAP	2:29.027	20	1 LAP	2:21.054
63	53.959	2:24.190	70	53.024	2:19.306	81	56.300	2:15.580	25	1:00.457	2:15.635	27	1 LAP	2:22.435
80	57.124	2:25.493	63	1:00.633	2:21.573	63	1:08.043	2:18.374	81	1:00.697	2:15.454	46	34.992	2:10.894
9	59.452	2:24.059	80	1:04.847	2:22.622	80	1:13.033	2:19.150	62	1 LAP	2:37.525	40	56.045	2:12.172
72	1:03.125	2:27.076	9	1:09.114	2:24.561	9	1:17.766	2:19.616	63	1:14.749	2:17.763	81	1:03.541	2:12.759
12	1:04.814	2:29.323	72	1:09.513	2:21.287	72	1:17.988	2:19.439	80	1:17.350	2:15.374	25	1:04.314	2:13.772
47	1:21.577	2:26.670	71	1 LAP	2:47.635	12	1:25.322	2:21.096	72	1:21.333	2:14.402	190	1 LAP	2:26.234
49	1:23.994	2:29.248	12	1:15.190	2:25.275	47	1:30.821	2:16.845	34	1 LAP	3:26.266	63	1:18.357	2:13.523
15	1:24.875	2:30.760	47	1:24.940	2:18.262	49	1:40.138	2:20.657	9	1:25.844	2:19.135	80	1:19.358	2:11.923
34	1:25.254	2:31.646	49	1:30.445	2:21.350	70	1:43.456	3:01.396	12	1:34.724	2:20.459	72	1:23.340	2:11.922
17	1:25.819	2:29.403	15	1:34.626	2:24.650	71	1 LAP	2:46.597	47	1:34.899	2:15.135	62	1 LAP	2:33.074
36	1:35.616	2:30.152	36	1:50.251	2:29.534	15	1:48.152	2:24.490	49	1:45.884	2:16.803	34	1 LAP	2:21.029
32	1:38.184	2:32.560	32	1:51.170	2:27.885	36	2:06.934	2:27.647	70	1:49.324	2:16.925	9	1:36.373	2:20.444
5	1:39.902	2:29.092	5	1:52.041	2:27.038	32	2:07.264	2:27.058	15	1:59.192	2:22.097	47	1:37.306	2:12.322
27	1:44.160	2:31.771	73	1:57.120	2:27.643	5	2:07.827	2:26.750				12	1:40.899	2:16.090
73	1:44.376	2:31.322	27	1:59.711	2:30.450	73	2:10.659	2:24.503				49	1:49.720	2:13.751
20	1:45.071	2:31.284	20	2:00.238	2:30.066							70	1:51.701	2:12.292

Weather/Track: Showers/Damp

www.mstworld.com

Page 2 of 3

Oulton Park
Circuit Length = 2.6920 miles.
Start: 14:39 End: 15:10

Printed - 15:15 Sunday, 28 August 2011

E-type Challenge

RACE 5 - LAP CHART - Oulton Park 27/28/29 August 2011

(contd.)

Lap 11			Lap 12			Lap 13			Lap 14			Lap 15		
No	Behind	Laptime	No	Behind	Laptime	No	Behind	Laptime	No	Behind	Laptime	No	Behind	Laptime
55		2:06.588	55		2:04.209	55		2:02.898	55		2:04.048			
38	0.500	2:07.696	38	0.392	2:04.101	38	0.419	2:02.925	24	0.146	2:03.597			
24	0.802	2:06.645	24	0.902	2:04.309	24	0.597	2:02.593	38	1.469	2:05.098			
15	1 LAP	2:23.250	56	17.097	2:05.238	62	2 LAPS	2:23.414	47	1 LAP	2:22.516			
56	16.068	2:07.725	15	1 LAP	2:22.816	49	1 LAP	2:15.676	12	1 LAP	2:13.866			
36	1 LAP	2:20.334	36	1 LAP	2:18.234	56	17.193	2:02.994	34	2 LAPS	2:15.817			
5	1 LAP	2:18.807	73	1 LAP	2:17.210	70	1 LAP	2:36.338	9	1 LAP	2:17.714			
73	1 LAP	2:18.761	5	1 LAP	2:19.394	15	1 LAP	2:18.082	49	1 LAP	2:13.893			
32	1 LAP	2:31.973	46	40.533	2:07.856	46	44.188	2:06.553	56	16.554	2:03.409			
20	1 LAP	2:22.437	32	1 LAP	2:15.752	36	1 LAP	2:17.479	62	2 LAPS	2:26.430			
27	1 LAP	2:21.390	20	1 LAP	2:17.109	73	1 LAP	2:17.157	70	1 LAP	2:13.830			
46	36.886	2:09.090	27	1 LAP	2:17.779	5	1 LAP	2:16.849	46	46.999	2:06.859			
71	2 LAPS	2:42.278	40	58.608	2:05.643	32	1 LAP	2:12.774	15	1 LAP	2:16.816			
40	57.174	2:08.325	81	1:12.880	2:10.546	20	1 LAP	2:16.652	36	1 LAP	2:15.523			
81	1:06.543	2:10.198	71	2 LAPS	2:35.415	40	1:00.121	2:04.411	32	1 LAP	2:14.278			
25	1:09.116	2:11.998	25	1:16.518	2:11.611	27	1 LAP	2:17.407	73	1 LAP	2:16.881			
63	1:21.501	2:10.340	63	1:26.433	2:09.141	81	1:20.641	2:10.659	5	1 LAP	2:16.744			
80	1:21.806	2:09.644	80	1:26.959	2:09.362	25	1:28.971	2:15.351	40	1:05.080	2:09.007			
190	1 LAP	2:22.005	72	1:33.668	2:10.667	63	1:30.169	2:06.634	20	1 LAP	2:16.178			
72	1:27.210	2:11.066	190	1 LAP	2:18.914	80	1:30.670	2:06.609	27	1 LAP	2:15.189			
47	1:43.018	2:12.908	47	1:46.952	2:08.143	72	1:43.163	2:12.393	81	1:31.718	2:15.125			
62	1 LAP	2:27.840	12	1:56.792	2:12.858	71	2 LAPS	2:34.086	63	1:32.527	2:06.406			
9	1:47.387	2:18.210	9	1:57.671	2:14.493	190	1 LAP	2:16.456	80	1:33.052	2:06.430			
12	1:48.143	2:14.440	34	1 LAP	2:13.633				25	1:39.148	2:14.225			
34	1 LAP	2:20.311							72	1:51.277	2:12.162			
49	1:55.456	2:12.932							190	1 LAP	2:18.730			
70	1:56.733	2:12.228							71	2 LAPS	2:33.685			

Weather/Track: Showers/Damp

www.mstworld.com

Page 3 of 3


Oulton Park
Circuit Length = 2.6920 miles.
Start: 14:39 End: 15:10

Printed - 15:15 Sunday, 28 August 2011

E-type Challenge

RACE 14 - GRID - Oulton Park 27/28/29 August 2011

ROW 15	31	NOLTE	33	MINSHAW
ROW 14	71	JONSSON	17	GATE
ROW 13	34	MINSHAW	62	HARRIS
ROW 12	27	SHUCKBURGH	190	NEWMAN
ROW 11	5	DYSON	20	HALL
ROW 10	32	JARDINE	73	SUGDEN
ROW 9	15	CASTALDINI	36	RUSSELL
ROW 8	49	WARBURTON	70	ELY
ROW 7	12	BULL	9	COPE
ROW 6	72	BOOT	47	SCRAGG
ROW 5	80	O'CONNELL	25	BURTON
ROW 4	81	HUGHES	63	COYNE
ROW 3	46	WELCH	40	SMITH
ROW 2	38	SKIPWORTH	56	NEWMAN
ROW 1	55	MELLING	24	STRETTON
		POLE		



Oulton Park
Circuit Length = 2.6920 miles.

These results are provisional until the conclusion of any judicial and technical matters.

Clerk of the Course:		Timekeeper:
----------------------	--	-------------

E-type Challenge

RACE 14 - CLASSIFICATION - Oulton Park 27/28/29 August 2011

POS	NO	CL	DRIVER	NAT	CAR	TIME	LAPS	GAP	MPH	BEST
1	80	A	Martin O'CONNELL		Jaguar E-type	29:59.483	15		80.78	1:56.944
2	33	A	Jon MINSHAW		Jaguar E-type	30:00.827	15	1.344	80.72	1:56.276
3	24	A	Martin STRETTON		Jaguar E-type	30:03.378	15	3.895	80.60	1:56.656
4	55	A	Jason MINSHAW		Jaguar E-type	30:14.109	15	14.626	80.13	1:57.111
5	63	A	Dave COYNE		Jaguar E-type	30:52.334	15	52.851	78.47	1:59.464
6	40	A	Andrew SMITH		Jaguar E-type	31:09.356	15	1:09.873	77.76	1:59.170
7	47	A	Christopher SCRAGG		Jaguar E-type	31:31.315	15	1:31.832	76.86	2:01.999
8	72	A	Jamie BOOT		Jaguar E-type	31:53.924	15	1:54.441	75.95	2:03.139
9	70	A	Les ELY		Jaguar E-type	30:14.087	14	1 LAP	74.79	2:06.171
10	12	A	Grahame BULL		Jaguar E-type	30:15.177	14	1 LAP	74.74	2:05.635
11	49	A	Ross WARBURTON		Jaguar E-type	30:30.422	14	1 LAP	74.12	2:05.831
12	27	A	Ben SHUCKBURGH		Jaguar E-type	30:40.133	14	1 LAP	73.73	2:06.357
13	38	A	Steve SKIPWORTH		Jaguar E-type	30:56.843	14	1 LAP	73.06	2:09.084
14	73	A	Peter SUGDEN		Jaguar E-type	31:16.792	14	1 LAP	72.29	2:08.332
15	36	A	Mark RUSSELL		Jaguar E-type	31:24.338	14	1 LAP	72.00	2:09.960
16	9	B	Roger COPE		Jaguar E-type	31:26.583	14	1 LAP	71.91	2:09.409
17	34	B	Alan MINSHAW		Jaguar E-type	31:31.460	14	1 LAP	71.73	2:10.542
18	20	B	David HALL		Jaguar E-type	31:42.416	14	1 LAP	71.31	2:11.914
19	5	A	Alistair DYSON		Jaguar E-type	31:55.558	14	1 LAP	70.82	2:10.424
20	62	A	Tom HARRIS		Jaguar E-type	30:08.268	13	2 LAPS	69.67	2:10.994
21	32	A	Tony JARDINE		Jaguar E-type	30:26.540	13	2 LAPS	68.97	2:07.754
22	31	A	Georg NOLTE		Jaguar E-type	31:31.138	13	2 LAPS	66.61	2:15.694
23	71	B	Per JONSSON		Jaguar E-type	30:46.001	12	3 LAPS	62.99	2:28.168

NOT CLASSIFIED

56	A	Mike NEWMAN	Jaguar E-type	10:24.335	2	D.N.F.	31.04	
17	A	Robert GATE	Jaguar E-type	2:29.172	1	D.N.F.	64.96	2:29.172
15	A	Paul CASTALDINI	Jaguar E-type	3:08.973	1	D.N.F.	51.28	

FASTEST LAP

33	A	Jon MINSHAW	Jaguar E-type	1:56.276	4	83.34mph	134.13kph	
9	B	Roger COPE	Jaguar E-type	2:09.409	12	74.88mph	120.52kph	

Weather/Track: Changeable/Damp

These results are provisional until the conclusion of any judicial and technical matters.

Oulton Park
Circuit Length = 2.6920 miles.
Start: 14:48 End: 15:18

Clerk of the Course:		Timekeeper:
----------------------	--	-------------

E-type Challenge

RACE 14 - LAP ANALYSIS - Oulton Park 27/28/29 August 2011

5	Alistair DYSON	Jaguar E-type
1 - 2:29.497	6 - 2:12.617	11 - 2:16.722
2 - 2:16.771	7 - 2:14.924	12 - 2:13.224
3 - 2:10.482	8 - 2:15.083	13 - 2:12.392
4 - 2:10.424	9 - 2:18.837	14 - 2:12.259
5 - 2:10.988	10 - 2:41.338	
9	Roger COPE	Jaguar E-type
1 - 2:17.123	6 - 2:12.853	11 - 2:11.001
2 - 2:28.190	7 - 2:14.018	12 - 2:09.409
3 - 2:10.704	8 - 2:14.797	13 - 2:10.946
4 - 2:10.122	9 - 2:21.398	14 - 2:10.076
5 - 2:11.061	10 - 2:24.885	
12	Grahame BULL	Jaguar E-type
1 - 2:18.585	6 - 2:07.898	11 - 2:12.710
2 - 2:08.346	7 - 2:09.690	12 - 2:06.893
3 - 2:07.132	8 - 2:12.265	13 - 2:07.937
4 - 2:07.434	9 - 2:09.203	14 - 2:05.635
5 - 2:07.386	10 - 2:14.063	
15	Paul CASTALDINI	Jaguar E-type
1 - 3:08.973P		
17	Robert GATE	Jaguar E-type
1 - 2:29.172		
20	David HALL	Jaguar E-type
1 - 2:31.528	6 - 2:12.118	11 - 2:15.275
2 - 2:20.558	7 - 2:14.947	12 - 2:12.306
3 - 2:11.914	8 - 2:15.223	13 - 2:11.954
4 - 2:13.193	9 - 2:17.110	14 - 2:12.690
5 - 2:13.815	10 - 2:19.785	

Weather/Track: Changeable/Damp

www.mstworld.com

Page 1 of 5

Oulton Park
Circuit Length = 2.6920 miles.
Start: 14:48 End: 15:18
Printed - 15:20 Monday, 29 August 2011

E-type Challenge

RACE 14 - LAP ANALYSIS - Oulton Park 27/28/29 August 2011

(contd.)

24	Martin STRETTON	Jaguar E-type
1 - 2:03.787	6 - 1:57.905	11 - 2:05.851
2 - 1:57.968	7 - 2:00.942	12 - 2:04.213
3 - 1:57.476	8 - 2:00.796	13 - 1:57.970
4 - 1:56.656	9 - 2:02.718	14 - 1:58.774
5 - 1:57.968	10 - 2:03.329	15 - 1:57.025
27	Ben SHUCKBURGH	Jaguar E-type
1 - 2:26.155	6 - 2:09.139	11 - 2:13.962
2 - 2:11.546	7 - 2:10.060	12 - 2:08.267
3 - 2:10.813	8 - 2:09.743	13 - 2:07.670
4 - 2:06.357	9 - 2:12.142	14 - 2:08.897
5 - 2:10.149	10 - 2:15.233	
31	Georg NOLTE	Jaguar E-type
1 - 2:34.461	6 - 2:17.097	11 - 2:27.507
2 - 2:18.879	7 - 2:24.421	12 - 2:25.754
3 - 2:15.694	8 - 2:33.266	13 - 2:22.114
4 - 2:17.302	9 - 2:38.107	
5 - 2:19.430	10 - 2:37.106	
32	Tony JARDINE	Jaguar E-type
1 - 2:22.990	6 - 2:08.612	11 - 2:09.175
2 - 2:11.049	7 - 2:11.614	12 - 2:07.795
3 - 2:08.138	8 - 2:10.194	13 - 2:07.920
4 - 2:07.754	9 - 2:48.405P	
5 - 2:08.542	10 - 3:44.352	
33	Jon MINSHAW	Jaguar E-type
1 - 2:08.676	6 - 1:57.725	11 - 2:06.029
2 - 1:57.837	7 - 1:58.637	12 - 2:04.577
3 - 1:56.897	8 - 1:59.982	13 - 1:57.737
4 - 1:56.276	9 - 2:01.925	14 - 1:58.298
5 - 1:56.922	10 - 2:02.627	15 - 1:56.682
34	Alan MINSHAW	Jaguar E-type
1 - 2:24.760	6 - 2:12.465	11 - 2:12.138
2 - 2:12.748	7 - 2:13.796	12 - 2:10.542
3 - 2:12.259	8 - 2:15.473	13 - 2:11.430
4 - 2:10.868	9 - 2:29.460	14 - 2:14.858
5 - 2:11.662	10 - 2:19.001	

Weather/Track: Changeable/Damp

www.mstworld.com

Page 2 of 5

Oulton Park
Circuit Length = 2.6920 miles.
Start: 14:48 End: 15:18

Printed - 15:20 Monday, 29 August 2011

E-type Challenge

RACE 14 - LAP ANALYSIS - Oulton Park 27/28/29 August 2011

(contd.)

36	Mark RUSSELL	Jaguar E-type
1 - 2:21.892	6 - 2:12.151	11 - 2:17.314
2 - 2:14.907	7 - 2:14.086	12 - 2:12.992
3 - 2:11.513	8 - 2:16.931	13 - 2:10.448
4 - 2:10.969	9 - 2:18.985	14 - 2:09.960
5 - 2:11.968	10 - 2:20.222	
38	Steve SKIPWORTH	Jaguar E-type
1 - 2:21.779	6 - 2:10.249	11 - 2:15.853
2 - 2:11.419	7 - 2:10.605	12 - 2:11.572
3 - 2:11.807	8 - 2:11.212	13 - 2:09.373
4 - 2:09.084	9 - 2:12.186	14 - 2:10.525
5 - 2:12.521	10 - 2:18.658	
40	Andrew SMITH	Jaguar E-type
1 - 2:07.286	6 - 2:05.652	11 - 2:17.155
2 - 1:59.170	7 - 2:03.174	12 - 2:05.602
3 - 2:00.374	8 - 2:03.801	13 - 2:03.398
4 - 2:00.725	9 - 2:05.906	14 - 2:03.157
5 - 2:05.884	10 - 2:05.423	15 - 2:02.649
47	Christopher SCRAGG	Jaguar E-type
1 - 2:10.315	6 - 2:07.482	11 - 2:09.932
2 - 2:01.999	7 - 2:05.328	12 - 2:07.901
3 - 2:02.714	8 - 2:06.331	13 - 2:04.298
4 - 2:02.861	9 - 2:07.740	14 - 2:03.594
5 - 2:05.839	10 - 2:08.350	15 - 2:06.631
49	Ross WARBURTON	Jaguar E-type
1 - 2:22.649	6 - 2:08.916	11 - 2:14.566
2 - 2:11.929	7 - 2:11.327	12 - 2:07.695
3 - 2:08.509	8 - 2:09.962	13 - 2:05.831
4 - 2:07.683	9 - 2:11.352	14 - 2:06.487
5 - 2:08.648	10 - 2:14.868	
55	Jason MINSHAW	Jaguar E-type
1 - 2:03.371	6 - 1:59.382	11 - 2:12.465
2 - 1:57.916	7 - 1:59.594	12 - 2:03.939
3 - 1:58.645	8 - 2:00.585	13 - 2:00.132
4 - 1:57.111	9 - 2:03.327	14 - 1:58.972
5 - 1:57.842	10 - 2:02.652	15 - 1:58.176

Weather/Track: Changeable/Damp

www.mstworld.com

Page 3 of 5

Oulton Park
Circuit Length = 2.6920 miles.
Start: 14:48 End: 15:18

Printed - 15:20 Monday, 29 August 2011

E-type Challenge

RACE 14 - LAP ANALYSIS - Oulton Park 27/28/29 August 2011

(contd.)

56	Mike NEWMAN	Jaguar E-type
1 - 2:51.007P 2 - 7:33.328P		
62	Tom HARRIS	Jaguar E-type
1 - 2:24.391 6 - 2:17.080 11 - 2:24.267 2 - 2:13.136 7 - 2:22.219 12 - 2:19.978 3 - 2:12.797 8 - 2:20.088 13 - 2:19.276 4 - 2:10.994 9 - 2:20.687 5 - 2:12.269 10 - 2:31.086		
63	Dave COYNE	Jaguar E-type
1 - 2:06.631 6 - 2:02.425 11 - 2:09.109 2 - 1:59.464 7 - 2:01.925 12 - 2:03.451 3 - 2:00.555 8 - 2:03.396 13 - 2:01.982 4 - 1:59.664 9 - 2:06.382 14 - 2:00.792 5 - 2:10.523 10 - 2:05.073 15 - 2:00.962		
70	Les ELY	Jaguar E-type
1 - 2:22.084 6 - 2:07.128 11 - 2:12.627 2 - 2:10.115 7 - 2:08.084 12 - 2:07.855 3 - 2:07.016 8 - 2:08.672 13 - 2:06.524 4 - 2:07.208 9 - 2:08.977 14 - 2:06.171 5 - 2:07.028 10 - 2:14.598		
71	Per JONSSON	Jaguar E-type
1 - 2:40.263 6 - 2:37.937 11 - 2:30.008 2 - 2:29.203 7 - 2:37.065 12 - 2:28.731 3 - 2:28.168 8 - 2:35.591 4 - 2:34.210 9 - 2:37.261 5 - 2:36.902 10 - 2:30.662		
72	Jamie BOOT	Jaguar E-type
1 - 2:12.707 6 - 2:08.168 11 - 2:11.404 2 - 2:04.057 7 - 2:06.960 12 - 2:07.712 3 - 2:03.139 8 - 2:07.413 13 - 2:06.110 4 - 2:04.719 9 - 2:09.633 14 - 2:04.554 5 - 2:05.426 10 - 2:13.426 15 - 2:08.496		

Weather/Track: Changeable/Damp

www.mstworld.com

Page 4 of 5

Oulton Park
Circuit Length = 2.6920 miles.
Start: 14:48 End: 15:18
Printed - 15:20 Monday, 29 August 2011

E-type Challenge

RACE 14 - LAP ANALYSIS - Oulton Park 27/28/29 August 2011

(contd.)

73	Peter SUGDEN	Jaguar E-type
1 - 2:26.118	6 - 2:10.949	11 - 2:17.168
2 - 2:12.454	7 - 2:12.363	12 - 2:14.079
3 - 2:10.491	8 - 2:14.304	13 - 2:12.173
4 - 2:08.332	9 - 2:16.441	14 - 2:11.549
5 - 2:11.216	10 - 2:19.155	
80	Martin O'CONNELL	Jaguar E-type
1 - 2:05.501	6 - 1:58.021	11 - 2:05.410
2 - 1:58.191	7 - 1:59.033	12 - 2:04.388
3 - 1:56.944	8 - 2:00.220	13 - 1:58.183
4 - 1:57.211	9 - 2:00.330	14 - 1:58.503
5 - 1:57.351	10 - 2:02.327	15 - 1:57.870

Weather/Track: Changeable/Damp

www.mstworld.com

Page 5 of 5

Oulton Park
Circuit Length = 2.6920 miles.
Start: 14:48 End: 15:18

Printed - 15:20 Monday, 29 August 2011

E-type Challenge

RACE 14 - LAP CHART - Oulton Park 27/28/29 August 2011

Lap 1			Lap 2			Lap 3			Lap 4			Lap 5		
No	Behind	Laptime	No	Behind	Laptime	No	Behind	Laptime	No	Behind	Laptime	No	Behind	Laptime
55		2:03.371	55		1:57.916	24		1:57.476	24		1:56.656	24		1:57.968
24	0.416	2:03.787	24	0.468	1:57.968	55	0.701	1:58.645	55	1.156	1:57.111	55	1.030	1:57.842
80	2.130	2:05.501	80	2.405	1:58.191	80	1.405	1:56.944	80	1.960	1:57.211	80	1.343	1:57.351
63	3.260	2:06.631	63	4.808	1:59.464	33	4.179	1:56.897	33	3.799	1:56.276	33	2.753	1:56.922
40	3.915	2:07.286	40	5.169	1:59.170	63	7.419	2:00.555	63	10.427	1:59.664	71	1 LAP	2:34.210
33	5.305	2:08.676	33	5.226	1:57.837	40	7.599	2:00.374	40	11.668	2:00.725	40	19.584	2:05.884
47	6.944	2:10.315	47	11.027	2:01.999	47	15.797	2:02.714	47	22.002	2:02.861	63	22.982	2:10.523
72	9.336	2:12.707	72	15.477	2:04.057	72	20.672	2:03.139	72	28.735	2:04.719	47	29.873	2:05.839
9	13.752	2:17.123	12	25.644	2:08.346	12	34.832	2:07.132	12	45.610	2:07.434	56	3 LAPS	7:33.328P
12	15.214	2:18.585	70	30.912	2:10.115	70	39.984	2:07.016	70	50.536	2:07.208	72	36.193	2:05.426
38	18.408	2:21.779	38	31.911	2:11.419	32	42.946	2:08.138	32	54.044	2:07.754	12	55.028	2:07.386
36	18.521	2:21.892	32	32.752	2:11.049	49	43.856	2:08.509	49	54.883	2:07.683	70	59.596	2:07.028
70	18.713	2:22.084	49	33.291	2:11.929	38	45.774	2:11.807	38	58.202	2:09.084	32	1:04.618	2:08.542
49	19.278	2:22.649	36	35.512	2:14.907	36	49.081	2:11.513	27	58.984	2:06.357	49	1:05.563	2:08.648
32	19.619	2:22.990	34	36.221	2:12.748	27	49.283	2:10.813	73	1:01.508	2:08.332	27	1:11.165	2:10.149
62	21.020	2:24.391	62	36.240	2:13.136	73	49.832	2:10.491	36	1:03.394	2:10.969	38	1:12.755	2:12.521
34	21.389	2:24.760	27	36.414	2:11.546	34	50.536	2:12.259	34	1:04.748	2:10.868	73	1:14.756	2:11.216
27	22.784	2:26.155	73	37.285	2:12.454	62	51.093	2:12.797	62	1:05.431	2:10.994	36	1:17.394	2:11.968
73	22.747	2:26.118	9	44.026	2:28.190	9	56.786	2:10.704	9	1:10.252	2:10.122	34	1:18.442	2:11.662
17	25.801	2:29.172	5	44.981	2:16.771	5	57.519	2:10.482	5	1:11.287	2:10.424	62	1:19.732	2:12.269
5	26.126	2:29.497	20	50.799	2:20.558	20	1:04.769	2:11.914	20	1:21.306	2:13.193	9	1:23.345	2:11.061
20	28.157	2:31.528	31	52.053	2:18.879	31	1:09.803	2:15.694	31	1:30.449	2:17.302	5	1:24.307	2:10.988
31	31.090	2:34.461	71	1:08.179	2:29.203	71	1:38.403	2:28.168				20	1:37.153	2:13.815
71	36.892	2:40.263										31	1:51.911	2:19.430
56	47.636	2:51.007P												
15	1:05.602	3:08.973P												

Weather/Track: Changeable/Damp

www.mstworld.com

Page 1 of 3

Oulton Park
Circuit Length = 2.6920 miles.
Start: 14:48 End: 15:18

Printed - 15:21 Monday, 29 August 2011

E-type Challenge

RACE 14 - LAP CHART - Oulton Park 27/28/29 August 2011

(contd.)

Lap 6			Lap 7			Lap 8			Lap 9			Lap 10		
No	Behind	Laptime	No	Behind	Laptime	No	Behind	Laptime	No	Behind	Laptime	No	Behind	Laptime
24		1:57.905	80		1:59.033	80		2:00.220	80		2:00.330	80		2:02.327
80	1.459	1:58.021	24	0.450	2:00.942	62	1 LAP	2:22.219	34	1 LAP	2:15.473	33	2.375	2:02.627
55	2.507	1:59.382	33	0.718	1:58.637	33	0.480	1:59.982	36	1 LAP	2:16.931	24	4.416	2:03.329
33	2.573	1:57.725	55	1.609	1:59.594	24	1.026	2:00.796	33	2.075	2:01.925	55	5.296	2:02.652
40	27.331	2:05.652	31	1 LAP	2:17.097	55	1.974	2:00.585	24	3.414	2:02.718	73	1 LAP	2:16.441
63	27.502	2:02.425	63	28.935	2:01.925	20	1 LAP	2:14.947	55	4.971	2:03.327	36	1 LAP	2:18.985
47	39.450	2:07.482	40	30.013	2:03.174	63	32.111	2:03.396	9	1 LAP	2:14.797	32	1 LAP	2:48.405P
72	46.456	2:08.168	47	44.286	2:05.328	40	33.594	2:03.801	5	1 LAP	2:15.083	5	1 LAP	2:18.837
71	1 LAP	2:36.902	72	52.924	2:06.960	31	1 LAP	2:24.421	71	2 LAPS	2:37.065	9	1 LAP	2:21.398
12	1:05.021	2:07.898	12	1:14.219	2:09.690	47	50.397	2:06.331	62	1 LAP	2:20.088	34	1 LAP	2:29.460
70	1:08.819	2:07.128	70	1:16.411	2:08.084	72	1:00.117	2:07.413	20	1 LAP	2:15.223	20	1 LAP	2:17.110
32	1:15.325	2:08.612	32	1:26.447	2:11.614	70	1:24.863	2:08.672	63	38.163	2:06.382	62	1 LAP	2:20.687
49	1:16.574	2:08.916	49	1:27.409	2:11.327	12	1:26.264	2:12.265	40	39.170	2:05.906	63	40.909	2:05.073
27	1:22.399	2:09.139	27	1:31.967	2:10.060	32	1:36.421	2:10.194	47	57.807	2:07.740	40	42.266	2:05.423
38	1:25.099	2:10.249	71	1 LAP	2:37.937	49	1:37.151	2:09.962	31	1 LAP	2:33.266	71	2 LAPS	2:35.591
73	1:27.800	2:10.949	38	1:35.212	2:10.605	27	1:41.490	2:09.743	72	1:09.420	2:09.633	47	1:03.830	2:08.350
36	1:31.640	2:12.151	73	1:39.671	2:12.363	38	1:46.204	2:11.212	70	1:33.510	2:08.977	72	1:20.519	2:13.426
34	1:33.002	2:12.465	36	1:45.234	2:14.086	73	1:53.755	2:14.304	12	1:35.137	2:09.203	31	1 LAP	2:38.107
9	1:38.293	2:12.853	34	1:46.306	2:13.796				49	1:48.173	2:11.352	70	1:45.781	2:14.598
62	1:38.907	2:17.080	9	1:51.819	2:14.018				27	1:53.302	2:12.142	12	1:46.873	2:14.063
5	1:39.019	2:12.617	5	1:53.451	2:14.924				38	1:58.060	2:12.186	49	2:00.714	2:14.868
20	1:51.366	2:12.118												

Weather/Track: Changeable/Damp

www.mstworld.com

Page 2 of 3

Oulton Park
Circuit Length = 2.6920 miles.
Start: 14:48 End: 15:18

Printed - 15:21 Monday, 29 August 2011

E-type Challenge

RACE 14 - LAP CHART - Oulton Park 27/28/29 August 2011

(contd.)

Lap 11			Lap 12			Lap 13			Lap 14			Lap 15		
No	Behind	Laptime	No	Behind	Laptime	No	Behind	Laptime	No	Behind	Laptime	No	Behind	Laptime
80		2:05.410	80		2:04.388	80		1:58.183	80		1:58.503	80		1:57.870
27	1 LAP	2:15.233	33	3.183	2:04.577	33	2.737	1:57.737	33	2.532	1:58.298	33	1.344	1:56.682
33	2.994	2:06.029	24	4.682	2:04.213	24	4.469	1:57.970	24	4.740	1:58.774	24	3.895	1:57.025
24	4.857	2:05.851	49	1 LAP	2:14.566	32	2 LAPS	2:09.175	70	1 LAP	2:06.524	62	2 LAPS	2:19.276
38	1 LAP	2:18.658	27	1 LAP	2:13.962	55	13.851	2:00.132	12	1 LAP	2:07.937	70	1 LAP	2:06.171
55	12.351	2:12.465	31	2 LAPS	2:37.106	49	1 LAP	2:07.695	55	14.320	1:58.972	55	14.626	1:58.176
73	1 LAP	2:19.155	55	11.902	2:03.939	27	1 LAP	2:08.267	71	3 LAPS	2:30.008	12	1 LAP	2:05.635
36	1 LAP	2:20.222	38	1 LAP	2:15.853	38	1 LAP	2:11.572	32	2 LAPS	2:07.795	32	2 LAPS	2:07.920
34	1 LAP	2:19.001	73	1 LAP	2:17.168	31	2 LAPS	2:27.507	49	1 LAP	2:05.831	49	1 LAP	2:06.487
63	44.608	2:09.109	63	43.671	2:03.451	63	47.470	2:01.982	27	1 LAP	2:07.670	27	1 LAP	2:08.897
9	1 LAP	2:24.885	36	1 LAP	2:17.314	73	1 LAP	2:14.079	38	1 LAP	2:09.373	71	3 LAPS	2:28.731
20	1 LAP	2:19.785	34	1 LAP	2:12.138	40	1:00.440	2:03.398	63	49.759	2:00.792	63	52.851	2:00.962
40	54.011	2:17.155	9	1 LAP	2:11.001	36	1 LAP	2:12.992	73	1 LAP	2:12.173	38	1 LAP	2:10.525
5	1 LAP	2:41.338	40	55.225	2:05.602	34	1 LAP	2:10.542	40	1:05.094	2:03.157	40	1:09.873	2:02.649
62	1 LAP	2:31.086	20	1 LAP	2:15.275	9	1 LAP	2:09.409	31	2 LAPS	2:25.754	73	1 LAP	2:11.549
47	1:08.352	2:09.932	47	1:11.865	2:07.901	20	1 LAP	2:12.306	36	1 LAP	2:10.448	36	1 LAP	2:09.960
71	2 LAPS	2:37.261	5	1 LAP	2:16.722	47	1:17.980	2:04.298	9	1 LAP	2:10.946	9	1 LAP	2:10.076
72	1:26.513	2:11.404	62	1 LAP	2:24.267	5	1 LAP	2:13.224	34	1 LAP	2:11.430	31	2 LAPS	2:22.114
70	1:52.998	2:12.627	72	1:29.837	2:07.712	72	1:37.764	2:06.110	47	1:23.071	2:03.594	47	1:31.832	2:06.631
12	1:54.173	2:12.710	71	2 LAPS	2:30.662	62	1 LAP	2:19.978	20	1 LAP	2:11.954	34	1 LAP	2:14.858
32	1 LAP	3:44.352	70	1:56.465	2:07.855				5	1 LAP	2:12.392	20	1 LAP	2:12.690
			12	1:56.678	2:06.893				72	1:43.815	2:04.554	72	1:54.441	2:08.496
												5	1 LAP	2:12.259

Weather/Track: Changeable/Damp

www.mstworld.com

Page 3 of 3

Oulton Park
Circuit Length = 2.6920 miles.
Start: 14:48 End: 15:18

Printed - 15:21 Monday, 29 August 2011

Guards Trophy Race A Sports Racing Cars
RACE 6 - QUALIFYING - Oulton Park 27/28/29 August 2011

POS	NO	CL	DRIVER(S)	CAR	TIME	LAPS	GAP	MPH
1	79	SRD	Newall	Chevron B8	2:20.285	8		69.08
2	42	SRD	Fleming	Chevron B8	2:20.804	8	0.519	68.82
3	45	SRD	Dodd/Dodd	Ginetta G16	2:21.158	6	0.873	68.65
4	66	SRD	Lyons	Chevron B8	2:22.558	7	2.273	67.98
5	3	SRD	Hodges	Chevron B8	2:22.993	8	2.708	67.77
6	72	SRD	Colman/Colman	Chevron B8	2:32.206	8	11.921	63.67
7	4	SRD	Watson/O'Connell	Chevron B8	2:33.352	6	13.067	63.19
8	112	SRD	Becker	Porsche 910	2:33.555	8	13.270	63.11
9	67	B1	Smith/Smith	Marcos 1800 GT	2:33.802	8	13.517	63.01
10	7	SRB	Black	Crossle 7S	2:34.704	8	14.419	62.64
11	25	SRB	Hibberd/Hibberd	Lotus 23B	2:35.628	8	15.343	62.27
12	50	B1	Brooks/Brooks	Lotus Elan	2:36.663	7	16.378	61.86
13	6	SRD	McClurg/Thompson	Chevron B6	2:37.033	8	16.748	61.71
14	18	SRB	Yarwood	Crossle 9S	2:39.167	7	18.882	60.88
15	30	B1	Shaw/Stockbridge	Lotus Elan 26R	2:39.191	7	18.906	60.87
16	29	B1	Cox	Marcos 1800 GT	2:39.656	8	19.371	60.70
17	43	SRB	Newman/Newman	Lotus 23B	2:39.780	6	19.495	60.65
18	91	SRB	Ernst	DRW Mk6	2:40.705	8	20.420	60.30
19	41	SRE	Casey	Lenham P69	2:41.807	6	21.522	59.89
20	65	B1	Thompson	Marcos 1800GT	2:42.387	8	22.102	59.68
21	83	SRB	Clarkson	Lotus 23	2:42.566	8	22.281	59.61
22	87	B1	Fleming	Lotus Elan 26R S1	2:42.768	7	22.483	59.54
23	52	SRB	Daws/Daws	Merlyn 6A	2:42.877	7	22.592	59.50
24	85	B1	Fell	Lotus Elan 26R	2:43.062	8	22.777	59.43
25	36	SRB	Garside	Lotus 23B	2:44.831	8	24.546	58.79
26	93	SRD	Douglas/Fearon	Ginetta G16	2:44.911	6	24.626	58.76
27	10	SRB	Halliday	Lotus 23B	2:48.495	8	28.210	57.51
28	23	SRB	Rees	Lotus 23	2:58.143	6	37.858	54.40
29	51	B1	Naito/Nakamura	Lotus Elan	3:10.947	5	50.662	50.75

Cars 43 & 112 require transponders, regulation Q12.2.1 refers.

Weather/Track: Rain/Wet

These results are provisional until the conclusion of any judicial and technical matters.

Oulton Park

Circuit Length = 2.6920 miles.

Start: 14:59 End: 15:28

Clerk of the Course:		Timekeeper:
----------------------	--	-------------

Guards Trophy Race A Sports Racing Cars

RACE 6 - QUALIFYING LAP ANALYSIS - Oulton Park 27/28/29 August 2011

3	Hodges	Chevron B8
1 - X:00.000	6 - 2:25.582	
2 - 3:01.621	7 - 2:23.328	
3 - X:00.000	8 - 2:22.993	
4 - 2:30.959		
5 - 2:29.826		
4	Watson/O'Connell	Chevron B8
1 - X:00.000	6 - 3:06.071	
2 - 3:00.081		
3 - X:00.000		
4 - 2:33.352		
5 - 2:35.056P		
6	McClurg/Thompson	Chevron B6
1 - X:00.000	6 - 2:37.940	
2 - 3:30.759	7 - 2:37.033	
3 - X:00.000	8 - 2:38.087	
4 - 2:43.920		
5 - 2:42.020		
7	Black	Crossle 7S
1 - X:00.000	6 - 2:34.704	
2 - 2:58.522	7 - 2:37.998	
3 - X:00.000	8 - 2:37.552	
4 - 2:36.711		
5 - 2:39.000		
10	Halliday	Lotus 23B
1 - X:00.000	6 - 2:48.495	
2 - 3:27.905	7 - 2:50.004	
3 - X:00.000	8 - 2:51.959	
4 - 2:57.822		
5 - 2:50.826		
18	Yarwood	Crossle 9S
1 - X:00.000	6 - 2:41.490	
2 - X:00.000	7 - 2:39.167	
3 - 2:45.988		
4 - 2:45.201		
5 - 2:44.609		

Guards Trophy Race A Sports Racing Cars

RACE 6 - QUALIFYING LAP ANALYSIS - Oulton Park 27/28/29 August 2011

(contd.)

23	Rees	Lotus 23
1 - X:00.000	6 - 2:58.664	
2 - 3:26.569		
3 - X:00.000		
4 - 3:01.272		
5 - 2:58.143		
25	Hibberd/Hibberd	Lotus 23B
1 - X:00.000	6 - 2:37.955	
2 - 3:08.396	7 - 2:37.378	
3 - X:00.000	8 - 2:35.628	
4 - 2:43.447		
5 - 2:41.645		
29	Cox	Marcos 1800 GT
1 - X:00.000	6 - 2:48.244	
2 - 3:27.767	7 - 2:42.635	
3 - X:00.000	8 - 2:39.656	
4 - 2:46.678		
5 - 2:48.881		
30	Shaw/Stockbridge	Lotus Elan 26R
1 - X:00.000	6 - 3:56.314	
2 - 3:16.264	7 - 2:39.191	
3 - X:00.000		
4 - 2:51.275		
5 - 2:55.668P		
36	Garside	Lotus 23B
1 - X:00.000	6 - 2:49.342	
2 - 3:31.259	7 - 2:46.178	
3 - X:00.000	8 - 2:44.831	
4 - 2:59.268		
5 - 2:52.119		
41	Casey	Lenham P69
1 - X:00.000P	6 - 2:41.874	
2 - X:00.000		
3 - 2:47.119		
4 - 2:45.544		
5 - 2:41.807		

Guards Trophy Race A Sports Racing Cars

RACE 6 - QUALIFYING LAP ANALYSIS - Oulton Park 27/28/29 August 2011

(contd.)

42	Fleming	Chevron B8
1 - X:00.000	6 - 2:26.612	
2 - 2:42.706	7 - 2:20.804	
3 - X:00.000	8 - 2:25.912	
4 - 2:21.816		
5 - 2:23.502		
43	Newman/Newman	Lotus 23B
1 - X:00.000	6 - 4:04.864	
2 - X:00.000		
3 - 2:47.039		
4 - 2:39.780		
5 - 2:52.180P		
45	Dodd/Dodd	Ginetta G16
1 - X:00.000	6 - 2:21.158	
2 - 2:27.352		
3 - 2:30.212P		
4 - 3:19.725		
5 - 2:24.115		
50	Brooks/Brooks	Lotus Elan
1 - X:00.000	6 - 2:37.212	
2 - X:00.000	7 - 2:36.663	
3 - 2:45.379		
4 - 2:38.396		
5 - 2:38.863		
51	Naito/Nakamura	Lotus Elan
1 - X:00.000		
2 - X:00.000		
3 - 3:10.947		
4 - 3:23.206P		
5 - 6:06.457		
52	Daws/Daws	Merlyn 6A
1 - X:00.000	6 - 2:42.714D	
2 - 3:24.454P	7 - 2:42.877	
3 - X:00.000		
4 - 2:54.481		
5 - 2:51.493		

Cars 43 & 112 require transponders, regulation Q12.2.1 refers.
Weather/Track: Rain/Wet

Guards Trophy Race A Sports Racing Cars

RACE 6 - QUALIFYING LAP ANALYSIS - Oulton Park 27/28/29 August 2011

(contd.)

65	Thompson	Marcos 1800GT
1 - X:00.000	6 - 2:43.309	
2 - 3:13.907	7 - 2:46.706	
3 - X:00.000	8 - 2:42.387	
4 - 2:50.805		
5 - 2:45.135		
66	Lyons	Chevron B8
1 - X:00.000	6 - 2:25.110	
2 - X:00.000	7 - 2:22.558	
3 - 2:37.570		
4 - 2:29.821		
5 - 2:22.852		
67	Smith/Smith	Marcos 1800 GT
1 - X:00.000	6 - 2:35.653	
2 - 3:03.061	7 - 2:36.660	
3 - X:00.000	8 - 2:33.802	
4 - 2:42.290		
5 - 2:37.770		
72	Colman/Colman	Chevron B8
1 - X:00.000	6 - 2:32.206	
2 - 3:11.740	7 - 2:35.512P	
3 - X:00.000	8 - 4:00.272	
4 - 2:43.567		
5 - 2:36.702		
79	Newall	Chevron B8
1 - X:00.000	6 - 2:23.269	
2 - 2:47.011	7 - 2:20.285	
3 - X:00.000	8 - 2:21.815	
4 - 2:48.154		
5 - 2:28.345		
83	Clarkson	Lotus 23
1 - X:00.000	6 - 2:45.436	
2 - 3:15.780	7 - 2:42.566	
3 - X:00.000	8 - 2:45.450	
4 - 2:45.422		
5 - 2:44.659		

Guards Trophy Race A Sports Racing Cars

RACE 6 - QUALIFYING LAP ANALYSIS - Oulton Park 27/28/29 August 2011

(contd.)

85	Fell	Lotus Elan 26R
1 - X:00.000	6 - 2:43.062	
2 - 3:08.886	7 - 2:43.561	
3 - 9:57.191	8 - 2:43.768	
4 - 2:45.823		
5 - 2:45.186		
87	Fleming	Lotus Elan 26R S1
1 - X:00.000	6 - 2:42.768	
2 - 3:20.977	7 - 2:45.819	
3 - X:00.000		
4 - 3:13.078		
5 - 2:53.706		
91	Ernst	DRW Mk6
1 - X:00.000	6 - 2:42.745	
2 - 3:11.210	7 - 2:40.705	
3 - X:00.000	8 - 2:43.654	
4 - 2:46.420		
5 - 2:43.874		
93	Douglas/Fearon	Ginetta G16
1 - X:00.000	6 - 2:52.691P	
2 - X:00.000		
3 - 2:46.612		
4 - 2:52.100		
5 - 2:44.911		
112	Becker	Porsche 910
1 - X:00.000	6 - 2:33.555	
2 - 3:17.782	7 - 2:48.361	
3 - X:00.000	8 - 2:33.633	
4 - 2:44.296		
5 - 2:35.256		

Guards Trophy Race A Sports Racing Cars

RACE 6 - GRID - Oulton Park 27/28/29 August 2011

ROW 15	51	Naito/Nakamura			
ROW 14		10	Halliday	23	Rees
ROW 13	36	Garside	93	Douglas/Fearon	
ROW 12		52	Daws/Daws	85	Fell
ROW 11	83	Clarkson	87	Fleming	
ROW 10		41	Casey	65	Thompson
ROW 9	43	Newman/Newman	91	Ernst	
ROW 8		30	Shaw/Stockbridge	29	Cox
ROW 7	6	McClurg/Thompson	18	Yarwood	
ROW 6		25	Hibberd/Hibberd	50	Brooks/Brooks
ROW 5	67	Smith/Smith	7	Black	
ROW 4		4	Watson/O'Connell	112	Becker
ROW 3	3	Hodges	72	Colman/Colman	
ROW 2		45	Dodd/Dodd	66	Lyons
ROW 1	79	Newall	42	Fleming	
POLE					

Cars 43 & 112 require transponders, regulation Q12.2.1 refers.

Weather/Track: Rain/Wet

These results are provisional until the conclusion of any judicial and technical matters.

Oulton Park

Circuit Length = 2.6920 miles.

Start: 14:59 End: 15:28

Clerk of the Course:

Timekeeper:

Guards Trophy Race A Sports Racing Cars

RACE 6 - CLASSIFICATION - Oulton Park 27/28/29 August 2011

POS	NO	CL	DRIVER(S)	CAR	TIME	LAPS	GAP	MPH	BEST
1	4	SRD	Watson/0'Connell	Chevron B8	40:27.722	19		75.84	1:48.336
2	79	SRD	Newall	Chevron B8	40:40.164	19	12.442	75.45	1:50.533
3	66	SRD	Lyons	Chevron B8	40:55.555	19	27.833	74.98	1:51.820
4	3	SRD	Hodges	Chevron B8	41:00.644	19	32.922	74.83	1:52.165
5	112	SRD	Becker	Porsche 910	40:31.099	18	1 LAP	71.75	1:58.150
6	72	SRD	Colman/Colman	Chevron B8	40:40.895	18	1 LAP	71.46	1:57.273
7	41	SRE	Casey	Lenham P69	41:05.945	18	1 LAP	70.74	1:57.655
8	67	B1	Smith/Smith	Marcos 1800 GT	41:25.338	18	1 LAP	70.18	2:01.901
9	29	B1	Cox	Marcos 1800 GT	41:31.221	18	1 LAP	70.02	2:01.652
10	25	SRB	Hibberd/Hibberd	Lotus 23B	41:48.881	18	1 LAP	69.53	2:00.713
11	36	SRB	Garside	Lotus 23B	41:57.256	18	1 LAP	69.29	1:59.976
12	93	SRD	Douglas/Fearon	Ginetta G16	41:58.261	18	1 LAP	69.27	2:00.370
13	83	SRB	Clarkson	Lotus 23	42:12.454	18	1 LAP	68.88	2:01.805
14	10	SRB	Halliday	Lotus 23B	42:23.613	18	1 LAP	68.58	2:00.784
15	85	B1	Fell	Lotus Elan 26R	42:28.616	18	1 LAP	68.44	2:04.308
16	42	SRD	Fleming	Chevron B8	37:55.189	17	2 LAPS	72.41	1:51.841
17	18	SRB	Yarwood	Crossle 9S	40:34.441	17	2 LAPS	67.67	2:03.865
18	65	B1	Thompson	Marcos 1800GT	40:45.608	17	2 LAPS	67.36	2:04.656
19	91	SRB	Ernst	DRW Mk6	40:45.835	17	2 LAPS	67.36	2:03.765
20	30	B1	Stockbridge/Shaw	Lotus Elan 26R	40:46.794	17	2 LAPS	67.33	2:05.796
21	23	SRB	Rees	Lotus 23	41:24.842	17	2 LAPS	66.30	2:07.383
22	43	SRB	Newman/Newman	Lotus 23B	40:54.986	15	4 LAPS	59.21	2:14.824
23	51	B1	Nakamura/Naito	Lotus Elan	42:16.716	14	5 LAPS	53.48	2:25.816

NOT CLASSIFIED

45	SRD	Dodd	Ginetta G16	33:27.413	13	D.N.F.	62.76	1:51.669
50	B1	Brooks/Brooks	Lotus Elan	22:32.041	9	D.N.F.	64.51	2:09.384
52	SRB	Daws/Daws	Merlyn 6A	18:00.500	7	D.N.F.	62.78	2:08.061
87	B1	Fleming	Lotus Elan 26R S1	15:48.610	6	D.N.F.	61.29	2:08.790
7	SRB	Black	Crossle 7S	2:08.203	1	D.N.F.	75.59	2:08.203
6	SRD	Thompson/McClurg	Chevron B6		0	D.N.F.	N/A	

FASTEST LAP

4	SRD	Watson/0'Connell	Chevron B8	1:48.336	16	89.45mph	143.96kph
41	SRE	Casey	Lenham P69	1:57.655	16	82.37mph	132.56kph
36	SRB	Garside	Lotus 23B	1:59.976	17	80.77mph	129.99kph
29	B1	Cox	Marcos 1800 GT	2:01.652	16	79.66mph	128.20kph

Weather/Track: Cloud/Dry

These results are provisional until the conclusion of any judicial and technical matters.

Oulton Park
Circuit Length = 2.6920 miles.
Start: 15:28 End: 16:09

Clerk of the Course:	Timekeeper:
----------------------	-------------

Guards Trophy Race A Sports Racing Cars
RACE 6 - LAP ANALYSIS - Oulton Park 27/28/29 August 2011

3	Hodges	Chevron B8					
1 -	2:01.994	6 -	1:55.303	11 -	1:53.292	16 -	1:52.673
2 -	2:08.091	7 -	1:53.180	12 -	1:53.197	17 -	1:53.619
3 -	2:39.631	8 -	1:53.174	13 -	1:52.333	18 -	1:52.165
4 -	3:18.819	9 -	2:00.616P	14 -	1:53.187	19 -	1:53.410
5 -	3:10.184	10 -	3:02.215	15 -	1:53.561		
4	Watson/O'Connell	Chevron B8					
1 -	2:03.509	6 -	1:55.364	11 -	1:49.668	16 -	1:48.336
2 -	2:07.241	7 -	1:58.295P	12 -	1:49.507	17 -	1:48.573
3 -	2:39.774	8 -	3:02.976	13 -	1:49.054	18 -	1:49.655
4 -	3:18.990	9 -	1:53.745	14 -	1:49.136	19 -	1:55.101
5 -	3:09.612	10 -	1:49.392	15 -	1:49.794		
6	Thompson/McClurg	Chevron B6					
7	Black	Crossle 7S					
1 -	2:08.203						
10	Halliday	Lotus 23B					
1 -	2:29.709	6 -	2:10.014	11 -	2:05.181	16 -	2:02.741
2 -	3:25.933	7 -	2:07.242	12 -	2:03.940	17 -	2:00.784
3 -	3:00.309	8 -	2:09.697	13 -	2:02.203	18 -	2:01.900
4 -	2:16.702	9 -	2:13.919P	14 -	2:05.205		
5 -	2:36.283	10 -	3:27.634	15 -	2:04.217		
18	Yarwood	Crossle 9S					
1 -	2:18.371	6 -	2:14.221	11 -	2:05.963	16 -	2:04.005
2 -	3:26.275	7 -	2:11.790	12 -	2:06.171	17 -	2:04.980
3 -	2:52.196	8 -	2:20.885P	13 -	2:04.398		
4 -	2:22.873	9 -	3:26.478	14 -	2:03.865		
5 -	2:38.856	10 -	2:07.960	15 -	2:05.154		

Weather/Track: Cloud/Dry

www.mstworld.com

Page 1 of 5

Oulton Park
 Circuit Length = 2.6920 miles.
 Start: 15:28 End: 16:09

Printed - 16:12 Sunday, 28 August 2011

Guards Trophy Race A Sports Racing Cars
RACE 6 - LAP ANALYSIS - Oulton Park 27/28/29 August 2011
 (contd.)

23	Rees	Lotus 23					
1 -	2:30.110	6 -	2:07.383	11 -	2:21.586P	16 -	2:11.249
2 -	3:26.351	7 -	2:08.735	12 -	3:29.562	17 -	2:07.474
3 -	3:00.073	8 -	2:07.490	13 -	2:09.195		
4 -	2:17.458	9 -	2:20.240	14 -	2:11.061		
5 -	2:35.070	10 -	2:09.780	15 -	2:12.025		
25	Hibberd/Hibberd	Lotus 23B					
1 -	2:13.229	6 -	2:00.713	11 -	3:22.662	16 -	2:05.263
2 -	3:27.624	7 -	2:01.679	12 -	2:08.841	17 -	2:07.522
3 -	2:44.397	8 -	2:01.544	13 -	2:08.785	18 -	2:08.413
4 -	2:06.097	9 -	2:02.339	14 -	2:06.949		
5 -	2:50.372	10 -	2:05.757P	15 -	2:06.695		
29	Cox	Marcos 1800 GT					
1 -	2:17.305	6 -	2:05.299	11 -	2:03.321	16 -	2:01.652
2 -	3:26.045	7 -	2:10.971P	12 -	2:03.429	17 -	2:03.144
3 -	2:44.715	8 -	3:19.301	13 -	2:03.807	18 -	2:03.677
4 -	2:08.668	9 -	2:04.491	14 -	2:03.024		
5 -	2:46.644	10 -	2:03.587	15 -	2:02.141		
30	Stockbridge/Shaw	Lotus Elan 26R					
1 -	2:24.654	6 -	2:10.948	11 -	3:33.628	16 -	2:05.796
2 -	3:26.725	7 -	2:09.092	12 -	2:08.609	17 -	2:06.811
3 -	2:51.510	8 -	2:06.005	13 -	2:05.992		
4 -	2:21.289	9 -	2:07.266	14 -	2:07.035		
5 -	2:40.152	10 -	2:14.310P	15 -	2:06.972		
36	Garside	Lotus 23B					
1 -	2:28.452	6 -	2:06.355	11 -	2:11.683P	16 -	2:00.033
2 -	3:26.326	7 -	2:07.521	12 -	3:18.888	17 -	1:59.976
3 -	3:00.352	8 -	2:03.568	13 -	2:04.893	18 -	2:01.717
4 -	2:16.511	9 -	2:07.955	14 -	2:03.113		
5 -	2:35.535	10 -	2:04.376	15 -	2:00.002		
41	Casey	Lenham P69					
1 -	2:21.391	6 -	2:07.865	11 -	3:09.935	16 -	1:57.655
2 -	3:27.961	7 -	2:06.087	12 -	2:00.065	17 -	1:58.412
3 -	2:50.378	8 -	2:01.935	13 -	1:58.925	18 -	1:58.508
4 -	2:22.024	9 -	2:00.495	14 -	1:58.951		
5 -	2:41.065	10 -	2:06.104P	15 -	1:58.189		

Weather/Track: Cloud/Dry

www.mstworld.com

Page 2 of 5

Oulton Park
 Circuit Length = 2.6920 miles.
 Start: 15:28 End: 16:09
 Printed - 16:12 Sunday, 28 August 2011

Guards Trophy Race A Sports Racing Cars
RACE 6 - LAP ANALYSIS - Oulton Park 27/28/29 August 2011
 (contd.)

42	Fleming	Chevron B8					
1 -	1:58.935	6 -	1:53.507	11 -	1:53.426	16 -	1:52.015
2 -	2:09.519	7 -	1:51.841	12 -	1:58.621P	17 -	2:13.009P
3 -	2:39.682	8 -	2:16.177	13 -	3:04.699		
4 -	3:18.523	9 -	1:53.665	14 -	1:53.606		
5 -	3:11.573	10 -	1:53.404	15 -	1:52.987		
43	Newman/Newman	Lotus 23B					
1 -	2:34.457	6 -	2:24.516	11 -	2:20.765		
2 -	3:22.413	7 -	2:31.578P	12 -	2:16.669		
3 -	3:01.848	8 -	3:54.458	13 -	2:14.824		
4 -	2:18.647	9 -	2:15.716	14 -	2:43.262P		
5 -	2:34.206	10 -	2:16.644	15 -	4:04.983		
45	Dodd	Ginetta G16					
1 -	7:05.254	6 -	1:52.165	11 -	1:51.669		
2 -	3:05.217	7 -	1:55.863P	12 -	1:51.854		
3 -	3:08.950	8 -	3:02.765	13 -	1:58.810P		
4 -	1:55.701	9 -	1:52.766				
5 -	1:53.205	10 -	1:53.194				
50	Brooks/Brooks	Lotus Elan					
1 -	2:26.824	6 -	2:10.786				
2 -	3:25.319	7 -	2:09.384				
3 -	2:51.815	8 -	2:10.231				
4 -	2:21.959	9 -	2:16.840P				
5 -	2:38.883						
51	Nakamura/Naito	Lotus Elan					
1 -	3:05.476	6 -	2:29.392	11 -	2:31.506		
2 -	3:41.333	7 -	2:33.772	12 -	2:31.941		
3 -	4:00.468	8 -	2:42.448P	13 -	2:25.816		
4 -	3:04.273P	9 -	4:39.626	14 -	2:28.167		
5 -	3:25.560	10 -	2:36.938				
52	Daws/Daws	Merlyn 6A					
1 -	2:21.650	6 -	2:08.061				
2 -	3:28.315	7 -	2:09.227				
3 -	2:50.243						
4 -	2:21.986						
5 -	2:41.018						

Weather/Track: Cloud/Dry

Guards Trophy Race A Sports Racing Cars
RACE 6 - LAP ANALYSIS - Oulton Park 27/28/29 August 2011
 (contd.)

65	Thompson	Marcos 1800GT					
1 -	2:21.077	6 -	2:08.916	11 -	2:06.221	16 -	2:08.556
2 -	3:26.834	7 -	2:12.343	12 -	2:14.528P	17 -	2:20.281P
3 -	2:50.948	8 -	2:05.412	13 -	3:19.114		
4 -	2:22.316	9 -	2:08.169	14 -	2:05.134		
5 -	2:39.741	10 -	2:04.656	15 -	2:11.362		
66	Lyons	Chevron B8					
1 -	2:01.277	6 -	1:54.829	11 -	1:53.102	16 -	1:52.690
2 -	2:08.175	7 -	1:52.678	12 -	1:53.010	17 -	1:51.820
3 -	2:39.475	8 -	1:56.599P	13 -	1:52.569	18 -	1:52.293
4 -	3:18.774	9 -	3:07.519	14 -	1:52.133	19 -	1:53.525
5 -	3:10.764	10 -	1:52.002	15 -	1:52.321		
67	Smith/Smith	Marcos 1800 GT					
1 -	2:14.089	6 -	2:04.305	11 -	3:16.784	16 -	2:03.403
2 -	3:28.198	7 -	2:02.873	12 -	2:03.555	17 -	2:02.263
3 -	2:44.208	8 -	2:04.317	13 -	2:04.520	18 -	2:03.951
4 -	2:07.294	9 -	2:03.770	14 -	2:03.148		
5 -	2:48.823	10 -	2:07.936P	15 -	2:01.901		
72	Colman/Colman	Chevron B8					
1 -	2:09.321	6 -	2:03.519	11 -	2:02.928	16 -	1:57.451
2 -	3:29.430	7 -	1:57.782	12 -	2:00.024	17 -	1:57.273
3 -	2:44.970	8 -	1:57.647	13 -	1:59.839	18 -	1:59.689
4 -	2:04.824	9 -	2:01.014P	14 -	1:58.461		
5 -	2:51.833	10 -	3:25.826	15 -	1:59.064		
79	Newall	Chevron B8					
1 -	2:01.117	6 -	1:53.208	11 -	1:51.916	16 -	1:51.027
2 -	2:07.762	7 -	1:51.761	12 -	1:59.356P	17 -	1:51.393
3 -	2:39.641	8 -	1:51.070	13 -	3:00.159	18 -	1:50.533
4 -	3:18.641	9 -	1:51.643	14 -	1:52.366	19 -	1:53.535
5 -	3:11.191	10 -	1:51.989	15 -	1:51.856		
83	Clarkson	Lotus 23					
1 -	2:22.781	6 -	2:09.142	11 -	3:15.868	16 -	2:03.778
2 -	3:27.900	7 -	2:08.508	12 -	2:05.128	17 -	2:03.594
3 -	2:50.427	8 -	2:05.468	13 -	2:04.971	18 -	2:05.378
4 -	2:22.029	9 -	2:07.074	14 -	2:03.530		
5 -	2:40.737	10 -	2:14.336P	15 -	2:01.805		

Weather/Track: Cloud/Dry

www.mstworld.com

Page 4 of 5

Oulton Park
 Circuit Length = 2.6920 miles.
 Start: 15:28 End: 16:09

Printed - 16:12 Sunday, 28 August 2011

Guards Trophy Race A Sports Racing Cars
RACE 6 - LAP ANALYSIS - Oulton Park 27/28/29 August 2011
 (contd.)

85	Fell	Lotus Elan 26R					
1 -	2:20.755	6 -	2:09.448	11 -	2:07.522	16 -	2:06.088
2 -	3:26.136	7 -	2:07.289	12 -	2:13.969P	17 -	2:05.801
3 -	2:51.630	8 -	2:07.089	13 -	3:19.067	18 -	2:07.628
4 -	2:22.232	9 -	2:07.821	14 -	2:05.734		
5 -	2:39.734	10 -	2:06.365	15 -	2:04.308		
87	Fleming	Lotus Elan 26R S1					
1 -	2:18.984	6 -	2:08.790				
2 -	3:26.796						
3 -	2:51.615						
4 -	2:22.753						
5 -	2:39.672						
91	Ernst	DRW Mk6					
1 -	2:28.115	6 -	2:11.638	11 -	2:04.543	16 -	2:06.603
2 -	3:26.163	7 -	2:08.744	12 -	2:06.045	17 -	2:08.607
3 -	2:58.634	8 -	2:19.542P	13 -	2:04.940		
4 -	2:15.734	9 -	3:26.335	14 -	2:03.765		
5 -	2:38.341	10 -	2:09.110	15 -	2:08.976		
93	Douglas/Fearon	Ginetta G16					
1 -	2:27.252	6 -	2:07.049	11 -	2:02.890	16 -	2:00.877
2 -	3:25.399	7 -	2:06.411	12 -	2:00.370	17 -	2:01.150
3 -	2:56.794	8 -	2:01.474	13 -	2:00.836	18 -	2:02.440
4 -	2:16.939	9 -	2:13.102P	14 -	2:01.043		
5 -	2:38.789	10 -	3:34.572	15 -	2:00.874		
112	Becker	Porsche 910					
1 -	2:11.042	6 -	1:59.724	11 -	3:11.784	16 -	1:59.060
2 -	3:28.614	7 -	1:59.563	12 -	1:58.327	17 -	1:58.150
3 -	2:44.824	8 -	2:00.042	13 -	1:59.148	18 -	1:59.207
4 -	2:04.712	9 -	2:00.889	14 -	1:59.390		
5 -	2:51.563	10 -	2:05.780P	15 -	1:59.280		

Weather/Track: Cloud/Dry

www.mstworld.com

Page 5 of 5

Oulton Park
 Circuit Length = 2.6920 miles.
 Start: 15:28 End: 16:09

Printed - 16:12 Sunday, 28 August 2011

Guards Trophy Race A Sports Racing Cars
RACE 6 - LAP CHART - Oulton Park 27/28/29 August 2011

Lap 1			Lap 2			Lap 3			Lap 4			Lap 5		
No	Behind	Laptime	No	Behind	Laptime	No	Behind	Laptime	No	Behind	Laptime	No	Behind	Laptime
42		1:58.935	42		2:09.519	42		2:39.682	42		3:18.523	42		3:11.573
79	2.182	2:01.117	79	0.425	2:07.762	79	0.384	2:39.641	79	0.502	3:18.641	79	0.120	3:11.191
66	2.342	2:01.277	66	0.998	2:08.175	66	0.791	2:39.475	66	1.042	3:18.774	66	0.233	3:10.764
3	3.059	2:01.994	3	1.631	2:08.091	3	1.580	2:39.631	3	1.876	3:18.819	3	0.487	3:10.184
4	4.574	2:03.509	4	2.296	2:07.241	4	2.388	2:39.774	4	2.855	3:18.990	4	0.894	3:09.612
7	9.268	2:08.203	72	1:30.297	3:29.430	45	2 LAPS	7:05.254	45	2 LAPS	3:05.217	45	2 LAPS	3:08.950
72	10.386	2:09.321	112	1:31.202	3:28.614	72	1:35.585	2:44.970	72	21.886	2:04.824	72	2.146	2:51.833
112	12.107	2:11.042	25	1:32.399	3:27.624	112	1:36.344	2:44.824	112	22.533	2:04.712	112	2.523	2:51.563
25	14.294	2:13.229	67	1:33.833	3:28.198	25	1:37.114	2:44.397	25	24.688	2:06.097	25	3.487	2:50.372
67	15.154	2:14.089	29	1:34.896	3:26.045	67	1:38.359	2:44.208	67	27.130	2:07.294	67	4.380	2:48.823
29	18.370	2:17.305	18	1:36.192	3:26.275	29	1:39.929	2:44.715	29	30.074	2:08.668	29	5.145	2:46.644
18	19.436	2:18.371	87	1:37.326	3:26.796	18	1:48.706	2:52.196	51	1 LAP	4:00.468	18	20.339	2:38.856
87	20.049	2:18.984	85	1:38.437	3:26.136	87	1:49.259	2:51.615	18	53.056	2:22.873	87	21.588	2:39.672
85	21.820	2:20.755	65	1:39.457	3:26.834	85	1:50.385	2:51.630	87	53.489	2:22.753	85	22.255	2:39.734
65	22.142	2:21.077	41	1:40.898	3:27.961	65	1:50.723	2:50.948	85	54.094	2:22.232	65	22.684	2:39.741
41	22.456	2:21.391	52	1:41.511	3:28.315	41	1:51.594	2:50.378	65	54.516	2:22.316	41	24.587	2:41.065
52	22.715	2:21.650	83	1:42.227	3:27.900	52	1:52.072	2:50.243	41	55.095	2:22.024	52	24.980	2:41.018
83	23.846	2:22.781	30	1:42.925	3:26.725	83	1:52.972	2:50.427	52	55.535	2:21.986	83	25.642	2:40.737
30	25.719	2:24.654	50	1:43.689	3:25.319	30	1:54.753	2:51.510	83	56.478	2:22.029	30	26.098	2:40.152
50	27.889	2:26.824	93	1:44.197	3:25.399	50	1:55.822	2:51.815	30	57.519	2:21.289	50	26.568	2:38.883
93	28.317	2:27.252	91	1:45.824	3:26.163	93	2:01.309	2:56.794	50	59.258	2:21.959	93	26.941	2:38.789
91	29.180	2:28.115	36	1:46.324	3:26.326	91	2:04.776	2:58.634	93	59.725	2:16.939	91	28.755	2:38.341
36	29.517	2:28.452	10	1:47.188	3:25.933	36	2:06.994	3:00.352	91	1:01.987	2:15.734	36	28.944	2:35.535
10	30.774	2:29.709	23	1:48.007	3:26.351	10	2:07.815	3:00.309	36	1:04.982	2:16.511	10	30.704	2:36.283
23	31.175	2:30.110	43	1:48.416	3:22.413	23	2:08.398	3:00.073	10	1:05.994	2:16.702	23	30.830	2:35.070
43	35.522	2:34.457	51	2:38.355	3:41.333	43	2:10.582	3:01.848	23	1:07.333	2:17.458	51	1 LAP	3:04.273P
51	1:06.541	3:05.476							43	1:10.706	2:18.647	43	33.339	2:34.206

Weather/Track: Cloud/Dry

www.mstworld.com

Oulton Park
 Circuit Length = 2.6920 miles.
 Start: 15:28 End: 16:09

Guards Trophy Race A Sports Racing Cars
RACE 6 - LAP CHART - Oulton Park 27/28/29 August 2011
 (contd.)

Lap 6			Lap 7			Lap 8			Lap 9			Lap 10		
No	Behind	Laptime	No	Behind	Laptime	No	Behind	Laptime	No	Behind	Laptime	No	Behind	Laptime
79		1:53.208	79		1:51.761	79		1:51.070	79		1:51.643	79		1:51.989
42	0.179	1:53.507	42	0.259	1:51.841	3	5.985	1:53.174	45	2 LAPS	1:55.863P	43	2 LAPS	3:54.458
66	1.734	1:54.829	66	2.651	1:52.678	45	2 LAPS	1:52.165	29	1 LAP	3:19.301	29	1 LAP	2:04.491
3	2.462	1:55.303	3	3.881	1:53.180	66	8.180	1:56.599P	3	14.958	2:00.616P	42	28.803	1:53.404
4	2.930	1:55.364	45	2 LAPS	1:53.205	72	24.935	1:57.647	42	27.388	1:53.665	112	48.730	2:05.780P
45	2 LAPS	1:55.701	4	9.464	1:58.295P	42	25.366	2:16.177	72	34.306	2:01.014P	25	55.728	2:05.757P
112	8.919	1:59.724	51	2 LAPS	3:25.560	112	25.693	2:00.042	112	34.939	2:00.889	67	1:07.790	2:07.936P
25	10.872	2:00.713	112	16.721	1:59.563	25	31.264	2:01.544	25	41.960	2:02.339	18	1 LAP	3:26.478
72	12.337	2:03.519	72	18.358	1:57.782	67	39.716	2:04.317	67	51.843	2:03.770	91	1 LAP	3:26.335
67	15.357	2:04.305	25	20.790	2:01.679	51	2 LAPS	2:29.392	41	1:13.167	2:00.495	4	1:20.875	1:49.392
29	17.116	2:05.299	67	26.469	2:02.873	41	1:04.315	2:01.935	4	1:23.472	1:53.745	45	2 LAPS	3:02.765
87	37.050	2:08.790	29	36.326	2:10.971P	93	1:05.716	2:01.474	66	1:24.056	3:07.519	66	1:24.069	1:52.002
65	38.272	2:08.916	41	53.450	2:06.087	85	1:09.922	2:07.089	85	1:26.100	2:07.821	3	1:25.184	3:02.215
85	38.375	2:09.448	85	53.903	2:07.289	36	1:10.229	2:03.568	36	1:26.541	2:07.955	41	1:27.282	2:06.104P
41	39.124	2:07.865	93	55.312	2:06.411	83	1:12.601	2:05.468	93	1:27.175	2:13.102P	36	1:38.928	2:04.376
52	39.713	2:08.061	52	57.179	2:09.227	65	1:13.196	2:05.412	83	1:28.032	2:07.074	85	1:40.476	2:06.365
93	40.662	2:07.049	36	57.731	2:07.521	30	1:15.984	2:06.005	65	1:29.722	2:08.169	65	1:42.389	2:04.656
18	41.232	2:14.221	83	58.203	2:08.508	23	1:18.279	2:07.490	30	1:31.607	2:07.266	83	1:50.379	2:14.336P
83	41.456	2:09.142	65	58.854	2:12.343	50	1:20.810	2:10.231	51	2 LAPS	2:33.772			
36	41.971	2:06.355	30	1:01.049	2:09.092	4	1:21.370	3:02.976	10	1:43.774	2:13.919P			
30	43.718	2:10.948	18	1:01.261	2:11.790	10	1:21.498	2:09.697	50	1:46.007	2:16.840P			
50	44.026	2:10.786	50	1:01.649	2:09.384	18	1:31.076	2:20.885P	23	1:46.876	2:20.240			
23	44.885	2:07.383	23	1:01.859	2:08.735	91	1:32.520	2:19.542P						
91	47.065	2:11.638	10	1:02.871	2:07.242									
10	47.390	2:10.014	91	1:04.048	2:08.744									
43	1:04.527	2:24.516	43	1:44.344	2:31.578P									

Weather/Track: Cloud/Dry

www.mstworld.com

Oulton Park
 Circuit Length = 2.6920 miles.
 Start: 15:28 End: 16:09

Guards Trophy Race A Sports Racing Cars
RACE 6 - LAP CHART - Oulton Park 27/28/29 August 2011
 (contd.)

Lap 11			Lap 12			Lap 13			Lap 14			Lap 15		
No	Behind	Laptime	No	Behind	Laptime	No	Behind	Laptime	No	Behind	Laptime	No	Behind	Laptime
79		1:51.916	79		1:59.356P	4		1:49.054	4		1:49.136	4		1:49.794
30	1 LAP	2:14.310P	112	1 LAP	3:11.784	79	2.327	3:00.159	29	1 LAP	2:03.807	41	1 LAP	1:58.951
23	1 LAP	2:09.780	72	1 LAP	2:02.928	43	2 LAPS	2:20.765	79	5.557	1:52.366	79	7.619	1:51.856
72	1 LAP	3:25.826	25	1 LAP	3:22.662	45	2 LAPS	1:51.669	45	2 LAPS	1:51.854	67	1 LAP	2:03.148
43	2 LAPS	2:15.716	42	29.578	1:58.621P	66	13.646	1:52.569	66	16.643	1:52.133	29	1 LAP	2:03.024
42	30.313	1:53.426	67	1 LAP	3:16.784	3	14.902	1:52.333	3	18.953	1:53.187	25	1 LAP	2:06.949
51	3 LAPS	2:42.448P	23	1 LAP	2:21.586P	51	4 LAPS	4:39.626	93	1 LAP	2:00.836	66	19.170	1:52.321
29	1 LAP	2:03.587	29	1 LAP	2:03.321	36	1 LAP	3:18.888	43	2 LAPS	2:16.669	45	2 LAPS	1:58.810P
93	1 LAP	3:34.572	43	2 LAPS	2:16.644	83	1 LAP	2:05.128	36	1 LAP	2:04.893	3	22.720	1:53.561
4	1:18.627	1:49.668	41	1 LAP	3:09.935	93	1 LAP	2:00.370	83	1 LAP	2:04.971	42	44.108	1:52.987
45	2 LAPS	1:52.766	4	1:08.778	1:49.507	42	36.445	3:04.699	42	40.915	1:53.606	93	1 LAP	2:01.043
66	1:25.255	1:53.102	83	1 LAP	3:15.868	10	1 LAP	2:03.940	85	1 LAP	3:19.067	36	1 LAP	2:03.113
3	1:26.560	1:53.292	45	2 LAPS	1:53.194	18	1 LAP	2:06.171	65	1 LAP	3:19.114	83	1 LAP	2:03.530
10	1 LAP	3:27.634	66	1:18.909	1:53.010	91	1 LAP	2:06.045	10	1 LAP	2:02.203	85	1 LAP	2:05.734
18	1 LAP	2:07.960	3	1:20.401	1:53.197	30	1 LAP	2:08.609	18	1 LAP	2:04.398	65	1 LAP	2:05.134
91	1 LAP	2:09.110	93	1 LAP	2:02.890	23	1 LAP	3:29.562	91	1 LAP	2:04.940	43	2 LAPS	2:14.824
85	1:56.082	2:07.522	10	1 LAP	2:05.181	112	1:08.885	1:59.148	51	4 LAPS	2:36.938	10	1 LAP	2:05.205
65	1:56.694	2:06.221	30	1 LAP	3:33.628	72	1:21.830	1:59.839	30	1 LAP	2:05.992	18	1 LAP	2:03.865
36	1:58.695	2:11.683P	18	1 LAP	2:05.963	67	1:43.545	2:04.520	112	1:19.139	1:59.390	91	1 LAP	2:03.765
			91	1 LAP	2:04.543	25	1:46.912	2:08.785	23	1 LAP	2:09.195	30	1 LAP	2:07.035
			112	2:07.569	1:58.327	41	1:47.103	1:58.925	72	1:31.155	1:58.461	112	1:28.625	1:59.280
			85	2:10.695	2:13.969P							72	1:40.425	1:59.064
			65	2:11.866	2:14.528P							51	4 LAPS	2:31.506
			72	2:19.823	2:00.024							23	1 LAP	2:11.061
			25	2:35.959	2:08.841									
			67	2:36.857	2:03.555									
			29	2:44.481	2:03.429									
			41	2:46.010	2:00.065									

Weather/Track: Cloud/Dry

www.mstworld.com

Page 3 of 4

Oulton Park
 Circuit Length = 2.6920 miles.
 Start: 15:28 End: 16:09

Printed - 16:13 Sunday, 28 August 2011

Guards Trophy Race A Sports Racing Cars
RACE 6 - LAP CHART - Oulton Park 27/28/29 August 2011
 (contd.)

Lap 16			Lap 17			Lap 18			Lap 19			Lap 20		
No	Behind	Laptime	No	Behind	Laptime	No	Behind	Laptime	No	Behind	Laptime	No	Behind	Laptime
4		1:48.336	4		1:48.573	4		1:49.655	4		1:55.101			
79	10.310	1:51.027	72	1 LAP	1:57.451	91	2 LAPS	2:06.603	112	1 LAP	1:59.207			
41	1 LAP	1:58.189	43	3 LAPS	2:43.262P	30	2 LAPS	2:05.796	18	2 LAPS	2:04.980			
67	1 LAP	2:01.901	79	13.130	1:51.393	72	1 LAP	1:57.273	79	12.442	1:53.535			
66	23.524	1:52.690	23	2 LAPS	2:12.025	79	14.008	1:50.533	72	1 LAP	1:59.689			
3	27.057	1:52.673	41	1 LAP	1:57.655	66	29.409	1:52.293	65	2 LAPS	2:20.281P			
29	1 LAP	2:02.141	66	26.771	1:51.820	3	34.613	1:52.165	91	2 LAPS	2:08.607			
25	1 LAP	2:06.695	3	32.103	1:53.619	41	1 LAP	1:58.412	30	2 LAPS	2:06.811			
42	47.787	1:52.015	67	1 LAP	2:03.403	23	2 LAPS	2:11.249	43	4 LAPS	4:04.983			
93	1 LAP	2:00.874	51	5 LAPS	2:31.941	67	1 LAP	2:02.263	66	27.833	1:53.525			
36	1 LAP	2:00.002	29	1 LAP	2:01.652	29	1 LAP	2:03.144	3	32.922	1:53.410			
83	1 LAP	2:01.805	25	1 LAP	2:05.263	25	1 LAP	2:07.522	41	1 LAP	1:58.508			
85	1 LAP	2:04.308	42	1:12.223	2:13.009P	51	5 LAPS	2:25.816	23	2 LAPS	2:07.474			
65	1 LAP	2:11.362	93	1 LAP	2:00.877	36	1 LAP	1:59.976	67	1 LAP	2:03.951			
10	1 LAP	2:04.217	36	1 LAP	2:00.033	93	1 LAP	2:01.150	29	1 LAP	2:03.677			
18	1 LAP	2:05.154	83	1 LAP	2:03.778	83	1 LAP	2:03.594	25	1 LAP	2:08.413			
91	1 LAP	2:08.976	85	1 LAP	2:06.088	85	1 LAP	2:05.801	36	1 LAP	2:01.717			
112	1:39.349	1:59.060	10	1 LAP	2:02.741	10	1 LAP	2:00.784	93	1 LAP	2:02.440			
30	1 LAP	2:06.972	65	1 LAP	2:08.556				83	1 LAP	2:05.378			
			18	1 LAP	2:04.005				51	5 LAPS	2:28.167			
			112	1:48.926	1:58.150				10	1 LAP	2:01.900			
									85	1 LAP	2:07.628			

Weather/Track: Cloud/Dry

www.mstworld.com

Oulton Park
 Circuit Length = 2.6920 miles.
 Start: 15:28 End: 16:09

Martini Trophy

RACE 7 - QUALIFYING - Oulton Park 27/28/29 August 2011

POS	NO	CL	DRIVER	CAR	TIME	LAPS	GAP	MPH
1	10	B	Kemp	Lola 210	2:01.285	8		79.90
2	21	A	Dodd/Dodd	Chevron B31	2:03.387	9	2.102	78.54
3	60	A	Burton	Chevron B26	2:03.448	10	2.163	78.50
4	6	B	Sheldon	Chevron B19	2:05.706	10	4.421	77.09
5	66	A	Hart	March 75S	2:06.054	11	4.769	76.88
6	19	B	Watson	Chevron B19	2:06.539	8	5.254	76.58
7	36	A	Fleming	Chevron B36	2:08.279	10	6.994	75.54
8	72	B	Loader	Chevron B19	2:19.837	11	18.552	69.30
9	88	INV	Mussa	Mclaren M1B	2:20.110	11	18.825	69.16
10	26	B	Douglas	Martin BM9	2:29.262	9	27.977	64.92
11	34	B	Dobson	Chevron B19	2:32.757	9	31.472	63.44
12	7	INV	Esterer	Chinook Mk2	2:48.361	3	47.076	57.56

Cars 26, 34, 60 require transponders, regulation Q12.2.1 refers.

Weather/Track: Cloud/Wet. Car 6 transponder low battery.

These results are provisional until the conclusion of any judicial and technical matters.

Oulton Park

Circuit Length = 2.6920 miles.

Start: 15:36 End: 16:01

Clerk of the Course:		Timekeeper:
----------------------	--	-------------

Martini Trophy

RACE 7 - QUALIFYING LAP ANALYSIS - Oulton Park 27/28/29 August 2011

6	Sheldon	Chevron B19
1 - 2:15.143	6 - 2:06.964	
2 - 2:06.409	7 - 2:07.078	
3 - 2:05.706	8 - 2:07.596	
4 - 2:06.758	9 - 2:06.598	
5 - 2:05.935	10 - 2:16.390P	
7	Esterer	Chinook Mk2
1 - 2:48.361		
2 - 2:50.658		
3 - 3:05.387P		
10	Kemp	Lola 210
1 - 2:13.951	6 - 2:04.127	
2 - 2:04.515	7 - 2:03.600	
3 - 2:02.410	8 - 2:09.126P	
4 - 2:03.132		
5 - 2:01.285		
19	Watson	Chevron B19
1 - 2:21.521	6 - 2:08.041	
2 - 2:08.287	7 - 2:33.103P	
3 - 2:06.539	8 - 3:40.721	
4 - 2:06.983		
5 - 2:09.193		
21	Dodd/Dodd	Chevron B31
1 - 2:20.629	6 - 2:18.696P	
2 - 2:12.562	7 - 3:39.075	
3 - 2:05.760	8 - 2:33.772P	
4 - 2:04.500	9 - 5:17.429P	
5 - 2:03.387		
26	Douglas	Martin BM9
1 - 3:00.398	6 - 2:34.649	
2 - 2:48.108P	7 - 2:29.262	
3 - 3:57.985	8 - 2:31.883	
4 - 2:37.983	9 - 2:30.867	
5 - 2:31.008		

Cars 26, 34, 60 require transponders, regulation Q12.2.1 refers.
Weather/Track: Cloud/Wet. Car 6 transponder low battery.

Martini Trophy


RACE 7 - QUALIFYING LAP ANALYSIS - Oulton Park 27/28/29 August 2011

(contd.)

34	Dobson	Chevron B19
1 - 3:27.859	6 - 2:35.351	
2 - 2:51.141	7 - 2:51.845	
3 - 2:39.442	8 - 2:36.815	
4 - 2:41.946	9 - 2:32.757	
5 - 2:33.108		
36	Fleming	Chevron B36
1 - 3:45.385	6 - 4:38.576	
2 - 2:14.166	7 - 2:08.279	
3 - 2:12.628	8 - 2:10.310	
4 - 2:12.339	9 - 2:09.134	
5 - 3:05.262P	10 - 2:08.325	
60	Burton	Chevron B26
1 - 2:19.602	6 - 2:05.411	
2 - 2:09.157	7 - 2:04.928	
3 - 2:06.035	8 - 2:03.448	
4 - 2:26.477P	9 - 2:03.741	
5 - 3:17.829	10 - 2:16.427P	
66	Hart	March 75S
1 - 2:28.887	6 - 2:11.055	11 - 2:18.601
2 - 2:09.914	7 - 2:08.204	
3 - 2:10.325	8 - 2:10.162	
4 - 2:18.860P	9 - 2:06.054	
5 - 4:04.803	10 - 2:06.328	
72	Loader	Chevron B19
1 - 2:33.441	6 - 2:24.714	11 - 2:20.143
2 - 2:25.630	7 - 2:42.738	
3 - 2:24.666	8 - 2:23.131	
4 - 2:23.412	9 - 2:26.100	
5 - 2:24.479	10 - 2:19.837	
88	Mussa	Mclaren M1B
1 - 2:32.099	6 - 2:25.032	11 - 2:29.956
2 - 2:22.188	7 - 2:20.110	
3 - 2:26.099	8 - 2:32.700	
4 - 2:24.951	9 - 2:20.161	
5 - 2:22.051	10 - 2:22.404	

Cars 26, 34, 60 require transponders, regulation Q12.2.1 refers.
Weather/Track: Cloud/Wet. Car 6 transponder low battery.

Martini Trophy
RACE 7 - GRID - Oulton Park 27/28/29 August 2011

ROW 6	34 DOBSON	7 ESTERER
ROW 5	88 MUSSA	26 DOUGLAS
ROW 4	36 FLEMING	72 LOADER
ROW 3	66 HART	19 WATSON
ROW 2	60 BURTON	6 SHELDON
ROW 1	10 KEMP	21 DODD
POLE		
		

Cars 26, 34, 60 require transponders, regulation Q12.2.1 refers.

Weather/Track: Cloud/Wet. Car 6 transponder low battery.

These results are provisional until the conclusion of any judicial and technical matters.

Oulton Park
 Circuit Length = 2.6920 miles.
 Start: 15:36 End: 16:01

Clerk of the Course:		Timekeeper:
----------------------	--	-------------

Martini Trophy

RACE 7 - CLASSIFICATION - Oulton Park 27/28/29 August 2011

POS	NO	CL	DRIVER	NAT	CAR	TIME	LAPS	GAP	MPH	BEST
1	60	A	John BURTON		Chevron B26	25:21.765	15		95.52	1:39.827
2	10	B	Charlie KEMP		Lola 210	25:37.262	15	15.497	94.56	1:41.003
3	66	A	Doug HART		March 75S	26:04.634	15	42.869	92.90	1:41.828
4	36	A	AI FLEMING		Chevron B36	26:26.230	15	1:04.465	91.64	1:43.599
5	72	B	Jonathan LOADER		Chevron B19	26:30.476	15	1:08.711	91.39	1:44.604
6	26	B	George DOUGLAS		Martin BM9	26:06.004	14	1 LAP	86.63	1:49.371
7	88	INV	Marcus MUSSA		Mclaren M1B	25:28.573	13	2 LAPS	82.42	1:51.822
8	34	B	Paul DOBSON		Chevron B19	26:33.787	13	2 LAPS	79.04	1:57.685

NOT CLASSIFIED

21	A	Graeme DODD		Chevron B31	25:18.794	14	D.N.F.	89.33	1:42.384
7	INV	Jay ESTERER		Chinook Mk2	17:33.527	9	D.N.F.	82.78	1:51.420
6	B	John SHELDON		Chevron B19	12:52.134	7	D.N.F.	87.85	1:43.886
19	B	Sandy WATSON		Chevron B19	11:12.670	6	D.N.F.	86.44	1:44.212

FASTEST LAP

60	A	John BURTON		Chevron B26	1:39.827	2	97.08mph	156.23kph
10	B	Charlie KEMP		Lola 210	1:41.003	3	95.95mph	154.41kph
7	INV	Jay ESTERER		Chinook Mk2	1:51.420	2	86.97mph	139.97kph

Car 19, 10 second penalty applied, making up grid positions at start.

Weather/Track: Cloud/Dry. Car 36 transponder intermittent.

These results are provisional until the conclusion of any judicial and technical matters.

Oulton Park

Circuit Length = 2.6920 miles.

Start: 16:30 End: 16:55

Clerk of the Course:

Timekeeper:

Martini Trophy

RACE 7 - LAP ANALYSIS - Oulton Park 27/28/29 August 2011

6	John SHELDON	Chevron B19
1 - 1:48.432	6 - 1:48.958	
2 - 1:45.482	7 - 2:15.753P	
3 - 1:43.886		
4 - 1:44.902		
5 - 1:44.721		
7	Jay ESTERER	Chinook Mk2
1 - 1:56.544	6 - 1:56.174	
2 - 1:51.420	7 - 1:57.324	
3 - 1:53.322	8 - 1:58.311	
4 - 1:56.734	9 - 2:10.837P	
5 - 1:52.861		
10	Charlie KEMP	Lola 210
1 - 1:43.737	6 - 1:42.157	11 - 1:42.861
2 - 1:42.198	7 - 1:41.819	12 - 1:45.120
3 - 1:41.003	8 - 1:41.939	13 - 1:42.057
4 - 1:41.421	9 - 1:43.840	14 - 1:42.078
5 - 1:41.030	10 - 1:43.085	15 - 1:42.917
19	Sandy WATSON	Chevron B19
1 - 1:50.457	6 - 2:12.784P	
2 - 1:45.156		
3 - 1:44.212		
4 - 1:45.243		
5 - 1:44.818		
21	Graeme DODD	Chevron B31
1 - 1:49.798	6 - 1:46.073	11 - 1:42.620
2 - 1:45.152	7 - 1:44.625	12 - 1:46.541
3 - 1:44.779	8 - 1:42.384	13 - 2:00.824
4 - 1:44.471	9 - 1:42.787	14 - 2:22.734P
5 - 1:43.400	10 - 1:42.606	
26	George DOUGLAS	Martin BM9
1 - 1:53.823	6 - 1:53.669	11 - 1:51.816
2 - 1:49.371	7 - 1:51.460	12 - 1:51.345
3 - 1:50.391	8 - 1:53.054	13 - 1:52.177
4 - 1:51.502	9 - 1:51.531	14 - 1:51.627
5 - 1:52.210	10 - 1:52.028	

Car 19, 10 second penalty applied, making up grid positions at start.
Weather/Track: Cloud/Dry. Car 36 transponder intermittent.

Oulton Park
Circuit Length = 2.6920 miles.
Start: 16:30 End: 16:55

Martini Trophy

RACE 7 - LAP ANALYSIS - Oulton Park 27/28/29 August 2011

(contd.)

34	Paul DOBSON	Chevron B19
1 - 2:09.983	6 - 2:05.610	11 - 2:00.077
2 - 2:04.354	7 - 2:01.229	12 - 1:57.685
3 - 2:03.695	8 - 2:01.515	13 - 1:58.129
4 - 2:03.969	9 - 1:59.285	
5 - 2:02.059	10 - 2:06.197	
36	AI FLEMING	Chevron B36
1 - 1:52.059	6 - 1:45.500	11 - 1:45.671
2 - 1:46.635	7 - 1:44.925	12 - 1:44.502
3 - 1:45.575	8 - 1:45.855	13 - 1:44.235
4 - 1:46.211	9 - 1:45.061	14 - 1:43.599
5 - 1:45.261	10 - 1:44.794	15 - 1:46.347
60	John BURTON	Chevron B26
1 - 1:43.985	6 - 1:42.746	11 - 1:40.988
2 - 1:39.827	7 - 1:41.038	12 - 1:42.270
3 - 1:39.897	8 - 1:40.992	13 - 1:40.289
4 - 1:40.957	9 - 1:42.458	14 - 1:41.390
5 - 1:40.656	10 - 1:42.412	15 - 1:41.860
66	Doug HART	March 75S
1 - 1:50.580	6 - 1:44.340	11 - 1:43.301
2 - 1:46.545	7 - 1:43.735	12 - 1:42.312
3 - 1:43.367	8 - 1:42.257	13 - 1:42.734
4 - 1:44.907	9 - 1:42.036	14 - 1:41.828
5 - 1:44.413	10 - 1:42.713	15 - 1:49.566
72	Jonathan LOADER	Chevron B19
1 - 1:51.369	6 - 1:44.875	11 - 1:45.313
2 - 1:46.943	7 - 1:45.214	12 - 1:46.619
3 - 1:45.731	8 - 1:45.895	13 - 1:44.604
4 - 1:45.496	9 - 1:45.409	14 - 1:46.141
5 - 1:45.692	10 - 1:44.903	15 - 1:46.272
88	Marcus MUSSA	Mclaren M1B
1 - 1:58.714	6 - 1:55.237	11 - 1:52.749
2 - 1:51.822	7 - 1:55.224	12 - 1:54.669
3 - 1:52.165	8 - 1:55.166	13 - 2:08.577
4 - 2:18.885	9 - 1:55.386	
5 - 1:54.008	10 - 1:55.971	

Car 19, 10 second penalty applied, making up grid positions at start.
Weather/Track: Cloud/Dry. Car 36 transponder intermittent.

Oulton Park
Circuit Length = 2.6920 miles.
Start: 16:30 End: 16:55

Martini Trophy

RACE 7 - LAP CHART - Oulton Park 27/28/29 August 2011

Lap 1			Lap 2			Lap 3			Lap 4			Lap 5		
No	Behind	Laptime	No	Behind	Laptime	No	Behind	Laptime	No	Behind	Laptime	No	Behind	Laptime
10		1:43.737	60		1:39.827	60		1:39.897	60		1:40.957	60		1:40.656
60	0.248	1:43.985	10	2.123	1:42.198	10	3.229	1:41.003	10	3.693	1:41.421	10	4.067	1:41.030
6	4.695	1:48.432	6	10.102	1:45.482	6	14.091	1:43.886	6	18.036	1:44.902	6	22.101	1:44.721
21	6.061	1:49.798	21	11.138	1:45.152	21	16.020	1:44.779	21	19.534	1:44.471	21	22.278	1:43.400
19	6.720	1:50.457	19	11.801	1:45.156	19	16.116	1:44.212	19	20.402	1:45.243	66	24.490	1:44.413
66	6.843	1:50.580	66	13.313	1:46.545	66	16.783	1:43.367	66	20.733	1:44.907	19	24.564	1:44.818
72	7.632	1:51.369	72	14.500	1:46.943	72	20.334	1:45.731	72	24.873	1:45.496	72	29.909	1:45.692
36	8.322	1:52.059	36	14.882	1:46.635	36	20.560	1:45.575	36	25.814	1:46.211	36	30.419	1:45.261
26	10.086	1:53.823	26	19.382	1:49.371	26	29.876	1:50.391	26	40.421	1:51.502	26	51.975	1:52.210
7	12.807	1:56.544	7	24.152	1:51.420	7	37.577	1:53.322	7	53.354	1:56.734	7	1:05.559	1:52.861
88	14.977	1:58.714	88	26.724	1:51.822	88	38.992	1:52.165	88	1:16.920	2:18.885	88	1:30.272	1:54.008
34	26.246	2:09.983	34	50.525	2:04.354	34	1:14.323	2:03.695	34	1:37.335	2:03.969			

Car 19, 10 second penalty applied, making up grid positions at start.
Weather/Track: Cloud/Dry. Car 36 transponder intermittent.

Oulton Park
Circuit Length = 2.6920 miles.
Start: 16:30 End: 16:55

Martini Trophy

RACE 7 - LAP CHART - Oulton Park 27/28/29 August 2011

(contd.)

Lap 6			Lap 7			Lap 8			Lap 9			Lap 10		
No	Behind	Laptime	No	Behind	Laptime	No	Behind	Laptime	No	Behind	Laptime	No	Behind	Laptime
60		1:42.746	60		1:41.038	60		1:40.992	60		1:42.458	60		1:42.412
10	3.478	1:42.157	88	1 LAP	1:55.237	10	5.206	1:41.939	10	6.588	1:43.840	10	7.261	1:43.085
34	1 LAP	2:02.059	10	4.259	1:41.819	88	1 LAP	1:55.224	7	1 LAP	1:58.311	66	29.925	1:42.713
21	25.605	1:46.073	66	28.781	1:43.735	66	30.046	1:42.257	88	1 LAP	1:55.166	21	31.107	1:42.606
66	26.084	1:44.340	21	29.192	1:44.625	21	30.584	1:42.384	66	29.624	1:42.036	7	1 LAP	2:10.837P
6	28.313	1:48.958	72	36.214	1:45.214	72	41.117	1:45.895	21	30.913	1:42.787	88	1 LAP	1:55.386
72	32.038	1:44.875	36	37.060	1:44.925	36	41.923	1:45.855	72	44.068	1:45.409	72	46.559	1:44.903
36	33.173	1:45.500	34	1 LAP	2:05.610	34	1 LAP	2:01.229	36	44.526	1:45.061	36	46.908	1:44.794
19	54.602	2:12.784P	6	1:03.028	2:15.753P	26	1:25.382	1:53.054	34	1 LAP	2:01.515	34	1 LAP	1:59.285
26	1:02.898	1:53.669	26	1:13.320	1:51.460				26	1:34.455	1:51.531			
7	1:18.987	1:56.174	7	1:35.273	1:57.324									

Car 19, 10 second penalty applied, making up grid positions at start.
Weather/Track: Cloud/Dry. Car 36 transponder intermittent.

Oulton Park
Circuit Length = 2.6920 miles.
Start: 16:30 End: 16:55

Martini Trophy

RACE 7 - LAP CHART - Oulton Park 27/28/29 August 2011

(contd.)


Lap 11			Lap 12			Lap 13			Lap 14			Lap 15		
No	Behind	Laptime	No	Behind	Laptime	No	Behind	Laptime	No	Behind	Laptime	No	Behind	Laptime
60		1:40.988	60		1:42.270	60		1:40.289	60		1:41.390	60		1:41.860
26	1 LAP	1:52.028	10	11.984	1:45.120	10	13.752	1:42.057	10	14.440	1:42.078	88	2 LAPS	2:08.577
10	9.134	1:42.861	26	1 LAP	1:51.816	26	1 LAP	1:51.345	26	1 LAP	1:52.177	10	15.497	1:42.917
66	32.238	1:43.301	34	2 LAPS	2:06.197	66	34.725	1:42.734	66	35.163	1:41.828	66	42.869	1:49.566
21	32.739	1:42.620	66	32.280	1:42.312	34	2 LAPS	2:00.077	34	2 LAPS	1:57.685	26	1 LAP	1:51.627
72	50.884	1:45.313	21	37.010	1:46.541	21	57.545	2:00.824	36	59.978	1:43.599	36	1:04.465	1:46.347
36	51.591	1:45.671	36	53.823	1:44.502	36	57.769	1:44.235	72	1:04.299	1:46.141	72	1:08.711	1:46.272
88	1 LAP	1:55.971	72	55.233	1:46.619	72	59.548	1:44.604	21	1:38.889	2:22.734P	34	2 LAPS	1:58.129
			88	1 LAP	1:52.749	88	1 LAP	1:54.669						

Car 19, 10 second penalty applied, making up grid positions at start.
Weather/Track: Cloud/Dry. Car 36 transponder intermittent.

Oulton Park
Circuit Length = 2.6920 miles.
Start: 16:30 End: 16:55

Martini Trophy

RACE 13 - GRID - Oulton Park 27/28/29 August 2011

ROW 6	6 SHELDON	19 WATSON
ROW 5	34 DOBSON	7 ESTERER
ROW 4	26 DOUGLAS	88 MUSSA
ROW 3	72 LOADER	21 DODD
ROW 2	66 HART	36 FLEMING
ROW 1	60 BURTON	10 KEMP
POLE		
		

Weather/Track: Cloud/Dry. Car 36 transponder intermittent.
These results are provisional until the conclusion of any judicial and technical matters.

Oulton Park
Circuit Length = 2.6920 miles.
Start: 16:30 End: 16:55

Clerk of the Course:

Timekeeper:

Martini Trophy

RACE 13 - CLASSIFICATION - Oulton Park 27/28/29 August 2011

POS	NO	CL	DRIVER	NAT	CAR	TIME	LAPS	GAP	MPH	BEST
1	60	A	John BURTON		Chevron B26	25:22.725	15		95.46	1:40.389
2	10	B	Charlie KEMP		Lola 210	25:32.328	15	9.603	94.86	1:41.320
3	66	A	Doug HART		March 75S	25:41.551	15	18.826	94.30	1:41.799
4	19	B	Sandy WATSON		Chevron B19	26:19.092	15	56.367	92.05	1:40.703
5	6	B	John SHELDON		Chevron B19	26:22.266	15	59.541	91.87	1:43.726
6	72	B	Jonathan LOADER		Chevron B19	26:31.206	15	1:08.481	91.35	1:43.863
7	26	B	George DOUGLAS		Martin BM9	25:44.128	14	1 LAP	87.86	1:46.585

NOT CLASSIFIED

36	A	AI FLEMING		Chevron B36	19:38.290	11	D.N.F.	90.47	1:43.096
7	INV	Jay ESTERER		Chinook Mk2	20:20.119	11	D.N.F.	87.37	1:47.472
88	INV	Marcus MUSSA		Mclaren M1B	13:51.519	7	D.N.F.	81.58	1:54.454
21	A	Graeme DODD		Chevron B31	7:00.156	4	D.N.F.	92.26	1:42.916

FASTEST LAP

60	A	John BURTON		Chevron B26	1:40.389	2	96.53mph	155.36kph
19	B	Sandy WATSON		Chevron B19	1:40.703	4	96.23mph	154.87kph
7	INV	Jay ESTERER		Chinook Mk2	1:47.472	3	90.17mph	145.12kph

Weather/Track: Cloud/Dry

These results are provisional until the conclusion of any judicial and technical matters.

Oulton Park
Circuit Length = 2.6920 miles.
Start: 14:07 End: 14:33

Clerk of the Course:

Timekeeper:

Martini Trophy

RACE 13 - LAP ANALYSIS - Oulton Park 27/28/29 August 2011

6	John SHELDON	Chevron B19
1 - 1:52.183	6 - 1:44.569	11 - 1:44.477
2 - 1:46.193	7 - 1:44.010	12 - 1:44.486
3 - 1:46.576	8 - 1:44.663	13 - 1:45.456
4 - 1:43.726	9 - 1:44.242	14 - 1:45.748
5 - 1:43.963	10 - 1:44.641	15 - 1:47.333
7	Jay ESTERER	Chinook Mk2
1 - 1:56.212	6 - 1:50.426	11 - 1:52.832
2 - 1:48.244	7 - 1:51.233	
3 - 1:47.472	8 - 1:50.205	
4 - 1:48.997	9 - 1:53.150	
5 - 1:49.914	10 - 1:51.434	
10	Charlie KEMP	Lola 210
1 - 1:44.943	6 - 1:41.320	11 - 1:41.451
2 - 1:41.815	7 - 1:41.712	12 - 1:41.449
3 - 1:41.427	8 - 1:41.924	13 - 1:43.079
4 - 1:41.388	9 - 1:42.207	14 - 1:43.358
5 - 1:41.436	10 - 1:41.364	15 - 1:43.455
19	Sandy WATSON	Chevron B19
1 - 1:52.646	6 - 1:43.058	11 - 1:44.079
2 - 1:45.581	7 - 1:42.314	12 - 1:45.844
3 - 1:43.340	8 - 1:50.434	13 - 1:46.091
4 - 1:40.703	9 - 1:45.958	14 - 1:46.153
5 - 1:42.195	10 - 1:44.110	15 - 1:46.586
21	Graeme DODD	Chevron B31
1 - 1:47.539		
2 - 1:46.123		
3 - 1:43.578		
4 - 1:42.916		
26	George DOUGLAS	Martin BM9
1 - 1:54.489	6 - 1:48.475	11 - 1:52.641
2 - 1:49.401	7 - 1:48.329	12 - 1:52.128
3 - 1:46.585	8 - 1:48.111	13 - 1:53.986
4 - 1:47.030	9 - 1:50.315	14 - 1:53.112
5 - 1:47.917	10 - 1:51.609	

Weather/Track: Cloud/Dry

www.mstworld.com

Page 1 of 2

Oulton Park
Circuit Length = 2.6920 miles.
Start: 14:07 End: 14:33

Printed - 14:35 Monday, 29 August 2011

Martini Trophy

RACE 13 - LAP ANALYSIS - Oulton Park 27/28/29 August 2011

(contd.)

36	AI FLEMING	Chevron B36
1 - 1:54.804	6 - 1:44.467	11 - 2:02.534P
2 - 1:48.476	7 - 1:45.592	
3 - 1:43.501	8 - 1:43.993	
4 - 1:43.096	9 - 1:43.753	
5 - 1:43.249	10 - 1:44.825	
60	John BURTON	Chevron B26
1 - 1:43.715	6 - 1:42.391	11 - 1:40.612
2 - 1:40.389	7 - 1:42.865	12 - 1:42.140
3 - 1:41.274	8 - 1:41.266	13 - 1:40.800
4 - 1:40.959	9 - 1:40.449	14 - 1:41.382
5 - 1:41.468	10 - 1:41.121	15 - 1:41.894
66	Doug HART	March 75S
1 - 1:46.674	6 - 1:41.799	11 - 1:42.805
2 - 1:42.418	7 - 1:41.819	12 - 1:42.806
3 - 1:42.601	8 - 1:41.907	13 - 1:42.515
4 - 1:42.017	9 - 1:42.794	14 - 1:42.509
5 - 1:42.088	10 - 1:42.441	15 - 1:44.358
72	Jonathan LOADER	Chevron B19
1 - 1:52.015	6 - 1:45.113	11 - 1:45.673
2 - 1:45.439	7 - 1:45.498	12 - 1:44.337
3 - 1:48.723	8 - 1:43.863	13 - 1:44.556
4 - 1:48.076	9 - 1:44.795	14 - 1:45.455
5 - 1:46.320	10 - 1:45.366	15 - 1:45.977
88	Marcus MUSSA	Mclaren M1B
1 - 2:02.051	6 - 1:58.910	
2 - 1:55.869	7 - 2:07.883	
3 - 1:54.454		
4 - 1:55.671		
5 - 1:56.681		

Weather/Track: Cloud/Dry

www.mstworld.com

Page 2 of 2

Oulton Park
Circuit Length = 2.6920 miles.
Start: 14:07 End: 14:33
Printed - 14:35 Monday, 29 August 2011

Martini Trophy

RACE 13 - LAP CHART - Oulton Park 27/28/29 August 2011

Lap 1			Lap 2			Lap 3			Lap 4			Lap 5		
No	Behind	Laptime	No	Behind	Laptime	No	Behind	Laptime	No	Behind	Laptime	No	Behind	Laptime
60		1:43.715	60		1:40.389	60		1:41.274	60		1:40.959	60		1:41.468
10	1.228	1:44.943	10	2.654	1:41.815	10	2.807	1:41.427	10	3.236	1:41.388	10	3.204	1:41.436
66	2.959	1:46.674	66	4.988	1:42.418	66	6.315	1:42.601	66	7.373	1:42.017	66	7.993	1:42.088
21	3.824	1:47.539	21	9.558	1:46.123	21	11.862	1:43.578	21	13.819	1:42.916	19	16.660	1:42.195
72	8.300	1:52.015	72	13.350	1:45.439	19	16.189	1:43.340	19	15.933	1:40.703	6	24.836	1:43.963
6	8.468	1:52.183	19	14.123	1:45.581	6	19.574	1:46.576	6	22.341	1:43.726	36	25.321	1:43.249
19	8.931	1:52.646	6	14.272	1:46.193	72	20.799	1:48.723	36	23.540	1:43.096	72	32.768	1:46.320
26	10.774	1:54.489	36	19.176	1:48.476	36	21.403	1:43.501	72	27.916	1:48.076	26	37.617	1:47.917
36	11.089	1:54.804	26	19.786	1:49.401	26	25.097	1:46.585	26	31.168	1:47.030	7	43.034	1:49.914
7	12.497	1:56.212	7	20.352	1:48.244	7	26.550	1:47.472	7	34.588	1:48.997	88	1:16.921	1:56.681
88	18.336	2:02.051	88	33.816	1:55.869	88	46.996	1:54.454	88	1:01.708	1:55.671			

Weather/Track: Cloud/Dry

www.mstworld.com

Page 1 of 3

Oulton Park
Circuit Length = 2.6920 miles.
Start: 14:07 End: 14:33

Printed - 14:35 Monday, 29 August 2011

Martini Trophy

RACE 13 - LAP CHART - Oulton Park 27/28/29 August 2011

(contd.)

Lap 6			Lap 7			Lap 8			Lap 9			Lap 10		
No	Behind	Laptime	No	Behind	Laptime	No	Behind	Laptime	No	Behind	Laptime	No	Behind	Laptime
60		1:42.391	60		1:42.865	60		1:41.266	60		1:40.449	60		1:41.121
10	2.133	1:41.320	10	0.980	1:41.712	10	1.638	1:41.924	10	3.396	1:42.207	10	3.639	1:41.364
66	7.401	1:41.799	66	6.355	1:41.819	66	6.996	1:41.907	66	9.341	1:42.794	66	10.661	1:42.441
19	17.327	1:43.058	19	16.776	1:42.314	88	1 LAP	2:07.883	19	31.453	1:45.958	19	34.442	1:44.110
6	27.014	1:44.569	6	28.159	1:44.010	19	25.944	1:50.434	6	35.349	1:44.242	6	38.869	1:44.641
36	27.397	1:44.467	36	30.124	1:45.592	6	31.556	1:44.663	36	36.155	1:43.753	36	39.859	1:44.825
72	35.490	1:45.113	72	38.123	1:45.498	36	32.851	1:43.993	72	45.066	1:44.795	72	49.311	1:45.366
26	43.701	1:48.475	26	49.165	1:48.329	72	40.720	1:43.863	26	1:05.876	1:50.315	26	1:16.364	1:51.609
7	51.069	1:50.426	7	59.437	1:51.233	26	56.010	1:48.111	7	1:21.077	1:53.150	7	1:31.390	1:51.434
88	1:33.440	1:58.910				7	1:08.376	1:50.205						

Weather/Track: Cloud/Dry

www.mstworld.com

Page 2 of 3

Oulton Park
Circuit Length = 2.6920 miles.
Start: 14:07 End: 14:33

Printed - 14:35 Monday, 29 August 2011

Martini Trophy

RACE 13 - LAP CHART - Oulton Park 27/28/29 August 2011

(contd.)

Lap 11			Lap 12			Lap 13			Lap 14			Lap 15		
No	Behind	Laptime	No	Behind	Laptime	No	Behind	Laptime	No	Behind	Laptime	No	Behind	Laptime
60		1:40.612	60		1:42.140	60		1:40.800	60		1:41.382	60		1:41.894
10	4.478	1:41.451	7	1 LAP	1:52.832	10	6.066	1:43.079	10	8.042	1:43.358	10	9.603	1:43.455
66	12.854	1:42.805	10	3.787	1:41.449	66	15.235	1:42.515	26	1 LAP	1:53.986	66	18.826	1:44.358
19	37.909	1:44.079	66	13.520	1:42.806	19	46.904	1:46.091	66	16.362	1:42.509	26	1 LAP	1:53.112
6	42.734	1:44.477	19	41.613	1:45.844	6	49.736	1:45.456	19	51.675	1:46.153	19	56.367	1:46.586
72	54.372	1:45.673	6	45.080	1:44.486	72	1:00.325	1:44.556	6	54.102	1:45.748	6	59.541	1:47.333
36	1:01.781	2:02.534P	72	56.569	1:44.337				72	1:04.398	1:45.455	72	1:08.481	1:45.977
26	1:28.393	1:52.641	26	1:38.381	1:52.128									

Weather/Track: Cloud/Dry

www.mstworld.com

Page 3 of 3

Oulton Park
Circuit Length = 2.6920 miles.
Start: 14:07 End: 14:33

Printed - 14:35 Monday, 29 August 2011

Guards Trophy Race B GT Cars

RACE 8 - QUALIFYING - Oulton Park 27/28/29 August 2011

POS	NO	CL	DRIVER(S)	CAR	TIME	LAPS	GAP	MPH
1	46	C2	Welch/Pangborn	Jaguar E-Type	2:16.736	9		70.87
2	47	C2	Scragg/Bussell	Jaguar E-Type	2:17.443	9	0.707	70.51
3	33	C2	Minshaw	Jaguar E-Type	2:19.092	10	2.356	69.67
4	6	D	Whitaker	TVR Griffith	2:19.438	10	2.702	69.50
5	79	D	Garrad	TVR 400 Griffiths	2:23.568	10	6.832	67.50
6	63	C2	Wilkinson/Coyne	Jaguar E-Type	2:23.685	9	6.949	67.44
7	28	B2	Boyes/Field	MG B	2:24.491	9	7.755	67.07
8	72	C2	Boot	Jaguar E-Type	2:25.565	9	8.829	66.57
9	22	B2	Smith	MG B Roadster	2:27.351	8	10.615	65.76
10	57	B2	Beresford	MG B	2:27.466	9	10.730	65.71
11	95	C2	Welch	Austin Healey 3000	2:29.661	8	12.925	64.75
12	15	D	McIntyre	Sunbeam Tiger Mk1	2:30.367	9	13.631	64.45
13	59	B3	King	Morgan Plus 4	2:30.885	9	14.149	64.22
14	98	B2	Bentley	MG B	2:30.940	9	14.204	64.20
15	27	B3	Hoble	Morgan Plus 4	2:31.782	9	15.046	63.84
16	74	B2	Smith/Boyes	MG B	2:32.177	8	15.441	63.68
17	64	B2	Richardson	MG B	2:32.705	8	15.969	63.46
18	5	A1	Longdon	Lotus Elite	2:32.781	9	16.045	63.43
19	17	C2	Farrell	Jaguar E-Type	2:32.924	9	16.188	63.37
20	36	C2	Russell	Jaguar E-Type	2:33.575	9	16.839	63.10
21	73	C2	Sugden/Rutt	Jaguar E-Type	2:33.906	8	17.170	62.96
22	20	B2	Mills	MG B Roadster	2:35.133	9	18.397	62.47
23	66	B2	Barnes	MG B Roadster	2:35.310	9	18.574	62.39
24	94	B2	Sleep/Sleep	MG B	2:35.552	8	18.816	62.30
25	16	B2	Jones	Porsche 911	2:35.622	8	18.886	62.27
26	88	B3	Somerville/Monk	Triumph TR4	2:35.705	8	18.969	62.24
27	37	B2	Naish/McClurg	MG B	2:36.689	8	19.953	61.85
28	7	A1	Farrall/Aylett	Tunex Diva GT	2:37.699	8	20.963	61.45
29	32	C2	Adams/Tester	Jaguar E-Type	2:38.144	8	21.408	61.28
30	60	C2	Hayden	Austin Healey 3000 Mk2	2:41.606	5	24.870	59.96
31	69	B3	Tisdall/Shears	Morgan Plus 4	2:42.459	7	25.723	59.65
32	97	A1	Atkins	Lotus Elite	2:44.959	8	28.223	58.74
33	190	C2	Newman/Newman	Jaguar E-Type	2:46.363	8	29.627	58.25
34	61	B2	Moyes	Porsche 911	2:46.961	8	30.225	58.04
35	31	C2	Nolte	Jaguar E-Type	2:49.556	8	32.820	57.15
36	84	B2	Phillips	MG B	2:52.324	8	35.588	56.23
37	51	B2	Naito/Mizukawa	MG B	2:57.582	7	40.846	54.57

Cars 17, 5, 20, 88 times disregarded - chicane cut. Cars 28, 74 transponders low battery. Oulton Park
Weather/Track: Cloud/Wet. Car 46 requires working transponder, regulation Q12.2.1 refers. Circuit Length = 2.6920 miles.
These results are provisional until the conclusion of any judicial and technical matters. Start: 16:13 End: 16:36

Clerk of the Course:	Timekeeper:
----------------------	-------------

Guards Trophy Race B GT Cars

RACE 8 - QUALIFYING LAP ANALYSIS - Oulton Park 27/28/29 August 2011

5	Longdon	Lotus Elite
1 - X:00.000	6 - 2:39.362	
2 - 2:44.280D	7 - 2:38.292	
3 - 2:46.925	8 - 2:35.721	
4 - 2:41.603	9 - 2:32.781	
5 - 2:38.220		
6	Whitaker	TVR Griffith
1 - X:00.000	6 - 2:26.173	
2 - 2:26.592	7 - 2:21.362	
3 - 2:26.711	8 - 2:26.235	
4 - 2:29.959	9 - 2:20.824	
5 - 2:33.367	10 - 2:19.438	
7	Farrall/Aylett	Tunex Diva GT
1 - X:00.000	6 - 2:44.633	
2 - 2:51.436	7 - 2:42.176	
3 - 2:49.925	8 - 2:37.699	
4 - 2:58.678P		
5 - 4:19.856		
15	McIntyre	Sunbeam Tiger Mk1
1 - X:00.000	6 - 2:33.189	
2 - 2:41.184	7 - 2:31.025	
3 - 3:05.155	8 - 2:31.162	
4 - 2:38.014	9 - 2:30.367	
5 - 2:35.292		
16	Jones	Porsche 911
1 - X:00.000	6 - 2:40.111	
2 - 2:47.370	7 - 2:43.405	
3 - 2:44.033	8 - 2:35.622	
4 - 2:43.175		
5 - 2:42.392		
17	Farrell	Jaguar E-Type
1 - X:00.000	6 - 2:38.077	
2 - 2:41.728D	7 - 2:38.084	
3 - 2:40.112	8 - 2:34.866	
4 - 2:37.819	9 - 2:32.924	
5 - 2:34.480		

Cars 17, 5, 20, 88 times disregarded - chicane cut. Cars 28, 74 transponders low battery. Oulton Park
Weather/Track: Cloud/Wet. Car 46 requires working transponder, regulation Q12.2.1 refers. Circuit Length = 2.6920 miles.
Start: 16:13 End: 16:36

Guards Trophy Race B GT Cars

RACE 8 - QUALIFYING LAP ANALYSIS - Oulton Park 27/28/29 August 2011

(contd.)

20	Mills	MG B Roadster
1 - X:00.000	6 - 2:40.073	
2 - 2:49.155	7 - 2:40.651	
3 - 2:46.321	8 - 2:36.810	
4 - 2:47.866	9 - 2:35.133	
5 - 2:40.443		
22	Smith	MG B Roadster
1 - X:00.000P	6 - 2:30.739	
2 - 6:35.260	7 - 2:27.351	
3 - 2:38.410	8 - 2:34.128	
4 - 2:34.852		
5 - 2:31.597		
27	Hoble	Morgan Plus 4
1 - X:00.000	6 - 2:40.164	
2 - 2:55.517	7 - 2:36.968	
3 - 2:52.358	8 - 2:35.529	
4 - 2:45.764	9 - 2:31.782	
5 - 2:43.526		
28	Boyes/Field	MG B
1 - X:00.000	6 - 2:36.210P	
2 - 2:39.620	7 - 3:28.299	
3 - 2:33.975	8 - 2:27.976	
4 - 2:31.940	9 - 2:24.491	
5 - 2:32.481		
31	Nolte	Jaguar E-Type
1 - X:00.000	6 - 2:50.669	
2 - 2:57.180	7 - 2:50.026	
3 - 3:03.147	8 - 2:49.556	
4 - 2:54.807		
5 - 2:55.947		
32	Adams/Tester	Jaguar E-Type
1 - X:00.000	6 - 2:46.074P	
2 - 2:59.726	7 - 3:28.106	
3 - 2:48.359	8 - 2:38.144	
4 - 2:45.027		
5 - 2:38.395		

Cars 17, 5, 20, 88 times disregarded - chicane cut. Cars 28, 74 transponders low battery. Oulton Park
 Weather/Track: Cloud/Wet. Car 46 requires working transponder, regulation Q12.2.1 refers. Circuit Length = 2.6920 miles.
 Start: 16:13 End: 16:36

Guards Trophy Race B GT Cars

RACE 8 - QUALIFYING LAP ANALYSIS - Oulton Park 27/28/29 August 2011

(contd.)

33	Minshaw	Jaguar E-Type
1 - X:00.000	6 - 2:23.140	
2 - 2:32.167	7 - 2:21.777	
3 - 2:24.307	8 - 2:21.548	
4 - 2:25.116	9 - 2:20.596	
5 - 2:27.328	10 - 2:19.092	
36	Russell	Jaguar E-Type
1 - X:00.000	6 - 2:37.698	
2 - 2:43.261	7 - 2:35.497	
3 - 2:41.121	8 - 2:35.259	
4 - 2:38.409	9 - 2:33.575	
5 - 2:39.443		
37	Naish/McClurg	MG B
1 - X:00.000	6 - 2:38.520	
2 - 3:04.675	7 - 2:37.217	
3 - 2:58.205	8 - 2:36.689	
4 - 3:18.186P		
5 - 3:45.421		
46	Welch/Pangborn	Jaguar E-Type
1 - X:00.000	6 - 3:12.332	
2 - 2:39.255	7 - 2:22.143	
3 - 2:40.889	8 - 2:21.454	
4 - 2:37.779	9 - 2:16.736	
5 - 2:41.398P		
47	Scragg/Bussell	Jaguar E-Type
1 - X:00.000	6 - 2:32.038	
2 - 2:32.506	7 - 2:36.408P	
3 - 2:31.880	8 - 3:22.628	
4 - 2:28.686	9 - 2:17.443	
5 - 2:31.944		
51	Naito/Mizukawa	MG B
1 - X:00.000	6 - 3:26.140	
2 - 3:11.667	7 - 2:57.582	
3 - 3:05.651		
4 - 3:12.204P		
5 - 4:18.409		

Cars 17, 5, 20, 88 times disregarded - chicane cut. Cars 28, 74 transponders low battery. Oulton Park
 Weather/Track: Cloud/Wet. Car 46 requires working transponder, regulation Q12.2.1 refers. Circuit Length = 2.6920 miles.
 Start: 16:13 End: 16:36

Guards Trophy Race B GT Cars

RACE 8 - QUALIFYING LAP ANALYSIS - Oulton Park 27/28/29 August 2011

(contd.)

57	Beresford	MG B
1 - X:00.000	6 - 2:33.078	
2 - 2:40.533	7 - 2:34.395	
3 - 2:36.968	8 - 2:33.470	
4 - 2:35.978	9 - 2:27.466	
5 - 2:33.584		
59	King	Morgan Plus 4
1 - X:00.000	6 - 2:36.532	
2 - 2:47.412	7 - 2:37.115	
3 - 2:43.556	8 - 2:33.278	
4 - 2:40.823	9 - 2:30.885	
5 - 2:40.032		
60	Hayden	Austin Healey 3000 Mk2
1 - X:00.000		
2 - 3:09.152P		
3 - X:00.000		
4 - 2:41.606		
5 - 2:43.294		
61	Moyes	Porsche 911
1 - X:00.000	6 - 2:49.341	
2 - 2:57.579	7 - 2:48.160	
3 - 3:01.412	8 - 2:46.961	
4 - 2:51.689		
5 - 2:48.866		
63	Wilkinson/Coyne	Jaguar E-Type
1 - X:00.000	6 - 3:46.331	
2 - 2:24.904	7 - 2:39.414	
3 - 2:26.933	8 - 2:40.665	
4 - 2:23.685	9 - 2:34.363	
5 - 2:30.726P		
64	Richardson	MG B
1 - X:00.000	6 - 2:36.363	
2 - 2:53.431	7 - 2:35.065	
3 - 2:40.553	8 - 2:32.705	
4 - 2:40.053		
5 - 2:40.392		

Cars 17, 5, 20, 88 times disregarded - chicane cut. Cars 28, 74 transponders low battery. Oulton Park
 Weather/Track: Cloud/Wet. Car 46 requires working transponder, regulation Q12.2.1 refers. Circuit Length = 2.6920 miles.
 Start: 16:13 End: 16:36

Guards Trophy Race B GT Cars

RACE 8 - QUALIFYING LAP ANALYSIS - Oulton Park 27/28/29 August 2011

(contd.)

66	Barnes	MG B Roadster
1 - X:00.000	6 - 2:43.083	
2 - 2:49.487	7 - 2:45.264	
3 - 2:45.873	8 - 2:38.190	
4 - 2:46.470	9 - 2:35.310	
5 - 2:43.331		
69	Tisdall/Shears	Morgan Plus 4
1 - X:00.000	6 - 2:51.402	
2 - 2:52.841	7 - 2:42.459	
3 - 2:49.861		
4 - 3:04.947P		
5 - 4:41.075		
72	Boot	Jaguar E-Type
1 - X:00.000	6 - 2:41.257P	
2 - 2:32.177	7 - 3:36.311	
3 - 2:31.212	8 - 2:35.001	
4 - 2:28.315	9 - 2:25.565	
5 - 2:34.061		
73	Sugden/Rutt	Jaguar E-Type
1 - X:00.000	6 - 3:39.075	
2 - 2:41.836	7 - 2:34.455	
3 - 2:39.097	8 - 2:34.411	
4 - 2:33.906		
5 - 2:42.357P		
74	Smith/Boyes	MG B
1 - X:00.000	6 - 2:37.135	
2 - 2:53.443	7 - 2:36.847	
3 - 2:44.681	8 - 2:32.177	
4 - 2:54.952P		
5 - 4:24.273		
79	Garrad	TVR 400 Griffiths
1 - X:00.000	6 - 2:32.544	
2 - 2:30.505	7 - 2:30.245	
3 - 2:32.183	8 - 2:28.467	
4 - 2:31.197	9 - 2:24.188	
5 - 2:34.596	10 - 2:23.568	

Cars 17, 5, 20, 88 times disregarded - chicane cut. Cars 28, 74 transponders low battery. Oulton Park
 Weather/Track: Cloud/Wet. Car 46 requires working transponder, regulation Q12.2.1 refers. Circuit Length = 2.6920 miles.
 Start: 16:13 End: 16:36

Guards Trophy Race B GT Cars

RACE 8 - QUALIFYING LAP ANALYSIS - Oulton Park 27/28/29 August 2011

(contd.)

84	Phillips	MG B
1 - X:00.000	6 - 2:55.515	
2 - 3:04.940	7 - 2:52.324	
3 - 3:02.417	8 - 2:52.440	
4 - 2:59.201		
5 - 3:01.796		
88	Somerville/Monk	Triumph TR4
1 - X:00.000	6 - 2:44.554	
2 - 3:13.275	7 - 2:37.580	
3 - 2:55.002D	8 - 2:35.705	
4 - 3:04.206P		
5 - 4:12.267		
94	Sleep/Sleep	MG B
1 - X:00.000	6 - 2:40.287	
2 - 2:54.050	7 - 2:56.826	
3 - 2:50.105	8 - 2:35.552	
4 - 2:54.965P		
5 - 3:52.213		
95	Welch	Austin Healey 3000
1 - X:00.000	6 - 2:30.798	
2 - 2:33.937	7 - 2:29.661	
3 - 2:31.494	8 - 2:38.720P	
4 - 2:31.385		
5 - 2:31.291		
97	Atkins	Lotus Elite
1 - X:00.000	6 - 2:57.543	
2 - 2:47.855	7 - 2:56.060	
3 - 2:44.959	8 - 2:50.644	
4 - 3:06.482P		
5 - 4:06.569		
98	Bentley	MG B
1 - X:00.000	6 - 2:32.148	
2 - 2:41.731	7 - 2:34.065	
3 - 2:38.790	8 - 2:30.940	
4 - 2:35.979	9 - 2:38.726	
5 - 2:33.675		

Cars 17, 5, 20, 88 times disregarded - chicane cut. Cars 28, 74 transponders low battery. Oulton Park
 Weather/Track: Cloud/Wet. Car 46 requires working transponder, regulation Q12.2.1 refers. Circuit Length = 2.6920 miles.
 Start: 16:13 End: 16:36

Guards Trophy Race B GT Cars

RACE 8 - QUALIFYING LAP ANALYSIS - Oulton Park 27/28/29 August 2011

(contd.)

190	Newman/Newman	Jaguar E-Type
1 - X:00.000	6 - 2:52.135	
2 - 3:00.104	7 - 2:47.001	
3 - 2:58.104	8 - 2:46.363	
4 - 2:52.835		
5 - 2:49.654		

Cars 17, 5, 20, 88 times disregarded - chicane cut. Cars 28, 74 transponders low battery. Oulton Park
Weather/Track: Cloud/Wet. Car 46 requires working transponder, regulation Q12.2.1 refers. Circuit Length = 2.6920 miles.
Start: 16:13 End: 16:36

Guards Trophy Race B GT Cars

RACE 8 - GRID - Oulton Park 27/28/29 August 2011

ROW 17	84	Phillips	51	Naito/Mizukawa	
ROW 16		190	Newman/Newman	61	Moyes
ROW 15	60	Hayden	69	Tisdall/Shears	
ROW 14		7	Farrall/Aylett	32	Adams/Tester
ROW 13	88	Somerville/Monk	37	Naish/McClurg	
ROW 12		94	Sleep/Sleep	16	Jones
ROW 11	20	Mills	66	Barnes	
ROW 10		36	Russell	73	Sugden/Rutt
ROW 9	5	Longdon	17	Farrell	
ROW 8		74	Smith/Boyes	64	Richardson
ROW 7	98	Bentley	27	Hoble	
ROW 6		15	McIntyre	59	King
ROW 5	57	Beresford	95	Welch	
ROW 4		72	Boot	22	Smith
ROW 3	79	Garrad	28	Boyes/Field	
ROW 2		33	Minshaw	6	Whitaker
ROW 1	46	Welch/Pangborn	47	Scragg/Bussell	
		POLE			

Reserves in order, cars 31, 97, 63.

Weather/Track: Cloud/Wet. Car 46 requires working transponder, regulation Q12.2.1 refers. These results are provisional until the conclusion of any judicial and technical matters.

Oulton Park
Circuit Length = 2.6920 miles.
Start: 16:13 End: 16:36

Clerk of the Course:

Timekeeper:

Guards Trophy Race B GT Cars

RACE 8 - CLASSIFICATION - Oulton Park 27/28/29 August 2011

POS	NO	CL	DRIVER(S)	CAR	TIME	LAPS	GAP	MPH	BEST
1	33	C2	Minshaw	Jaguar E-Type	40:40.433	20		79.42	1:56.558
2	47	C2	Coyne	Jaguar E-Type	40:43.791	20	3.358	79.31	1:56.543
3	6	D	Whitaker	TVR Griffith	41:22.418	20	41.985	78.07	1:57.613
4	79	D	Garrad	TVR 400 Griffith	40:42.456	19	1 LAP	75.38	2:02.651
5	72	C2	Boot	Jaguar E-Type	40:57.173	19	1 LAP	74.93	2:02.943
6	46	C2	Welch/Pangborn	Jaguar E-Type	41:04.825	19	1 LAP	74.70	1:58.167
7	95	C2	Welch	Austin Healey 3000	41:17.042	19	1 LAP	74.33	2:04.969
8	22	B2	Smith	MG B Roadster	42:05.229	19	1 LAP	72.91	2:07.305
9	73	C2	Sugden/Rutt	Jaguar E-Type	42:12.777	19	1 LAP	72.70	2:06.663
10	28	B2	Field/Boyes	MG B	42:21.910	19	1 LAP	72.43	2:07.944
11	57	B2	Beresford	MG B	40:54.238	18	2 LAPS	71.07	2:10.098
12	64	B2	Richardson	MG B	41:17.448	18	2 LAPS	70.41	2:10.971
13	36	C2	Russell	Jaguar E-Type	41:25.403	18	2 LAPS	70.18	2:08.644
14	5	A1	Longdon	Lotus Elite	41:34.949	18	2 LAPS	69.91	2:10.314
15	7	A1	Aylett/Farrall	Tunex Diva GT	41:55.681	18	2 LAPS	69.34	2:10.670
16	94	B2	Sleep/Sleep	MG B	42:04.721	18	2 LAPS	69.09	2:11.992
17	59	B3	King	Morgan Plus 4	42:18.650	18	2 LAPS	68.71	2:14.375
18	66	B2	Barnes	MG B Roadster	42:23.618	18	2 LAPS	68.58	2:13.431
19	20	B2	Mills	MG B Roadster	42:25.663	18	2 LAPS	68.52	2:13.557
20	60	C2	Hayden	Austin Healey 3000 Mk2	42:27.258	18	2 LAPS	68.48	2:12.436
21	27	B3	Hoble	Morgan Plus 4	43:39.635	18	2 LAPS	66.59	2:12.782
22	88	B3	Somerville/Monk	Triumph TR4	40:28.813	17	3 LAPS	67.83	2:11.988
23	190	C2	Newman/Newman	Jaguar E-Type	41:20.242	17	3 LAPS	66.42	2:16.248
24	69	B3	Shears/Tisdall	Morgan Plus 4	41:44.262	17	3 LAPS	65.78	2:15.198
25	16	B2	Jones	Porsche 911	41:46.791	17	3 LAPS	65.72	2:16.585
26	37	B2	Naish/McClurg	MG B	42:13.000	17	3 LAPS	65.04	2:17.035
27	61	B2	Moyes	Porsche 911	41:07.291	16	4 LAPS	62.84	2:24.883
28	84	B2	Phillips	MG B	41:45.982	16	4 LAPS	61.87	2:27.176

NOT CLASSIFIED

32	C2	Adams/Tester	Jaguar E-Type	31:03.301	13	D.N.F.	67.61	2:06.642
17	C2	Farrell	Jaguar E-Type	25:26.100	11	D.N.F.	69.85	2:07.037
15	D	McIntyre	Sunbeam Tiger Mk1	26:59.172	11	D.N.F.	65.83	2:08.200
51	B2	Mizukawa/Naito	MG B	33:00.363	11	D.N.F.	53.83	2:35.638
98	B2	Bentley	MG B	11:32.813	5	D.N.F.	69.94	2:14.127
74	B2	Smith/Boyes	MG B	5:30.562	2	D.N.F.	58.63	2:33.211

FASTEST LAP

47	C2	Coyne	Jaguar E-Type	1:56.543	13	83.15mph	133.82kph
6	D	Whitaker	TVR Griffith	1:57.613	2	82.39mph	132.60kph
22	B2	Smith	MG B Roadster	2:07.305	18	76.12mph	122.51kph
5	A1	Longdon	Lotus Elite	2:10.314	8	74.36mph	119.68kph
88	B3	Somerville/Monk	Triumph TR4	2:11.988	14	73.42mph	118.16kph

Weather/Track: Cloud/Dry

These results are provisional until the conclusion of any judicial and technical matters.

Oulton Park

Circuit Length = 2.6920 miles.

Start: 17:05 End: 17:46

Clerk of the Course:

Timekeeper:

Guards Trophy Race B GT Cars

RACE 8 - LAP ANALYSIS - Oulton Park 27/28/29 August 2011

5	Longdon	Lotus Elite					
1 -	2:30.141	6 -	2:11.590	11 -	2:19.384P	16 -	2:12.145
2 -	2:17.598	7 -	2:10.968	12 -	3:33.282	17 -	2:13.091
3 -	2:15.780	8 -	2:10.314	13 -	2:11.282	18 -	2:12.506
4 -	2:14.980	9 -	2:11.660	14 -	2:13.911		
5 -	2:11.368	10 -	2:13.555	15 -	2:11.394		
6	Whitaker	TVR Griffith					
1 -	2:03.872	6 -	1:59.760	11 -	3:12.529	16 -	1:59.305
2 -	1:57.613	7 -	1:59.252	12 -	1:59.826	17 -	1:58.499
3 -	1:57.738	8 -	1:58.717	13 -	1:57.854	18 -	1:58.546
4 -	1:57.993	9 -	1:58.400	14 -	2:02.236	19 -	2:16.685
5 -	1:58.796	10 -	2:04.691P	15 -	2:00.397	20 -	1:59.709
7	Aylett/Farrall	Tunex Diva GT					
1 -	2:30.211	6 -	2:11.748	11 -	2:13.691	16 -	2:14.188
2 -	2:17.007	7 -	2:10.670	12 -	2:12.901	17 -	2:13.341
3 -	2:14.368	8 -	2:10.908	13 -	2:11.722	18 -	2:13.001
4 -	2:13.844	9 -	2:16.696P	14 -	2:36.445		
5 -	2:12.550	10 -	3:28.015	15 -	2:14.375		
15	McIntyre	Sunbeam Tiger Mk1					
1 -	2:28.535	6 -	2:08.200	11 -	2:12.845		
2 -	2:13.479	7 -	2:09.851				
3 -	2:11.649	8 -	2:20.584P				
4 -	2:09.200	9 -	4:42.323				
5 -	2:09.016	10 -	2:13.490				
16	Jones	Porsche 911					
1 -	2:36.455	6 -	2:21.401	11 -	2:22.350	16 -	2:21.997
2 -	2:22.802	7 -	2:22.116	12 -	2:20.053	17 -	2:16.585
3 -	2:22.857	8 -	2:20.502	13 -	2:17.911		
4 -	2:23.379	9 -	2:27.062P	14 -	2:19.865		
5 -	2:24.869	10 -	3:46.762	15 -	2:19.825		
17	Farrell	Jaguar E-Type					
1 -	2:26.017	6 -	2:09.405	11 -	2:15.643		
2 -	2:11.096	7 -	2:08.196				
3 -	2:10.813	8 -	2:07.534				
4 -	2:07.037	9 -	2:28.276P				
5 -	2:07.253	10 -	3:14.830				

Weather/Track: Cloud/Dry

www.mstworld.com

Page 1 of 6

Oulton Park
Circuit Length = 2.6920 miles.
Start: 17:05 End: 17:46

Printed - 17:50 Sunday, 28 August 2011

Guards Trophy Race B GT Cars

RACE 8 - LAP ANALYSIS - Oulton Park 27/28/29 August 2011

(contd.)

20	Mills	MG B Roadster					
1 -	2:34.029	6 -	2:17.553	11 -	2:15.682	16 -	2:14.310
2 -	2:20.638	7 -	2:15.651	12 -	2:16.380	17 -	2:15.617
3 -	2:17.032	8 -	2:22.587P	13 -	2:15.593	18 -	2:13.557
4 -	2:15.037	9 -	3:31.409	14 -	2:15.486		
5 -	2:15.358	10 -	2:15.157	15 -	2:14.587		
22	Smith	MG B Roadster					
1 -	2:17.404	6 -	2:08.418	11 -	2:08.483	16 -	2:07.896
2 -	2:08.887	7 -	2:09.713	12 -	2:07.514	17 -	2:09.568
3 -	2:08.978	8 -	2:08.050	13 -	2:08.508	18 -	2:07.305
4 -	2:08.745	9 -	2:12.557P	14 -	2:07.786	19 -	2:08.121
5 -	2:08.929	10 -	3:21.014	15 -	2:07.353		
27	Hoble	Morgan Plus 4					
1 -	2:29.374	6 -	2:22.487P	11 -	2:13.384	16 -	2:17.588
2 -	2:17.589	7 -	2:32.005	12 -	2:13.204	17 -	2:21.191
3 -	2:16.831	8 -	2:21.539P	13 -	2:12.782	18 -	3:12.894P
4 -	2:16.721	9 -	3:34.251	14 -	2:13.957		
5 -	2:14.351	10 -	2:14.229	15 -	2:15.258		
28	Field/Boyes	MG B					
1 -	2:15.530	6 -	2:07.975	11 -	3:29.199	16 -	2:09.663
2 -	2:08.322	7 -	2:08.794	12 -	2:10.327	17 -	2:09.761
3 -	2:08.674	8 -	2:09.062	13 -	2:09.734	18 -	2:09.139
4 -	2:07.944	9 -	2:08.321	14 -	2:09.262	19 -	2:08.846
5 -	2:08.074	10 -	2:14.620P	15 -	2:08.663		
32	Adams/Tester	Jaguar E-Type					
1 -	2:28.700	6 -	2:10.690	11 -	2:17.818		
2 -	2:09.450	7 -	2:07.090	12 -	2:08.437		
3 -	2:10.770	8 -	2:06.661	13 -	3:28.654P		
4 -	2:06.642	9 -	2:13.146P				
5 -	2:07.784	10 -	3:27.459				
33	Minshaw	Jaguar E-Type					
1 -	2:02.168	6 -	1:59.606	11 -	1:57.516	16 -	1:59.815
2 -	1:56.960	7 -	1:58.159	12 -	1:57.763	17 -	1:58.819
3 -	1:57.211	8 -	1:57.465	13 -	1:57.665	18 -	1:57.901
4 -	1:57.525	9 -	1:57.392	14 -	2:02.982P	19 -	1:56.558
5 -	1:57.082	10 -	1:57.563	15 -	3:09.304	20 -	2:00.979

Weather/Track: Cloud/Dry

www.mstworld.com

Page 2 of 6

Oulton Park
Circuit Length = 2.6920 miles.
Start: 17:05 End: 17:46

Printed - 17:50 Sunday, 28 August 2011

Guards Trophy Race B GT Cars

RACE 8 - LAP ANALYSIS - Oulton Park 27/28/29 August 2011

(contd.)

36	Russell	Jaguar E-Type					
1 -	2:26.197	6 -	2:10.963	11 -	3:43.535	16 -	2:11.245
2 -	2:11.473	7 -	2:10.204	12 -	2:11.663	17 -	2:12.953
3 -	2:11.507	8 -	2:10.590	13 -	2:12.660	18 -	2:12.863
4 -	2:08.644	9 -	2:12.051	14 -	2:12.444		
5 -	2:10.669	10 -	2:20.360P	15 -	2:15.382		
37	Naish/McClurg	MG B					
1 -	2:46.045	6 -	2:23.318	11 -	2:19.648	16 -	2:17.381
2 -	2:36.973	7 -	2:25.445	12 -	2:17.035	17 -	2:18.283
3 -	2:25.468	8 -	2:26.556	13 -	2:20.296		
4 -	2:27.187	9 -	2:31.165P	14 -	2:18.124		
5 -	2:25.296	10 -	3:37.411	15 -	2:17.369		
46	Welch/Pangborn	Jaguar E-Type					
1 -	2:05.519	6 -	2:04.851	11 -	2:06.390	16 -	2:06.837
2 -	1:58.167	7 -	2:03.962	12 -	2:14.067P	17 -	2:06.691
3 -	2:00.545	8 -	2:05.184	13 -	3:24.951	18 -	2:06.434
4 -	2:00.484	9 -	2:06.727	14 -	2:07.086	19 -	2:07.976
5 -	2:04.672	10 -	2:06.622	15 -	2:07.660		
47	Coyne	Jaguar E-Type					
1 -	2:03.617	6 -	1:58.256	11 -	1:57.108	16 -	1:57.292
2 -	1:57.252	7 -	1:58.019	12 -	1:57.477	17 -	1:57.666
3 -	1:57.673	8 -	1:57.526	13 -	1:56.543	18 -	1:59.512
4 -	1:57.773	9 -	1:57.242	14 -	2:01.215P	19 -	2:06.565
5 -	1:57.774	10 -	2:00.998	15 -	3:07.489	20 -	1:56.794
51	Mizukawa/Naito	MG B					
1 -	2:51.798	6 -	2:37.572	11 -	2:57.856		
2 -	2:37.964	7 -	2:43.552P				
3 -	2:38.073	8 -	4:30.664				
4 -	2:35.638	9 -	3:51.535				
5 -	2:38.458	10 -	2:57.253				
57	Beresford	MG B					
1 -	2:18.460	6 -	2:13.765	11 -	2:11.088	16 -	2:10.991
2 -	2:10.098	7 -	2:10.473	12 -	2:12.065	17 -	2:13.372
3 -	2:11.301	8 -	2:18.918P	13 -	2:12.641	18 -	2:12.098
4 -	2:10.466	9 -	3:23.634	14 -	2:11.360		
5 -	2:11.168	10 -	2:10.690	15 -	2:11.650		

Weather/Track: Cloud/Dry

www.mstworld.com

Page 3 of 6

Oulton Park
Circuit Length = 2.6920 miles.
Start: 17:05 End: 17:46

Printed - 17:50 Sunday, 28 August 2011

Guards Trophy Race B GT Cars

RACE 8 - LAP ANALYSIS - Oulton Park 27/28/29 August 2011

(contd.)

59	King	Morgan Plus 4					
1 -	2:25.686	6 -	2:14.772	11 -	2:15.653	16 -	2:14.432
2 -	2:19.099	7 -	2:14.919	12 -	2:15.266	17 -	2:15.723
3 -	2:16.106	8 -	2:15.827	13 -	2:14.456	18 -	2:15.165
4 -	2:17.385	9 -	2:23.179P	14 -	2:14.375		
5 -	2:16.081	10 -	3:35.495	15 -	2:15.031		
60	Hayden	Austin Healey 3000 Mk2					
1 -	2:36.667	6 -	2:16.068	11 -	2:14.367	16 -	2:13.653
2 -	2:22.844	7 -	2:16.922	12 -	2:13.950	17 -	2:13.185
3 -	2:17.497	8 -	2:18.379	13 -	2:13.536	18 -	2:12.436
4 -	2:18.282	9 -	2:21.863P	14 -	2:12.691		
5 -	2:19.744	10 -	3:32.116	15 -	2:13.058		
61	Moyes	Porsche 911					
1 -	2:41.475	6 -	2:27.122	11 -	2:25.387	16 -	2:28.525
2 -	2:29.833	7 -	2:30.319	12 -	2:25.147		
3 -	2:29.515	8 -	2:27.625	13 -	2:25.322		
4 -	2:33.977	9 -	2:35.085P	14 -	2:24.883		
5 -	2:30.662	10 -	3:46.321	15 -	2:26.093		
64	Richardson	MG B					
1 -	2:23.028	6 -	2:11.300	11 -	2:16.933P	16 -	2:13.971
2 -	2:11.142	7 -	2:12.300	12 -	3:27.701	17 -	2:14.492
3 -	2:14.754	8 -	2:12.699	13 -	2:13.442	18 -	2:14.914
4 -	2:12.193	9 -	2:11.994	14 -	2:11.883		
5 -	2:11.454	10 -	2:10.971	15 -	2:12.277		
66	Barnes	MG B Roadster					
1 -	2:34.976	6 -	2:14.506	11 -	3:30.847	16 -	2:13.721
2 -	2:17.788	7 -	2:14.016	12 -	2:15.878	17 -	2:18.775
3 -	2:16.521	8 -	2:15.842	13 -	2:15.888	18 -	2:16.817
4 -	2:13.433	9 -	2:16.095	14 -	2:15.471		
5 -	2:13.431	10 -	2:23.971P	15 -	2:15.642		
69	Shears/Tisdall	Morgan Plus 4					
1 -	2:38.090	6 -	2:21.285	11 -	2:22.334	16 -	2:19.037
2 -	2:25.050	7 -	2:21.253	12 -	2:20.214	17 -	2:15.198
3 -	2:21.748	8 -	2:20.849	13 -	2:18.395		
4 -	2:21.014	9 -	2:27.348P	14 -	2:20.682		
5 -	2:22.462	10 -	3:49.679	15 -	2:19.624		

Weather/Track: Cloud/Dry

www.mstworld.com

Page 4 of 6

Oulton Park
Circuit Length = 2.6920 miles.
Start: 17:05 End: 17:46

Printed - 17:50 Sunday, 28 August 2011

Guards Trophy Race B GT Cars

RACE 8 - LAP ANALYSIS - Oulton Park 27/28/29 August 2011

(contd.)

72	Boot	Jaguar E-Type					
1 -	2:11.011	6 -	2:04.304	11 -	2:11.672P	16 -	2:04.578
2 -	2:03.969	7 -	2:02.987	12 -	3:21.536	17 -	2:06.709
3 -	2:05.214	8 -	2:05.267	13 -	2:02.943	18 -	2:05.908
4 -	2:04.131	9 -	2:04.181	14 -	2:03.918	19 -	2:04.945
5 -	2:05.388	10 -	2:04.771	15 -	2:03.741		
73	Sugden/Rutt	Jaguar E-Type					
1 -	2:25.616	6 -	2:07.355	11 -	3:25.982	16 -	2:08.772
2 -	2:10.469	7 -	2:06.912	12 -	2:07.010	17 -	2:07.214
3 -	2:09.815	8 -	2:08.357	13 -	2:07.279	18 -	2:08.103
4 -	2:07.173	9 -	2:08.583	14 -	2:07.195	19 -	2:07.379
5 -	2:06.663	10 -	2:14.581P	15 -	2:08.319		
74	Smith/Boyes	MG B					
1 -	2:33.211						
2 -	2:57.351P						
79	Garrad	TVR 400 Griffith					
1 -	2:08.076	6 -	2:03.643	11 -	2:03.598	16 -	2:03.935
2 -	2:02.651	7 -	2:03.421	12 -	2:09.809P	17 -	2:05.037
3 -	2:06.678	8 -	2:03.365	13 -	3:12.225	18 -	2:05.393
4 -	2:06.641	9 -	2:04.290	14 -	2:05.192	19 -	2:06.011
5 -	2:05.184	10 -	2:03.361	15 -	2:03.946		
84	Phillips	MG B					
1 -	2:45.762	6 -	2:28.404	11 -	3:47.492	16 -	2:30.059
2 -	2:36.776	7 -	2:31.234	12 -	2:27.176		
3 -	2:33.343	8 -	2:29.422	13 -	2:27.889		
4 -	2:31.294	9 -	2:29.788	14 -	2:30.434		
5 -	2:29.172	10 -	2:37.798P	15 -	2:29.939		
88	Somerville/Monk	Triumph TR4					
1 -	2:35.854	6 -	2:16.327	11 -	2:13.584	16 -	2:12.792
2 -	2:20.580	7 -	2:17.136	12 -	2:13.301	17 -	2:37.837P
3 -	2:20.207	8 -	2:16.330	13 -	2:12.356		
4 -	2:18.354	9 -	2:21.694P	14 -	2:11.988		
5 -	2:19.302	10 -	3:28.527	15 -	2:12.644		

Weather/Track: Cloud/Dry

www.mstworld.com

Page 5 of 6

Oulton Park
Circuit Length = 2.6920 miles.
Start: 17:05 End: 17:46

Printed - 17:50 Sunday, 28 August 2011

Guards Trophy Race B GT Cars

RACE 8 - LAP ANALYSIS - Oulton Park 27/28/29 August 2011

(contd.)

94	Sleep/Sleep	MG B					
1 -	2:30.874	6 -	2:12.228	11 -	2:12.715	16 -	2:18.021
2 -	2:17.318	7 -	2:13.192	12 -	2:12.276	17 -	2:17.210
3 -	2:16.016	8 -	2:12.438	13 -	2:20.061P	18 -	2:17.209
4 -	2:14.536	9 -	2:12.815	14 -	3:35.062		
5 -	2:12.674	10 -	2:11.992	15 -	2:18.084		
95	Welch	Austin Healey 3000					
1 -	2:12.862	6 -	2:06.340	11 -	2:05.406	16 -	2:04.969
2 -	2:05.119	7 -	2:05.775	12 -	2:07.852	17 -	2:05.419
3 -	2:05.255	8 -	2:05.735	13 -	2:12.020P	18 -	2:06.090
4 -	2:05.558	9 -	2:06.164	14 -	3:15.922	19 -	2:06.713
5 -	2:05.588	10 -	2:05.558	15 -	2:08.697		
98	Bentley	MG B					
1 -	2:25.323						
2 -	2:15.254						
3 -	2:15.571						
4 -	2:14.127						
5 -	2:22.538P						
190	Newman/Newman	Jaguar E-Type					
1 -	2:38.678	6 -	2:19.368	11 -	2:16.932	16 -	2:19.347
2 -	2:24.089	7 -	2:20.997	12 -	2:19.638	17 -	2:24.141
3 -	2:19.922	8 -	2:18.529	13 -	2:17.161		
4 -	2:20.488	9 -	2:27.482P	14 -	2:16.248		
5 -	2:20.955	10 -	3:37.741	15 -	2:18.526		

Weather/Track: Cloud/Dry

www.mstworld.com

Page 6 of 6

Oulton Park
Circuit Length = 2.6920 miles.
Start: 17:05 End: 17:46

Printed - 17:50 Sunday, 28 August 2011

Guards Trophy Race B GT Cars

RACE 8 - LAP CHART - Oulton Park 27/28/29 August 2011

Lap 1			Lap 2			Lap 3			Lap 4			Lap 5		
No	Behind	Laptime	No	Behind	Laptime	No	Behind	Laptime	No	Behind	Laptime	No	Behind	Laptime
33		2:02.168	33		1:56.960	33		1:57.211	33		1:57.525	33		1:57.082
47	1.449	2:03.617	47	1.741	1:57.252	47	2.203	1:57.673	84	1 LAP	2:33.343	47	3.143	1:57.774
6	1.704	2:03.872	6	2.357	1:57.613	6	2.884	1:57.738	47	2.451	1:57.773	6	5.066	1:58.796
46	3.351	2:05.519	46	4.558	1:58.167	46	7.892	2:00.545	6	3.352	1:57.993	46	18.441	2:04.672
79	5.908	2:08.076	79	11.599	2:02.651	79	21.066	2:06.678	46	10.851	2:00.484	61	1 LAP	2:33.977
72	8.843	2:11.011	72	15.852	2:03.969	72	23.855	2:05.214	51	1 LAP	2:38.073	37	1 LAP	2:27.187
95	10.694	2:12.862	95	18.853	2:05.119	95	26.897	2:05.255	79	30.182	2:06.641	84	1 LAP	2:31.294
28	13.362	2:15.530	28	24.724	2:08.322	28	36.187	2:08.674	72	30.461	2:04.131	79	38.284	2:05.184
22	15.236	2:17.404	22	27.163	2:08.887	22	38.930	2:08.978	95	34.930	2:05.558	72	38.767	2:05.388
57	16.292	2:18.460	57	29.430	2:10.098	57	43.520	2:11.301	28	46.606	2:07.944	95	43.436	2:05.588
64	20.860	2:23.028	64	35.042	2:11.142	73	49.561	2:09.815	22	50.150	2:08.745	51	1 LAP	2:35.638
98	23.155	2:25.323	73	36.957	2:10.469	17	51.587	2:10.813	57	56.461	2:10.466	28	57.598	2:08.074
73	23.448	2:25.616	17	37.985	2:11.096	64	52.585	2:14.754	73	59.209	2:07.173	22	1:01.997	2:08.929
59	23.518	2:25.686	36	38.542	2:11.473	32	52.581	2:10.770	17	1:01.099	2:07.037	73	1:08.790	2:06.663
17	23.849	2:26.017	32	39.022	2:09.450	36	52.838	2:11.507	32	1:01.698	2:06.642	57	1:10.547	2:11.168
36	24.029	2:26.197	98	41.449	2:15.254	15	57.324	2:11.649	36	1:03.957	2:08.644	17	1:11.270	2:07.253
15	26.367	2:28.535	15	42.886	2:13.479	98	59.809	2:15.571	64	1:07.253	2:12.193	32	1:12.400	2:07.784
32	26.532	2:28.700	59	45.657	2:19.099	59	1:04.552	2:16.106	15	1:08.999	2:09.200	36	1:17.544	2:10.669
27	27.206	2:29.374	27	47.835	2:17.589	7	1:05.247	2:14.368	98	1:16.411	2:14.127	15	1:20.933	2:09.016
5	27.973	2:30.141	7	48.090	2:17.007	5	1:07.180	2:15.780	7	1:21.566	2:13.844	64	1:21.625	2:11.454
7	28.043	2:30.211	5	48.611	2:17.598	27	1:07.455	2:16.831	59	1:24.412	2:17.385	7	1:37.034	2:12.550
94	28.706	2:30.874	94	49.064	2:17.318	94	1:07.869	2:16.016	5	1:24.635	2:14.980	5	1:38.921	2:11.368
74	31.043	2:33.211	66	53.636	2:17.788	66	1:12.946	2:16.521	94	1:24.880	2:14.536	94	1:40.472	2:12.674
20	31.861	2:34.029	20	55.539	2:20.638	20	1:15.360	2:17.032	27	1:26.651	2:16.721	98	1:41.867	2:22.538P
66	32.808	2:34.976	88	57.306	2:20.580	88	1:20.302	2:20.207	66	1:28.854	2:13.433	59	1:43.411	2:16.081
88	33.686	2:35.854	16	1:00.129	2:22.802	60	1:20.669	2:17.497	20	1:32.872	2:15.037	27	1:43.920	2:14.351
16	34.287	2:36.455	60	1:00.383	2:22.844	16	1:25.775	2:22.857	88	1:41.131	2:18.354	66	1:45.203	2:13.431
60	34.499	2:36.667	190	1:03.639	2:24.089	190	1:26.350	2:19.922	60	1:41.426	2:18.282	20	1:51.148	2:15.358
69	35.922	2:38.090	69	1:04.012	2:25.050	69	1:28.549	2:21.748	190	1:49.313	2:20.488			
190	36.510	2:38.678	61	1:12.180	2:29.833	61	1:44.484	2:29.515	16	1:51.629	2:23.379			
61	39.307	2:41.475	84	1:23.410	2:36.776	37	1:52.147	2:25.468	69	1:52.038	2:21.014			
84	43.594	2:45.762	37	1:23.890	2:36.973									
37	43.877	2:46.045	51	1:30.634	2:37.964									
51	49.630	2:51.798	74	1:31.434	2:57.351P									

Weather/Track: Cloud/Dry

www.mstworld.com

Page 1 of 4

Oulton Park
Circuit Length = 2.6920 miles.
Start: 17:05 End: 17:46

Printed - 17:51 Sunday, 28 August 2011

Guards Trophy Race B GT Cars

RACE 8 - LAP CHART - Oulton Park 27/28/29 August 2011

(contd.)

Lap 6			Lap 7			Lap 8			Lap 9			Lap 10		
No	Behind	Laptime	No	Behind	Laptime	No	Behind	Laptime	No	Behind	Laptime	No	Behind	Laptime
33		1:59.606	33		1:58.159	33		1:57.465	33		1:57.392	33		1:57.563
47	1.793	1:58.256	59	1 LAP	2:14.772	47	1.714	1:57.526	57	1 LAP	2:18.918P	47	4.999	2:00.998
88	1 LAP	2:19.302	47	1.653	1:58.019	7	1 LAP	2:10.670	47	1.564	1:57.242	36	1 LAP	2:12.051
60	1 LAP	2:19.744	66	1 LAP	2:14.506	5	1 LAP	2:10.968	64	1 LAP	2:12.699	17	1 LAP	2:28.276P
6	5.220	1:59.760	6	6.313	1:59.252	6	7.565	1:58.717	15	1 LAP	2:20.584P	37	2 LAPS	2:26.556
190	1 LAP	2:20.955	27	1 LAP	2:22.487P	94	1 LAP	2:13.192	6	8.573	1:58.400	6	15.701	2:04.691P
69	1 LAP	2:22.462	20	1 LAP	2:17.553	51	2 LAPS	2:37.572	84	2 LAPS	2:31.234	64	1 LAP	2:11.994
16	1 LAP	2:24.869	88	1 LAP	2:16.327	59	1 LAP	2:14.919	7	1 LAP	2:10.908	61	2 LAPS	2:27.625
46	23.686	2:04.851	60	1 LAP	2:16.068	66	1 LAP	2:14.016	5	1 LAP	2:10.314	5	1 LAP	2:11.660
79	42.321	2:03.643	46	29.489	2:03.962	20	1 LAP	2:15.651	94	1 LAP	2:12.438	7	1 LAP	2:16.696P
72	43.465	2:04.304	190	1 LAP	2:19.368	46	37.208	2:05.184	59	1 LAP	2:15.827	94	1 LAP	2:12.815
95	50.170	2:06.340	69	1 LAP	2:21.285	88	1 LAP	2:17.136	66	1 LAP	2:15.842	84	2 LAPS	2:29.422
37	1 LAP	2:25.296	16	1 LAP	2:21.401	60	1 LAP	2:16.922	46	46.543	2:06.727	66	1 LAP	2:16.095
61	1 LAP	2:30.662	79	47.583	2:03.421	27	1 LAP	2:32.005	20	1 LAP	2:22.587P	46	55.602	2:06.622
84	1 LAP	2:29.172	72	48.293	2:02.987	79	53.483	2:03.365	51	2 LAPS	2:43.552P	59	1 LAP	2:23.179P
28	1:05.967	2:07.975	95	57.786	2:05.775	72	56.095	2:05.267	79	1:00.381	2:04.290	79	1:06.179	2:03.361
22	1:10.809	2:08.418	37	1 LAP	2:23.318	190	1 LAP	2:20.997	88	1 LAP	2:16.330	72	1:10.092	2:04.771
73	1:16.539	2:07.355	28	1:16.602	2:08.794	69	1 LAP	2:21.253	60	1 LAP	2:18.379	95	1:22.823	2:05.558
17	1:21.069	2:09.405	22	1:22.363	2:09.713	95	1:06.056	2:05.735	72	1:02.884	2:04.181	88	1 LAP	2:21.694P
32	1:23.484	2:10.690	61	1 LAP	2:27.122	16	1 LAP	2:22.116	27	1 LAP	2:21.539P	60	1 LAP	2:21.863P
57	1:24.706	2:13.765	73	1:25.292	2:06.912	28	1:28.199	2:09.062	95	1:14.828	2:06.164	57	1 LAP	3:23.634
36	1:28.901	2:10.963	17	1:31.106	2:08.196	22	1:32.948	2:08.050	190	1 LAP	2:18.529	190	1 LAP	2:27.482P
15	1:29.527	2:08.200	32	1:32.415	2:07.090	73	1:36.184	2:08.357	69	1 LAP	2:20.849	28	1:56.185	2:14.620P
51	1 LAP	2:38.458	84	1 LAP	2:28.404	17	1:41.175	2:07.534	16	1 LAP	2:20.502	69	1 LAP	2:27.348P
64	1:33.319	2:11.300	57	1:37.020	2:10.473	32	1:41.611	2:06.661	28	1:39.128	2:08.321			
7	1:49.176	2:11.748	36	1:40.946	2:10.204	37	1 LAP	2:25.445	73	1:47.375	2:08.583			
5	1:50.905	2:11.590	15	1:41.219	2:09.851	36	1:54.071	2:10.590	22	1:48.113	2:12.557P			
94	1:53.094	2:12.228	64	1:47.460	2:12.300	61	1 LAP	2:30.319	32	1:57.365	2:13.146P			

Weather/Track: Cloud/Dry

www.mstworld.com

Page 2 of 4

Oulton Park
Circuit Length = 2.6920 miles.
Start: 17:05 End: 17:46

Printed - 17:51 Sunday, 28 August 2011

Guards Trophy Race B GT Cars

RACE 8 - LAP CHART - Oulton Park 27/28/29 August 2011

(contd.)

Lap 11			Lap 12			Lap 13			Lap 14			Lap 15		
No	Behind	Laptime	No	Behind	Laptime	No	Behind	Laptime	No	Behind	Laptime	No	Behind	Laptime
33		1:57.516	33		1:57.763	33		1:57.665	33		2:02.982P	47		3:07.489
16	2 LAPS	2:27.062P	47	4.305	1:57.477	47	3.183	1:56.543	47	1.416	2:01.215P	33	0.399	3:09.304
47	4.591	1:57.108	7	2 LAPS	3:28.015	36	2 LAPS	3:43.535	57	2 LAPS	2:12.065	32	2 LAPS	3:28.654P
73	1 LAP	2:14.581P	59	2 LAPS	3:35.495	7	2 LAPS	2:13.691	16	3 LAPS	2:22.350	66	2 LAPS	2:15.888
20	2 LAPS	3:31.409	20	2 LAPS	2:15.157	37	3 LAPS	3:37.411	69	3 LAPS	2:22.334	59	2 LAPS	2:14.456
64	1 LAP	2:10.971	64	1 LAP	2:16.933P	72	1 LAP	3:21.536	64	2 LAPS	3:27.701	6	23.712	2:00.397
36	1 LAP	2:20.360P	88	2 LAPS	3:28.527	66	2 LAPS	3:30.847	36	2 LAPS	2:11.663	20	2 LAPS	2:15.593
27	2 LAPS	3:34.251	27	2 LAPS	2:14.229	61	3 LAPS	3:46.321	7	2 LAPS	2:12.901	88	2 LAPS	2:12.356
37	2 LAPS	2:31.165P	60	2 LAPS	3:32.116	59	2 LAPS	2:15.653	79	1 LAP	3:12.225	27	2 LAPS	2:12.782
5	1 LAP	2:13.555	15	2 LAPS	2:13.490	20	2 LAPS	2:15.682	5	2 LAPS	3:33.282	60	2 LAPS	2:13.536
15	2 LAPS	4:42.323	94	1 LAP	2:12.715	88	2 LAPS	2:13.584	46	1 LAP	3:24.951	61	3 LAPS	2:25.147
94	1 LAP	2:11.992	5	1 LAP	2:19.384P	27	2 LAPS	2:13.384	37	3 LAPS	2:19.648	22	1 LAP	2:07.786
46	1:04.476	2:06.390	46	1:20.780	2:14.067P	60	2 LAPS	2:14.367	72	1 LAP	2:02.943	73	1 LAP	2:07.195
61	2 LAPS	2:35.085P	79	1:24.307	2:09.809P	94	1 LAP	2:12.276	66	2 LAPS	2:15.878	28	1 LAP	2:09.262
79	1:12.261	2:03.598	22	1 LAP	2:08.483	15	2 LAPS	2:12.845	59	2 LAPS	2:15.266	84	3 LAPS	2:27.176
22	1 LAP	3:21.014	28	1 LAP	3:29.199	51	4 LAPS	3:51.535	20	2 LAPS	2:16.380	190	2 LAPS	2:17.161
84	2 LAPS	2:29.788	190	2 LAPS	3:37.741	6	1:32.966	1:57.854	61	3 LAPS	2:25.387	57	1 LAP	2:11.360
66	1 LAP	2:23.971P	6	1:32.777	1:59.826	22	1 LAP	2:07.514	88	2 LAPS	2:13.301	64	1 LAP	2:11.883
72	1:24.248	2:11.672P	73	1 LAP	3:25.982	28	1 LAP	2:10.327	27	2 LAPS	2:13.204	79	1:36.118	2:03.946
32	1 LAP	3:27.459	95	1:40.802	2:07.852	73	1 LAP	2:07.010	60	2 LAPS	2:13.950	16	2 LAPS	2:17.911
95	1:30.713	2:05.406	17	1 LAP	2:15.643	190	2 LAPS	2:16.932	6	1:32.220	2:02.236	69	2 LAPS	2:18.395
6	1:30.714	3:12.529	32	1 LAP	2:17.818	95	1:55.157	2:12.020P	22	1 LAP	2:08.508	36	1 LAP	2:12.444
17	1 LAP	3:14.830	16	2 LAPS	3:46.762	32	1 LAP	2:08.437	94	1 LAP	2:20.061P	72	1:49.071	2:03.741
51	3 LAPS	4:30.664	69	2 LAPS	3:49.679				84	3 LAPS	3:47.492	46	1:50.925	2:07.660
57	1 LAP	2:10.690	57	1 LAP	2:11.088				73	1 LAP	2:07.279			
			84	2 LAPS	2:37.798P				28	1 LAP	2:09.734			
									190	2 LAPS	2:19.638			
									57	1 LAP	2:12.641			
									51	4 LAPS	2:57.253			
									64	1 LAP	2:13.442			
									16	2 LAPS	2:20.053			
									69	2 LAPS	2:20.214			
									79	2:41.077	2:05.192			
									36	1 LAP	2:12.660			
									7	1 LAP	2:11.722			
									46	2:52.170	2:07.086			
									72	2:54.235	2:03.918			
									5	1 LAP	2:11.282			
									37	2 LAPS	2:17.035			
									95	3:08.097	3:15.922			

Weather/Track: Cloud/Dry

www.mstworld.com

Page 3 of 4

Oulton Park
Circuit Length = 2.6920 miles.
Start: 17:05 End: 17:46

Printed - 17:51 Sunday, 28 August 2011

Guards Trophy Race B GT Cars

RACE 8 - LAP CHART - Oulton Park 27/28/29 August 2011

(contd.)

Lap 16			Lap 17			Lap 18			Lap 19			Lap 20		
No	Behind	Laptime	No	Behind	Laptime	No	Behind	Laptime	No	Behind	Laptime	No	Behind	Laptime
47		1:57.292	47		1:57.666	47		1:59.512	33		1:56.558	33		2:00.979
5	2 LAPS	2:13.911	46	1 LAP	2:06.837	33	2.464	1:57.901	57	2 LAPS	2:13.372	79	1 LAP	2:06.011
33	2.922	1:59.815	33	4.075	1:58.819	84	4 LAPS	2:30.434	47	7.543	2:06.565	47	3.358	1:56.794
95	1 LAP	2:08.697	36	2 LAPS	2:15.382	72	1 LAP	2:06.709	72	1 LAP	2:05.908	57	2 LAPS	2:12.098
94	2 LAPS	3:35.062	16	3 LAPS	2:19.865	64	2 LAPS	2:13.971	190	3 LAPS	2:19.347	72	1 LAP	2:04.945
51	5 LAPS	2:57.856	69	3 LAPS	2:20.682	46	1 LAP	2:06.691	46	1 LAP	2:06.434	46	1 LAP	2:07.976
7	2 LAPS	2:36.445	5	2 LAPS	2:11.394	36	2 LAPS	2:11.245	64	2 LAPS	2:14.492	61	4 LAPS	2:28.525
37	3 LAPS	2:20.296	95	1 LAP	2:04.969	95	1 LAP	2:05.419	95	1 LAP	2:06.090	95	1 LAP	2:06.713
6	25.725	1:59.305	6	26.558	1:58.499	6	25.592	1:58.546	36	2 LAPS	2:12.953	64	2 LAPS	2:14.914
59	2 LAPS	2:14.375	94	2 LAPS	2:18.084	16	3 LAPS	2:19.825	84	4 LAPS	2:29.939	190	3 LAPS	2:24.141
66	2 LAPS	2:15.471	7	2 LAPS	2:14.375	5	2 LAPS	2:12.145	5	2 LAPS	2:13.091	6	41.985	1:59.709
88	2 LAPS	2:11.988	37	3 LAPS	2:18.124	69	3 LAPS	2:19.624	6	43.255	2:16.685	36	2 LAPS	2:12.863
20	2 LAPS	2:15.486	59	2 LAPS	2:15.031	7	2 LAPS	2:14.188	69	3 LAPS	2:19.037	5	2 LAPS	2:12.506
22	1 LAP	2:07.353	66	2 LAPS	2:15.642	94	2 LAPS	2:18.021	16	3 LAPS	2:21.997	69	3 LAPS	2:15.198
27	2 LAPS	2:13.957	88	2 LAPS	2:12.644	37	3 LAPS	2:17.369	7	2 LAPS	2:13.341	84	4 LAPS	2:30.059
60	2 LAPS	2:12.691	22	1 LAP	2:07.896	59	2 LAPS	2:14.432	94	2 LAPS	2:17.210	16	3 LAPS	2:16.585
73	1 LAP	2:08.319	20	2 LAPS	2:14.587	66	2 LAPS	2:13.721	37	3 LAPS	2:17.381	7	2 LAPS	2:13.001
28	1 LAP	2:08.663	27	2 LAPS	2:15.258	22	1 LAP	2:09.568	22	1 LAP	2:07.305	94	2 LAPS	2:17.209
61	3 LAPS	2:25.322	60	2 LAPS	2:13.058	88	2 LAPS	2:12.792	59	2 LAPS	2:15.723	22	1 LAP	2:08.121
84	3 LAPS	2:27.889	73	1 LAP	2:08.772	20	2 LAPS	2:14.310	73	1 LAP	2:08.103	73	1 LAP	2:07.379
57	1 LAP	2:11.650	28	1 LAP	2:09.663	73	1 LAP	2:07.214	66	2 LAPS	2:18.775	37	3 LAPS	2:18.283
190	2 LAPS	2:16.248	61	3 LAPS	2:24.883	60	2 LAPS	2:13.653	20	2 LAPS	2:15.617	59	2 LAPS	2:15.165
79	1:42.761	2:03.935	57	1 LAP	2:10.991	28	1 LAP	2:09.761	28	1 LAP	2:09.139	28	1 LAP	2:08.846
64	1 LAP	2:12.277	79	1:50.132	2:05.037	27	2 LAPS	2:17.588	60	2 LAPS	2:13.185	66	2 LAPS	2:16.817
72	1:56.357	2:04.578	190	2 LAPS	2:18.526	79	1:56.013	2:05.393	27	2 LAPS	2:21.191	20	2 LAPS	2:13.557
						61	3 LAPS	2:26.093	88	2 LAPS	2:37.837P	60	2 LAPS	2:12.436
												27	2 LAPS	3:12.894P

Weather/Track: Cloud/Dry

www.mstworld.com

Page 4 of 4

Oulton Park
Circuit Length = 2.6920 miles.
Start: 17:05 End: 17:46

Printed - 17:51 Sunday, 28 August 2011

HSCC FJHRA Historic Formula Junior Race B Rear Engine

RACE 9 - QUALIFYING - Oulton Park 27/28/29 August 2011

POS	NO	CL	DRIVER	NAT	CAR	TIME	LAPS	GAP	MPH
1	1	E	Jon MILICEVIC		Cooper T59	2:14.102	7		72.26
2	53	E	Sam WILSON		Cooper T59	2:14.592	7	0.490	72.00
3	83	E	Denis WELCH		Lotus 22	2:15.530	6	1.428	71.50
4	84	E	Mark WOODHOUSE	Tr	Lotus 20/22	2:20.137	6	6.035	69.15
5	93	D2	Chris CHILCOTT		Lotus 20	2:22.557	7	8.455	67.98
6	68	E	James MURRAY		Lola Mk5A	2:22.673	6	8.571	67.92
7	71	D2	James HICKS		Caravelle Mk111	2:23.631	6	9.529	67.47
8	73	E	Peter ANSTISS		Lotus 20/22	2:24.982	6	10.880	66.84
9	72	E	John DOWSON		Brabham BT2	2:25.781	6	11.679	66.47
10	89	E	Mark PANGBORN		Lotus 20B	2:26.188	6	12.086	66.29
11	65	H	George COOPER		Cooper T59	2:28.084	6	13.982	65.44
12	95	E	Linden BRAND		Lotus 22	2:29.063	6	14.961	65.01
13	31	C2	Robert BARRIE		Lotus 18	2:33.761	6	19.659	63.02
14	45	C2	Peter MULLEN		Kieft	2:34.164	6	20.062	62.86
15	66	E	Sidney HOOLE		Brabham BT6	2:34.463	6	20.361	62.74
16	39	E	Roger EALAND		Koala P2	2:36.021	5	21.919	62.11
17	88	E	Kim SHEARN		Lotus 20/22	2:38.641	5	24.539	61.08
18	63	E	Laine MARTIN		Lotus 20	2:40.669	6	26.567	60.31
19	37	C2	James OWEN		Elva 200	2:43.462	6	29.360	59.28
20	56	E	Vernon WILLIAMSON		Ausper T4	2:44.508	3	30.406	58.91
21	42	C2	Chris WILKS		Deep Sanderson DS104	2:44.738	6	30.636	58.82
22	41	C2	John HUTCHISON		Lotus 18	2:45.345	6	31.243	58.61
23	96	H	Malcolm WISHART		Cooper T65	2:47.780	6	33.678	57.76
24	47	C1	Richard UTLEY		Caravelle Mk1	2:48.980	5	34.878	57.35
25	49	C2	Phoebe ROLT		Elva 200	2:51.579	4	37.477	56.48
26	40	D2	Peter FENICHEL		Cooper T56	2:58.718	5	44.616	54.22
27	46	C2	Sue SPENCE		Elva 200	2:58.905	5	44.803	54.17
28	94	D1	David GRUNBERG		Lotus 20	3:07.254	5	53.152	51.75
29	44	C2	Andrew ROBERTSON		Crossle 4F	10:30.649	1	8:16.547	15.36

Car 84 requires working transponder, regulation Q12.2.1 refers.

Weather/Track: Cloud/Wet.

These results are provisional until the conclusion of any judicial and technical matters.

Oulton Park

Circuit Length = 2.6920 miles.

Start: 16:42 End: 16:57

Clerk of the Course:		Timekeeper:
----------------------	--	-------------

HSCC FJHRA Historic Formula Junior Race B Rear Engine
RACE 9 - QUALIFYING LAP ANALYSIS - Oulton Park 27/28/29 August 2011

1	Jon MILICEVIC	Cooper T59
1 -	X:00.000	6 - 2:25.783
2 -	2:14.102	7 - 2:25.798
3 -	2:15.756	
4 -	2:19.703	
5 -	2:23.338	
31	Robert BARRIE	Lotus 18
1 -	X:00.000	6 - 2:47.040
2 -	2:37.933	
3 -	2:33.892	
4 -	2:33.761	
5 -	2:37.821	
37	James OWEN	Elva 200
1 -	X:00.000	6 - 2:51.389
2 -	2:45.529	
3 -	2:43.462	
4 -	2:46.021	
5 -	2:52.128	
39	Roger EALAND	Koala P2
1 -	X:00.000	
2 -	2:36.687	
3 -	2:36.021	
4 -	2:36.803	
5 -	2:40.798	
40	Peter FENICHEL	Cooper T56
1 -	X:00.000	
2 -	2:58.718	
3 -	3:15.299	
4 -	3:07.477	
5 -	3:05.458	
41	John HUTCHISON	Lotus 18
1 -	X:00.000	6 - 2:46.912
2 -	2:47.361	
3 -	2:45.345	
4 -	2:48.565	
5 -	2:49.519	

Car 84 requires working transponder, regulation Q12.2.1 refers.
 Weather/Track: Cloud/Wet.

HSCC FJHRA Historic Formula Junior Race B Rear Engine
RACE 9 - QUALIFYING LAP ANALYSIS - Oulton Park 27/28/29 August 2011
 (contd.)

42	Chris WILKS	Deep Sanderson DS104
1 - X:00.000 6 - 2:52.323 2 - 2:44.738 3 - 2:48.371 4 - 2:46.316 5 - 2:50.311		
44	Andrew ROBERTSON	Crossle 4F
1 - X:00.000		
45	Peter MULLEN	Kieft
1 - X:00.000 6 - 2:39.921 2 - 2:43.882 3 - 2:34.164 4 - 2:34.956 5 - 2:37.322		
46	Sue SPENCE	Elva 200
1 - X:00.000 2 - 2:58.905 3 - 3:00.652 4 - 3:13.268 5 - 3:09.618		
47	Richard UTLEY	Caravelle Mk1
1 - X:00.000 2 - 2:48.980 3 - 2:52.551 4 - 2:56.653 5 - 3:01.930		
49	Phoebe ROLT	Elva 200
1 - X:00.000 2 - 2:51.579 3 - 3:00.666 4 - 3:13.845		

Car 84 requires working transponder, regulation Q12.2.1 refers.
 Weather/Track: Cloud/Wet.

HSCC FJHRA Historic Formula Junior Race B Rear Engine
RACE 9 - QUALIFYING LAP ANALYSIS - Oulton Park 27/28/29 August 2011
 (contd.)

53	Sam WILSON	Cooper T59
1 -	X:00.000	6 - 2:23.607
2 -	2:18.646	7 - 2:23.725
3 -	2:14.592	
4 -	2:17.470	
5 -	2:19.686	
56	Vernon WILLIAMSON	Ausper T4
1 -	X:00.000	
2 -	2:44.508	
3 -	3:51.584P	
63	Laine MARTIN	Lotus 20
1 -	X:00.000	6 - 2:49.289
2 -	2:45.295	
3 -	2:40.669	
4 -	2:42.806	
5 -	2:47.280	
65	George COOPER	Cooper T59
1 -	X:00.000	6 - 2:38.399
2 -	2:28.084	
3 -	2:28.571	
4 -	2:30.685	
5 -	2:35.503	
66	Sidney HOOLE	Brabham BT6
1 -	X:00.000	6 - 2:39.744
2 -	2:43.120	
3 -	2:34.658	
4 -	2:34.463	
5 -	2:37.875	
68	James MURRAY	Lola Mk5A
1 -	X:00.000	6 - 2:31.382
2 -	2:24.969	
3 -	2:22.673	
4 -	2:23.158	
5 -	2:29.200	

Car 84 requires working transponder, regulation Q12.2.1 refers.
 Weather/Track: Cloud/Wet.

HSCC FJHRA Historic Formula Junior Race B Rear Engine
RACE 9 - QUALIFYING LAP ANALYSIS - Oulton Park 27/28/29 August 2011
 (contd.)

71	James HICKS		Caravelle Mk111
	1 - X:00.000	6 - 2:30.518	
	2 - 2:25.349		
	3 - 2:23.631		
	4 - 2:24.477		
	5 - 2:30.687		
72	John DOWSON		Brabham BT2
	1 - 9:53.515	6 - 2:38.673	
	2 - 2:25.781		
	3 - 2:30.554		
	4 - 2:27.417		
	5 - 2:38.788		
73	Peter ANSTISS		Lotus 20/22
	1 - 9:55.933	6 - 2:35.242	
	2 - 2:26.523		
	3 - 2:24.982		
	4 - 2:27.019		
	5 - 2:31.894		
83	Denis WELCH		Lotus 22
	1 - X:00.000	6 - 2:42.276P	
	2 - 2:19.165		
	3 - 2:15.530		
	4 - 2:18.166		
	5 - 2:24.961		
84	Mark WOODHOUSE	Tr	Lotus 20/22
	1 - X:00.000	6 - 2:32.153	
	2 - 2:23.126		
	3 - 2:20.137		
	4 - 2:22.676		
	5 - 2:29.406		
88	Kim SHEARN		Lotus 20/22
	1 - X:00.000		
	2 - 2:42.853		
	3 - 2:42.735		
	4 - 2:38.641		
	5 - 2:55.954P		

Car 84 requires working transponder, regulation Q12.2.1 refers.
 Weather/Track: Cloud/Wet.

HSCC FJHRA Historic Formula Junior Race B Rear Engine
RACE 9 - QUALIFYING LAP ANALYSIS - Oulton Park 27/28/29 August 2011
 (contd.)

89	Mark PANGBORN	Lotus 20B
1 -	X:00.000	6 - 2:35.457
2 -	2:26.188	
3 -	2:26.671	
4 -	2:27.620	
5 -	2:31.996	
93	Chris CHILCOTT	Lotus 20
1 -	9:51.130	6 - 2:30.453
2 -	2:23.965	7 - 2:31.389
3 -	2:22.557	
4 -	2:27.319	
5 -	2:27.884	
94	David GRUNBERG	Lotus 20
1 -	X:00.000	
2 -	3:07.254	
3 -	3:09.810	
4 -	3:08.212	
5 -	3:08.113	
95	Linden BRAND	Lotus 22
1 -	9:57.852	6 - 2:39.430
2 -	2:29.063	
3 -	2:30.880	
4 -	2:37.913	
5 -	2:42.563	
96	Malcolm WISHART	Cooper T65
1 -	X:00.000	6 - 2:53.177
2 -	2:58.675	
3 -	2:47.780	
4 -	2:48.472	
5 -	2:54.565	


Car 84 requires working transponder, regulation Q12.2.1 refers.
 Weather/Track: Cloud/Wet.

HSCC FJHRA Historic Formula Junior Race B Rear Engine

RACE 9 - GRID - Oulton Park 27/28/29 August 2011

ROW 15	44	ROBERTSON			
ROW 14		46	SPENCE	94	GRUNBERG
ROW 13	49	ROLT	40	FENICHEL	
ROW 12		96	WISHART	47	UTLEY
ROW 11	42	WILKS	41	HUTCHISON	
ROW 10		37	OWEN	56	WILLIAMSON
ROW 9	88	SHEARN	63	MARTIN	
ROW 8		66	HOOLE	39	EALAND
ROW 7	31	BARRIE	45	MULLEN	
ROW 6		65	COOPER	95	BRAND
ROW 5	72	DOWSON	89	PANGBORN	
ROW 4		71	HICKS	73	ANSTISS
ROW 3	93	CHILCOTT	68	MURRAY	
ROW 2		83	WELCH	84	WOODHOUSE
ROW 1	1	MILICEVIC	53	WILSON	

POLE



Car 84 requires working transponder, regulation Q12.2.1 refers.

Weather/Track: Cloud/Wet.

These results are provisional until the conclusion of any judicial and technical matters.

Oulton Park

Circuit Length = 2.6920 miles.

Start: 16:42 End: 16:57

Clerk of the Course:

Timekeeper:

HSCC FJHRA Historic Formula Junior Race B Rear Engine

RACE 9 - CLASSIFICATION - Oulton Park 27/28/29 August 2011

POS	NO	CL	DRIVER	NAT	CAR	TIME	LAPS	GAP	MPH	BEST
1	1	E	Jon MILICEVIC		Cooper T59	21:14.925	11		83.61	1:54.007
2	53	E	Sam WILSON		Cooper T59	21:15.585	11	0.660	83.57	1:52.822
3	83	E	Denis WELCH		Lotus 22	21:26.367	11	11.442	82.87	1:55.360
4	68	E	James MURRAY		Lola Mk5A	21:38.997	11	24.072	82.06	1:55.582
5	89	E	Mark PANGBORN		Lotus 20B	22:16.599	11	1:01.674	79.75	1:59.412
6	93	D2	Chris CHILCOTT		Lotus 20	22:22.722	11	1:07.797	79.39	1:59.302
7	73	E	Peter ANTISS		Lotus 20/22	23:00.675	11	1:45.750	77.21	2:02.980
8	45	C2	Peter MULLEN		Kieft	23:23.771	11	2:08.846	75.94	2:04.811
9	71	D2	James HICKS		Caravelle Mk111	23:27.358	11	2:12.433	75.74	2:03.804
10	44	C2	Andrew ROBERTSON		Crossle 4F	21:20.467	10	1 LAP	75.68	2:04.641
11	31	C2	Robert BARRIE		Lotus 18	21:21.699	10	1 LAP	75.61	2:05.621
12	72	E	John DOWSON		Brabham BT2	21:27.536	10	1 LAP	75.26	2:03.564
13	39	E	Roger EALAND		Koala P2	21:55.784	10	1 LAP	73.65	2:08.401
14	41	C2	John HUTCHISON		Lotus 18	21:57.932	10	1 LAP	73.53	2:09.463
15	63	E	Laine MARTIN		Lotus 20	22:35.374	10	1 LAP	71.50	2:09.542
16	49	C2	Phoebe ROLT		Elva 200	22:42.333	10	1 LAP	71.13	2:09.991
17	37	C2	James OWEN		Elva 200	22:47.889	10	1 LAP	70.84	2:12.365
18	47	C1	Richard UTLEY		Caravelle Mk1	23:07.762	10	1 LAP	69.83	2:14.678
19	88	E	Kim SHEARN		Lotus 20/22	23:30.437	10	1 LAP	68.71	2:16.497
20	46	C2	Sue SPENCE		Elva 200	21:30.238	9	2 LAPS	67.60	2:19.926
21	96	H	Malcolm WISHART		Cooper T65	21:31.297	9	2 LAPS	67.54	2:18.570
22	40	D2	Peter FENICHEL		Cooper T56	21:34.689	9	2 LAPS	67.36	2:21.586
23	42	C2	Chris WILKS		Deep Sanderson DS104	21:42.412	9	2 LAPS	66.96	2:16.307
24	94	D1	David GRUNBERG		Lotus 20	22:40.129	9	2 LAPS	64.12	2:27.497

NOT CLASSIFIED

66	E	Sidney HOOLE		Brabham BT6	20:58.791	10	D.N.F.	76.98	2:02.321
84	E	Mark WOODHOUSE		Lotus 20/22	14:08.614	7	D.N.F.	79.94	1:58.119
65	H	George COOPER		Cooper T59	14:31.534	6	D.N.F.	66.71	2:13.581
95	E	Linden BRAND		Lotus 22	2:34.608	1	D.N.F.	62.68	

FASTEST LAP

53	E	Sam WILSON		Cooper T59	1:52.822	10	85.89mph	138.23kph
93	D2	Chris CHILCOTT		Lotus 20	1:59.302	3	81.23mph	130.73kph
44	C2	Andrew ROBERTSON		Crossle 4F	2:04.641	4	77.75mph	125.13kph
65	H	George COOPER		Cooper T59	2:13.581	2	72.54mph	116.75kph
47	C1	Richard UTLEY		Caravelle Mk1	2:14.678	4	71.95mph	115.80kph
94	D1	David GRUNBERG		Lotus 20	2:27.497	9	65.70mph	105.74kph

Weather/Track: Cloud/Dry

These results are provisional until the conclusion of any judicial and technical matters.

Oulton Park
Circuit Length = 2.6920 miles.
Start: 18:00 End: 18:21

Clerk of the Course:

Timekeeper:

HSCC FJHRA Historic Formula Junior Race B Rear Engine

RACE 9 - LAP ANALYSIS - Oulton Park 27/28/29 August 2011

1	Jon MILICEVIC	Cooper T59
1 -	1:59.593	6 - 1:58.163
2 -	1:54.975	7 - 1:55.555
3 -	1:54.289	8 - 1:55.415
4 -	1:54.007	9 - 1:56.873
5 -	1:56.239	10 - 1:54.557
11 -	1:55.259	
31	Robert BARRIE	Lotus 18
1 -	2:19.137	6 - 2:08.230
2 -	2:05.941	7 - 2:09.127
3 -	2:05.621	8 - 2:07.011
4 -	2:06.791	9 - 2:06.202
5 -	2:07.665	10 - 2:05.974
37	James OWEN	Elva 200
1 -	2:28.571	6 - 2:18.227
2 -	2:16.072	7 - 2:15.830
3 -	2:16.186	8 - 2:13.284
4 -	2:16.343	9 - 2:15.835
5 -	2:15.176	10 - 2:12.365
39	Roger EALAND	Koala P2
1 -	2:19.872	6 - 2:09.832
2 -	2:09.470	7 - 2:09.476
3 -	2:09.682	8 - 2:13.318
4 -	2:12.373	9 - 2:10.804
5 -	2:12.556	10 - 2:08.401
40	Peter FENICHEL	Cooper T56
1 -	2:33.497	6 - 2:22.033
2 -	2:22.097	7 - 2:23.122
3 -	2:21.803	8 - 2:22.708
4 -	2:23.983	9 - 2:23.860
5 -	2:21.586	
41	John HUTCHISON	Lotus 18
1 -	2:21.967	6 - 2:09.710
2 -	2:13.722	7 - 2:10.050
3 -	2:10.055	8 - 2:14.009
4 -	2:09.627	9 - 2:09.726
5 -	2:09.463	10 - 2:09.603

Weather/Track: Cloud/Dry

www.mstworld.com

Page 1 of 5

Oulton Park
Circuit Length = 2.6920 miles.
Start: 18:00 End: 18:21

Printed - 18:26 Sunday, 28 August 2011

HSCC FJHRA Historic Formula Junior Race B Rear Engine
RACE 9 - LAP ANALYSIS - Oulton Park 27/28/29 August 2011
 (contd.)

42	Chris WILKS	Deep Sanderson DS104	
1 -	2:30.293	6 - 2:16.415	
2 -	2:19.257	7 - 2:17.825	
3 -	2:20.086	8 - 2:16.307	
4 -	2:18.792	9 - 3:06.157	
5 -	2:17.280		
44	Andrew ROBERTSON	Crossle 4F	
1 -	2:20.241	6 - 2:06.730	
2 -	2:07.509	7 - 2:08.127	
3 -	2:06.245	8 - 2:07.609	
4 -	2:04.641	9 - 2:07.694	
5 -	2:05.838	10 - 2:05.833	
45	Peter MULLEN	Kieft	
1 -	2:16.627	6 - 2:06.317	11 - 2:08.323
2 -	2:08.066	7 - 2:07.531	
3 -	2:04.885	8 - 2:06.526	
4 -	2:04.986	9 - 2:10.516	
5 -	2:04.811	10 - 2:05.183	
46	Sue SPENCE	Elva 200	
1 -	2:31.074	6 - 2:23.157	
2 -	2:23.900	7 - 2:23.556	
3 -	2:21.490	8 - 2:24.495	
4 -	2:22.397	9 - 2:20.243	
5 -	2:19.926		
47	Richard UTLEY	Caravelle Mk1	
1 -	2:33.766	6 - 2:15.906	
2 -	2:20.497	7 - 2:16.420	
3 -	2:16.281	8 - 2:16.884	
4 -	2:14.678	9 - 2:18.709	
5 -	2:17.021	10 - 2:17.600	
49	Phoebe ROLT	Elva 200	
1 -	2:34.835	6 - 2:12.223	
2 -	2:18.122	7 - 2:11.665	
3 -	2:17.013	8 - 2:09.991	
4 -	2:12.965	9 - 2:17.309	
5 -	2:16.036	10 - 2:12.174	

Weather/Track: Cloud/Dry

www.mstworld.com

Page 2 of 5

Oulton Park
 Circuit Length = 2.6920 miles.
 Start: 18:00 End: 18:21

Printed - 18:26 Sunday, 28 August 2011

HSCC FJHRA Historic Formula Junior Race B Rear Engine
RACE 9 - LAP ANALYSIS - Oulton Park 27/28/29 August 2011
 (contd.)

53	Sam WILSON	Cooper T59
1 - 2:02.939	6 - 1:58.478	11 - 1:54.278
2 - 1:55.367	7 - 1:58.755	
3 - 1:54.965	8 - 1:53.016	
4 - 1:54.264	9 - 1:54.840	
5 - 1:55.861	10 - 1:52.822	
63	Laine MARTIN	Lotus 20
1 - 2:32.189	6 - 2:12.464	
2 - 2:18.744	7 - 2:11.793	
3 - 2:17.634	8 - 2:09.542	
4 - 2:14.077	9 - 2:11.255	
5 - 2:15.611	10 - 2:12.065	
65	George COOPER	Cooper T59
1 - 2:15.201	6 - 2:46.307P	
2 - 2:13.581		
3 - 2:19.306		
4 - 2:22.976		
5 - 2:34.163		
66	Sidney HOOLE	Brabham BT6
1 - 2:16.963	6 - 2:02.321	
2 - 2:05.916	7 - 2:03.290	
3 - 2:03.932	8 - 2:05.504	
4 - 2:04.972	9 - 2:08.034	
5 - 2:02.651	10 - 2:05.208	
68	James MURRAY	Lola Mk5A
1 - 2:02.976	6 - 1:56.773	11 - 1:55.873
2 - 1:56.788	7 - 1:57.217	
3 - 1:55.899	8 - 2:08.246	
4 - 1:55.582	9 - 1:55.979	
5 - 1:56.689	10 - 1:56.975	
71	James HICKS	Caravelle Mk111
1 - 2:13.068	6 - 2:03.804	11 - 2:11.070
2 - 2:05.853	7 - 2:05.355	
3 - 2:04.292	8 - 2:05.428	
4 - 2:04.683	9 - 2:24.304	
5 - 2:04.242	10 - 2:05.259	

Weather/Track: Cloud/Dry

www.mstworld.com

Page 3 of 5

Oulton Park
 Circuit Length = 2.6920 miles.
 Start: 18:00 End: 18:21
 Printed - 18:26 Sunday, 28 August 2011

HSCC FJHRA Historic Formula Junior Race B Rear Engine
RACE 9 - LAP ANALYSIS - Oulton Park 27/28/29 August 2011
 (contd.)

72	John DOWSON	Brabham BT2
1 - 2:11.400	6 - 2:04.121	
2 - 2:05.655	7 - 2:03.915	
3 - 2:03.818	8 - 2:06.308	
4 - 2:06.023	9 - 2:34.058	
5 - 2:03.564	10 - 2:08.674	
73	Peter ANSTISS	Lotus 20/22
1 - 2:12.028	6 - 2:04.534	11 - 2:06.923
2 - 2:05.366	7 - 2:03.155	
3 - 2:03.942	8 - 2:06.711	
4 - 2:04.632	9 - 2:04.988	
5 - 2:02.980	10 - 2:05.416	
83	Denis WELCH	Lotus 22
1 - 2:02.537	6 - 1:56.520	11 - 1:57.897
2 - 1:56.932	7 - 1:56.794	
3 - 1:55.667	8 - 1:55.360	
4 - 1:55.852	9 - 1:56.376	
5 - 1:56.543	10 - 1:55.889	
84	Mark WOODHOUSE	Lotus 20/22
1 - 2:05.146	6 - 2:01.867	
2 - 1:59.016	7 - 2:02.437	
3 - 1:58.119		
4 - 2:00.236		
5 - 2:01.793		
88	Kim SHEARN	Lotus 20/22
1 - 2:28.942	6 - 2:20.868	
2 - 2:16.497	7 - 2:25.903	
3 - 2:17.164	8 - 2:22.485	
4 - 2:19.136	9 - 2:21.280	
5 - 2:19.119	10 - 2:19.043	
89	Mark PANGBORN	Lotus 20B
1 - 2:09.256	6 - 2:00.468	11 - 2:02.554
2 - 2:01.013	7 - 2:00.899	
3 - 1:59.412	8 - 1:59.916	
4 - 2:00.031	9 - 2:01.038	
5 - 2:00.099	10 - 2:01.913	

Weather/Track: Cloud/Dry

HSCC FJHRA Historic Formula Junior Race B Rear Engine
RACE 9 - LAP ANALYSIS - Oulton Park 27/28/29 August 2011
 (contd.)

93	Chris CHILCOTT	Lotus 20
1 -	2:06.185	6 - 2:01.590
2 -	1:59.377	7 - 2:00.711
3 -	1:59.302	8 - 2:01.460
4 -	2:00.992	9 - 2:01.407
5 -	2:00.957	10 - 2:10.077
94	David GRUNBERG	Lotus 20
1 -	2:37.491	6 - 2:32.933
2 -	2:28.011	7 - 2:31.890
3 -	2:28.449	8 - 2:30.067
4 -	2:31.650	9 - 2:27.497
5 -	2:32.141	
95	Linden BRAND	Lotus 22
1 -	2:34.608P	
96	Malcolm WISHART	Cooper T65
1 -	2:30.799	6 - 2:21.655
2 -	2:23.601	7 - 2:23.621
3 -	2:21.971	8 - 2:25.379
4 -	2:24.326	9 - 2:18.570
5 -	2:21.375	

Weather/Track: Cloud/Dry

www.mstworld.com

Page 5 of 5

Oulton Park
 Circuit Length = 2.6920 miles.
 Start: 18:00 End: 18:21
 Printed - 18:26 Sunday, 28 August 2011

HSCC FJHRA Historic Formula Junior Race B Rear Engine

RACE 9 - LAP CHART - Oulton Park 27/28/29 August 2011

Lap 1			Lap 2			Lap 3			Lap 4			Lap 5		
No	Behind	Laptime	No	Behind	Laptime	No	Behind	Laptime	No	Behind	Laptime	No	Behind	Laptime
1		1:59.593	1		1:54.975	1		1:54.289	1		1:54.007	1		1:56.239
83	2.944	2:02.537	53	3.738	1:55.367	53	4.414	1:54.965	53	4.671	1:54.264	96	1 LAP	2:24.326
53	3.346	2:02.939	83	4.901	1:56.932	83	6.279	1:55.667	83	8.124	1:55.852	40	1 LAP	2:23.983
68	3.383	2:02.976	68	5.196	1:56.788	68	6.806	1:55.899	68	8.381	1:55.582	53	4.293	1:55.861
84	5.553	2:05.146	84	9.594	1:59.016	84	13.424	1:58.119	84	19.653	2:00.236	83	8.428	1:56.543
93	6.592	2:06.185	93	10.994	1:59.377	93	16.007	1:59.302	93	22.992	2:00.992	68	8.831	1:56.689
89	9.663	2:09.256	89	15.701	2:01.013	89	20.824	1:59.412	89	26.848	2:00.031	84	25.207	2:01.793
72	11.807	2:11.400	72	22.487	2:05.655	72	32.016	2:03.818	73	43.104	2:04.632	94	1 LAP	2:31.650
73	12.435	2:12.028	73	22.826	2:05.366	73	32.479	2:03.942	72	44.032	2:06.023	93	27.710	2:00.957
71	13.475	2:13.068	71	24.353	2:05.853	71	34.356	2:04.292	71	45.032	2:04.683	89	30.708	2:00.099
65	15.608	2:15.201	66	28.311	2:05.916	66	37.954	2:03.932	66	48.919	2:04.972	73	49.845	2:02.980
45	17.034	2:16.627	45	30.125	2:08.066	45	40.721	2:04.885	45	51.700	2:04.986	72	51.357	2:03.564
66	17.370	2:16.963	31	30.510	2:05.941	31	41.842	2:05.621	31	54.626	2:06.791	71	53.035	2:04.242
31	19.544	2:19.137	44	33.182	2:07.509	44	45.138	2:06.245	44	55.772	2:04.641	66	55.331	2:02.651
39	20.279	2:19.872	65	34.214	2:13.581	39	50.167	2:09.682	39	1:08.533	2:12.373	45	1:00.272	2:04.811
44	20.648	2:20.241	39	34.774	2:09.470	41	56.887	2:10.055	41	1:12.507	2:09.627	44	1:05.371	2:05.838
41	22.374	2:21.967	41	41.121	2:13.722	65	59.231	2:19.306	65	1:28.200	2:22.976	31	1:06.052	2:07.665
37	28.978	2:28.571	37	50.075	2:16.072	37	1:11.972	2:16.186	37	1:34.308	2:16.343	39	1:24.850	2:12.556
88	29.349	2:28.942	88	50.871	2:16.497	88	1:13.746	2:17.164	88	1:38.875	2:19.136	41	1:25.731	2:09.463
42	30.700	2:30.293	42	54.982	2:19.257	63	1:19.710	2:17.634	63	1:39.780	2:14.077	37	1:53.245	2:15.176
96	31.206	2:30.799	63	56.365	2:18.744	42	1:20.779	2:20.086	49	1:40.071	2:12.965			
46	31.481	2:31.074	49	58.389	2:18.122	49	1:21.113	2:17.013	47	1:42.358	2:14.678			
63	32.596	2:32.189	47	59.695	2:20.497	47	1:21.687	2:16.281	42	1:45.564	2:18.792			
40	33.904	2:33.497	96	59.832	2:23.601	96	1:27.514	2:21.971	46	1:55.997	2:22.397			
95	35.015	2:34.608P	46	1:00.406	2:23.900	46	1:27.607	2:21.490						
47	34.173	2:33.766	40	1:01.026	2:22.097	40	1:28.540	2:21.803						
49	35.242	2:34.835	94	1:10.934	2:28.011	94	1:45.094	2:28.449						
94	37.898	2:37.491												

Weather/Track: Cloud/Dry

www.mstworld.com

Page 1 of 3

Oulton Park
Circuit Length = 2.6920 miles.
Start: 18:00 End: 18:21

Printed - 18:26 Sunday, 28 August 2011

HSCC FJHRA Historic Formula Junior Race B Rear Engine
RACE 9 - LAP CHART - Oulton Park 27/28/29 August 2011
 (contd.)

Lap 6			Lap 7			Lap 8			Lap 9			Lap 10		
No	Behind	Laptime	No	Behind	Laptime	No	Behind	Laptime	No	Behind	Laptime	No	Behind	Laptime
1		1:58.163	1		1:55.555	1		1:55.415	1		1:56.873	1		1:54.557
63	1 LAP	2:15.611	53	7.808	1:58.755	53	5.409	1:53.016	53	3.376	1:54.840	53	1.641	1:52.822
49	1 LAP	2:16.036	83	8.024	1:56.794	83	7.969	1:55.360	83	7.472	1:56.376	83	8.804	1:55.889
88	1 LAP	2:19.119	68	9.103	1:57.217	68	21.934	2:08.246	39	1 LAP	2:13.318	68	23.458	1:56.975
53	4.608	1:58.478	37	1 LAP	2:18.227	63	1 LAP	2:11.793	41	1 LAP	2:14.009	39	1 LAP	2:10.804
47	1 LAP	2:17.021	63	1 LAP	2:12.464	49	1 LAP	2:11.665	94	2 LAPS	2:31.890	41	1 LAP	2:09.726
83	6.785	1:56.520	49	1 LAP	2:12.223	37	1 LAP	2:15.830	68	21.040	1:55.979	94	2 LAPS	2:30.067
68	7.441	1:56.773	47	1 LAP	2:15.906	93	42.338	2:01.460	93	46.872	2:01.407	89	54.379	2:01.913
65	1 LAP	2:34.163	88	1 LAP	2:20.868	89	42.858	1:59.916	63	1 LAP	2:09.542	93	1:02.392	2:10.077
42	1 LAP	2:17.280	42	1 LAP	2:16.415	47	1 LAP	2:16.420	89	47.023	2:01.038	63	1 LAP	2:11.255
46	1 LAP	2:19.926	84	35.793	2:02.437	42	1 LAP	2:17.825	49	1 LAP	2:09.991	49	1 LAP	2:17.309
96	1 LAP	2:21.375	93	36.293	2:00.711	88	1 LAP	2:25.903	37	1 LAP	2:13.284	37	1 LAP	2:15.835
40	1 LAP	2:21.586	89	38.357	2:00.899	73	1:15.112	2:06.711	47	1 LAP	2:16.884	47	1 LAP	2:18.709
84	28.911	2:01.867	46	1 LAP	2:23.157	72	1:16.568	2:06.308	42	1 LAP	2:16.307	73	1:34.086	2:05.416
93	31.137	2:01.590	96	1 LAP	2:21.655	46	1 LAP	2:23.556	73	1:23.227	2:04.988	66	1:39.125	2:05.208
89	33.013	2:00.468	40	1 LAP	2:22.033	66	1:17.313	2:05.504	88	1 LAP	2:22.485	88	1 LAP	2:21.280
73	56.216	2:04.534	65	1 LAP	2:46.307P	71	1:18.489	2:05.428	66	1:28.474	2:08.034			
72	57.315	2:04.121	73	1:03.816	2:03.155	96	1 LAP	2:23.621	46	1 LAP	2:24.495			
71	58.676	2:03.804	72	1:05.675	2:03.915	40	1 LAP	2:23.122	45	1:45.156	2:10.516			
66	59.489	2:02.321	66	1:07.224	2:03.290	45	1:31.513	2:06.526	40	1 LAP	2:22.708			
94	1 LAP	2:32.141	71	1:08.476	2:05.355	44	1:38.704	2:07.609	71	1:45.920	2:24.304			
45	1:08.426	2:06.317	45	1:20.402	2:07.531	31	1:41.287	2:07.011	96	1 LAP	2:25.379			
44	1:13.938	2:06.730	44	1:26.510	2:08.127				44	1:49.525	2:07.694			
31	1:16.119	2:08.230	31	1:29.691	2:09.127				31	1:50.616	2:06.202			
39	1:36.519	2:09.832	94	1 LAP	2:32.933				72	1:53.753	2:34.058			
41	1:37.278	2:09.710	39	1:50.440	2:09.476									
			41	1:51.773	2:10.050									

Weather/Track: Cloud/Dry

www.mstworld.com

Page 2 of 3

Oulton Park
 Circuit Length = 2.6920 miles.
 Start: 18:00 End: 18:21

Printed - 18:26 Sunday, 28 August 2011

HSCC FJHRA Historic Formula Junior Race B Rear Engine
RACE 9 - LAP CHART - Oulton Park 27/28/29 August 2011
 (contd.)

Lap 11			Lap 12			Lap 13			Lap 14			Lap 15		
No	Behind	Laptime	No	Behind	Laptime	No	Behind	Laptime	No	Behind	Laptime	No	Behind	Laptime
1		1:55.259												
45	1 LAP	2:05.183												
53	0.660	1:54.278												
71	1 LAP	2:05.259												
44	1 LAP	2:05.833												
31	1 LAP	2:05.974												
83	11.442	1:57.897												
72	1 LAP	2:08.674												
46	2 LAPS	2:20.243												
96	2 LAPS	2:18.570												
40	2 LAPS	2:23.860												
68	24.072	1:55.873												
42	2 LAPS	3:06.157												
39	1 LAP	2:08.401												
41	1 LAP	2:09.603												
89	1:01.674	2:02.554												
93	1:07.797	2:00.664												
63	1 LAP	2:12.065												
94	2 LAPS	2:27.497												
49	1 LAP	2:12.174												
37	1 LAP	2:12.365												
73	1:45.750	2:06.923												
47	1 LAP	2:17.600												
45	2:08.846	2:08.323												
71	2:12.433	2:11.070												
88	1 LAP	2:19.043												

Weather/Track: Cloud/Dry

www.mstworld.com

HSCC Grand Stand Motor Sport Historic Formula Ford

RACE 10 - QUALIFYING - Oulton Park 27/28/29 August 2011

POS	NO	CL	DRIVER	NAT	CAR	TIME	LAPS	GAP	MPH
1	5		Benn SIMMS		Alexis Mk14	2:10.964	3		73.99
2	31		Robert WAINWRIGHT		Elden Mk8	2:15.154	3	4.190	71.70
3	57		David WILD		Lola T200	2:16.471	3	5.507	71.01
4	3		John MURPHY		Merlyn 20A	2:17.258	3	6.294	70.60
5	21		Benjamin MITCHELL		Merlyn Mk20	2:17.320	4	6.356	70.57
6	61		Harvey SYKES		Merlyn Mk17	2:17.576	3	6.612	70.44
7	7		Derek RODGERS		Merlyn Mk11A17	2:17.982	3	7.018	70.23
8	38		Pertti KIIVERI		Kvantti Mk1	2:18.604	3	7.640	69.92
9	43		Callum GRANT		Merlyn Mk20a	2:19.086	3	8.122	69.67
10	62		Ian ASHLEY		Lola T200	2:20.300	3	9.336	69.07
11	18		Stuart DIX		Cooper Chinook Formula Ford	2:20.304	3	9.340	69.07
12	16		Simon TOYNE		Lola T200	2:22.027	3	11.063	68.23
13	6		Stuart BAIRD		Merlyn Mk11A	2:22.381	3	11.417	68.06
14	63		Matthew STURMER		Macon MR8	2:24.246	3	13.282	67.18
15	60		James BUCKTON		Elden Mk8	2:24.352	3	13.388	67.13
16	30		John FARRELL		Merlyn Mk20	2:25.604	3	14.640	66.55
17	35		Kevin GOATER		Macon MR8	2:26.723	3	15.759	66.05
18	90	N	John SLACK		Lola T200	2:27.704	2	16.740	65.61
19	27		Dick DIXON		Lotus 61	2:27.708	3	16.744	65.61
20	33		Roger WAITE		Lola T200	2:27.903	2	16.939	65.52
21	77		Chris SHARPLES		Palliser WDF1	2:27.918	3	16.954	65.51
22	25		Philip WALKER		Crossle 16F	2:29.498	3	18.534	64.82
23	91	N	John CROWELL		Lola T200	2:30.568	3	19.604	64.36
24	47		Louis HANJOUL		Ford Eldon Mk8/10	2:31.174	3	20.210	64.10
25	17		Brian MORRIS		Macon MR7	2:31.221	3	20.257	64.08
26	28		Michael WALES		Merlyn Mk20	2:32.736	3	21.772	63.45
27	55		Roger ARNOLD		Merlyn Mk20	2:33.057	3	22.093	63.31
28	75		David OWEN		Merlyn Mk20	2:33.538	2	22.574	63.11
29	8		Andrew MANSELL		Merlyn Mk11A	2:33.770	3	22.806	63.02
30	54		Alex MEEK		Merlyn Mk20A	2:34.405	2	23.441	62.76
31	46		Mike BROMLEY		Merlyn Mk11A	2:39.495	3	28.531	60.76
32	92	N	Nicholas BALL		Merlyn Mk20A	2:41.619	2	30.655	59.96
33	93	N	Ciro PAVESI		Merlyn Mk20	2:44.302	3	33.338	58.98
34	24		Andrew THORPE		Lotus 51	2:50.124	2	39.160	56.96
35	86		Alan FAIRBROTHER		Merlyn Mk20	23:06.037	1	20:55.073	6.99

Cars 8, 35 times disallowed when chicane cut.

Weather/Track: Cloud/Damp

These results are provisional until the conclusion of any judicial and technical matters.

Oulton Park

Circuit Length = 2.6920 miles.

Start: 08:30 End: 08:49

Clerk of the Course:	Timekeeper:
----------------------	-------------

HSCC Grand Stand Motor Sport Historic Formula Ford
RACE 10 - QUALIFYING LAP ANALYSIS - Oulton Park 27/28/29 August 2011

3	John MURPHY	Merlyn 20A
1 - X:00.000 2 - 2:20.199 3 - 2:17.258		
5	Benn SIMMS	Alexis Mk14
1 - X:00.000 2 - 2:15.984 3 - 2:10.964		
6	Stuart BAIRD	Merlyn Mk11A
1 - X:00.000 2 - 2:22.381 3 - 2:24.567		
7	Derek RODGERS	Merlyn Mk11A17
1 - X:00.000 2 - 2:18.435 3 - 2:17.982		
8	Andrew MANSELL	Merlyn Mk11A
1 - X:00.000 2 - 2:33.770 3 - 2:26.667D		
16	Simon TOYNE	Lola T200
1 - X:00.000 2 - 2:22.572 3 - 2:22.027		

Cars 8, 35 times disallowed when chicane cut.
 Weather/Track: Cloud/Damp

HSCC Grand Stand Motor Sport Historic Formula Ford
RACE 10 - QUALIFYING LAP ANALYSIS - Oulton Park 27/28/29 August 2011
 (contd.)

17	Brian MORRIS	Macon MR7
1 - X:00.000 2 - 2:34.266 3 - 2:31.221		
18	Stuart DIX	Cooper Chinook Formula Ford
1 - X:00.000 2 - 2:23.347 3 - 2:20.304		
21	Benjamin MITCHELL	Merlyn Mk20
1 - X:00.000 2 - X:00.000 3 - 2:23.149 4 - 2:17.320		
24	Andrew THORPE	Lotus 51
1 - X:00.000 2 - 2:50.124		
25	Philip WALKER	Crossle 16F
1 - X:00.000 2 - 2:36.517 3 - 2:29.498		
27	Dick DIXON	Lotus 61
1 - X:00.000 2 - 2:30.932 3 - 2:27.708		

Cars 8, 35 times disallowed when chicane cut.
 Weather/Track: Cloud/Damp

HSCC Grand Stand Motor Sport Historic Formula Ford
RACE 10 - QUALIFYING LAP ANALYSIS - Oulton Park 27/28/29 August 2011
 (contd.)

28	Michael WALES	Merlyn Mk20
1 - X:00.000 2 - 2:34.872 3 - 2:32.736		
30	John FARRELL	Merlyn Mk20
1 - X:00.000P 2 - 2:53.138 3 - 2:25.604		
31	Robert WAINWRIGHT	Elden Mk8
1 - X:00.000 2 - 2:15.154 3 - 2:17.995		
33	Roger WAITE	Lola T200
1 - X:00.000 2 - 2:27.903		
35	Kevin GOATER	Macon MR8
1 - X:00.000 2 - 2:26.723 3 - 2:23.683D		
38	Pertti KIIVERI	Kvantti Mk1
1 - X:00.000 2 - 2:19.840 3 - 2:18.604		

Cars 8, 35 times disallowed when chicane cut.
 Weather/Track: Cloud/Damp

HSCC Grand Stand Motor Sport Historic Formula Ford
RACE 10 - QUALIFYING LAP ANALYSIS - Oulton Park 27/28/29 August 2011
 (contd.)

43	Callum GRANT	Merlyn Mk20a
1 - X:00.000 2 - 2:23.369 3 - 2:19.086		
46	Mike BROMLEY	Merlyn Mk11A
1 - X:00.000 2 - 2:40.276 3 - 2:39.495		
47	Louis HANJOUL	Ford Eldon Mk8/10
1 - X:00.000 2 - 2:31.174 3 - 2:32.147		
54	Alex MEEK	Merlyn Mk20A
1 - X:00.000 2 - 2:34.405		
55	Roger ARNOLD	Merlyn Mk20
1 - X:00.000 2 - 2:48.300 3 - 2:33.057		
57	David WILD	Lola T200
1 - X:00.000 2 - 2:16.471 3 - 2:19.091		

Cars 8, 35 times disallowed when chicane cut.
 Weather/Track: Cloud/Damp

HSCC Grand Stand Motor Sport Historic Formula Ford
RACE 10 - QUALIFYING LAP ANALYSIS - Oulton Park 27/28/29 August 2011
 (contd.)

60	James BUCKTON	Elden Mk8
1 - X:00.000 2 - 2:24.352 3 - 2:30.469P		
61	Harvey SYKES	Merlyn Mk17
1 - X:00.000 2 - 2:22.571 3 - 2:17.576		
62	Ian ASHLEY	Lola T200
1 - X:00.000 2 - 2:38.414 3 - 2:20.300		
63	Matthew STURMER	Macon MR8
1 - X:00.000 2 - 2:24.246 3 - 2:29.342		
75	David OWEN	Merlyn Mk20
1 - X:00.000 2 - 2:33.538		
77	Chris SHARPLES	Palliser WDF1
1 - X:00.000 2 - 2:29.318 3 - 2:27.918		

Cars 8, 35 times disallowed when chicane cut.
 Weather/Track: Cloud/Damp


HSCC Grand Stand Motor Sport Historic Formula Ford
RACE 10 - QUALIFYING LAP ANALYSIS - Oulton Park 27/28/29 August 2011
 (contd.)

86	Alan FAIRBROTHER	Merlyn Mk20
1 - X:00.000		
90	John SLACK	Lola T200
1 - X:00.000		
2 - 2:27.704		
91	John CROWELL	Lola T200
1 - X:00.000		
2 - 2:30.568		
3 - 2:30.676		
92	Nicholas BALL	Merlyn Mk20A
1 - X:00.000		
2 - 2:41.619		
93	Ciro PAVESI	Merlyn Mk20
1 - X:00.000		
2 - 2:44.302		
3 - 2:44.826		

Cars 8, 35 times disallowed when chicane cut.
 Weather/Track: Cloud/Damp

HSCC Grand Stand Motor Sport Historic Formula Ford

RACE 10 - AMENDED GRID v2 - Oulton Park 27/28/29 August 2011

ROW 16	93	PAVESI	24	THORPE
ROW 15	46	BROMLEY	92	BALL
ROW 14	8	MANSELL	54	MEEK
ROW 13	55	ARNOLD	75	OWEN
ROW 12	17	MORRIS	28	WALES
ROW 11	91	CROWELL	47	HANJOUL
ROW 10	77	SHARPLES	25	WALKER
ROW 9	90	SLACK	27	DIXON
ROW 8	30	FARRELL	35	GOATER
ROW 7	63	STURMER	60	BUCKTON
ROW 6	16	TOYNE	6	BAIRD
ROW 5	62	ASHLEY	18	DIX
ROW 4	38	KIIVERI	43	GRANT
ROW 3	61	SYKES	7	RODGERS
ROW 2	57	WILD	21	MITCHELL
ROW 1	5	SIMMS	31	WAINWRIGHT
POLE				
				

Cars 8, 35 times disallowed when chicane cut. Car 33 withdrawn.

Weather/Track: Cloud/Damp. Reserves in order 3, 86.

These results are provisional until the conclusion of any judicial and technical matters.

Oulton Park

Circuit Length = 2.6920 miles.

Start: 08:30 End: 08:49

Clerk of the Course:

Timekeeper:

HSCC Grand Stand Motor Sport Historic Formula Ford

RACE 10 - CLASSIFICATION - Oulton Park 27/28/29 August 2011

POS	NO	CL	DRIVER	NAT	CAR	TIME	LAPS	GAP	MPH	BEST
1	31		Robert WAINWRIGHT		Elden Mk8	20:29.151	10		78.84	1:59.123
2	21		Benjamin MITCHELL		Merlyn Mk20	20:29.559	10	0.408	78.81	1:57.902
3	5		Benn SIMMS		Alexis Mk14	20:29.784	10	0.633	78.80	1:58.839
4	57		David WILD		Lola T200	20:42.595	10	13.444	77.99	2:00.812
5	7		Derek RODGERS		Merlyn Mk11A17	21:03.919	10	34.768	76.67	2:02.747
6	6		Stuart BAIRD		Merlyn Mk11A	21:16.882	10	47.731	75.89	2:01.978
7	16		Simon TOYNE		Lola T200	21:16.987	10	47.836	75.89	2:02.417
8	60		James BUCKTON		Elden Mk8	21:22.368	10	53.217	75.57	2:04.283
9	18		Stuart DIX		Cooper Chinook Formula Ford	21:22.980	10	53.829	75.53	2:03.513
10	30		John FARRELL		Merlyn Mk20	21:23.033	10	53.882	75.53	2:03.742
11	61		Harvey SYKES		Merlyn Mk17	21:23.751	10	54.600	75.49	2:04.488
12	3		John MURPHY		Merlyn 20A	21:35.896	10	1:06.745	74.78	2:03.464
13	63		Matthew STURMER		Macon MR8	22:20.811	10	1:51.660	72.27	2:07.509
14	8		Andrew MANSELL		Merlyn Mk11A	22:24.746	10	1:55.595	72.06	2:08.614
15	17		Brian MORRIS		Macon MR7	22:28.728	10	1:59.577	71.85	2:08.352
16	90	N	John SLACK		Lola T200	20:34.768	9	1 LAP	70.63	2:11.934
17	27		Dick DIXON		Lotus 61	20:35.355	9	1 LAP	70.60	2:12.118
18	75		David OWEN		Merlyn Mk20	20:36.670	9	1 LAP	70.52	2:12.082
19	35		Kevin GOATER		Macon MR8	20:36.925	9	1 LAP	70.51	2:12.179
20	54		Alex MEEK		Merlyn Mk20A	20:43.754	9	1 LAP	70.12	2:12.837
21	91	N	John CROWELL		Lola T200	20:44.046	9	1 LAP	70.11	2:12.108
22	28		Michael WALES		Merlyn Mk20	20:50.505	9	1 LAP	69.74	2:14.021
23	55		Roger ARNOLD		Merlyn Mk20	20:56.180	9	1 LAP	69.43	2:10.791
24	25		Philip WALKER		Crossle 16F	21:24.824	9	1 LAP	67.88	2:14.913
25	46		Mike BROMLEY		Merlyn Mk11A	21:42.067	9	1 LAP	66.98	2:18.330
26	92	N	Nicholas BALL		Merlyn Mk20A	21:54.517	9	1 LAP	66.35	2:17.093
27	24		Andrew THORPE		Lotus 51	22:04.463	9	1 LAP	65.85	2:19.029
28	93	N	Ciro PAVESI		Merlyn Mk20	22:22.235	9	1 LAP	64.98	2:23.367

NOT CLASSIFIED

77			Chris SHARPLES		Palliser WDF1	17:45.962	8	D.N.F.	72.73	2:06.414
62			Ian ASHLEY		Lola T200	6:31.038	3	D.N.F.	74.35	2:06.010
43			Callum GRANT		Merlyn Mk20a	4:27.329	2	D.N.F.	72.50	2:08.568
47			Louis HANJOUL		Ford Eldon Mk8/10		0	D.N.F.	N/A	

FASTEST LAP

21			Benjamin MITCHELL		Merlyn Mk20	1:57.902	9	82.19mph	132.28kph	
90	N		John SLACK		Lola T200	2:11.934	9	73.45mph	118.21kph	

Weather/Track: Cloud/Damp

These results are provisional until the conclusion of any judicial and technical matters.

Oulton Park
Circuit Length = 2.6920 miles.
Start: 12:04 End: 12:25

Clerk of the Course:

Timekeeper:

HSCC Grand Stand Motor Sport Historic Formula Ford

RACE 10 - LAP ANALYSIS - Oulton Park 27/28/29 August 2011

3	John MURPHY	Merlyn 20A
1 -	2:29.830	6 - 2:06.446
2 -	2:13.429	7 - 2:05.062
3 -	2:10.207	8 - 2:05.548
4 -	2:09.723	9 - 2:03.464
5 -	2:07.862	10 - 2:04.325
5	Benn SIMMS	Alexis Mk14
1 -	2:12.388	6 - 2:02.744
2 -	2:05.561	7 - 2:02.033
3 -	2:02.663	8 - 1:59.673
4 -	2:02.585	9 - 1:58.839
5 -	2:02.701	10 - 2:00.597
6	Stuart BAIRD	Merlyn Mk11A
1 -	2:18.471	6 - 2:11.150
2 -	2:07.934	7 - 2:05.024
3 -	2:07.431	8 - 2:04.869
4 -	2:08.055	9 - 2:01.978
5 -	2:07.967	10 - 2:04.003
7	Derek RODGERS	Merlyn Mk11A17
1 -	2:15.050	6 - 2:06.042
2 -	2:07.197	7 - 2:05.638
3 -	2:06.360	8 - 2:04.776
4 -	2:05.844	9 - 2:02.747
5 -	2:06.308	10 - 2:03.957
8	Andrew MANSELL	Merlyn Mk11A
1 -	2:33.257	6 - 2:13.211
2 -	2:15.787	7 - 2:13.012
3 -	2:14.511	8 - 2:10.788
4 -	2:12.414	9 - 2:09.517
5 -	2:13.635	10 - 2:08.614
16	Simon TOYNE	Lola T200
1 -	2:20.201	6 - 2:12.614
2 -	2:09.213	7 - 2:04.151
3 -	2:08.708	8 - 2:04.464
4 -	2:07.133	9 - 2:02.417
5 -	2:05.270	10 - 2:02.816

Weather/Track: Cloud/Damp

www.mstworld.com

Page 1 of 6

Oulton Park
Circuit Length = 2.6920 miles.
Start: 12:04 End: 12:25

Printed - 12:29 Monday, 29 August 2011

HSCC Grand Stand Motor Sport Historic Formula Ford
RACE 10 - LAP ANALYSIS - Oulton Park 27/28/29 August 2011
 (contd.)

17	Brian MORRIS	Macon MR7
1 -	2:24.999	6 - 2:12.102
2 -	2:14.081	7 - 2:13.690
3 -	2:12.831	8 - 2:10.526
4 -	2:10.820	9 - 2:09.640
5 -	2:31.687	10 - 2:08.352
18	Stuart DIX	Cooper Chinook Formula Ford
1 -	2:21.109	6 - 2:08.530
2 -	2:10.811	7 - 2:06.085
3 -	2:09.274	8 - 2:04.524
4 -	2:06.628	9 - 2:03.513
5 -	2:07.226	10 - 2:05.280
21	Benjamin MITCHELL	Merlyn Mk20
1 -	2:15.146	6 - 2:03.629
2 -	2:05.712	7 - 2:00.812
3 -	2:03.037	8 - 1:58.922
4 -	2:02.803	9 - 1:57.902
5 -	2:01.389	10 - 2:00.207
24	Andrew THORPE	Lotus 51
1 -	2:48.955	6 - 2:21.308
2 -	2:33.062	7 - 2:21.507
3 -	2:25.590	8 - 2:19.029
4 -	2:24.355	9 - 2:19.096
5 -	2:31.561	
25	Philip WALKER	Crossle 16F
1 -	2:30.665	6 - 2:20.319
2 -	2:17.007	7 - 2:17.025
3 -	2:45.995	8 - 2:14.913
4 -	2:19.506	9 - 2:20.006
5 -	2:19.388	
27	Dick DIXON	Lotus 61
1 -	2:26.861	6 - 2:24.830
2 -	2:18.327	7 - 2:13.535
3 -	2:17.069	8 - 2:12.118
4 -	2:15.466	9 - 2:12.244
5 -	2:14.905	

Weather/Track: Cloud/Damp

www.mstworld.com

Page 2 of 6

Oulton Park
 Circuit Length = 2.6920 miles.
 Start: 12:04 End: 12:25
 Printed - 12:29 Monday, 29 August 2011

HSCC Grand Stand Motor Sport Historic Formula Ford
RACE 10 - LAP ANALYSIS - Oulton Park 27/28/29 August 2011
 (contd.)

28	Michael WALES	Merlyn Mk20
1 -	2:34.374	6 - 2:16.046
2 -	2:20.713	7 - 2:15.009
3 -	2:19.313	8 - 2:15.414
4 -	2:17.934	9 - 2:14.021
5 -	2:17.681	
30	John FARRELL	Merlyn Mk20
1 -	2:21.287	6 - 2:14.976
2 -	2:08.313	7 - 2:04.912
3 -	2:08.054	8 - 2:04.409
4 -	2:07.041	9 - 2:03.742
5 -	2:05.479	10 - 2:04.820
31	Robert WAINWRIGHT	Elden Mk8
1 -	2:12.966	6 - 2:02.932
2 -	2:05.431	7 - 2:00.755
3 -	2:02.352	8 - 2:00.136
4 -	2:02.173	9 - 1:59.123
5 -	2:03.222	10 - 2:00.061
35	Kevin GOATER	Macon MR8
1 -	2:28.311	6 - 2:24.472
2 -	2:17.826	7 - 2:14.384
3 -	2:17.960	8 - 2:12.179
4 -	2:14.292	9 - 2:12.612
5 -	2:14.889	
43	Callum GRANT	Merlyn Mk20a
1 -	2:18.761	
2 -	2:08.568	
46	Mike BROMLEY	Merlyn Mk11A
1 -	2:50.750	6 - 2:22.717
2 -	2:25.726	7 - 2:19.849
3 -	2:22.243	8 - 2:18.998
4 -	2:20.947	9 - 2:18.330
5 -	2:22.507	

Weather/Track: Cloud/Damp

www.mstworld.com

Page 3 of 6

Oulton Park
 Circuit Length = 2.6920 miles.
 Start: 12:04 End: 12:25
 Printed - 12:29 Monday, 29 August 2011

HSCC Grand Stand Motor Sport Historic Formula Ford
RACE 10 - LAP ANALYSIS - Oulton Park 27/28/29 August 2011
 (contd.)

47	Louis HANJOUL	Ford Eldon Mk8/10
54	Alex MEEK	Merlyn Mk20A
	1 - 2:37.630 6 - 2:15.581	
	2 - 2:21.413 7 - 2:12.837	
	3 - 2:17.009 8 - 2:12.902	
	4 - 2:16.806 9 - 2:13.829	
	5 - 2:15.747	
55	Roger ARNOLD	Merlyn Mk20
	1 - 2:37.060 6 - 2:14.786	
	2 - 2:18.775 7 - 2:16.719	
	3 - 2:18.818 8 - 2:11.052	
	4 - 2:31.637 9 - 2:10.791	
	5 - 2:16.542	
57	David WILD	Lola T200
	1 - 2:13.640 6 - 2:03.919	
	2 - 2:06.186 7 - 2:03.484	
	3 - 2:03.418 8 - 2:01.882	
	4 - 2:04.905 9 - 2:00.812	
	5 - 2:03.255 10 - 2:01.094	
60	James BUCKTON	Elden Mk8
	1 - 2:19.594 6 - 2:08.364	
	2 - 2:08.800 7 - 2:07.054	
	3 - 2:09.516 8 - 2:04.887	
	4 - 2:06.968 9 - 2:04.283	
	5 - 2:06.001 10 - 2:06.901	
61	Harvey SYKES	Merlyn Mk17
	1 - 2:19.420 6 - 2:07.725	
	2 - 2:09.627 7 - 2:04.943	
	3 - 2:09.439 8 - 2:06.582	
	4 - 2:08.592 9 - 2:05.846	
	5 - 2:07.089 10 - 2:04.488	

Weather/Track: Cloud/Damp

www.mstworld.com

Page 4 of 6

Oulton Park
 Circuit Length = 2.6920 miles.
 Start: 12:04 End: 12:25
 Printed - 12:29 Monday, 29 August 2011

HSCC Grand Stand Motor Sport Historic Formula Ford
RACE 10 - LAP ANALYSIS - Oulton Park 27/28/29 August 2011
 (contd.)

62	Ian ASHLEY	Lola T200
1 - 2:17.623 2 - 2:07.405 3 - 2:06.010		
63	Matthew STURMER	Macon MR8
1 - 2:22.191 6 - 2:09.859 2 - 2:10.821 7 - 2:20.614 3 - 2:29.104 8 - 2:09.419 4 - 2:10.830 9 - 2:09.764 5 - 2:10.700 10 - 2:07.509		
75	David OWEN	Merlyn Mk20
1 - 2:32.997 6 - 2:17.821 2 - 2:19.789 7 - 2:13.241 3 - 2:16.491 8 - 2:12.082 4 - 2:14.789 9 - 2:12.896 5 - 2:16.564		
77	Chris SHARPLES	Palliser WDF1
1 - 2:27.713 6 - 2:13.115 2 - 2:12.884 7 - 2:08.011 3 - 2:12.562 8 - 2:06.414 4 - 2:11.625 5 - 2:13.638		
90	John SLACK	Lola T200
1 - 2:34.687 6 - 2:16.333 2 - 2:17.207 7 - 2:14.553 3 - 2:16.367 8 - 2:13.301 4 - 2:14.855 9 - 2:11.934 5 - 2:15.531		
91	John CROWELL	Lola T200
1 - 2:36.231 6 - 2:16.694 2 - 2:20.243 7 - 2:13.821 3 - 2:18.605 8 - 2:12.108 4 - 2:16.776 9 - 2:13.302 5 - 2:16.266		

Weather/Track: Cloud/Damp

www.mstworld.com

Page 5 of 6

Oulton Park
 Circuit Length = 2.6920 miles.
 Start: 12:04 End: 12:25
 Printed - 12:29 Monday, 29 August 2011

HSCC Grand Stand Motor Sport Historic Formula Ford
RACE 10 - LAP ANALYSIS - Oulton Park 27/28/29 August 2011
(contd.)

92	Nicholas BALL	Merlyn Mk20A
1 - 2:50.206	6 - 2:22.500	
2 - 2:29.566	7 - 2:20.003	
3 - 2:25.318	8 - 2:18.020	
4 - 2:22.838	9 - 2:17.093	
5 - 2:28.973		
93	Ciro PAVESI	Merlyn Mk20
1 - 2:49.337	6 - 2:26.657	
2 - 2:32.093	7 - 2:23.367	
3 - 2:25.018	8 - 2:24.730	
4 - 2:25.118	9 - 2:23.957	
5 - 2:31.958		

Weather/Track: Cloud/Damp

www.mstworld.com

Page 6 of 6

Oulton Park
Circuit Length = 2.6920 miles.
Start: 12:04 End: 12:25
Printed - 12:29 Monday, 29 August 2011

HSCC Grand Stand Motor Sport Historic Formula Ford

RACE 10 - LAP CHART - Oulton Park 27/28/29 August 2011

Lap 1			Lap 2			Lap 3			Lap 4			Lap 5		
No	Behind	Laptime	No	Behind	Laptime	No	Behind	Laptime	No	Behind	Laptime	No	Behind	Laptime
5		2:12.388	5		2:05.561	5		2:02.663	31		2:02.173	5		2:02.701
31	0.578	2:12.966	31	0.448	2:05.431	31	0.137	2:02.352	5	0.275	2:02.585	31	0.246	2:03.222
57	1.252	2:13.640	57	1.877	2:06.186	57	2.632	2:03.418	21	3.776	2:02.803	21	2.189	2:01.389
7	2.662	2:15.050	21	2.909	2:05.712	21	3.283	2:03.037	57	5.227	2:04.905	57	5.506	2:03.255
21	2.758	2:15.146	7	4.298	2:07.197	7	7.995	2:06.360	7	11.529	2:05.844	7	14.861	2:06.308
62	5.235	2:17.623	62	7.079	2:07.405	62	10.426	2:06.010	6	18.969	2:08.055	6	23.960	2:07.967
6	6.083	2:18.471	6	8.456	2:07.934	6	13.224	2:07.431	30	21.773	2:07.041	30	24.276	2:05.479
43	6.373	2:18.761	43	9.380	2:08.568	30	17.042	2:08.054	60	21.956	2:06.968	16	24.627	2:05.270
61	7.032	2:19.420	60	10.445	2:08.800	60	17.298	2:09.516	16	22.333	2:07.133	60	24.981	2:06.001
60	7.206	2:19.594	61	11.098	2:09.627	16	17.510	2:08.708	61	24.156	2:08.592	61	28.269	2:07.089
16	7.813	2:20.201	16	11.465	2:09.213	61	17.874	2:09.439	18	24.900	2:06.628	18	29.150	2:07.226
18	8.721	2:21.109	30	11.651	2:08.313	18	20.582	2:09.274	17	39.809	2:10.820	3	45.153	2:07.862
30	8.899	2:21.287	18	13.971	2:10.811	17	31.299	2:12.831	3	40.267	2:09.723	77	52.524	2:13.638
63	9.803	2:22.191	63	15.063	2:10.821	77	32.547	2:12.562	77	41.862	2:11.625	63	57.748	2:10.700
17	12.611	2:24.999	17	21.131	2:14.081	3	32.854	2:10.207	63	50.024	2:10.830	8	1:03.706	2:13.635
27	14.473	2:26.861	77	22.648	2:12.884	63	41.504	2:29.104	8	53.047	2:12.414	27	1:06.730	2:14.905
77	15.325	2:27.713	3	25.310	2:13.429	27	41.645	2:17.069	27	54.801	2:15.466	35	1:07.380	2:14.889
35	15.923	2:28.311	27	27.239	2:18.327	8	42.943	2:14.511	35	55.467	2:14.292	17	1:08.520	2:31.687
3	17.442	2:29.830	35	28.188	2:17.826	35	43.485	2:17.960	90	1:00.194	2:14.855	90	1:12.749	2:15.531
25	18.277	2:30.665	25	29.723	2:17.007	90	47.649	2:16.367	75	1:01.144	2:14.789	75	1:14.732	2:16.564
75	20.609	2:32.997	8	31.095	2:15.787	75	48.665	2:16.491	91	1:08.933	2:16.776	91	1:22.223	2:16.266
8	20.869	2:33.257	90	33.945	2:17.207	28	53.788	2:19.313	28	1:09.412	2:17.934	54	1:22.707	2:15.747
28	21.986	2:34.374	75	34.837	2:19.789	55	54.041	2:18.818	54	1:09.936	2:16.806	28	1:24.117	2:17.681
90	22.299	2:34.687	28	37.138	2:20.713	91	54.467	2:18.605	55	1:23.368	2:31.637	55	1:36.934	2:16.542
91	23.843	2:36.231	55	37.886	2:18.775	54	55.440	2:17.009	25	1:30.251	2:19.506	25	1:46.663	2:19.388
55	24.672	2:37.060	91	38.525	2:20.243	25	1:13.055	2:45.995	46	1:36.744	2:20.947	46	1:56.275	2:22.507
54	25.242	2:37.630	54	41.094	2:21.413	46	1:18.107	2:22.243	92	1:45.006	2:22.838			
24	36.567	2:48.955	46	58.527	2:25.726	92	1:24.478	2:25.318	93	1:48.644	2:25.118			
93	36.949	2:49.337	92	1:01.823	2:29.566	93	1:25.836	2:25.018	24	1:49.040	2:24.355			
92	37.818	2:50.206	93	1:03.481	2:32.093	24	1:26.995	2:25.590						
46	38.362	2:50.750	24	1:04.068	2:33.062									

Weather/Track: Cloud/Damp

www.mstworld.com

Page 1 of 2

Oulton Park
Circuit Length = 2.6920 miles.
Start: 12:04 End: 12:25

Printed - 12:28 Monday, 29 August 2011

HSCC Grand Stand Motor Sport Historic Formula Ford
RACE 10 - LAP CHART - Oulton Park 27/28/29 August 2011
 (contd.)

Lap 6			Lap 7			Lap 8			Lap 9			Lap 10		
No	Behind	Laptime	No	Behind	Laptime	No	Behind	Laptime	No	Behind	Laptime	No	Behind	Laptime
5		2:02.744	31		2:00.755	31		2:00.136	31		1:59.123	31		2:00.061
31	0.434	2:02.932	5	0.844	2:02.033	5	0.381	1:59.673	5	0.097	1:58.839	21	0.408	2:00.207
21	3.074	2:03.629	21	2.697	2:00.812	21	1.483	1:58.922	21	0.262	1:57.902	5	0.633	2:00.597
57	6.681	2:03.919	25	1 LAP	2:20.319	55	1 LAP	2:16.719	54	1 LAP	2:12.902	90	1 LAP	2:11.934
92	1 LAP	2:28.973	57	8.976	2:03.484	57	10.722	2:01.882	91	1 LAP	2:12.108	27	1 LAP	2:12.244
24	1 LAP	2:31.561	46	1 LAP	2:22.717	25	1 LAP	2:17.025	28	1 LAP	2:15.414	75	1 LAP	2:12.896
93	1 LAP	2:31.958	7	22.608	2:05.638	7	27.248	2:04.776	57	12.411	2:00.812	35	1 LAP	2:12.612
7	18.159	2:06.042	92	1 LAP	2:22.500	46	1 LAP	2:19.849	55	1 LAP	2:11.052	57	13.444	2:01.094
60	30.601	2:08.364	24	1 LAP	2:21.308	6	40.934	2:04.869	7	30.872	2:02.747	54	1 LAP	2:13.829
6	32.366	2:11.150	6	36.201	2:05.024	60	41.217	2:04.887	25	1 LAP	2:14.913	91	1 LAP	2:13.302
61	33.250	2:07.725	60	36.466	2:07.054	16	41.787	2:04.464	6	43.789	2:01.978	28	1 LAP	2:14.021
16	34.497	2:12.614	61	37.004	2:04.943	61	43.450	2:06.582	16	45.081	2:02.417	55	1 LAP	2:10.791
18	34.936	2:08.530	16	37.459	2:04.151	18	44.220	2:04.524	60	46.377	2:04.283	7	34.768	2:03.957
30	36.508	2:14.976	18	39.832	2:06.085	30	44.504	2:04.409	18	48.610	2:03.513	6	47.731	2:04.003
3	48.855	2:06.446	30	40.231	2:04.912	92	1 LAP	2:20.003	30	49.123	2:03.742	16	47.836	2:02.816
77	1:02.895	2:13.115	93	1 LAP	2:26.657	24	1 LAP	2:21.507	61	50.173	2:05.846	60	53.217	2:06.901
63	1:04.863	2:09.859	3	52.728	2:05.062	3	58.140	2:05.548	46	1 LAP	2:18.998	18	53.829	2:05.280
8	1:14.173	2:13.211	77	1:09.717	2:08.011	93	1 LAP	2:23.367	3	1:02.481	2:03.464	30	53.882	2:04.820
17	1:17.878	2:12.102	63	1:24.288	2:20.614	77	1:15.995	2:06.414	92	1 LAP	2:18.020	61	54.600	2:04.488
90	1:26.338	2:16.333	8	1:25.996	2:13.012	63	1:33.571	2:09.419	24	1 LAP	2:19.029	25	1 LAP	2:20.006
27	1:28.816	2:24.830	17	1:30.379	2:13.690	8	1:36.648	2:10.788	93	1 LAP	2:24.730	3	1:06.745	2:04.325
35	1:29.108	2:24.472	90	1:39.702	2:14.553	17	1:40.769	2:10.526	63	1:44.212	2:09.764	46	1 LAP	2:18.330
75	1:29.809	2:17.821	27	1:41.162	2:13.535	90	1:52.867	2:13.301	8	1:47.042	2:09.517	92	1 LAP	2:17.093
54	1:35.544	2:15.581	75	1:41.861	2:13.241	27	1:53.144	2:12.118	17	1:51.286	2:09.640	24	1 LAP	2:19.096
91	1:36.173	2:16.694	35	1:42.303	2:14.384	75	1:53.807	2:12.082				63	1:51.660	2:07.509
28	1:37.419	2:16.046	54	1:47.192	2:12.837	35	1:54.346	2:12.179				93	1 LAP	2:23.957
55	1:48.976	2:14.786	91	1:48.805	2:13.821							8	1:55.595	2:08.614
			28	1:51.239	2:15.009							17	1:59.577	2:08.352

Weather/Track: Cloud/Damp

www.mstworld.com

Page 2 of 2

Oulton Park
 Circuit Length = 2.6920 miles.
 Start: 12:04 End: 12:25

Printed - 12:28 Monday, 29 August 2011

HSCC ByBox Historic Touring Cars

RACE 11 - QUALIFYING - Oulton Park 27/28/29 August 2011

POS	NO	CL	DRIVER	NAT	CAR	TIME	LAPS	GAP	MPH
1	46	B	Dan COX		Ford Lotus Cortina	2:17.461	6		70.50
2	79	C	Mark JONES		Ford Lotus Cortina	2:17.681	7	0.220	70.38
3	11	C	Tim DAVIES		Ford Cortina	2:19.307	7	1.846	69.56
4	1	D	Roger GODFREY		Austin Cooper S	2:19.311	7	1.850	69.56
5	94	E	Steve PLATTS		Singer Chamois	2:20.176	6	2.715	69.13
6	54	C	Neil WOOD		Ford Anglia 105E	2:20.414	6	2.953	69.01
7	80	D	Mike SMITH		Morris Mini Cooper S	2:20.584	7	3.123	68.93
8	71	D	Tim HARBER		Austin Mini Cooper	2:20.933	6	3.472	68.76
9	57	C	Jonathan GOMM		Ford Lotus Cortina	2:21.221	6	3.760	68.62
10	86	E	Andy JONES		Singer Chamois	2:21.470	5	4.009	68.50
11	97	E	David HEALE		Hillman Imp	2:21.694	6	4.233	68.39
12	38	C	Steve SHUTTLEWORTH		Ford Lotus Cortina	2:22.057	7	4.596	68.22
13	84	K6	Roger PHILLIPS		Austin Mini Cooper	2:22.281	7	4.820	68.11
14	30	B	Daniel WRAY	NB	Ford Lotus Cortina	2:22.536	6	5.075	67.99
15	87	E	Simon BENOY		Hillman Imp	2:24.032	6	6.571	67.28
16	139	K1	Westley HARDING		Ford Falcon	2:24.740	6	7.279	66.95
17	47	K2	Christopher SCRAGG		Jaguar Mk2	2:25.125	6	7.664	66.77
18	31	K5	Les ELY		Lotus Cortina	2:25.882	6	8.421	66.43
19	6	K5	Neil BROWN		Lotus Cortina	2:26.208	6	8.747	66.28
20	9	K1	David BETTS		Ford Mustang Notchback	2:26.308	6	8.847	66.23
21	69	K6	Paul STANWORTH		Austin Mini Cooper	2:26.348	6	8.887	66.22
22	72	K6	Andy HARRISON		Austin Cooper S	2:26.519	6	9.058	66.14
23	89	E	Adrian OLIVER		Hillman Imp	2:27.369	6	9.908	65.76
24	12	A	Gregory THORNTON		Ford Falcon	2:27.852	6	10.391	65.54
25	19	K5	Eifion JONES		Ford Lotus Cortina	2:27.958	6	10.497	65.50
26	73	C	Robyn SLATER		Ford Anglia	2:31.738	6	14.277	63.86
27	64	K6	David BRAND		Austin Mini Cooper S	2:32.451	6	14.990	63.56
28	78	D	Colin FLYNN		Morris Mini Cooper S	2:33.001	6	15.540	63.34
29	34	B	David MORROW		Alfa Romeo Giulia Sprint GT	2:35.029	3	17.568	62.51
30	96	E	Tim BROOK		Austin Mini Cooper	2:35.377	6	17.916	62.37
31	39	K5	Paul HOPKINSON		Alfa Romeo Giulia Sprint GT	2:37.826	5	20.365	61.40
32	43	K5	Jim CLARK		Ford Lotus Cortina	2:37.964	5	20.503	61.35
33	22	A	Keith KENWARD		Jaguar Mk11 S Type	2:38.277	5	20.816	61.22
34	5	K5	Arthur FITCHETT	NB	Sunbeam Rapier S3	2:39.377	5	21.916	60.80
35	91	E	Vince FROST		Hillman Imp	2:40.347	5	22.886	60.43
36	52	K5	David CABENA		Alfa Romeo Giulia Sprint	2:48.629	5	31.168	57.47

NB. Car 30 requires transponder, reg Q12.2.1 refers. Car 5 please improve side number!

Weather/Track: Sun/Dry.

These results are provisional until the conclusion of any judicial and technical matters.

Oulton Park
Circuit Length = 2.6920 miles.
Start: 08:59 End: 09:14

Clerk of the Course:		Timekeeper:
----------------------	--	-------------

HSCC ByBox Historic Touring Cars

RACE 11 - QUALIFYING LAP ANALYSIS - Oulton Park 27/28/29 August 2011

1	Roger GODFREY	Austin Cooper S
1 - X:00.000	6 - 2:19.311	
2 - 2:28.817	7 - 2:27.534	
3 - 2:21.919		
4 - 2:20.994		
5 - 2:23.442		
5	Arthur FITCHETT	NB Sunbeam Rapier S3
1 - X:00.000		
2 - 2:44.932		
3 - 2:40.377		
4 - 2:40.593		
5 - 2:39.377		
6	Neil BROWN	Lotus Cortina
1 - X:00.000	6 - 2:26.208	
2 - 2:32.406		
3 - 2:27.550		
4 - 2:59.031		
5 - 2:27.396		
9	David BETTS	Ford Mustang Notchback
1 - X:00.000	6 - 2:26.308	
2 - 2:38.663		
3 - 2:37.806		
4 - 2:32.141		
5 - 2:29.734		
11	Tim DAVIES	Ford Cortina
1 - X:00.000	6 - 2:19.307	
2 - 2:29.403	7 - 2:22.783	
3 - 2:23.567		
4 - 2:20.812		
5 - 2:21.188		
12	Gregory THORNTON	Ford Falcon
1 - X:00.000	6 - 2:27.852	
2 - 2:45.656		
3 - 2:36.243		
4 - 2:31.577		
5 - 2:33.056		

NB. Car 30 requires transponder, reg Q12.2.1 refers. Car 5 please improve side number!
Weather/Track: Sun/Dry.

HSCC ByBox Historic Touring Cars

RACE 11 - QUALIFYING LAP ANALYSIS - Oulton Park 27/28/29 August 2011

(contd.)

19	Eifion JONES		Ford Lotus Cortina
1 - X:00.000	6 - 2:27.958		
2 - 2:38.192			
3 - 2:34.780			
4 - 2:31.730			
5 - 2:29.367			
22	Keith KENWARD		Jaguar Mk11 S Type
1 - X:00.000			
2 - 2:45.445			
3 - 2:40.241			
4 - 2:40.503			
5 - 2:38.277			
30	Daniel WRAY	NB	Ford Lotus Cortina
1 - X:00.000	6 - 2:50.655		
2 - 2:41.257			
3 - 2:35.561			
4 - 2:34.591			
5 - 2:22.536			
31	Les ELY		Lotus Cortina
1 - X:00.000	6 - 2:25.882		
2 - 2:33.259			
3 - 2:29.651			
4 - 2:28.422			
5 - 2:27.683			
34	David MORROW		Alfa Romeo Giulia Sprint GT
1 - X:00.000			
2 - 2:48.175			
3 - 2:35.029			
38	Steve SHUTTLEWORTH		Ford Lotus Cortina
1 - X:00.000	6 - 2:22.057		
2 - 2:28.024	7 - 2:25.461		
3 - 2:27.193			
4 - 2:26.244			
5 - 2:25.365			

NB. Car 30 requires transponder, reg Q12.2.1 refers. Car 5 please improve side number!
Weather/Track: Sun/Dry.

Oulton Park
Circuit Length = 2.6920 miles.
Start: 08:59 End: 09:14

HSCC ByBox Historic Touring Cars

RACE 11 - QUALIFYING LAP ANALYSIS - Oulton Park 27/28/29 August 2011

(contd.)

39	Paul HOPKINSON	Alfa Romeo Giulia Sprint GT
1 - X:00.000 2 - 2:45.860 3 - 2:42.936 4 - 2:42.643 5 - 2:37.826		
43	Jim CLARK	Ford Lotus Cortina
1 - X:00.000 2 - 2:48.266 3 - 2:39.673 4 - 2:39.217 5 - 2:37.964		
46	Dan COX	Ford Lotus Cortina
1 - X:00.000 6 - 2:17.461 2 - 2:30.868 3 - 2:25.831 4 - 2:20.756 5 - 2:19.818		
47	Christopher SCRAGG	Jaguar Mk2
1 - X:00.000 6 - 2:25.125 2 - 2:31.755 3 - 2:27.568 4 - 2:27.650 5 - 2:25.584		
52	David CABENA	Alfa Romeo Giulia Sprint
1 - X:00.000 2 - 2:54.240 3 - 2:52.510 4 - 2:48.629 5 - 2:49.264		
54	Neil WOOD	Ford Anglia 105E
1 - X:00.000 6 - 2:20.414 2 - 2:32.350 3 - 2:28.900 4 - 2:27.784 5 - 2:22.086		

NB. Car 30 requires transponder, reg Q12.2.1 refers. Car 5 please improve side number!
Weather/Track: Sun/Dry.

Oulton Park
Circuit Length = 2.6920 miles.
Start: 08:59 End: 09:14

HSCC ByBox Historic Touring Cars

RACE 11 - QUALIFYING LAP ANALYSIS - Oulton Park 27/28/29 August 2011

(contd.)

57	Jonathan GOMM	Ford Lotus Cortina
1 - X:00.000	6 - 2:21.221	
2 - 2:42.979		
3 - 2:30.899		
4 - 2:25.682		
5 - 2:22.952		
64	David BRAND	Austin Mini Cooper S
1 - X:00.000	6 - 2:32.451	
2 - 2:41.191		
3 - 2:37.457		
4 - 2:37.736		
5 - 2:33.105		
69	Paul STANWORTH	Austin Mini Cooper
1 - X:00.000	6 - 2:26.348	
2 - 2:32.915		
3 - 2:30.693		
4 - 2:29.685		
5 - 2:28.735		
71	Tim HARBER	Austin Mini Cooper
1 - X:00.000	6 - 2:20.933	
2 - 2:38.403		
3 - 2:27.182		
4 - 2:24.332		
5 - 2:21.777		
72	Andy HARRISON	Austin Cooper S
1 - X:00.000	6 - 2:26.519	
2 - 2:31.957		
3 - 2:30.983		
4 - 2:30.529		
5 - 2:28.484		
73	Robyn SLATER	Ford Anglia
1 - X:00.000	6 - 2:31.738	
2 - 2:40.464		
3 - 2:37.554		
4 - 2:33.810		
5 - 2:32.511		

NB. Car 30 requires transponder, reg Q12.2.1 refers. Car 5 please improve side number!
Weather/Track: Sun/Dry.

HSCC ByBox Historic Touring Cars

RACE 11 - QUALIFYING LAP ANALYSIS - Oulton Park 27/28/29 August 2011

(contd.)

78	Colin FLYNN	Morris Mini Cooper S
1 - X:00.000	6 - 2:33.001	
2 - 2:40.078		
3 - 2:39.085		
4 - 2:35.260		
5 - 2:33.043		
79	Mark JONES	Ford Lotus Cortina
1 - X:00.000	6 - 2:18.326	
2 - 2:25.061	7 - 2:17.681	
3 - 2:24.583		
4 - 2:29.326		
5 - 2:27.241		
80	Mike SMITH	Morris Mini Cooper S
1 - X:00.000	6 - 2:21.066	
2 - 2:27.421	7 - 2:20.584	
3 - 2:25.809		
4 - 2:23.024		
5 - 2:22.836		
84	Roger PHILLIPS	Austin Mini Cooper
1 - X:00.000	6 - 2:22.281	
2 - 2:25.778	7 - 2:31.388	
3 - 2:24.650		
4 - 2:23.717		
5 - 2:24.540		
86	Andy JONES	Singer Chamois
1 - X:00.000		
2 - 2:32.963		
3 - 2:28.179		
4 - 2:22.584		
5 - 2:21.470		
87	Simon BENOY	Hillman Imp
1 - X:00.000	6 - 2:24.032	
2 - 2:32.242		
3 - 2:29.526		
4 - 2:26.640		
5 - 2:27.340		

NB. Car 30 requires transponder, reg Q12.2.1 refers. Car 5 please improve side number!
Weather/Track: Sun/Dry.

Oulton Park
Circuit Length = 2.6920 miles.
Start: 08:59 End: 09:14

HSCC ByBox Historic Touring Cars

RACE 11 - QUALIFYING LAP ANALYSIS - Oulton Park 27/28/29 August 2011

(contd.)

89	Adrian OLIVER	Hillman Imp
1 - X:00.000	6 - 2:29.697	
2 - 2:38.924		
3 - 2:33.046		
4 - 2:34.215		
5 - 2:27.369		
91	Vince FROST	Hillman Imp
1 - X:00.000		
2 - 2:49.459		
3 - 2:43.288		
4 - 2:42.022		
5 - 2:40.347		
94	Steve PLATTS	Singer Chamois
1 - X:00.000	6 - 2:20.176	
2 - 2:32.490		
3 - 2:27.708		
4 - 2:22.671		
5 - 2:22.401		
96	Tim BROOK	Austin Mini Cooper
1 - X:00.000	6 - 2:36.969	
2 - 2:42.978		
3 - 2:41.372		
4 - 2:39.925		
5 - 2:35.377		
97	David HEALE	Hillman Imp
1 - X:00.000	6 - 2:21.694	
2 - 2:23.263		
3 - 2:23.040		
4 - 2:23.596		
5 - 2:23.656		
139	Westley HARDING	Ford Falcon
1 - X:00.000	6 - 2:24.740	
2 - 2:29.641		
3 - 2:28.865		
4 - 2:26.241		
5 - 2:27.822		

NB. Car 30 requires transponder, reg Q12.2.1 refers. Car 5 please improve side number!
Weather/Track: Sun/Dry.


HSCC ByBox Historic Touring Cars

RACE 11 - GRID - Oulton Park 27/28/29 August 2011

ROW
17
ROW
16
ROW
15
ROW
14
ROW
13
ROW
12
ROW
11
ROW
10
ROW
9
ROW
8
ROW
7
ROW
6
ROW
5
ROW
4
ROW
3
ROW
2
ROW
1

91	FROST	52	CABENA
22	KENWARD	5	FITCHETT
39	HOPKINSON	43	CLARK
34	MORROW	96	BROOK
64	BRAND	78	FLYNN
19	JONES	73	SLATER
89	OLIVER	12	THORNTON
69	STANWORTH	72	HARRISON
6	BROWN	9	BETTS
47	SCRAGG	31	ELY
30	WRAY	87	BENOY
38	SHUTTLEWORTH	84	PHILLIPS
86	JONES	97	HEALE
80	SMITH	57	GOMM
94	PLATTS	54	WOOD
11	DAVIES	1	GODFREY
46	COX	79	JONES

POLE



NB. Car 30 requires transponder, reg Q12.2.1 refers. Car 5 please improve side number!
Weather/Track: Sun/Dry. Reserves in order: 139, 71.
These results are provisional until the conclusion of any judicial and technical matters.

Oulton Park
 Circuit Length = 2.6920 miles.
 Start: 08:59 End: 09:14

Clerk of the Course:	Timekeeper:
----------------------	-------------

HSCC ByBox Historic Touring Cars

RACE 11 - CLASSIFICATION - Oulton Park 27/28/29 August 2011

POS	NO	CL	DRIVER	NAT	CAR	TIME	LAPS	GAP	MPH	BEST
1	79	C	Mark JONES		Ford Lotus Cortina	21:14.844	10		76.01	2:05.443
2	11	C	Tim DAVIES		Ford Cortina	21:24.958	10	10.114	75.42	2:06.592
3	86	E	Andy JONES		Singer Chamois	21:41.216	10	26.372	74.47	2:08.150
4	38	C	Steve SHUTTLEWORTH		Ford Lotus Cortina	21:59.605	10	44.761	73.44	2:05.901
5	97	E	David HEALE		Hillman Imp	22:01.362	10	46.518	73.34	2:09.188
6	80	D	Mike SMITH		Morris Mini Cooper S	22:04.660	10	49.816	73.16	2:09.704
7	94	E	Steve PLATTS		Singer Chamois	22:09.576	10	54.732	72.88	2:10.628
8	30	B	Daniel WRAY		Ford Lotus Cortina	22:15.245	10	1:00.401	72.58	2:09.968
9	6	K5	Neil BROWN		Lotus Cortina	22:15.773	10	1:00.929	72.55	2:10.919
10	84	K6	Roger PHILLIPS		Austin Mini Cooper	22:29.889	10	1:15.045	71.79	2:12.458
11	12	A	Gregory THORNTON		Ford Falcon	22:42.181	10	1:27.337	71.14	2:11.408
12	73	C	Robyn SLATER		Ford Anglia	22:45.901	10	1:31.057	70.95	2:13.553
13	9	K1	David BETTS		Ford Mustang Notchback	22:47.654	10	1:32.810	70.86	2:13.951
14	19	K5	Eifion JONES		Ford Lotus Cortina	22:47.946	10	1:33.102	70.84	2:13.030
15	47	K2	Christopher SCRAGG		Jaguar Mk2	22:50.272	10	1:35.428	70.72	2:14.609
16	89	E	Adrian OLIVER		Hillman Imp	22:55.968	10	1:41.124	70.43	2:13.141
17	72	K6	Andy HARRISON		Austin Cooper S	22:56.842	10	1:41.998	70.38	2:14.392
18	1	D	Roger GODFREY		Austin Cooper S	23:06.400	10	1:51.556	69.90	2:10.983
19	69	K6	Paul STANWORTH		Austin Mini Cooper	23:30.633	10	2:15.789	68.70	2:15.920
20	34	B	David MORROW		Alfa Romeo Giulia Sprint GT	21:36.014	9	1 LAP	67.29	2:19.064
21	64	K6	David BRAND		Austin Mini Cooper S	21:37.565	9	1 LAP	67.21	2:20.356
22	43	K5	Jim CLARK		Ford Lotus Cortina	21:49.510	9	1 LAP	66.60	2:20.494
23	39	K5	Paul HOPKINSON		Alfa Romeo Giulia Sprint GT	21:49.938	9	1 LAP	66.58	2:21.334
24	96	E	Tim BROOK		Austin Mini Cooper	22:00.509	9	1 LAP	66.05	2:21.331
25	52	K5	David CABENA		Alfa Romeo Giulia Sprint	22:30.872	9	1 LAP	64.56	2:24.797
26	22	A	Keith KENWARD		Jaguar Mk11 S Type	22:35.228	9	1 LAP	64.35	2:25.154
27	5	K5	Arthur FITCHETT		Sunbeam Rapier S3	22:48.074	9	1 LAP	63.75	2:27.405

NOT CLASSIFIED

54	C	Neil WOOD	Ford Anglia 105E	19:22.959	9	D.N.F.	74.99	2:06.439
57	C	Jonathan GOMM	Ford Lotus Cortina	19:23.448	9	D.N.F.	74.96	2:06.224
31	K5	Les ELY	Lotus Cortina	18:17.130	8	D.N.F.	70.66	2:13.440
91	E	Vince FROST	Hillman Imp	17:06.750	7	D.N.F.	66.07	2:22.176
87	E	Simon BENOY	Hillman Imp	11:37.118	5	D.N.F.	69.50	2:12.280
78	D	Colin FLYNN	Morris Mini Cooper S	10:16.821	4	D.N.F.	62.84	2:22.588
46	B	Dan COX	Ford Lotus Cortina	4:56.143	2	D.N.F.	65.44	2:17.958

FASTEST LAP

79	C	Mark JONES	Ford Lotus Cortina	2:05.443	2	77.25mph	124.33kph
86	E	Andy JONES	Singer Chamois	2:08.150	3	75.62mph	121.70kph
80	D	Mike SMITH	Morris Mini Cooper S	2:09.704	10	74.71mph	120.24kph
30	B	Daniel WRAY	Ford Lotus Cortina	2:09.968	4	74.56mph	120.00kph
6	K5	Neil BROWN	Lotus Cortina	2:10.919	8	74.02mph	119.13kph
12	A	Gregory THORNTON	Ford Falcon	2:11.408	8	73.74mph	118.68kph
84	K6	Roger PHILLIPS	Austin Mini Cooper	2:12.458	4	73.16mph	117.74kph
9	K1	David BETTS	Ford Mustang Notchback	2:13.951	4	72.34mph	116.43kph
47	K2	Christopher SCRAGG	Jaguar Mk2	2:14.609	8	71.99mph	115.86kph

Weather/Track: Cloud/Drying

These results are provisional until the conclusion of any judicial and technical matters.

Oulton Park
Circuit Length = 2.6920 miles.
Start: 12:43 End: 13:04

Clerk of the Course:	Timekeeper:
----------------------	-------------

HSCC ByBox Historic Touring Cars

RACE 11 - LAP ANALYSIS - Oulton Park 27/28/29 August 2011

1	Roger GODFREY	Austin Cooper S
1 - 3:13.319	6 - 2:11.985	
2 - 2:10.983	7 - 2:12.997	
3 - 2:14.478	8 - 2:11.836	
4 - 2:12.938	9 - 2:13.041	
5 - 2:12.918	10 - 2:11.905	
5	Arthur FITCHETT	Sunbeam Rapier S3
1 - 2:47.664	6 - 2:31.764	
2 - 2:29.814	7 - 2:29.057	
3 - 2:29.750	8 - 2:28.776	
4 - 2:27.405	9 - 2:35.361	
5 - 2:28.483		
6	Neil BROWN	Lotus Cortina
1 - 2:28.814	6 - 2:11.009	
2 - 2:14.754	7 - 2:11.251	
3 - 2:12.741	8 - 2:10.919	
4 - 2:11.257	9 - 2:12.996	
5 - 2:11.024	10 - 2:11.008	
9	David BETTS	Ford Mustang Notchback
1 - 2:30.702	6 - 2:15.533	
2 - 2:18.039	7 - 2:15.801	
3 - 2:14.479	8 - 2:14.087	
4 - 2:13.951	9 - 2:15.204	
5 - 2:14.697	10 - 2:15.161	
11	Tim DAVIES	Ford Cortina
1 - 2:15.195	6 - 2:07.616	
2 - 2:08.229	7 - 2:11.040	
3 - 2:08.001	8 - 2:06.592	
4 - 2:07.179	9 - 2:06.922	
5 - 2:07.314	10 - 2:06.870	
12	Gregory THORNTON	Ford Falcon
1 - 2:32.690	6 - 2:14.346	
2 - 2:17.208	7 - 2:15.445	
3 - 2:16.812	8 - 2:11.408	
4 - 2:14.096	9 - 2:13.623	
5 - 2:12.538	10 - 2:14.015	

Weather/Track: Cloud/Drying

www.mstworld.com

Page 1 of 6

Oulton Park
Circuit Length = 2.6920 miles.
Start: 12:43 End: 13:04

Printed - 13:07 Monday, 29 August 2011

HSCC ByBox Historic Touring Cars

RACE 11 - LAP ANALYSIS - Oulton Park 27/28/29 August 2011

(contd.)

19	Eifion JONES	Ford Lotus Cortina
1 - 2:35.964	6 - 2:13.529	
2 - 2:18.134	7 - 2:13.519	
3 - 2:16.619	8 - 2:13.030	
4 - 2:14.127	9 - 2:13.561	
5 - 2:14.906	10 - 2:14.557	
22	Keith KENWARD	Jaguar Mk11 S Type
1 - 2:46.390	6 - 2:30.494	
2 - 2:28.282	7 - 2:29.533	
3 - 2:30.562	8 - 2:26.572	
4 - 2:28.398	9 - 2:25.154	
5 - 2:29.843		
30	Daniel WRAY	Ford Lotus Cortina
1 - 2:28.547	6 - 2:11.463	
2 - 2:15.446	7 - 2:10.440	
3 - 2:14.064	8 - 2:10.699	
4 - 2:09.968	9 - 2:11.876	
5 - 2:11.483	10 - 2:11.259	
31	Les ELY	Lotus Cortina
1 - 2:26.828	6 - 2:15.320	
2 - 2:16.611	7 - 2:15.593	
3 - 2:16.788	8 - 2:14.711	
4 - 2:13.440		
5 - 2:17.839		
34	David MORROW	Alfa Romeo Giulia Sprint GT
1 - 2:38.779	6 - 2:21.567	
2 - 2:22.918	7 - 2:19.064	
3 - 2:24.504	8 - 2:20.913	
4 - 2:25.442	9 - 2:21.814	
5 - 2:21.013		
38	Steve SHUTTLEWORTH	Ford Lotus Cortina
1 - 2:18.163	6 - 2:26.390	
2 - 2:08.652	7 - 2:06.723	
3 - 2:06.337	8 - 2:06.945	
4 - 2:05.901	9 - 2:07.387	
5 - 2:21.711	10 - 2:11.396	

Weather/Track: Cloud/Drying

www.mstworld.com

Page 2 of 6

Oulton Park
Circuit Length = 2.6920 miles.
Start: 12:43 End: 13:04

Printed - 13:07 Monday, 29 August 2011

HSCC ByBox Historic Touring Cars

RACE 11 - LAP ANALYSIS - Oulton Park 27/28/29 August 2011

(contd.)

39	Paul HOPKINSON	Alfa Romeo Giulia Sprint GT
1 - 2:41.082	6 - 2:22.078	
2 - 2:24.955	7 - 2:22.439	
3 - 2:25.571	8 - 2:23.094	
4 - 2:24.619	9 - 2:21.334	
5 - 2:24.766		
43	Jim CLARK	Ford Lotus Cortina
1 - 2:42.426	6 - 2:20.494	
2 - 2:25.468	7 - 2:22.762	
3 - 2:25.079	8 - 2:23.501	
4 - 2:24.581	9 - 2:22.129	
5 - 2:23.070		
46	Dan COX	Ford Lotus Cortina
1 - 2:17.958		
2 - 2:38.185		
47	Christopher SCRAGG	Jaguar Mk2
1 - 2:28.375	6 - 2:16.198	
2 - 2:17.332	7 - 2:15.539	
3 - 2:15.581	8 - 2:14.609	
4 - 2:15.723	9 - 2:15.162	
5 - 2:16.086	10 - 2:15.667	
52	David CABENA	Alfa Romeo Giulia Sprint
1 - 2:48.344	6 - 2:30.479	
2 - 2:27.507	7 - 2:26.058	
3 - 2:29.848	8 - 2:25.137	
4 - 2:29.114	9 - 2:24.797	
5 - 2:29.588		
54	Neil WOOD	Ford Anglia 105E
1 - 2:17.821	6 - 2:06.439	
2 - 2:09.559	7 - 2:11.777	
3 - 2:07.453	8 - 2:07.142	
4 - 2:06.605	9 - 2:09.480	
5 - 2:06.683		

Weather/Track: Cloud/Drying

www.mstworld.com

Page 3 of 6

Oulton Park
Circuit Length = 2.6920 miles.
Start: 12:43 End: 13:04

Printed - 13:07 Monday, 29 August 2011

HSCC ByBox Historic Touring Cars

RACE 11 - LAP ANALYSIS - Oulton Park 27/28/29 August 2011

(contd.)

57	Jonathan GOMM	Ford Lotus Cortina
1 - 2:19.320	6 - 2:06.224	
2 - 2:08.673	7 - 2:12.011	
3 - 2:07.091	8 - 2:06.838	
4 - 2:06.686	9 - 2:09.770	
5 - 2:06.835		
64	David BRAND	Austin Mini Cooper S
1 - 2:37.370	6 - 2:20.818	
2 - 2:23.346	7 - 2:20.356	
3 - 2:24.917	8 - 2:20.872	
4 - 2:25.661	9 - 2:23.583	
5 - 2:20.642		
69	Paul STANWORTH	Austin Mini Cooper
1 - 2:30.166	6 - 2:17.681	
2 - 2:18.272	7 - 2:15.938	
3 - 2:17.095	8 - 2:33.545	
4 - 2:17.476	9 - 2:20.334	
5 - 2:15.920	10 - 2:24.206	
72	Andy HARRISON	Austin Cooper S
1 - 2:30.555	6 - 2:17.653	
2 - 2:20.246	7 - 2:14.392	
3 - 2:17.237	8 - 2:14.910	
4 - 2:15.480	9 - 2:15.911	
5 - 2:15.670	10 - 2:14.788	
73	Robyn SLATER	Ford Anglia
1 - 2:27.495	6 - 2:15.942	
2 - 2:15.302	7 - 2:16.624	
3 - 2:15.524	8 - 2:13.994	
4 - 2:15.063	9 - 2:14.258	
5 - 2:18.146	10 - 2:13.553	
78	Colin FLYNN	Morris Mini Cooper S
1 - 2:39.719		
2 - 2:22.588		
3 - 2:22.997		
4 - 2:51.517P		

Weather/Track: Cloud/Drying

www.mstworld.com

Page 4 of 6

Oulton Park
Circuit Length = 2.6920 miles.
Start: 12:43 End: 13:04

Printed - 13:07 Monday, 29 August 2011

HSCC ByBox Historic Touring Cars

RACE 11 - LAP ANALYSIS - Oulton Park 27/28/29 August 2011

(contd.)

79	Mark JONES	Ford Lotus Cortina
1 - 2:11.885	6 - 2:06.609	
2 - 2:05.443	7 - 2:06.278	
3 - 2:06.341	8 - 2:09.514	
4 - 2:06.459	9 - 2:07.737	
5 - 2:06.440	10 - 2:08.138	
80	Mike SMITH	Morris Mini Cooper S
1 - 2:23.228	6 - 2:11.178	
2 - 2:14.365	7 - 2:10.170	
3 - 2:12.739	8 - 2:10.451	
4 - 2:10.530	9 - 2:11.957	
5 - 2:10.338	10 - 2:09.704	
84	Roger PHILLIPS	Austin Mini Cooper
1 - 2:24.539	6 - 2:15.603	
2 - 2:12.825	7 - 2:14.068	
3 - 2:14.485	8 - 2:13.622	
4 - 2:12.458	9 - 2:14.057	
5 - 2:13.119	10 - 2:15.113	
86	Andy JONES	Singer Chamois
1 - 2:20.558	6 - 2:08.526	
2 - 2:09.291	7 - 2:08.802	
3 - 2:08.150	8 - 2:08.599	
4 - 2:08.674	9 - 2:09.139	
5 - 2:09.228	10 - 2:10.249	
87	Simon BENOY	Hillman Imp
1 - 2:24.277		
2 - 2:14.203		
3 - 2:14.152		
4 - 2:12.280		
5 - 2:32.206P		
89	Adrian OLIVER	Hillman Imp
1 - 2:31.723	6 - 2:13.178	
2 - 2:16.118	7 - 2:13.993	
3 - 2:13.987	8 - 2:14.557	
4 - 2:13.141	9 - 2:16.742	
5 - 2:16.223	10 - 2:26.306	

Weather/Track: Cloud/Drying

www.mstworld.com

Page 5 of 6

Oulton Park
Circuit Length = 2.6920 miles.
Start: 12:43 End: 13:04

Printed - 13:07 Monday, 29 August 2011

HSCC ByBox Historic Touring Cars

RACE 11 - LAP ANALYSIS - Oulton Park 27/28/29 August 2011

(contd.)

91	Vince FROST	Hillman Imp
1 - 2:42.777	6 - 2:22.176	
2 - 2:25.065	7 - 2:23.352	
3 - 2:24.277		
4 - 2:24.708		
5 - 2:24.395		
94	Steve PLATTS	Singer Chamois
1 - 2:23.343	6 - 2:11.287	
2 - 2:11.228	7 - 2:11.147	
3 - 2:10.628	8 - 2:11.791	
4 - 2:10.954	9 - 2:14.036	
5 - 2:10.925	10 - 2:14.237	
96	Tim BROOK	Austin Mini Cooper
1 - 2:43.774	6 - 2:22.701	
2 - 2:25.139	7 - 2:22.333	
3 - 2:24.936	8 - 2:32.629	
4 - 2:24.161	9 - 2:21.331	
5 - 2:23.505		
97	David HEALE	Hillman Imp
1 - 2:20.168	6 - 2:12.013	
2 - 2:10.352	7 - 2:11.916	
3 - 2:09.188	8 - 2:13.125	
4 - 2:09.648	9 - 2:11.062	
5 - 2:10.652	10 - 2:13.238	

Weather/Track: Cloud/Drying

www.mstworld.com

Page 6 of 6

Oulton Park
Circuit Length = 2.6920 miles.
Start: 12:43 End: 13:04

Printed - 13:07 Monday, 29 August 2011

HSCC ByBox Historic Touring Cars

RACE 11 - LAP CHART - Oulton Park 27/28/29 August 2011

Lap 1			Lap 2			Lap 3			Lap 4			Lap 5		
No	Behind	Laptime	No	Behind	Laptime	No	Behind	Laptime	No	Behind	Laptime	No	Behind	Laptime
79		2:11.885	79		2:05.443	79		2:06.341	79		2:06.459	79		2:06.440
11	3.310	2:15.195	11	6.096	2:08.229	11	7.756	2:08.001	11	8.476	2:07.179	11	9.350	2:07.314
54	5.936	2:17.821	38	9.487	2:08.652	38	9.483	2:06.337	38	8.925	2:05.901	54	11.553	2:06.683
46	6.073	2:17.958	54	10.052	2:09.559	54	11.164	2:07.453	54	11.310	2:06.605	57	12.037	2:06.835
38	6.278	2:18.163	57	10.665	2:08.673	57	11.415	2:07.091	57	11.642	2:06.686	86	19.333	2:09.228
57	7.435	2:19.320	86	12.521	2:09.291	86	14.330	2:08.150	86	16.545	2:08.674	97	23.440	2:10.652
97	8.283	2:20.168	97	13.192	2:10.352	97	16.039	2:09.188	97	19.228	2:09.648	38	24.196	2:21.711
86	8.673	2:20.558	94	17.243	2:11.228	94	21.530	2:10.628	94	26.025	2:10.954	94	30.510	2:10.925
80	11.343	2:23.228	84	20.036	2:12.825	80	26.663	2:12.739	80	30.734	2:10.530	80	34.632	2:10.338
94	11.458	2:23.343	80	20.265	2:14.365	84	28.180	2:14.485	84	34.179	2:12.458	84	40.858	2:13.119
87	12.392	2:24.277	87	21.152	2:14.203	87	28.963	2:14.152	87	34.784	2:12.280	6	42.022	2:11.024
84	12.654	2:24.539	73	25.469	2:15.302	6	32.640	2:12.741	6	37.438	2:11.257	30	42.940	2:11.483
31	14.943	2:26.828	31	26.111	2:16.611	30	34.388	2:14.064	30	37.897	2:09.968	89	54.624	2:16.223
73	15.610	2:27.495	6	26.240	2:14.754	73	34.652	2:15.524	73	43.256	2:15.063	31	54.938	2:17.839
47	16.490	2:28.375	30	26.665	2:15.446	31	36.558	2:16.788	31	43.539	2:13.440	73	54.962	2:18.146
30	16.662	2:28.547	47	28.379	2:17.332	47	37.619	2:15.581	89	44.841	2:13.141	9	55.300	2:14.697
6	16.929	2:28.814	89	30.513	2:16.118	89	38.159	2:13.987	47	46.883	2:15.723	47	56.529	2:16.086
69	18.281	2:30.166	69	31.110	2:18.272	9	39.551	2:14.479	9	47.043	2:13.951	12	56.776	2:12.538
72	18.670	2:30.555	9	31.413	2:18.039	69	41.864	2:17.095	12	50.678	2:14.096	87	1:00.550	2:32.206P
9	18.817	2:30.702	12	32.570	2:17.208	12	43.041	2:16.812	69	52.881	2:17.476	69	1:02.361	2:15.920
89	19.838	2:31.723	72	33.473	2:20.246	72	44.369	2:17.237	72	53.390	2:15.480	72	1:02.620	2:15.670
12	20.805	2:32.690	19	36.770	2:18.134	19	47.048	2:16.619	19	54.716	2:14.127	19	1:03.182	2:14.906
19	24.079	2:35.964	46	38.815	2:38.185	78	1:01.635	2:22.997	64	1:21.166	2:25.661	1	1:28.068	2:12.918
64	25.485	2:37.370	64	43.388	2:23.346	64	1:01.964	2:24.917	34	1:21.515	2:25.442	64	1:35.368	2:20.642
34	26.894	2:38.779	34	44.369	2:22.918	34	1:02.532	2:24.504	1	1:21.590	2:12.938	34	1:36.088	2:21.013
78	27.834	2:39.719	78	44.979	2:22.588	39	1:07.939	2:25.571	39	1:26.099	2:24.619	43	1:44.056	2:23.070
39	29.197	2:41.082	39	48.709	2:24.955	91	1:08.450	2:24.277	91	1:26.699	2:24.708	39	1:44.425	2:24.766
43	30.541	2:42.426	91	50.514	2:25.065	43	1:09.304	2:25.079	43	1:27.426	2:24.581	91	1:44.654	2:24.395
91	30.892	2:42.777	43	50.566	2:25.468	96	1:10.180	2:24.936	96	1:27.882	2:24.161	96	1:44.947	2:23.505
96	31.889	2:43.774	96	51.585	2:25.139	1	1:15.111	2:14.478	22	1:43.504	2:28.398	5	2:06.548	2:28.483
22	34.505	2:46.390	22	57.344	2:28.282	22	1:21.565	2:30.562	5	1:44.505	2:27.405			
5	35.779	2:47.664	52	58.523	2:27.507	52	1:22.030	2:29.848	52	1:44.685	2:29.114			
52	36.459	2:48.344	5	1:00.150	2:29.814	5	1:23.559	2:29.750	78	1:46.693	2:51.517P			
1	1:01.434	3:13.319	1	1:06.974	2:10.983									

Weather/Track: Cloud/Drying

www.mstworld.com

Page 1 of 2

Oulton Park
Circuit Length = 2.6920 miles.
Start: 12:43 End: 13:04

Printed - 13:08 Monday, 29 August 2011

HSCC ByBox Historic Touring Cars

RACE 11 - LAP CHART - Oulton Park 27/28/29 August 2011

(contd.)

Lap 6			Lap 7			Lap 8			Lap 9			Lap 10		
No	Behind	Laptime	No	Behind	Laptime	No	Behind	Laptime	No	Behind	Laptime	No	Behind	Laptime
79		2:06.609	79		2:06.278	79		2:09.514	79		2:07.737	79		2:08.138
22	1 LAP	2:29.843	11	15.119	2:11.040	43	1 LAP	2:22.762	64	1 LAP	2:20.872	11	10.114	2:06.870
52	1 LAP	2:29.588	54	16.882	2:11.777	39	1 LAP	2:22.439	34	1 LAP	2:20.913	34	1 LAP	2:21.814
11	10.357	2:07.616	57	17.385	2:12.011	96	1 LAP	2:22.333	11	11.382	2:06.922	64	1 LAP	2:23.583
54	11.383	2:06.439	86	23.774	2:08.802	91	1 LAP	2:23.352	54	16.253	2:09.480	86	26.372	2:10.249
57	11.652	2:06.224	22	1 LAP	2:30.494	11	12.197	2:06.592	57	16.742	2:09.770	43	1 LAP	2:22.129
86	21.250	2:08.526	52	1 LAP	2:30.479	54	14.510	2:07.142	43	1 LAP	2:23.501	39	1 LAP	2:21.334
97	28.844	2:12.013	5	1 LAP	2:31.764	57	14.709	2:06.838	39	1 LAP	2:23.094	38	44.761	2:11.396
94	35.188	2:11.287	97	34.482	2:11.916	86	22.859	2:08.599	86	24.261	2:09.139	96	1 LAP	2:21.331
80	39.201	2:11.178	94	40.057	2:11.147	97	38.093	2:13.125	96	1 LAP	2:32.629	97	46.518	2:13.238
38	43.977	2:26.390	80	43.093	2:10.170	38	41.853	2:06.945	97	41.418	2:11.062	80	49.816	2:09.704
6	46.422	2:11.009	38	44.422	2:06.723	52	1 LAP	2:26.058	38	41.503	2:07.387	94	54.732	2:14.237
30	47.794	2:11.463	6	51.395	2:11.251	94	42.334	2:11.791	80	48.250	2:11.957	30	1:00.401	2:11.259
84	49.852	2:15.603	30	51.956	2:10.440	80	44.030	2:10.451	94	48.633	2:14.036	6	1:00.929	2:11.008
89	1:01.193	2:13.178	84	57.642	2:14.068	22	1 LAP	2:29.533	30	57.280	2:11.876	84	1:15.045	2:15.113
31	1:03.649	2:15.320	89	1:08.908	2:13.993	5	1 LAP	2:29.057	6	58.059	2:12.996	52	1 LAP	2:24.797
9	1:04.224	2:15.533	31	1:12.964	2:15.593	6	52.800	2:10.919	52	1 LAP	2:25.137	22	1 LAP	2:25.154
73	1:04.295	2:15.942	12	1:13.680	2:15.445	30	53.141	2:10.699	22	1 LAP	2:26.572	12	1:27.337	2:14.015
12	1:04.513	2:14.346	9	1:13.747	2:15.801	84	1:01.750	2:13.622	5	1 LAP	2:28.776	73	1:31.057	2:13.553
47	1:06.118	2:16.198	73	1:14.641	2:16.624	89	1:13.951	2:14.557	84	1:08.070	2:14.057	9	1:32.810	2:15.161
19	1:10.102	2:13.529	47	1:15.379	2:15.539	12	1:15.574	2:11.408	12	1:21.460	2:13.623	19	1:33.102	2:14.557
69	1:13.433	2:17.681	19	1:17.343	2:13.519	31	1:18.161	2:14.711	89	1:22.956	2:16.742	5	1 LAP	2:35.361
72	1:13.664	2:17.653	72	1:21.778	2:14.392	9	1:18.320	2:14.087	73	1:25.642	2:14.258	47	1:35.428	2:15.667
1	1:33.444	2:11.985	69	1:23.093	2:15.938	73	1:19.121	2:13.994	9	1:25.787	2:15.204	89	1:41.124	2:26.306
64	1:49.577	2:20.818	1	1:40.163	2:12.997	47	1:20.474	2:14.609	19	1:26.683	2:13.561	72	1:41.998	2:14.788
34	1:51.046	2:21.567	64	2:03.655	2:20.356	19	1:20.859	2:13.030	47	1:27.899	2:15.162	1	1:51.556	2:11.905
43	1:57.941	2:20.494	34	2:03.832	2:19.064	72	1:27.174	2:14.910	72	1:35.348	2:15.911	69	2:15.789	2:24.206
39	1:59.894	2:22.078				1	1:42.485	2:11.836	1	1:47.789	2:13.041			
91	2:00.221	2:22.176				69	1:47.124	2:33.545	69	1:59.721	2:20.334			
96	2:01.039	2:22.701												

Weather/Track: Cloud/Drying

www.mstworld.com

Page 2 of 2

Oulton Park
Circuit Length = 2.6920 miles.
Start: 12:43 End: 13:04

Printed - 13:08 Monday, 29 August 2011

Derek Bell Trophy Race
RACE 12 - QUALIFYING - Oulton Park 27/28/29 August 2011

POS	NO	CL	DRIVER	NAT	CAR	TIME	LAPS	GAP	MPH
1	54	B	Richard EVANS		March 79B	1:39.765	11		97.14
2	64	F	Michael LYONS		Lola T400	1:39.992	10	0.227	96.92
3	74	F	Frank LYONS		Gurney Eagle FA74	1:44.408	11	4.643	92.82
4	31	CC	Mark WATFORD		Mallock Mk20	1:45.592	11	5.827	91.78
5	22	C	Mark DWYER		March 782	1:47.316	6	7.551	90.30
6	4	C	Andrew HIGGINS	NB	March 742	1:47.973	10	8.208	89.75
7	30	CC	John HARRISON		Mallock Mk21	1:52.160	10	12.395	86.40
8	38	G	Hugh PRICE		Chevron B38	1:52.208	10	12.443	86.36
9	34	E	Gregory THORNTON		Surtees TS11	1:53.100	9	13.335	85.68
10	17	CC	Peter HARPER		Mallock U2 Mk20B/21	1:53.221	8	13.456	85.59
11	40	F	Steven CHAPLIN		Lola T332	1:53.519	9	13.754	85.37
12	18	A	Andrew HUXTABLE		Lola T580	1:54.378	10	14.613	84.73
13	7	C	Michael BROWN		Chevron B27	1:54.645	10	14.880	84.53
14	121	C	Terry FISHER		Chevron B40	1:55.237	9	15.472	84.09
15	11	B	Westie MITCHELL		Modus M1	1:57.384	9	17.619	82.56
16	88	E	Mike WHATLEY		Lola T300	1:57.594	3	17.829	82.41
17	21	H	Neil BOWMAN		Merlyn Mk21	1:58.670	9	18.905	81.66
18	1	F	Neil GLOVER		Lola T330/332	1:59.581	4	19.816	81.04
19	3	CC	Michael HICKSON		Mallock MK20B	2:00.406	8	20.641	80.48
20	27	B	Daniel GLANZ		Lola T360	2:00.484	10	20.719	80.43
21	8	B	Garry DIVER		March 79B Atlantic	2:00.852	9	21.087	80.19
22	29	G	Johnathan PURLEY		March 793	2:02.706	9	22.941	78.97
23	2	INV	Allan RENNIE		Lotus 35	2:03.630	10	23.865	78.38
24	62	B	John RAND		Lola T460	2:04.335	8	24.570	77.94
25	46	B	Mike SCOTT		March 75B	2:07.304	6	27.539	76.12
26	33	F	Judy LYONS		Lola T332	3:16.170	4	1:36.405	49.40

NB. Car 4 requires transponder, Q12.2.1 refers.

Weather/Track: Sun/Dry

These results are provisional until the conclusion of any judicial and technical matters.

Oulton Park

Circuit Length = 2.6920 miles.

Start: 09:23 End: 09:43

Clerk of the Course:	Timekeeper:
----------------------	-------------

Derek Bell Trophy Race

RACE 12 - QUALIFYING LAP ANALYSIS - Oulton Park 27/28/29 August 2011

1	Neil GLOVER	Lola T330/332	
1 - X:00.000P 2 - 5:32.530 3 - 1:59.581 4 - 2:14.516P			
2	Allan RENNIE	Lotus 35	
1 - X:00.000 6 - 2:07.298 2 - 2:09.445 7 - 2:06.314 3 - 2:08.366 8 - 2:06.933 4 - 2:06.302 9 - 2:08.411 5 - 2:09.663 10 - 2:03.630			
3	Michael HICKSON	Mallock MK20B	
1 - X:00.000 6 - 2:00.406 2 - 2:06.100 7 - 2:01.246 3 - 2:06.345 8 - 2:12.279P 4 - 2:00.623 5 - 2:01.099			
4	Andrew HIGGINS	NB	March 742
1 - X:00.000 6 - 1:53.167 2 - 1:55.997 7 - 1:48.522 3 - 1:54.115 8 - 2:00.593 4 - 1:51.578 9 - 1:47.973 5 - 1:52.899 10 - 2:19.052P			
7	Michael BROWN	Chevron B27	
1 - X:00.000 6 - 2:05.022 2 - 2:06.491 7 - 2:00.435 3 - 2:05.170 8 - 1:58.647 4 - 2:01.780 9 - 1:57.593 5 - 2:00.164 10 - 1:54.645			
8	Garry DIVER	March 79B Atlantic	
1 - X:00.000 6 - 2:03.540 2 - 2:12.530 7 - 2:00.891 3 - 2:08.395 8 - 2:00.852 4 - 2:05.770 9 - 2:03.423 5 - 2:08.163			

NB. Car 4 requires transponder, Q12.2.1 refers.
Weather/Track: Sun/Dry

Derek Bell Trophy Race

RACE 12 - QUALIFYING LAP ANALYSIS - Oulton Park 27/28/29 August 2011

(contd.)

11	Westie MITCHELL	Modus M1
1 - X:00.000	6 - 2:08.460	
2 - 2:04.031	7 - 2:03.126	
3 - 2:04.350	8 - 2:05.727	
4 - 1:58.664	9 - 2:11.040P	
5 - 1:57.384		
17	Peter HARPER	Mallock U2 Mk20B/21
1 - X:00.000	6 - 1:54.372	
2 - 2:02.439	7 - 1:53.221	
3 - 1:54.705	8 - 1:54.806	
4 - 2:06.042		
5 - 1:55.688		
18	Andrew HUXTABLE	Lola T580
1 - X:00.000	6 - 1:56.517	
2 - 2:07.425	7 - 1:54.908	
3 - 2:03.690	8 - 1:55.743	
4 - 2:00.620	9 - 1:54.378	
5 - 1:59.580	10 - 1:54.489	
21	Neil BOWMAN	Merlyn Mk21
1 - X:00.000	6 - 2:06.828	
2 - 2:21.248	7 - 2:04.668	
3 - 2:12.985	8 - 2:03.997	
4 - 2:14.911	9 - 1:58.670	
5 - 2:07.186		
22	Mark DWYER	March 782
1 - X:00.000	6 - 2:05.939P	
2 - 1:50.061		
3 - 1:47.316		
4 - 1:49.116		
5 - 1:57.876		
27	Daniel GLANZ	Lola T360
1 - X:00.000	6 - 2:03.409	
2 - 2:10.752	7 - 2:05.246	
3 - 2:14.375	8 - 2:00.726	
4 - 2:05.799	9 - 2:02.244	
5 - 2:03.735	10 - 2:00.484	

NB. Car 4 requires transponder, Q12.2.1 refers.
Weather/Track: Sun/Dry

Derek Bell Trophy Race

RACE 12 - QUALIFYING LAP ANALYSIS - Oulton Park 27/28/29 August 2011

(contd.)

29	Johnathan PURLEY	March 793
1 - X:00.000	6 - 2:11.877	
2 - 2:10.878	7 - 2:06.399	
3 - 2:08.284	8 - 2:02.706	
4 - 2:13.020	9 - 2:04.306	
5 - 2:08.131		
30	John HARRISON	Mallock Mk21
1 - X:00.000	6 - 1:56.376	
2 - 2:06.576	7 - 1:53.097	
3 - 1:59.664	8 - 1:53.258	
4 - 2:01.262	9 - 1:52.160	
5 - 1:58.123	10 - 1:53.104	
31	Mark WATFORD	Mallock Mk20
1 - X:00.000	6 - 1:50.488	11 - 1:47.334
2 - 1:59.693	7 - 1:50.338	
3 - 1:59.792	8 - 1:52.983	
4 - 1:52.529	9 - 1:45.592	
5 - 1:50.716	10 - 1:47.801	
33	Judy LYONS	Lola T332
1 - X:00.000		
2 - 3:24.635		
3 - 3:16.170		
4 - 3:21.408P		
34	Gregory THORNTON	Surtees TS11
1 - X:00.000	6 - 1:57.003	
2 - 2:03.107	7 - 1:53.100	
3 - 1:56.620	8 - 2:02.207P	
4 - 1:58.499	9 - 3:52.368	
5 - 1:56.528		
38	Hugh PRICE	Chevron B38
1 - X:00.000	6 - 2:01.950	
2 - 2:03.540	7 - 1:54.707	
3 - 2:03.562	8 - 1:54.740	
4 - 1:59.142	9 - 1:53.477	
5 - 1:57.302	10 - 1:52.208	

NB. Car 4 requires transponder, Q12.2.1 refers.
Weather/Track: Sun/Dry

Derek Bell Trophy Race

RACE 12 - QUALIFYING LAP ANALYSIS - Oulton Park 27/28/29 August 2011

(contd.)

40	Steven CHAPLIN	Lola T332
1 - X:00.000	6 - 2:03.243	
2 - 2:11.723	7 - 2:21.467P	
3 - 2:02.553	8 - 3:20.309	
4 - 2:02.418	9 - 1:53.519	
5 - 2:04.532		
46	Mike SCOTT	March 75B
1 - X:00.000	6 - 2:07.304	
2 - 2:10.019		
3 - 2:12.165		
4 - 2:16.056		
5 - 2:09.240		
54	Richard EVANS	March 79B
1 - X:00.000	6 - 1:45.699	11 - 1:39.765
2 - 1:56.511	7 - 1:55.214	
3 - 1:53.777	8 - 1:43.739	
4 - 1:47.680	9 - 1:43.187	
5 - 1:49.420	10 - 1:41.564	
62	John RAND	Lola T460
1 - X:00.000	6 - 2:05.826	
2 - 2:10.797	7 - 2:04.335	
3 - 2:08.913	8 - 2:40.977P	
4 - 2:06.154		
5 - 2:04.761		
64	Michael LYONS	Lola T400
1 - X:00.000	6 - 1:45.433	
2 - 1:48.180	7 - 1:41.793	
3 - 1:46.555	8 - 1:40.879	
4 - 2:00.268P	9 - 1:44.054	
5 - 4:49.391	10 - 1:39.992	
74	Frank LYONS	Gurney Eagle FA74
1 - X:00.000	6 - 1:52.627	11 - 1:44.408
2 - 1:57.612	7 - 1:51.306	
3 - 1:52.547	8 - 1:48.831	
4 - 1:59.643	9 - 1:48.625	
5 - 1:53.192	10 - 1:50.684	

NB. Car 4 requires transponder, Q12.2.1 refers.
Weather/Track: Sun/Dry

Derek Bell Trophy Race

RACE 12 - QUALIFYING LAP ANALYSIS - Oulton Park 27/28/29 August 2011


(contd.)

88	Mike WHATLEY	Lola T300
1 - X:00.000 2 - 1:58.074 3 - 1:57.594		
121	Terry FISHER	Chevron B40
1 - X:00.000 6 - 1:57.835 2 - 2:04.739 7 - 2:20.036P 3 - 1:56.588 8 - 5:06.766 4 - 2:00.765 9 - 1:55.237 5 - 1:58.340		

NB. Car 4 requires transponder, Q12.2.1 refers.
Weather/Track: Sun/Dry

Derek Bell Trophy Race
RACE 12 - GRID - Oulton Park 27/28/29 August 2011

ROW 13	46 SCOTT	33 LYONS
ROW 12	2 RENNIE	62 RAND
ROW 11	8 DIVER	29 PURLEY
ROW 10	3 HICKSON	27 GLANZ
ROW 9	21 BOWMAN	1 GLOVER
ROW 8	11 MITCHELL	88 WHATLEY
ROW 7	7 BROWN	121 FISHER
ROW 6	40 CHAPLIN	18 HUXTABLE
ROW 5	34 THORNTON	17 HARPER
ROW 4	30 HARRISON	38 PRICE
ROW 3	22 DWYER	4 HIGGINS
ROW 2	74 LYONS	31 WATFORD
ROW 1	54 EVANS	64 LYONS
	POLE	



NB. Car 4 requires transponder, Q12.2.1 refers.

Weather/Track: Sun/Dry

These results are provisional until the conclusion of any judicial and technical matters.

Oulton Park
 Circuit Length = 2.6920 miles.
 Start: 09:23 End: 09:43

Clerk of the Course:		Timekeeper:
----------------------	--	-------------

Derek Bell Trophy Race

RACE 12 - CLASSIFICATION - Oulton Park 27/28/29 August 2011

POS	NO	CL	DRIVER	NAT	CAR	TIME	LAPS	GAP	MPH	BEST
1	54	B	Richard EVANS		March 79B	21:24.388	13		98.09	1:37.645
2	64	F	Michael LYONS		Lola T400	21:24.765	13	0.377	98.06	1:37.876
3	22	C	Mark DWYER		March 782	21:35.268	13	10.880	97.26	1:37.918
4	4	C	Andrew HIGGINS		March 742	21:37.359	13	12.971	97.10	1:37.806
5	74	F	Frank LYONS		Gurney Eagle FA74	22:11.349	13	46.961	94.63	1:38.737
6	1	F	Neil GLOVER		Lola T330/332	22:22.143	13	57.755	93.86	1:37.814
7	31	CC	Mark CHARTERIS		Mallock Mk20	22:54.255	13	1:29.867	91.67	1:44.061
8	40	F	Steven CHAPLIN		Lola T332	21:26.647	12	1 LAP	90.38	1:43.878
9	30	CC	John HARRISON		Mallock Mk21	21:49.799	12	1 LAP	88.78	1:45.247
10	121	C	Terry FISHER		Chevron B40	22:02.960	12	1 LAP	87.90	1:47.831
11	18	A	Andrew HUXTABLE		Lola T580	22:32.150	12	1 LAP	86.00	1:50.542
12	8	B	Garry DIVER		March 79B Atlantic	21:24.655	11	2 LAPS	82.98	1:53.940
13	27	B	Daniel GLANZ		Lola T360	21:28.268	11	2 LAPS	82.74	1:52.882
14	21	H	Neil BOWMAN		Merlyn Mk21	21:37.542	11	2 LAPS	82.15	1:55.125
15	2	INV	Allan RENNIE		Lotus 35	21:43.568	11	2 LAPS	81.77	1:54.142
16	29	G	Johnathan PRICE		March 793	22:02.779	11	2 LAPS	80.59	1:55.640

NOT CLASSIFIED

7	C	Michael BROWN		Chevron B27	19:42.508	11	D.N.F.	90.15	1:44.574
34	E	Gregory THORNTON		Surtees TS11	16:35.349	9	D.N.F.	87.62	1:42.655
3	CC	Michael HICKSON		Mallock MK20B	16:47.773	9	D.N.F.	86.54	1:48.457
33	F	Judy LYONS		Lola T332	23:40.734	9	N.C.F.	61.39	2:29.872
11	B	Westie MITCHELL		Modus M1	12:34.641	7	D.N.F.	89.89	1:43.603
62	B	John RAND		Lola T460	13:27.047	7	D.N.F.	84.05	1:48.250
38	G	Hugh PRICE		Chevron B38		0	D.N.F.	N/A	

FASTEST LAP

54	B	Richard EVANS		March 79B	1:37.645	10	99.24mph	159.72kph
4	C	Andrew HIGGINS		March 742	1:37.806	5	99.08mph	159.46kph
1	F	Neil GLOVER		Lola T330/332	1:37.814	6	99.07mph	159.45kph
34	E	Gregory THORNTON		Surtees TS11	1:42.655	8	94.40mph	151.93kph
31	CC	Mark CHARTERIS		Mallock Mk20	1:44.061	2	93.13mph	149.87kph
18	A	Andrew HUXTABLE		Lola T580	1:50.542	9	87.67mph	141.09kph
2	INV	Allan RENNIE		Lotus 35	1:54.142	11	84.90mph	136.64kph
21	H	Neil BOWMAN		Merlyn Mk21	1:55.125	6	84.18mph	135.47kph
29	G	Johnathan PRICE		March 793	1:55.640	4	83.80mph	134.87kph

Weather/Track: Cloud/Drying

These results are provisional until the conclusion of any judicial and technical matters.

Oulton Park
Circuit Length = 2.6920 miles.
Start: 13:30 End: 13:51

Clerk of the Course:	Timekeeper:
----------------------	-------------

Derek Bell Trophy Race

RACE 12 - LAP ANALYSIS - Oulton Park 27/28/29 August 2011

1	Neil GLOVER	Lola T330/332
1 - 1:56.637	6 - 1:37.814	11 - 1:40.303
2 - 1:38.315	7 - 1:46.879P	12 - 1:40.774
3 - 1:39.467	8 - 2:00.631	13 - 1:40.036
4 - 1:38.919	9 - 1:44.159	
5 - 1:37.819	10 - 1:40.390	
2	Allan RENNIE	Lotus 35
1 - 2:11.144	6 - 1:56.480	11 - 1:54.142
2 - 1:58.320	7 - 1:56.314	
3 - 1:59.769	8 - 1:55.590	
4 - 1:57.966	9 - 1:56.054	
5 - 2:00.232	10 - 1:57.557	
3	Michael HICKSON	Mallock MK20B
1 - 2:05.989	6 - 1:49.429	
2 - 1:52.238	7 - 1:48.647	
3 - 1:50.785	8 - 1:52.046	
4 - 1:50.649	9 - 1:49.533	
5 - 1:48.457		
4	Andrew HIGGINS	March 742
1 - 1:44.717	6 - 1:40.898	11 - 1:38.747
2 - 1:39.330	7 - 1:41.726	12 - 1:40.517
3 - 1:38.810	8 - 1:38.584	13 - 1:41.257
4 - 1:38.545	9 - 1:38.218	
5 - 1:37.806	10 - 1:38.204	
7	Michael BROWN	Chevron B27
1 - 1:57.583	6 - 1:47.285	11 - 1:44.709
2 - 1:50.088	7 - 1:45.989	
3 - 1:47.466	8 - 1:45.450	
4 - 1:47.407	9 - 1:45.394	
5 - 1:46.563	10 - 1:44.574	
8	Garry DIVER	March 79B Atlantic
1 - 2:05.730	6 - 1:53.940	11 - 1:55.457
2 - 1:56.093	7 - 1:54.362	
3 - 1:55.894	8 - 1:58.536	
4 - 1:56.929	9 - 1:55.067	
5 - 1:57.715	10 - 1:54.932	

Weather/Track: Cloud/Drying

www.mstworld.com

Page 1 of 4

Oulton Park
Circuit Length = 2.6920 miles.
Start: 13:30 End: 13:51

Printed - 13:55 Monday, 29 August 2011

Derek Bell Trophy Race
RACE 12 - LAP ANALYSIS - Oulton Park 27/28/29 August 2011
 (contd.)

11	Westie MITCHELL	Modus M1
1 - 1:58.269	6 - 1:43.603	
2 - 1:47.543	7 - 1:44.492	
3 - 1:48.112		
4 - 1:47.459		
5 - 1:45.163		
18	Andrew HUXTABLE	Lola T580
1 - 2:02.010	6 - 1:51.246	11 - 1:53.024
2 - 1:53.107	7 - 1:50.876	12 - 1:51.865
3 - 1:51.858	8 - 1:52.883	
4 - 1:51.422	9 - 1:50.542	
5 - 1:51.730	10 - 1:51.587	
21	Neil BOWMAN	Merlyn Mk21
1 - 2:12.877	6 - 1:55.125	11 - 1:56.347
2 - 1:57.504	7 - 1:56.207	
3 - 1:59.771	8 - 1:56.384	
4 - 1:56.130	9 - 1:55.360	
5 - 1:56.107	10 - 1:55.730	
22	Mark DWYER	March 782
1 - 1:45.601	6 - 1:40.186	11 - 1:38.697
2 - 1:39.827	7 - 1:40.773	12 - 1:39.841
3 - 1:38.237	8 - 1:38.020	13 - 1:40.520
4 - 1:38.276	9 - 1:39.156	
5 - 1:37.918	10 - 1:38.216	
27	Daniel GLANZ	Lola T360
1 - 2:08.388	6 - 1:55.569	11 - 1:57.931
2 - 1:55.451	7 - 1:52.882	
3 - 1:55.431	8 - 1:57.216	
4 - 1:56.726	9 - 1:55.661	
5 - 1:59.054	10 - 1:53.959	
29	Johnathan PRICE	March 793
1 - 2:09.338	6 - 1:59.510	11 - 1:59.695
2 - 1:57.084	7 - 1:58.096	
3 - 1:57.094	8 - 2:03.716	
4 - 1:55.640	9 - 2:02.104	
5 - 1:58.393	10 - 2:02.109	

Weather/Track: Cloud/Drying

www.mstworld.com

Page 2 of 4

Oulton Park
 Circuit Length = 2.6920 miles.
 Start: 13:30 End: 13:51

Printed - 13:55 Monday, 29 August 2011

Derek Bell Trophy Race
RACE 12 - LAP ANALYSIS - Oulton Park 27/28/29 August 2011
 (contd.)

30	John HARRISON	Mallock Mk21
1 - 1:58.746	6 - 1:48.094	11 - 2:00.094
2 - 1:47.781	7 - 1:46.095	12 - 1:49.903
3 - 1:47.959	8 - 1:45.247	
4 - 1:47.307	9 - 1:45.652	
5 - 1:47.043	10 - 1:45.878	
31	Mark CHARTERIS	Mallock Mk20
1 - 1:48.285	6 - 1:45.123	11 - 1:47.485
2 - 1:44.061	7 - 1:44.540	12 - 1:46.457
3 - 1:44.771	8 - 1:44.873	13 - 1:45.780
4 - 1:44.401	9 - 1:47.112	
5 - 1:44.475	10 - 1:46.892	
33	Judy LYONS	Lola T332
1 - 2:41.468	6 - 2:39.676	
2 - 2:29.872	7 - 2:41.781	
3 - 2:39.746	8 - 2:35.376	
4 - 2:44.180	9 - 2:31.532	
5 - 2:37.103		
34	Gregory THORNTON	Surtees TS11
1 - 2:15.140	6 - 1:43.026	
2 - 1:51.137	7 - 1:43.204	
3 - 1:46.079	8 - 1:42.655	
4 - 1:45.810	9 - 2:04.716P	
5 - 1:43.582		
38	Hugh PRICE	Chevron B38
40	Steven CHAPLIN	Lola T332
1 - 1:56.074	6 - 1:47.262	11 - 1:43.878
2 - 1:49.063	7 - 1:45.853	12 - 1:45.327
3 - 1:48.411	8 - 1:45.344	
4 - 1:47.670	9 - 1:45.425	
5 - 1:47.537	10 - 1:44.803	

Weather/Track: Cloud/Drying

Derek Bell Trophy Race
RACE 12 - LAP ANALYSIS - Oulton Park 27/28/29 August 2011
 (contd.)

54	Richard EVANS	March 79B
1 - 1:43.061	6 - 1:38.796	11 - 1:38.266
2 - 1:39.074	7 - 1:39.190	12 - 1:38.850
3 - 1:39.124	8 - 1:37.778	13 - 1:38.958
4 - 1:38.062	9 - 1:37.716	
5 - 1:37.868	10 - 1:37.645	
62	John RAND	Lola T460
1 - 2:11.618	6 - 1:48.250	
2 - 1:55.810	7 - 1:48.588	
3 - 1:52.330		
4 - 1:57.412		
5 - 1:53.039		
64	Michael LYONS	Lola T400
1 - 1:40.921	6 - 1:39.235	11 - 1:38.323
2 - 1:38.815	7 - 1:39.212	12 - 1:38.955
3 - 1:38.932	8 - 1:37.926	13 - 1:39.926
4 - 1:38.049	9 - 1:37.876	
5 - 1:38.072	10 - 1:38.523	
74	Frank LYONS	Gurney Eagle FA74
1 - 1:44.945	6 - 1:40.599	11 - 1:43.338
2 - 1:41.528	7 - 1:45.882	12 - 1:44.238
3 - 1:40.597	8 - 1:41.560	13 - 1:44.397
4 - 1:38.997	9 - 1:43.915	
5 - 1:38.737	10 - 1:42.616	
121	Terry FISHER	Chevron B40
1 - 2:00.423	6 - 1:50.251	11 - 1:48.487
2 - 1:48.400	7 - 1:48.896	12 - 1:49.430
3 - 1:48.374	8 - 1:47.831	
4 - 1:50.045	9 - 1:50.671	
5 - 1:50.256	10 - 1:49.896	

Derek Bell Trophy Race

RACE 12 - LAP CHART - Oulton Park 27/28/29 August 2011

Lap 1			Lap 2			Lap 3			Lap 4			Lap 5		
No	Behind	Laptime	No	Behind	Laptime	No	Behind	Laptime	No	Behind	Laptime	No	Behind	Laptime
64		1:40.921	64		1:38.815	64		1:38.932	64		1:38.049	64		1:38.072
54	2.140	1:43.061	54	2.399	1:39.074	54	2.591	1:39.124	54	2.604	1:38.062	54	2.400	1:37.868
4	3.796	1:44.717	4	4.311	1:39.330	4	4.189	1:38.810	4	4.685	1:38.545	4	4.419	1:37.806
74	4.024	1:44.945	22	5.692	1:39.827	22	4.997	1:38.237	22	5.224	1:38.276	22	5.070	1:37.918
22	4.680	1:45.601	74	6.737	1:41.528	74	8.402	1:40.597	74	9.350	1:38.997	74	10.015	1:38.737
31	7.364	1:48.285	31	12.610	1:44.061	33	1 LAP	2:29.872	1	16.621	1:38.919	1	16.368	1:37.819
40	15.153	1:56.074	1	15.216	1:38.315	1	15.751	1:39.467	31	24.801	1:44.401	31	31.204	1:44.475
1	15.716	1:56.637	40	25.401	1:49.063	31	18.449	1:44.771	40	44.501	1:47.670	11	51.757	1:45.163
7	16.662	1:57.583	11	26.076	1:47.543	40	34.880	1:48.411	11	44.666	1:47.459	40	53.966	1:47.537
11	17.348	1:58.269	30	26.791	1:47.781	11	35.256	1:48.112	30	45.076	1:47.307	30	54.047	1:47.043
30	17.825	1:58.746	7	27.935	1:50.088	30	35.818	1:47.959	7	45.827	1:47.407	7	54.318	1:46.563
121	19.502	2:00.423	121	29.087	1:48.400	7	36.469	1:47.466	121	50.525	1:50.045	121	1:02.709	1:50.256
18	21.089	2:02.010	18	35.381	1:53.107	121	38.529	1:48.374	34	1:01.449	1:45.810	34	1:06.959	1:43.582
8	24.809	2:05.730	3	38.491	1:52.238	18	48.307	1:51.858	18	1:01.680	1:51.422	3	1:13.329	1:48.457
3	25.068	2:05.989	8	42.087	1:56.093	3	50.344	1:50.785	3	1:02.944	1:50.649	18	1:15.338	1:51.730
27	27.467	2:08.388	27	44.103	1:55.451	34	53.688	1:46.079	33	1 LAP	2:39.746	62	1:35.420	1:53.039
29	28.417	2:09.338	34	46.541	1:51.137	8	59.049	1:55.894	8	1:17.929	1:56.929	8	1:37.572	1:57.715
2	30.223	2:11.144	29	46.686	1:57.084	27	1:00.602	1:55.431	27	1:19.279	1:56.726			
62	30.697	2:11.618	62	47.692	1:55.810	62	1:01.090	1:52.330	62	1:20.453	1:57.412			
21	31.956	2:12.877	2	49.728	1:58.320	29	1:04.848	1:57.094	29	1:22.439	1:55.640			
34	34.219	2:15.140	21	50.645	1:57.504	2	1:10.565	1:59.769	21	1:29.565	1:56.130			
33	1:00.547	2:41.468				21	1:11.484	1:59.771	2	1:30.482	1:57.966			

Weather/Track: Cloud/Drying

www.mstworld.com

Page 1 of 3

Oulton Park
Circuit Length = 2.6920 miles.
Start: 13:30 End: 13:51

Printed - 13:55 Monday, 29 August 2011

Derek Bell Trophy Race
RACE 12 - LAP CHART - Oulton Park 27/28/29 August 2011
 (contd.)

Lap 6			Lap 7			Lap 8			Lap 9			Lap 10		
No	Behind	Laptime	No	Behind	Laptime	No	Behind	Laptime	No	Behind	Laptime	No	Behind	Laptime
64		1:39.235	64		1:39.212	64		1:37.926	64		1:37.876	64		1:38.523
27	1 LAP	1:59.054	54	1.939	1:39.190	18	1 LAP	1:50.876	54	1.631	1:37.716	54	0.753	1:37.645
54	1.961	1:38.796	62	1 LAP	1:48.250	33	3 LAPS	2:37.103	22	8.956	1:39.156	34	1 LAP	2:04.716P
29	1 LAP	1:58.393	22	7.582	1:40.773	54	1.791	1:37.778	3	1 LAP	1:52.046	121	1 LAP	1:50.671
22	6.021	1:40.186	4	8.596	1:41.726	22	7.676	1:38.020	4	9.596	1:38.218	22	8.649	1:38.216
4	6.082	1:40.898	8	1 LAP	1:53.940	4	9.254	1:38.584	18	1 LAP	1:52.883	4	9.277	1:38.204
21	1 LAP	1:56.107	27	1 LAP	1:55.569	62	1 LAP	1:48.588	74	27.722	1:43.915	3	1 LAP	1:49.533
74	11.379	1:40.599	74	18.049	1:45.882	74	21.683	1:41.560	8	1 LAP	1:58.536	18	1 LAP	1:50.542
2	1 LAP	2:00.232	1	22.614	1:46.879P	8	1 LAP	1:54.362	1	51.602	1:44.159	74	31.815	1:42.616
1	14.947	1:37.814	29	1 LAP	1:59.510	27	1 LAP	1:52.882	27	1 LAP	1:57.216	1	53.469	1:40.390
31	37.092	1:45.123	21	1 LAP	1:55.125	21	1 LAP	1:56.207	31	58.603	1:47.112	8	1 LAP	1:55.067
33	2 LAPS	2:44.180	2	1 LAP	1:56.480	29	1 LAP	1:58.096	21	1 LAP	1:56.384	31	1:06.972	1:46.892
11	56.125	1:43.603	31	42.420	1:44.540	1	45.319	2:00.631	33	3 LAPS	2:39.676	27	1 LAP	1:55.661
40	1:01.993	1:47.262	11	1:01.405	1:44.492	2	1 LAP	1:56.314	2	1 LAP	1:55.590	21	1 LAP	1:55.360
7	1:02.368	1:47.285	40	1:08.634	1:45.853	31	49.367	1:44.873	29	1 LAP	2:03.716	2	1 LAP	1:56.054
30	1:02.906	1:48.094	7	1:09.145	1:45.989	40	1:16.052	1:45.344	40	1:23.601	1:45.425	40	1:29.881	1:44.803
34	1:10.750	1:43.026	30	1:09.789	1:46.095	7	1:16.669	1:45.450	7	1:24.187	1:45.394	7	1:30.238	1:44.574
121	1:13.725	1:50.251	34	1:14.742	1:43.204	30	1:17.110	1:45.247	30	1:24.886	1:45.652	30	1:32.241	1:45.878
3	1:23.523	1:49.429	121	1:23.409	1:48.896	34	1:19.471	1:42.655				29	1 LAP	2:02.104
18	1:27.349	1:51.246	3	1:32.958	1:48.647	121	1:33.314	1:47.831						

Weather/Track: Cloud/Drying

www.mstworld.com

Page 2 of 3

Oulton Park
 Circuit Length = 2.6920 miles.
 Start: 13:30 End: 13:51

Printed - 13:55 Monday, 29 August 2011

Derek Bell Trophy Race

RACE 12 - LAP CHART - Oulton Park 27/28/29 August 2011

(contd.)

Lap 11			Lap 12			Lap 13			Lap 14			Lap 15		
No	Behind	Laptime	No	Behind	Laptime	No	Behind	Laptime	No	Behind	Laptime	No	Behind	Laptime
64		1:38.323	64		1:38.955	54		1:38.958						
54	0.696	1:38.266	54	0.591	1:38.850	8	2 LAPS	1:55.457						
22	9.023	1:38.697	2	2 LAPS	1:57.557	64	0.377	1:39.926						
4	9.701	1:38.747	22	9.909	1:39.841	40	1 LAP	1:45.327						
121	1 LAP	1:49.896	4	11.263	1:40.517	27	2 LAPS	1:57.931						
33	4 LAPS	2:41.781	30	1 LAP	2:00.094	22	10.880	1:40.520						
74	36.830	1:43.338	29	2 LAPS	2:02.109	4	12.971	1:41.257						
18	1 LAP	1:51.587	121	1 LAP	1:48.487	21	2 LAPS	1:56.347						
1	55.449	1:40.303	74	42.113	1:44.238	2	2 LAPS	1:54.142						
31	1:16.134	1:47.485	18	1 LAP	1:53.024	30	1 LAP	1:49.903						
8	1 LAP	1:54.932	1	57.268	1:40.774	29	2 LAPS	1:59.695						
27	1 LAP	1:53.959	31	1:23.636	1:46.457	121	1 LAP	1:49.430						
21	1 LAP	1:55.730	33	4 LAPS	2:35.376	74	46.961	1:44.397						
40	1:35.436	1:43.878				1	57.755	1:40.036						
7	1:36.624	1:44.709				18	1 LAP	1:51.865						
						31	1:29.867	1:45.780						
						33	4 LAPS	2:31.532						

Weather/Track: Cloud/Drying

www.mstworld.com

Page 3 of 3

Oulton Park
Circuit Length = 2.6920 miles.
Start: 13:30 End: 13:51

Printed - 13:55 Monday, 29 August 2011

Legends Woodcote Trophy

QUALIFYING - RACE 15 - Oulton Park 27/28/29 August 2011

POS	NO	CL	DRIVER(S)	CAR	TIME	LAPS	GAP	MPH
1	132	4A	Skipworth/Williams	Jaguar D-Type	2:07.511	10		76.00
2	60	2	Ure/Edwards	Cooper T24/25	2:08.424	11	0.913	75.46
3	85	2	Bond	Lister Bristol Flat Iron	2:10.501	11	2.990	74.26
4	29	3A	Corfield/Welch	Austin-Healey 100	2:11.627	10	4.116	73.62
5	55	3	Sharp	Aston Martin DB2	2:12.109	11	4.598	73.35
6	23	4	Wood/Wood	RGS Atalanta	2:13.218	10	5.707	72.74
7	2	4A	Ziegler/Shuckburgh	Jaguar D-Type	2:13.909	11	6.398	72.37
8	5	4	Arif/Venables	Jaguar C-Type	2:13.914	11	6.403	72.36
9	1	3	Melling/Hall	Aston Martin DB3	2:14.386	10	6.875	72.11
10	57	4	Verey/Welch	Allard J2	2:15.261	7	7.750	71.64
11	18	3A	Rawe	Austin-Healey 100M	2:15.943	11	8.432	71.28
12	44	3A	Thorne/Wiseman	Austin Healey 100M	2:17.170	10	9.659	70.65
13	34	3	Midgley/Hope	Aston Martin DB3	2:17.662	10	10.151	70.39
14	4	2	Champion/Chilcott	Frazer Nash Mille Miglia	2:18.282	10	10.771	70.08
15	25	3	Ruddell	Aston Martin DB2/4 Mk1	2:18.460	10	10.949	69.99
16	9	4	Chase Gardener/Allen	Jaguar XK140	2:19.330	11	11.819	69.55
17	30	2	White/Payne	Triumph TR2	2:20.530	10	13.019	68.96
18	24	4	Roberts/Floyd	Jaguar XK140	2:21.491	10	13.980	68.49
19	121	3	Allen	Aston Martin DB2 Le Mans	2:22.941	10	15.430	67.79
20	52	3	Chase Gardener/Allen	Aston Martin DB2	2:23.381	6	15.870	67.59
21	53	3	Pratt/Edwards	Frazer Nash Targa Florio	2:24.253	10	16.742	67.18
22	36	3	Batchelor/Smith	Aston Martin	2:26.846	9	19.335	65.99

Cars 1, 132 - transponders low battery power.

Weather/Track: Cloud/Damp

These results are provisional until the conclusion of any judicial and technical matters.

Oulton Park

Circuit Length = 2.6920 miles.

Start: 09:54 End: 10:19

Clerk of the Course:

Timekeeper:

Legends Woodcote Trophy

QUALIFYING LAP ANALYSIS - RACE 15 - Oulton Park 27/28/29 August 2011

1	Melling/Hall	Aston Martin DB3
1 - X:00.000	6 - 3:28.025	
2 - 2:23.711	7 - 2:21.552	
3 - 2:15.101	8 - 2:19.810	
4 - 2:14.386	9 - 2:19.024	
5 - 2:23.187P	10 - 2:22.261	
2	Ziegler/Shuckburgh	Jaguar D-Type
1 - X:00.000	6 - 3:15.132	11 - 2:14.207
2 - 2:19.557	7 - 2:15.109	
3 - 2:19.850	8 - 2:14.632	
4 - 2:16.777	9 - 2:15.362	
5 - 2:24.317P	10 - 2:13.909	
4	Champion/Chilcott	Frazer Nash Mille Miglia
1 - X:00.000	6 - 2:18.524	
2 - 2:30.375	7 - 2:25.722P	
3 - 2:21.267	8 - 2:58.372	
4 - 2:24.763	9 - 2:23.493	
5 - 2:18.282	10 - 2:22.377	
5	Arif/Venables	Jaguar C-Type
1 - X:00.000	6 - 3:40.752	11 - 2:13.955
2 - 2:17.376	7 - 2:17.147	
3 - 2:15.009	8 - 2:14.788	
4 - 2:15.185	9 - 2:13.914	
5 - 2:25.043P	10 - 2:17.819	
9	Chase Gardener/Allen	Jaguar XK140
1 - X:00.000	6 - 2:20.685	11 - 2:22.060
2 - 2:29.397	7 - 2:19.976	
3 - 2:32.046	8 - 2:22.635	
4 - 2:23.316	9 - 2:20.605	
5 - 2:21.146	10 - 2:19.330	
18	Rawe	Austin-Healey 100M
1 - X:00.000	6 - 2:18.686	11 - 2:16.554
2 - 2:28.208	7 - 2:19.606	
3 - 2:21.208	8 - 2:17.950	
4 - 2:20.044	9 - 2:18.454	
5 - 2:17.883	10 - 2:15.943	

Cars 1, 132 - transponders low battery power.
Weather/Track: Cloud/Damp

Legends Woodcote Trophy

QUALIFYING LAP ANALYSIS - RACE 15 - Oulton Park 27/28/29 August 2011

(contd.)

23	Wood/Wood	RGS Atalanta
1 - X:00.000	6 - 2:20.739	
2 - 2:30.571	7 - 2:18.343	
3 - 2:27.842	8 - 2:16.703	
4 - 2:32.131P	9 - 2:15.427	
5 - 3:28.850	10 - 2:13.218	
24	Roberts/Floyd	Jaguar XK140
1 - X:00.000	6 - 3:36.597	
2 - 2:21.718	7 - 2:26.349	
3 - 2:22.684	8 - 2:23.881	
4 - 2:21.491	9 - 2:24.696	
5 - 2:27.511P	10 - 2:23.982	
25	Ruddell	Aston Martin DB2/4 Mk1
1 - X:00.000	6 - 2:25.656	
2 - 2:32.385	7 - 2:25.486	
3 - 2:32.082	8 - 2:22.586	
4 - 2:27.605	9 - 2:18.460	
5 - 2:24.114	10 - 2:23.124	
29	Corfield/Welch	Austin-Healey 100
1 - X:00.000	6 - 2:19.236	
2 - 2:25.037	7 - 2:28.497P	
3 - 2:26.248	8 - 3:14.365	
4 - 2:22.889	9 - 2:12.920	
5 - 2:19.821	10 - 2:11.627	
30	White/Payne	Triumph TR2
1 - X:00.000	6 - 2:32.636P	
2 - 2:33.118	7 - 3:35.223	
3 - 2:24.915	8 - 2:26.970	
4 - 2:23.362	9 - 2:24.680	
5 - 2:20.530	10 - 2:22.050	
34	Midgley/Hope	Aston Martin DB3
1 - X:00.000	6 - 2:22.593P	
2 - 2:25.126	7 - 3:04.422	
3 - 2:21.028	8 - 2:20.672	
4 - 2:20.905	9 - 2:19.013	
5 - 2:17.662	10 - 2:21.262	

Cars 1, 132 - transponders low battery power.
Weather/Track: Cloud/Damp

Legends Woodcote Trophy

QUALIFYING LAP ANALYSIS - RACE 15 - Oulton Park 27/28/29 August 2011

(contd.)

36	Batchelor/Smith	Aston Martin
1 - X:00.000	6 - 4:01.895	
2 - 2:31.864	7 - 2:33.502	
3 - 2:28.271	8 - 2:28.074	
4 - 2:26.846	9 - 2:27.261	
5 - 2:37.163P		
44	Thorne/Wiseman	Austin Healey 100M
1 - X:00.000	6 - 2:25.128P	
2 - 2:20.010	7 - 4:05.219	
3 - 2:20.992	8 - 2:30.021	
4 - 2:17.493	9 - 2:27.318	
5 - 2:17.170	10 - 2:26.349	
52	Chase Gardener/Allen	Aston Martin DB2
1 - X:00.000	6 - 2:36.964P	
2 - 2:26.143		
3 - 2:28.267		
4 - 2:24.247		
5 - 2:23.381		
53	Pratt/Edwards	Frazer Nash Targa Florio
1 - X:00.000	6 - 2:36.644	
2 - 2:42.811	7 - 2:31.735	
3 - 2:24.253	8 - 2:27.853	
4 - 2:33.830P	9 - 2:27.749	
5 - 4:04.894	10 - 2:26.600	
55	Sharp	Aston Martin DB2
1 - X:00.000	6 - 2:16.499	11 - 2:12.252
2 - 2:23.911	7 - 2:17.392	
3 - 2:21.746	8 - 2:15.218	
4 - 2:22.293	9 - 2:12.404	
5 - 2:16.983	10 - 2:12.109	
57	Verey/Welch	Allard J2
1 - X:00.000	6 - 2:20.870	
2 - 2:18.558	7 - 2:25.558P	
3 - 2:15.261		
4 - 2:27.831P		
5 - 3:09.580		

Cars 1, 132 - transponders low battery power.
Weather/Track: Cloud/Damp

Legends Woodcote Trophy

QUALIFYING LAP ANALYSIS - RACE 15 - Oulton Park 27/28/29 August 2011

(contd.)

60	Ure/Edwards	Cooper T24/25
1 - X:00.000	6 - 2:09.957	11 - 2:09.169
2 - 2:15.604	7 - 2:20.379P	
3 - 2:11.844	8 - 3:01.055	
4 - 2:10.380	9 - 2:08.424	
5 - 2:10.187	10 - 2:09.833	
85	Bond	Lister Bristol Flat Iron
1 - X:00.000	6 - 2:11.891	11 - 2:12.145
2 - 2:18.338	7 - 2:12.591	
3 - 2:18.692	8 - 2:10.501	
4 - 2:20.209	9 - 2:11.073	
5 - 2:13.501	10 - 2:10.701	
121	Allen	Aston Martin DB2 Le Mans
1 - X:00.000	6 - 2:24.220	
2 - 2:34.116	7 - 2:24.622	
3 - 2:31.006	8 - 2:25.936	
4 - 2:27.495	9 - 2:24.163	
5 - 2:25.400	10 - 2:22.941	
132	Skipworth/Williams	Jaguar D-Type
1 - X:00.000	6 - 2:09.518	
2 - 2:34.972	7 - 2:08.368	
3 - 2:31.852	8 - 2:10.806	
4 - 2:42.746P	9 - 2:07.511	
5 - 3:47.884	10 - 2:15.338	


Cars 1, 132 - transponders low battery power.
Weather/Track: Cloud/Damp

Legends Woodcote Trophy

GRID FOR RACE 15 - Oulton Park 27/28/29 August 2011

ROW 11	53 Pratt/Edwards	36 Batchelor/Smith
ROW 10	121 Allen	52 Chase Gardener/Allen
ROW 9	30 White/Payne	24 Roberts/Floyd
ROW 8	25 Ruddell	9 Chase Gardener/Allen
ROW 7	34 Midgley/Hope	4 Champion/Chilcott
ROW 6	18 Rawe	44 Thorne/Wiseman
ROW 5	1 Melling/Hall	57 Verey/Welch
ROW 4	2 Ziegler/Shuckburgh	5 Arif/Venables
ROW 3	55 Sharp	23 Wood/Wood
ROW 2	85 Bond	29 Corfield/Welch
ROW 1	132 Skipworth/Williams	60 Ure/Edwards

POLE



Cars 1, 132 - transponders low battery power.

Weather/Track: Cloud/Damp

These results are provisional until the conclusion of any judicial and technical matters.

Oulton Park

Circuit Length = 2.6920 miles.

Start: 09:54 End: 10:19

Clerk of the Course:

Timekeeper:

Legends Woodcote Trophy

RACE 15 - CLASSIFICATION - Oulton Park 27/28/29 August 2011

POS	NO	CL	DRIVER(S)	CAR	TIME	LAPS	GAP	MPH	BEST
1	60	2	Ure/Blakeney-Edwards	Cooper T24/25	50:58.506	22		69.70	2:07.154
2	57	4	Verey/Welch	Allard J2	52:05.399	22	1:06.893	68.21	2:11.918
3	85	2	Bond	Lister Bristol Flat Iron	52:10.201	22	1:11.695	68.11	2:07.027
4	5	4	Arif/Venables	Jaguar C-type	53:01.610	22	2:03.104	67.01	2:09.791
5	23	4	Wood/Wood	RGS Atalanta	53:10.081	22	2:11.575	66.83	2:07.132
6	29	3A	Corfield/Welch	Austin-Healey 100	53:15.460	22	2:16.954	66.72	2:12.732
7	1	3	Hall/Melling	Aston Martin DB3	53:25.024	22	2:26.518	66.52	2:09.808
8	132	4A	Skipworth/Williams	Jaguar D-type	51:14.803	21	1 LAP	66.18	2:08.239
9	2	4A	Ziegler/Shuckburgh	Jaguar D-type	51:38.403	21	1 LAP	65.68	2:11.759
10	4	2	Champion/Chilcott	Frazer Nash Mille Miglia	52:00.869	21	1 LAP	65.21	2:15.659
11	55	3	Sharp	Aston Martin DB2	52:18.697	21	1 LAP	64.84	2:13.726
12	44	3A	Thorne/Wiseman	Austin Healey 100M	52:48.784	21	1 LAP	64.22	2:12.760
13	18	3A	Rawe	Austin Healey 100M	52:49.046	21	1 LAP	64.22	2:15.238
14	30	2	White/Payne	Triumph TR2	53:03.125	21	1 LAP	63.93	2:18.086
15	24	4	Roberts/Floyd	Jaguar XK140	53:08.066	21	1 LAP	63.83	2:17.981
16	52	3	Chase-Gardener/Allen	Aston Martin DB2	53:20.791	21	1 LAP	63.58	2:19.266
17	25	3	Ruddell	Aston Martin DB2/4 Mk1	51:16.108	20	2 LAPS	63.00	2:15.535
18	34	3	Midgley/Hope	Aston Martin DB3	51:16.583	20	2 LAPS	63.00	2:15.407
19	121	3	Allen	Aston Martin DB2 Le Mans	52:14.473	20	2 LAPS	61.83	2:19.752
20	9	4	Allen/Chase-Gardener	Jaguar XK140	52:32.776	20	2 LAPS	61.47	2:18.848
21	36	3	Batchelor/Ormond-Smith	Aston Martin	52:59.058	20	2 LAPS	60.96	2:21.154
22	53	3	Edwards/Pratt	Frazer Nash Targa Florio	53:17.448	20	2 LAPS	60.61	2:18.904

FASTEST LAP

85	2	Bond	Lister Bristol Flat Iron	2:07.027	10	76.29mph	122.78kph
23	4	Wood/Wood	RGS Atalanta	2:07.132	6	76.22mph	122.67kph
132	4A	Skipworth/Williams	Jaguar D-type	2:08.239	10	75.57mph	121.62kph
1	3	Hall/Melling	Aston Martin DB3	2:09.808	9	74.65mph	120.15kph
29	3A	Corfield/Welch	Austin-Healey 100	2:12.732	6	73.01mph	117.50kph

Car 2 +10 second penalty applied, chicane cut.

Weather/Track: Cloud/Dry.

These results are provisional until the conclusion of any judicial and technical matters.

Oulton Park

Circuit Length = 2.6920 miles.

Start: 15:30 End: 16:21

Clerk of the Course:	Timekeeper:
----------------------	-------------

Legends Woodcote Trophy

RACE 15 - LAP ANALYSIS - Oulton Park 27/28/29 August 2011

1	Hall/Melling	Aston Martin DB3							
1 -	2:23.740	6 -	2:11.086	11 -	2:17.775P	16 -	2:38.070	21 -	2:31.105
2 -	2:13.111	7 -	2:10.190	12 -	3:17.531	17 -	2:36.750	22 -	2:28.242
3 -	2:13.372	8 -	2:10.010	13 -	2:34.855	18 -	2:32.777		
4 -	2:12.001	9 -	2:09.808	14 -	2:41.867	19 -	2:33.309		
5 -	2:11.213	10 -	2:10.470	15 -	2:38.348	20 -	2:29.394		
2	Ziegler/Shuckburgh	Jaguar D-type							
1 -	2:25.252	6 -	2:13.112	11 -	2:20.412P	16 -	2:37.327	21 -	2:28.293
2 -	2:15.799	7 -	2:12.010	12 -	3:18.180	17 -	2:36.257		
3 -	2:16.765	8 -	2:11.759	13 -	2:38.854	18 -	2:36.699		
4 -	2:13.186	9 -	2:13.457	14 -	2:39.643	19 -	2:32.247		
5 -	2:13.816	10 -	2:13.665	15 -	2:40.914	20 -	2:30.756		
4	Champion/Chilcott	Frazer Nash Mille Miglia							
1 -	2:29.974	6 -	2:15.809	11 -	2:16.334	16 -	2:38.572	21 -	2:34.934
2 -	2:19.221	7 -	2:16.095	12 -	2:27.092P	17 -	2:36.986		
3 -	2:20.268	8 -	2:15.777	13 -	3:13.106	18 -	2:36.930		
4 -	2:18.263	9 -	2:15.659	14 -	2:40.455	19 -	2:35.580		
5 -	2:16.972	10 -	2:16.240	15 -	2:41.522	20 -	2:35.080		
5	Arif/Venables	Jaguar C-type							
1 -	2:22.284	6 -	2:13.660	11 -	2:42.367	16 -	2:41.157	21 -	2:31.634
2 -	2:13.934	7 -	2:10.938	12 -	2:16.786	17 -	2:39.934	22 -	2:28.189
3 -	2:12.130	8 -	2:09.791	13 -	2:31.381	18 -	2:34.361		
4 -	2:11.968	9 -	2:09.801	14 -	2:40.380	19 -	2:34.954		
5 -	2:11.493	10 -	2:15.344P	15 -	2:40.604	20 -	2:28.520		
9	Allen/Chase-Gardener	Jaguar XK140							
1 -	2:32.053	6 -	2:20.288	11 -	2:28.654P	16 -	2:46.668		
2 -	2:20.669	7 -	2:20.448	12 -	4:30.338	17 -	2:42.244		
3 -	2:23.383	8 -	2:19.140	13 -	2:49.565	18 -	2:42.597		
4 -	2:23.323	9 -	2:18.848	14 -	2:48.023	19 -	2:41.026		
5 -	2:20.695	10 -	2:20.502	15 -	2:46.913	20 -	2:37.399		
18	Rawe	Austin Healey 100M							
1 -	2:27.260	6 -	2:15.238	11 -	2:17.502	16 -	2:38.987	21 -	2:29.457
2 -	2:19.862	7 -	2:22.818P	12 -	2:27.245	17 -	2:38.013		
3 -	2:21.395	8 -	3:10.118	13 -	2:52.812	18 -	2:37.270		
4 -	2:17.003	9 -	2:17.192	14 -	2:45.983	19 -	2:35.727		
5 -	2:15.385	10 -	2:16.599	15 -	2:52.151	20 -	2:31.029		

Car 2 +10 second penalty applied, chicane cut.
Weather/Track: Cloud/Dry.

Legends Woodcote Trophy

RACE 15 - LAP ANALYSIS - Oulton Park 27/28/29 August 2011

(contd.)

23	Wood/Wood	RGS Atalanta			
1 - 2:20.770	6 - 2:07.132	11 - 2:10.288	16 - 2:50.414	21 - 2:30.919	
2 - 2:10.615	7 - 2:07.313	12 - 2:10.529	17 - 2:43.652	22 - 2:30.266	
3 - 2:10.455	8 - 2:07.281	13 - 2:19.283	18 - 2:43.711		
4 - 2:09.329	9 - 2:07.755	14 - 2:43.624P	19 - 2:40.525		
5 - 2:08.430	10 - 2:09.009	15 - 3:33.072	20 - 2:35.709		
24	Roberts/Floyd	Jaguar XK140			
1 - 2:32.716	6 - 2:18.976	11 - 2:25.299P	16 - 2:42.056	21 - 2:31.596	
2 - 2:20.920	7 - 2:17.981	12 - 3:33.045	17 - 2:39.462		
3 - 2:20.676	8 - 2:18.667	13 - 2:41.979	18 - 2:35.670		
4 - 2:21.647	9 - 2:18.172	14 - 2:42.647	19 - 2:32.366		
5 - 2:18.436	10 - 2:18.691	15 - 2:41.402	20 - 2:35.662		
25	Ruddell	Aston Martin DB2/4 Mk1			
1 - 2:29.173	6 - 2:16.730	11 - 3:31.017	16 - 2:47.591		
2 - 2:19.262	7 - 2:15.535	12 - 2:34.289	17 - 2:45.170		
3 - 2:21.247	8 - 2:15.748	13 - 2:46.154	18 - 2:44.451		
4 - 2:19.087	9 - 2:15.790	14 - 2:48.248	19 - 2:43.544		
5 - 2:16.510	10 - 2:22.294P	15 - 2:46.466	20 - 2:37.802		
29	Corfield/Welch	Austin-Healey 100			
1 - 2:20.183	6 - 2:12.732	11 - 2:13.411	16 - 2:33.772	21 - 2:23.065	
2 - 2:20.462	7 - 2:14.363	12 - 2:18.048	17 - 2:31.216	22 - 2:20.786	
3 - 2:20.389	8 - 2:14.234	13 - 2:33.098	18 - 2:29.563		
4 - 2:14.764	9 - 2:19.688P	14 - 2:34.111	19 - 2:27.734		
5 - 2:14.250	10 - 3:17.538	15 - 2:35.876	20 - 2:26.177		
30	White/Payne	Triumph TR2			
1 - 2:32.043	6 - 2:21.683	11 - 2:59.715	16 - 2:46.738	21 - 2:27.971	
2 - 2:18.086	7 - 2:18.940	12 - 2:32.321	17 - 2:39.735		
3 - 2:20.610	8 - 2:19.826	13 - 2:45.447	18 - 2:36.369		
4 - 2:26.499	9 - 2:18.936	14 - 2:42.245	19 - 2:31.696		
5 - 2:20.506	10 - 2:28.045P	15 - 2:41.761	20 - 2:33.953		
34	Midgley/Hope	Aston Martin DB3			
1 - 2:28.498	6 - 2:16.092	11 - 2:16.141	16 - 2:54.015		
2 - 2:19.289	7 - 2:15.407	12 - 2:35.163P	17 - 2:51.203		
3 - 2:20.913	8 - 2:16.285	13 - 3:33.985	18 - 2:48.260		
4 - 2:18.241	9 - 2:15.657	14 - 2:59.367	19 - 2:41.532		
5 - 2:16.659	10 - 2:16.606	15 - 2:55.666	20 - 2:37.604		

Car 2 +10 second penalty applied, chicane cut.
Weather/Track: Cloud/Dry.

Legends Woodcote Trophy

RACE 15 - LAP ANALYSIS - Oulton Park 27/28/29 August 2011

(contd.)

36	Batchelor/Ormond-Smith	Aston Martin			
1 - 2:36.704	6 - 2:21.154	11 - 2:25.118	16 - 2:50.215		
2 - 2:23.053	7 - 2:33.410	12 - 2:37.332P	17 - 2:48.234		
3 - 2:22.892	8 - 2:23.096	13 - 3:56.753	18 - 2:49.043		
4 - 2:21.944	9 - 2:24.189	14 - 2:57.735	19 - 2:45.255		
5 - 2:22.558	10 - 2:22.688	15 - 2:52.187	20 - 2:45.498		
44	Thorne/Wiseman	Austin Healey 100M			
1 - 2:26.785	6 - 2:12.760	11 - 2:21.760P	16 - 2:44.432	21 - 2:34.782	
2 - 2:15.804	7 - 2:13.084	12 - 3:27.788	17 - 2:41.605		
3 - 2:16.702	8 - 2:12.799	13 - 2:56.565	18 - 2:41.831		
4 - 2:13.632	9 - 2:15.079	14 - 2:44.860	19 - 2:37.508		
5 - 2:14.267	10 - 2:15.707	15 - 2:45.014	20 - 2:36.020		
52	Chase-Gardener/Allen	Aston Martin DB2			
1 - 2:34.141	6 - 2:21.656	11 - 2:28.023P	16 - 2:35.248	21 - 2:28.439	
2 - 2:20.429	7 - 2:19.266	12 - 4:07.426	17 - 2:33.019		
3 - 2:20.952	8 - 2:19.310	13 - 2:41.409	18 - 2:32.838		
4 - 2:21.385	9 - 2:19.414	14 - 2:40.401	19 - 2:29.988		
5 - 2:20.025	10 - 2:20.825	15 - 2:38.242	20 - 2:28.355		
53	Edwards/Pratt	Frazer Nash Targa Florio			
1 - 2:34.420	6 - 2:22.376	11 - 2:36.335	16 - 2:49.765		
2 - 2:20.930	7 - 2:18.904	12 - 2:59.009	17 - 2:48.652		
3 - 2:20.503	8 - 2:25.751P	13 - 2:51.932	18 - 2:46.707		
4 - 2:21.393	9 - 3:38.233	14 - 2:53.780	19 - 2:44.602		
5 - 2:20.554	10 - 2:30.505	15 - 2:51.872	20 - 2:41.225		
55	Sharp	Aston Martin DB2			
1 - 2:20.230	6 - 2:13.954	11 - 2:13.726	16 - 2:43.714	21 - 2:28.134	
2 - 2:14.168	7 - 2:13.949	12 - 2:33.743	17 - 2:46.413		
3 - 2:15.523	8 - 2:20.607P	13 - 2:39.200	18 - 2:36.069		
4 - 2:15.090	9 - 3:17.242	14 - 2:47.972	19 - 2:34.841		
5 - 2:14.759	10 - 2:14.613	15 - 2:42.762	20 - 2:31.988		
57	Verey/Welch	Allard J2			
1 - 2:26.136	6 - 2:12.712	11 - 2:11.918	16 - 2:27.459	21 - 2:20.901	
2 - 2:15.178	7 - 2:13.000	12 - 2:19.534	17 - 2:30.712	22 - 2:18.848	
3 - 2:16.685	8 - 2:13.017	13 - 2:26.170	18 - 2:26.796		
4 - 2:13.832	9 - 2:18.864P	14 - 2:31.647	19 - 2:25.268		
5 - 2:14.443	10 - 2:46.771	15 - 2:31.371	20 - 2:24.137		

Car 2 +10 second penalty applied, chicane cut.
Weather/Track: Cloud/Dry.

Legends Woodcote Trophy

RACE 15 - LAP ANALYSIS - Oulton Park 27/28/29 August 2011

(contd.)

60	Ure/Blakeney-Edwards	Cooper T24/25			
1 - 2:15.910	6 - 2:08.989	11 - 2:07.524	16 - 2:35.875	21 - 2:26.027	
2 - 2:09.517	7 - 2:07.816	12 - 2:07.786	17 - 2:33.699	22 - 2:25.720	
3 - 2:08.878	8 - 2:07.235	13 - 2:19.079P	18 - 2:33.286		
4 - 2:08.991	9 - 2:07.511	14 - 2:47.470	19 - 2:29.902		
5 - 2:07.386	10 - 2:07.154	15 - 2:35.226	20 - 2:27.525		
85	Bond	Lister Bristol Flat Iron			
1 - 2:16.119	6 - 2:08.440	11 - 2:09.473	16 - 2:38.676	21 - 2:27.847	
2 - 2:09.701	7 - 2:08.809	12 - 2:07.643	17 - 2:36.570	22 - 2:24.267	
3 - 2:08.477	8 - 2:07.176	13 - 2:13.882	18 - 2:37.106		
4 - 2:09.391	9 - 2:07.222	14 - 2:41.433P	19 - 2:32.981		
5 - 2:07.300	10 - 2:07.027	15 - 3:41.888	20 - 2:28.773		
121	Allen	Aston Martin DB2 Le Mans			
1 - 2:35.754	6 - 2:21.519	11 - 2:27.870P	16 - 2:47.510		
2 - 2:23.419	7 - 2:21.760	12 - 3:42.821	17 - 2:44.491		
3 - 2:22.880	8 - 2:19.752	13 - 2:54.184	18 - 2:43.570		
4 - 2:23.837	9 - 2:20.272	14 - 2:53.967	19 - 2:40.855		
5 - 2:21.815	10 - 2:20.737	15 - 2:48.167	20 - 2:39.293		
132	Skipworth/Williams	Jaguar D-type			
1 - 2:25.791	6 - 2:21.024	11 - 2:09.965	16 - 2:34.079	21 - 2:17.110	
2 - 2:20.813	7 - 2:28.569P	12 - 2:19.624	17 - 2:29.500		
3 - 2:21.339	8 - 3:09.594	13 - 2:41.200	18 - 2:25.802		
4 - 2:35.802	9 - 2:08.827	14 - 2:37.003	19 - 2:22.244		
5 - 2:22.248	10 - 2:08.239	15 - 2:35.714	20 - 2:20.316		

Car 2 +10 second penalty applied, chicane cut.
Weather/Track: Cloud/Dry.

Legends Woodcote Trophy

RACE 15 - LAP CHART - Oulton Park 27/28/29 August 2011

Lap 1			Lap 2			Lap 3			Lap 4			Lap 5		
No	Behind	Laptime	No	Behind	Laptime	No	Behind	Laptime	No	Behind	Laptime	No	Behind	Laptime
60		2:15.910	60		2:09.517	85		2:08.477	60		2:08.991	60		2:07.386
85	0.209	2:16.119	85	0.393	2:09.701	60	0.008	2:08.878	85	0.392	2:09.391	85	0.306	2:07.300
29	4.273	2:20.183	23	5.958	2:10.615	23	7.543	2:10.455	23	7.873	2:09.329	23	8.917	2:08.430
55	4.320	2:20.230	55	8.971	2:14.168	5	14.051	2:12.130	5	17.020	2:11.968	5	21.127	2:11.493
23	4.860	2:20.770	5	10.791	2:13.934	55	15.624	2:15.523	1	18.928	2:12.001	1	22.755	2:11.213
5	6.374	2:22.284	1	11.424	2:13.111	1	15.926	2:13.372	55	21.715	2:15.090	55	29.088	2:14.759
1	7.830	2:23.740	29	15.218	2:20.462	2	23.519	2:16.765	2	27.706	2:13.186	2	34.136	2:13.816
2	9.342	2:25.252	2	15.624	2:15.799	57	23.702	2:16.685	57	28.535	2:13.832	57	35.592	2:14.443
132	9.881	2:25.791	57	15.887	2:15.178	44	24.994	2:16.702	44	29.627	2:13.632	44	36.508	2:14.267
57	10.226	2:26.136	44	17.162	2:15.804	29	26.737	2:20.389	29	32.502	2:14.764	29	39.366	2:14.250
44	10.875	2:26.785	132	21.177	2:20.813	132	33.646	2:21.339	18	42.224	2:17.003	18	50.223	2:15.385
18	11.350	2:27.260	18	21.695	2:19.862	18	34.220	2:21.395	34	43.645	2:18.241	34	52.918	2:16.659
34	12.588	2:28.498	34	22.360	2:19.289	34	34.403	2:20.913	4	44.430	2:18.263	4	54.016	2:16.972
25	13.263	2:29.173	25	23.008	2:19.262	4	35.166	2:20.268	25	45.473	2:19.087	25	54.597	2:16.510
4	14.064	2:29.974	4	23.768	2:19.221	25	35.385	2:21.247	24	52.663	2:21.647	24	1:03.713	2:18.436
9	16.143	2:32.053	30	24.702	2:18.086	30	36.442	2:20.610	52	53.611	2:21.385	52	1:06.250	2:20.025
30	16.133	2:32.043	9	27.295	2:20.669	24	40.015	2:20.676	53	53.950	2:21.393	30	1:07.062	2:20.506
24	16.806	2:32.716	24	28.209	2:20.920	52	41.225	2:20.952	30	53.942	2:26.499	53	1:07.118	2:20.554
52	18.231	2:34.141	52	29.143	2:20.429	53	41.556	2:20.503	9	56.132	2:23.323	9	1:09.441	2:20.695
53	18.510	2:34.420	53	29.923	2:20.930	9	41.808	2:23.383	132	1:00.449	2:35.802	132	1:15.311	2:22.248
121	19.844	2:35.754	121	33.746	2:23.419	121	47.756	2:22.880	36	1:01.297	2:21.944	36	1:16.469	2:22.558
36	20.794	2:36.704	36	34.330	2:23.053	36	48.352	2:22.892	121	1:02.594	2:23.837	121	1:17.023	2:21.815

Car 2 +10 second penalty applied, chicane cut.
Weather/Track: Cloud/Dry.

Oulton Park
Circuit Length = 2.6920 miles.
Start: 15:30 End: 16:21

Legends Woodcote Trophy

RACE 15 - LAP CHART - Oulton Park 27/28/29 August 2011

(contd.)

Lap 6			Lap 7			Lap 8			Lap 9			Lap 10		
No	Behind	Laptime	No	Behind	Laptime	No	Behind	Laptime	No	Behind	Laptime	No	Behind	Laptime
85		2:08.440	60		2:07.816	60		2:07.235	60		2:07.511	60		2:07.154
60	0.243	2:08.989	85	0.750	2:08.809	85	0.691	2:07.176	85	0.402	2:07.222	85	0.275	2:07.027
23	7.303	2:07.132	23	6.557	2:07.313	23	6.603	2:07.281	36	1 LAP	2:23.096	121	1 LAP	2:20.272
1	25.095	2:11.086	1	27.226	2:10.190	1	30.001	2:10.010	18	1 LAP	3:10.118	23	8.702	2:09.009
5	26.041	2:13.660	5	28.920	2:10.938	5	31.476	2:09.791	23	6.847	2:07.755	18	1 LAP	2:17.192
55	34.296	2:13.954	55	40.186	2:13.949	2	46.977	2:11.759	1	32.298	2:09.808	36	1 LAP	2:24.189
2	38.502	2:13.112	2	42.453	2:12.010	57	50.281	2:13.017	5	33.766	2:09.801	1	35.614	2:10.470
57	39.558	2:12.712	57	44.499	2:13.000	44	51.111	2:12.799	132	1 LAP	3:09.594	5	41.956	2:15.344P
44	40.522	2:12.760	44	45.547	2:13.084	55	53.558	2:20.607P	2	52.923	2:13.457	132	1 LAP	2:08.827
29	43.352	2:12.732	29	49.656	2:14.363	29	56.655	2:14.234	44	58.679	2:15.079	2	59.434	2:13.665
18	56.715	2:15.238	34	1:07.612	2:15.407	34	1:16.662	2:16.285	57	1:01.634	2:18.864P	44	1:07.232	2:15.707
34	1:00.264	2:16.092	4	1:09.115	2:16.095	4	1:17.657	2:15.777	29	1:08.832	2:19.688P	53	1 LAP	3:38.233
4	1:01.079	2:15.809	25	1:10.057	2:15.535	25	1:18.570	2:15.748	34	1:24.808	2:15.657	34	1:34.260	2:16.606
25	1:02.581	2:16.730	18	1:11.474	2:22.818P	24	1:35.297	2:18.667	4	1:25.805	2:15.659	4	1:34.891	2:16.240
24	1:13.943	2:18.976	24	1:23.865	2:17.981	52	1:42.442	2:19.310	25	1:26.849	2:15.790	57	1:41.251	2:46.771
52	1:19.160	2:21.656	52	1:30.367	2:19.266	30	1:43.471	2:19.826	24	1:45.958	2:18.172	25	1:41.989	2:22.294P
30	1:19.999	2:21.683	30	1:30.880	2:18.940	9	1:45.277	2:19.140	52	1:54.345	2:19.414	24	1:57.495	2:18.691
53	1:20.748	2:22.376	53	1:31.593	2:18.904	53	1:50.109	2:25.751P	30	1:54.896	2:18.936			
9	1:20.983	2:20.288	9	1:33.372	2:20.448	121	1:56.014	2:19.752	9	1:56.614	2:18.848			
132	1:27.589	2:21.024	121	1:43.497	2:21.760				55	2:03.289	3:17.242			
36	1:28.877	2:21.154	132	1:48.099	2:28.569P									
121	1:29.796	2:21.519	36	1:54.228	2:33.410									

Car 2 +10 second penalty applied, chicane cut.
Weather/Track: Cloud/Dry.

Oulton Park
Circuit Length = 2.6920 miles.
Start: 15:30 End: 16:21

Legends Woodcote Trophy

RACE 15 - LAP CHART - Oulton Park 27/28/29 August 2011

(contd.)

Lap 11			Lap 12			Lap 13			Lap 14			Lap 15		
No	Behind	Laptime	No	Behind	Laptime	No	Behind	Laptime	No	Behind	Laptime	No	Behind	Laptime
60		2:07.524	60		2:07.786	85		2:13.882	85		2:41.433P	60		2:35.226
52	1 LAP	2:20.825	85	2.081	2:07.643	60	3.116	2:19.079P	2	1 LAP	2:38.854	29	1 LAP	2:34.111
85	2.224	2:09.473	24	1 LAP	2:25.299P	2	1 LAP	3:18.180	53	2 LAPS	2:59.009	9	2 LAPS	2:49.565
9	1 LAP	2:20.502	55	1 LAP	2:13.726	23	17.529	2:19.283	60	9.153	2:47.470	53	2 LAPS	2:51.932
55	1 LAP	2:14.613	23	14.209	2:10.529	29	1 LAP	2:18.048	29	1 LAP	2:33.098	4	1 LAP	2:40.455
30	1 LAP	2:28.045P	29	1 LAP	2:13.411	44	1 LAP	3:27.788	4	1 LAP	3:13.106	55	1 LAP	2:47.972
23	11.466	2:10.288	52	1 LAP	2:28.023P	55	1 LAP	2:33.743	23	19.720	2:43.624P	44	1 LAP	2:44.860
29	1 LAP	3:17.538	9	1 LAP	2:28.654P	18	1 LAP	2:27.245	55	1 LAP	2:39.200	132	1 LAP	2:37.003
121	1 LAP	2:20.737	121	1 LAP	2:27.870P	132	1 LAP	2:19.624	44	1 LAP	2:56.565	85	57.509	3:41.888
18	1 LAP	2:16.599	18	1 LAP	2:17.502	36	1 LAP	2:37.332P	34	1 LAP	3:33.985	18	1 LAP	2:45.983
36	1 LAP	2:22.688	132	1 LAP	2:09.965	25	1 LAP	2:34.289	132	1 LAP	2:41.200	34	1 LAP	2:59.367
1	45.865	2:17.775P	36	1 LAP	2:25.118	30	1 LAP	2:32.321	18	1 LAP	2:52.812	23	1:08.413	3:33.072
132	1 LAP	2:08.239	25	1 LAP	3:31.017	24	1 LAP	3:33.045	30	1 LAP	2:45.447	30	1 LAP	2:42.245
2	1:12.322	2:20.412P	30	1 LAP	2:59.715	5	1:41.217	2:31.381	25	1 LAP	2:46.154	24	1 LAP	2:42.647
5	1:16.799	2:42.367	5	1:25.799	2:16.786	121	1 LAP	3:42.821	24	1 LAP	2:41.979	25	1 LAP	2:48.248
44	1:21.468	2:21.760P	1	1:55.610	3:17.531	57	2:07.600	2:26.170	5	1:40.164	2:40.380	5	1:36.389	2:40.604
53	1 LAP	2:30.505	57	1:57.393	2:19.534	52	1 LAP	4:07.426	57	1:57.814	2:31.647	57	1:44.806	2:31.371
34	1:42.877	2:16.141	4	2:03.007	2:27.092P	1	2:14.502	2:34.855	52	1 LAP	2:41.409	52	1 LAP	2:40.401
4	1:43.701	2:16.334	53	1 LAP	2:36.335	9	1 LAP	4:30.338	121	1 LAP	2:54.184	1	2:08.905	2:38.348
57	1:45.645	2:11.918	34	2:10.254	2:35.163P				1	2:14.936	2:41.867	121	1 LAP	2:53.967
									36	1 LAP	3:56.753			
									2	2:43.817	2:39.643			

Car 2 +10 second penalty applied, chicane cut.
Weather/Track: Cloud/Dry.

Oulton Park
Circuit Length = 2.6920 miles.
Start: 15:30 End: 16:21

Legends Woodcote Trophy

RACE 15 - LAP CHART - Oulton Park 27/28/29 August 2011

(contd.)

Lap 16			Lap 17			Lap 18			Lap 19			Lap 20		
No	Behind	Laptime	No	Behind	Laptime	No	Behind	Laptime	No	Behind	Laptime	No	Behind	Laptime
60		2:35.875	60		2:33.699	60		2:33.286	60		2:29.902	60		2:27.525
29	1 LAP	2:35.876	29	1 LAP	2:33.772	2	1 LAP	2:36.257	2	1 LAP	2:36.699	2	1 LAP	2:32.247
2	1 LAP	2:40.914	121	2 LAPS	2:48.167	121	2 LAPS	2:47.510	121	2 LAPS	2:44.491	132	1 LAP	2:22.244
36	2 LAPS	2:57.735	2	1 LAP	2:37.327	4	1 LAP	2:36.986	132	1 LAP	2:25.802	4	1 LAP	2:35.580
9	2 LAPS	2:48.023	36	2 LAPS	2:52.187	132	1 LAP	2:29.500	4	1 LAP	2:36.930	121	2 LAPS	2:43.570
4	1 LAP	2:41.522	4	1 LAP	2:38.572	9	2 LAPS	2:46.668	9	2 LAPS	2:42.244	9	2 LAPS	2:42.597
53	2 LAPS	2:53.780	9	2 LAPS	2:46.913	36	2 LAPS	2:50.215	36	2 LAPS	2:48.234	85	1:11.328	2:28.773
55	1 LAP	2:42.762	132	1 LAP	2:34.079	55	1 LAP	2:46.413	55	1 LAP	2:36.069	55	1 LAP	2:34.841
132	1 LAP	2:35.714	55	1 LAP	2:43.714	53	2 LAPS	2:49.765	85	1:10.080	2:32.981	57	1:18.891	2:24.137
44	1 LAP	2:45.014	53	2 LAPS	2:51.872	85	1:07.001	2:37.106	44	1 LAP	2:41.831	36	2 LAPS	2:49.043
85	1:00.310	2:38.676	44	1 LAP	2:44.432	44	1 LAP	2:41.605	57	1:22.279	2:25.268	44	1 LAP	2:37.508
18	1 LAP	2:52.151	85	1:03.181	2:36.570	18	1 LAP	2:38.013	53	2 LAPS	2:48.652	18	1 LAP	2:35.727
34	1 LAP	2:55.666	18	1 LAP	2:38.987	57	1:26.913	2:26.796	18	1 LAP	2:37.270	53	2 LAPS	2:46.707
23	1:22.952	2:50.414	23	1:32.905	2:43.652	23	1:43.330	2:43.711	24	1 LAP	2:35.670	24	1 LAP	2:32.366
30	1 LAP	2:41.761	57	1:33.403	2:30.712	24	1 LAP	2:39.462	30	1 LAP	2:36.369	30	1 LAP	2:31.696
24	1 LAP	2:41.402	24	1 LAP	2:42.056	30	1 LAP	2:39.735	23	1:53.953	2:40.525	5	1:55.028	2:28.520
25	1 LAP	2:46.466	30	1 LAP	2:46.738	5	1:48.981	2:34.361	5	1:54.033	2:34.954	23	2:02.137	2:35.709
57	1:36.390	2:27.459	34	1 LAP	2:54.015	34	1 LAP	2:51.203	52	1 LAP	2:32.838	52	1 LAP	2:29.988
5	1:41.671	2:41.157	5	1:47.906	2:39.934	25	1 LAP	2:45.170	25	1 LAP	2:44.451	1	2:18.918	2:29.394
52	1 LAP	2:38.242	25	1 LAP	2:47.591	52	1 LAP	2:33.019	1	2:17.049	2:33.309	29	2:24.850	2:26.177
1	2:11.100	2:38.070	52	1 LAP	2:35.248	1	2:13.642	2:32.777	34	1 LAP	2:48.260			
			1	2:14.151	2:36.750	29	2:28.366	2:29.563	29	2:26.198	2:27.734			
			29	2:32.089	2:31.216									

Car 2 +10 second penalty applied, chicane cut.
Weather/Track: Cloud/Dry.

Oulton Park
Circuit Length = 2.6920 miles.
Start: 15:30 End: 16:21

Legends Woodcote Trophy

RACE 15 - LAP CHART - Oulton Park 27/28/29 August 2011

(contd.)

Lap 21			Lap 22			Lap 23			Lap 24			Lap 25		
No	Behind	Laptime	No	Behind	Laptime	No	Behind	Laptime	No	Behind	Laptime	No	Behind	Laptime
60		2:26.027	60		2:25.720									
25	2 LAPS	2:43.544	132	1 LAP	2:17.110									
34	2 LAPS	2:41.532	25	2 LAPS	2:37.802									
132	1 LAP	2:20.316	34	2 LAPS	2:37.604									
2	1 LAP	2:30.756	2	1 LAP	2:28.293									
4	1 LAP	2:35.080	4	1 LAP	2:34.934									
121	2 LAPS	2:40.855	57	1:06.893	2:18.848									
85	1:13.148	2:27.847	85	1:11.695	2:24.267									
57	1:13.765	2:20.901	121	2 LAPS	2:39.293									
55	1 LAP	2:31.988	55	1 LAP	2:28.134									
9	2 LAPS	2:41.026	9	2 LAPS	2:37.399									
36	2 LAPS	2:45.255	44	1 LAP	2:34.782									
44	1 LAP	2:36.020	18	1 LAP	2:29.457									
18	1 LAP	2:31.029	36	2 LAPS	2:45.498									
5	2:00.635	2:31.634	5	2:03.104	2:28.189									
30	1 LAP	2:33.953	30	1 LAP	2:27.971									
53	2 LAPS	2:44.602	24	1 LAP	2:31.596									
24	1 LAP	2:35.662	23	2:11.575	2:30.266									
23	2:07.029	2:30.919	29	2:16.954	2:20.786									
52	1 LAP	2:28.355	53	2 LAPS	2:41.225									
29	2:21.888	2:23.065	52	1 LAP	2:28.439									
1	2:23.996	2:31.105	1	2:26.518	2:28.242									

Car 2 +10 second penalty applied, chicane cut.
Weather/Track: Cloud/Dry.

HSCC Classic Formula 3

RACE 16 - QUALIFYING - Oulton Park 27/28/29 August 2011

POS	NO	CL	DRIVER	NAT	CAR	TIME	LAPS	GAP	MPH
1	20	A	David CLARK		Argo JM6	2:13.607	6		72.53
2	5	A	Adrian HOLEY		Chevron B38	2:14.291	7	0.684	72.16
3	36	A	Martyn PORTER		Chevron B43	2:16.277	6	2.670	71.11
4	63	A	Matthew STURMER		Van Diemen GRD 376	2:16.621	7	3.014	70.93
5	33	B	Andy JONES		Brabham BT38C	2:16.652	7	3.045	70.91
6	38	A	Hugh PRICE		Chevron B38	2:17.501	6	3.894	70.48
7	93	A	Rudolf ERNST		Ralt RT1	2:18.458	6	4.851	69.99
8	69	B	Albert CLEMENTS		Lotus 69	2:20.260	5	6.653	69.09
9	17	A	Keith WHITE		Ralt RT1	2:20.900	4	7.293	68.78
10	61	C	Andrew JARVIS		Jamun T6	2:25.854	5	12.247	66.44
11	29	A	Jonathan PRICE		March 783	2:26.258	2	12.651	66.26
12	32	A	Jamie BRASHAW		March 793	2:30.911	4	17.304	64.21
13	37	B	Derek BUCKTON		Royale RP11	2:33.014	6	19.407	63.33
14	99	B	Tom POWELL		Chevron B20	2:34.986	6	21.379	62.53
15	96	B	Gareth WALTERS		Palliser WDF3	2:36.787	5	23.180	61.81
16	73	A	Andrew STORER		Chevron B38	2:42.965	4	29.358	59.46
17	26	A	Peter HISCOCKS		Lola T670	2:48.237	3	34.630	57.60

Cars 1, 20, 32, 33, 63 lap times disregarded when chicane cut.

Weather/Track: Rain/Wet. Car 1 completed 1 lap from pits.

These results are provisional until the conclusion of any judicial and technical matters.

Oulton Park

Circuit Length = 2.6920 miles.

Start: 10:34 End: 10:50

Clerk of the Course:

Timekeeper:

HSCC Classic Formula 3

RACE 16 - QUALIFYING LAP ANALYSIS - Oulton Park 27/28/29 August 2011

1	Benn SIMMS	March 803B
1 - 2:10.517D		
5	Adrian HOLEY	Chevron B38
1 - 2:36.722 6 - 2:17.875 2 - 2:20.864 7 - 2:14.291 3 - 2:20.024 4 - 2:19.512 5 - 2:15.910		
17	Keith WHITE	Ralt RT1
1 - 3:27.296 2 - 2:20.900 3 - 2:24.177 4 - 2:51.497P		
20	David CLARK	Argo JM6
1 - 2:23.243D 6 - 2:13.607 2 - 2:19.252 3 - 2:33.328P 4 - 4:55.864 5 - 2:17.105		
26	Peter HISCOCKS	Lola T670
1 - X:00.000 2 - 3:13.262 3 - 2:48.237		
29	Jonathan PRICE	March 783
1 - X:00.000 2 - 2:26.258		

Cars 1, 20, 32, 33, 63 lap times disregarded when chicane cut.
Weather/Track: Rain/Wet

HSCC Classic Formula 3

RACE 16 - QUALIFYING LAP ANALYSIS - Oulton Park 27/28/29 August 2011

(contd.)

32	Jamie BRASHAW	March 793
1 -	2:21.239D	
2 -	2:30.911P	
3 -	3:19.496P	
4 -	9:01.915	
33	Andy JONES	Brabham BT38C
1 -	2:24.287	6 - 2:20.154D
2 -	2:16.652	7 - 2:16.948
3 -	2:16.289D	
4 -	2:17.538	
5 -	2:18.428	
36	Martyn PORTER	Chevron B43
1 -	2:26.657	6 - 3:07.944P
2 -	2:16.277	
3 -	2:18.984	
4 -	2:30.326	
5 -	2:20.519	
37	Derek BUCKTON	Royale RP11
1 -	3:43.099	6 - 2:33.592
2 -	2:33.014	
3 -	2:34.572	
4 -	2:59.358	
5 -	2:42.601	
38	Hugh PRICE	Chevron B38
1 -	5:25.085	6 - 2:17.501
2 -	2:23.473	
3 -	2:18.465	
4 -	2:19.049	
5 -	2:19.077	
61	Andrew JARVIS	Jamun T6
1 -	6:52.505	
2 -	2:36.309	
3 -	2:28.681	
4 -	2:29.016	
5 -	2:25.854	

Cars 1, 20, 32, 33, 63 lap times disregarded when chicane cut.
Weather/Track: Rain/Wet

HSCC Classic Formula 3

RACE 16 - QUALIFYING LAP ANALYSIS - Oulton Park 27/28/29 August 2011


(contd.)

63	Matthew STURMER	Van Diemen GRD 376
1 - 3:39.840	6 - 2:16.371D	
2 - 2:20.810	7 - 2:16.621	
3 - 2:21.713		
4 - 2:24.519		
5 - 2:17.940		
69	Albert CLEMENTS	Lotus 69
1 - 7:37.604		
2 - 2:25.855		
3 - 2:25.164		
4 - 2:23.092		
5 - 2:20.260		
73	Andrew STORER	Chevron B38
1 - 7:53.650		
2 - 2:55.133		
3 - 2:47.473		
4 - 2:42.965		
93	Rudolf ERNST	Ralt RT1
1 - 4:59.749	6 - 2:18.458	
2 - 2:26.135		
3 - 2:21.252		
4 - 2:21.050		
5 - 2:27.564		
96	Gareth WALTERS	Palliser WDF3
1 - 5:28.999		
2 - 2:37.693		
3 - 2:40.075		
4 - 2:39.900		
5 - 2:36.787		
99	Tom POWELL	Chevron B20
1 - 3:04.469	6 - 2:34.986	
2 - 2:37.948		
3 - 2:36.444		
4 - 2:38.408		
5 - 2:37.450		

Cars 1, 20, 32, 33, 63 lap times disregarded when chicane cut.
Weather/Track: Rain/Wet

HSCC Classic Formula 3
RACE 16 - GRID - Oulton Park 27/28/29 August 2011

ROW 9	26 HISCOCKS	1 SIMMS
ROW 8	96 WALTERS	73 STORER
ROW 7	37 BUCKTON	99 POWELL
ROW 6	29 PRICE	32 BRASHAW
ROW 5	17 WHITE	61 JARVIS
ROW 4	93 ERNST	69 CLEMENTS
ROW 3	33 JONES	38 PRICE
ROW 2	36 PORTER	63 STURMER
ROW 1	20 CLARK	5 HOLEY
	POLE	



Cars 1, 20, 32, 33, 63 lap times disregarded when chicane cut.

Weather/Track: Rain/Wet. Car 1 completed 1 lap from pits.

These results are provisional until the conclusion of any judicial and technical matters.

Oulton Park

Circuit Length = 2.6920 miles.

Start: 10:34 End: 10:50

Clerk of the Course:

Timekeeper:

HSCC Classic Formula 3

RACE 16 - AMENDED CLASSIFICATION - Oulton Park 27/28/29 August 2011

POS	NO	CL	DRIVER	NAT	CAR	TIME	LAPS	GAP	MPH	BEST
1	1	A	Benn SIMMS		March 803B	20:04.931	11		88.47	1:45.434
2	20	A	David CLARK		Argo JM6	20:28.939	11	24.008	86.74	1:48.503
3	17	A	Keith WHITE		Ralt RT1	20:29.619	11	24.688	86.69	1:47.552
4	63	A	Matthew STURMER		Van Diemen GRD 376	21:02.814	11	57.883	84.41	1:50.362
5	5	A	Adrian HOLEY		Chevron B38	21:18.502	11	1:13.571	83.38	1:51.855
6	93	A	Rudolf ERNST		Ralt RT1	21:27.437	11	1:22.506	82.80	1:52.069
7	36	A	Martyn PORTER		Chevron B43	21:28.185	11	1:23.254	82.75	1:49.203
8	33	B	Andy JONES		Brabham BT38C	21:36.729	11	1:31.798	82.20	1:54.943
9	29	A	Jonathan PRICE		March 783	21:53.524	11	1:48.593	81.15	1:54.618
10	69	B	Albert CLEMENTS		Lotus 69	21:54.584	11	1:49.653	81.09	1:56.159
11	32	A	Jamie BRASHAW		March 793	20:20.351	10	1 LAP	79.41	1:46.613
12	73	A	Andrew STORER		Chevron B38	20:59.161	10	1 LAP	76.96	2:00.930
13	96	B	Gareth WALTERS		Palliser WDF3	21:19.952	10	1 LAP	75.71	2:04.176
14	26	A	Peter HISCOCKS		Lola T670	21:25.507	10	1 LAP	75.38	2:03.951
15	99	B	Tom POWELL		Chevron B20	21:26.917	10	1 LAP	75.30	2:05.163
16	61	C	Andrew JARVIS		Jamun T6	21:44.023	9	2 LAPS	66.88	2:22.747

NOT CLASSIFIED

37	B	Derek BUCKTON		Royale RP11	3:04.213	1	D.N.F.	52.60
----	---	----------------------	--	-------------	----------	---	--------	-------

FASTEST LAP

1	A	Benn SIMMS		March 803B	1:45.434	8	91.91mph	147.92kph
33	B	Andy JONES		Brabham BT38C	1:54.943	9	84.31mph	135.68kph
61	C	Andrew JARVIS		Jamun T6	2:22.747	7	67.89mph	109.25kph

Car 38 excluded - Contravention of Championship technical regulations.

Weather/Track: Cloud/Dry

These results are provisional until the conclusion of any judicial and technical matters.

Oulton Park

Circuit Length = 2.6920 miles.

Start: 16:32 End: 16:52

Clerk of the Course:

Timekeeper:

HSCC Classic Formula 3

RACE 16 - LAP ANALYSIS - Oulton Park 27/28/29 August 2011

1	Benn SIMMS	March 803B
1 - 2:07.578	6 - 1:46.446	11 - 1:46.206
2 - 1:52.583	7 - 1:47.142	
3 - 1:51.622	8 - 1:45.434	
4 - 1:47.986	9 - 1:46.693	
5 - 1:47.170	10 - 1:46.071	
5	Adrian HOLEY	Chevron B38
1 - 2:06.257	6 - 1:54.213	11 - 1:57.314
2 - 1:58.873	7 - 1:52.558	
3 - 1:57.009	8 - 1:51.855	
4 - 1:56.696	9 - 1:53.244	
5 - 1:54.190	10 - 1:56.293	
17	Keith WHITE	Ralt RT1
1 - 2:07.382	6 - 1:47.849	11 - 1:48.867
2 - 1:57.954	7 - 1:47.552	
3 - 1:54.226	8 - 1:48.855	
4 - 1:50.245	9 - 1:49.036	
5 - 1:49.055	10 - 1:48.598	
20	David CLARK	Argo JM6
1 - 1:59.577	6 - 1:49.048	11 - 1:48.503
2 - 1:51.538	7 - 1:50.806	
3 - 2:00.402	8 - 1:50.501	
4 - 1:50.423	9 - 1:49.244	
5 - 1:49.984	10 - 1:48.913	
26	Peter HISCOCKS	Lola T670
1 - 2:27.273	6 - 2:07.405	
2 - 2:10.129	7 - 2:07.038	
3 - 2:08.238	8 - 2:05.317	
4 - 2:05.308	9 - 2:05.253	
5 - 2:05.595	10 - 2:03.951	
29	Jonathan PRICE	March 783
1 - 2:17.019	6 - 1:57.891	11 - 1:56.971
2 - 2:00.823	7 - 1:56.284	
3 - 2:00.679	8 - 1:54.618	
4 - 1:57.281	9 - 1:55.072	
5 - 1:56.244	10 - 2:00.642	

Weather/Track: Cloud/Dry

www.mstworld.com

Page 1 of 3

Oulton Park
Circuit Length = 2.6920 miles.
Start: 16:32 End: 16:52

Printed - 16:55 Monday, 29 August 2011

HSCC Classic Formula 3

RACE 16 - LAP ANALYSIS - Oulton Park 27/28/29 August 2011

(contd.)

32	Jamie BRASHAW	March 793
1 - 2:02.133	6 - 1:46.613	
2 - 1:49.505	7 - 1:48.377	
3 - 1:51.102	8 - 1:47.509	
4 - 1:48.678	9 - 3:50.705	
5 - 1:48.262	10 - 1:47.467	
33	Andy JONES	Brabham BT38C
1 - 2:08.900	6 - 1:55.923	11 - 1:57.210
2 - 1:59.216	7 - 1:55.066	
3 - 1:58.623	8 - 1:55.346	
4 - 1:58.376	9 - 1:54.943	
5 - 1:58.087	10 - 1:55.039	
36	Martyn PORTER	Chevron B43
1 - 2:35.987	6 - 1:51.258	11 - 1:49.203
2 - 2:00.117	7 - 1:51.337	
3 - 1:59.229	8 - 1:52.069	
4 - 1:53.560	9 - 1:51.862	
5 - 1:53.276	10 - 1:50.287	
37	Derek BUCKTON	Royale RP11
1 - 3:04.213P		
38	Hugh PRICE	Chevron B38
1 - 2:06.668	6 - 1:50.135	11 - 1:48.816
2 - 1:53.210	7 - 1:49.485	
3 - 1:52.923	8 - 1:48.808	
4 - 1:51.291	9 - 1:50.456	
5 - 1:50.174	10 - 1:47.971	
61	Andrew JARVIS	Jamun T6
1 - 2:27.739	6 - 2:23.079	
2 - 2:23.893	7 - 2:22.747	
3 - 2:27.799	8 - 2:23.024	
4 - 2:24.227	9 - 2:25.240	
5 - 2:26.275		

Weather/Track: Cloud/Dry

www.mstworld.com

Page 2 of 3

Oulton Park
Circuit Length = 2.6920 miles.
Start: 16:32 End: 16:52

Printed - 16:55 Monday, 29 August 2011

HSCC Classic Formula 3

RACE 16 - LAP ANALYSIS - Oulton Park 27/28/29 August 2011

(contd.)

63	Matthew STURMER	Van Diemen GRD 376
1 - 2:09.690	6 - 1:56.127	11 - 1:50.362
2 - 1:58.577	7 - 1:51.478	
3 - 1:54.920	8 - 1:50.739	
4 - 1:55.074	9 - 1:51.583	
5 - 1:52.412	10 - 1:51.852	
69	Albert CLEMENTS	Lotus 69
1 - 2:11.451	6 - 1:58.961	11 - 1:56.369
2 - 2:03.244	7 - 1:57.449	
3 - 2:00.051	8 - 1:56.159	
4 - 1:58.482	9 - 1:56.894	
5 - 1:58.772	10 - 1:56.752	
73	Andrew STORER	Chevron B38
1 - 2:24.066	6 - 2:02.961	
2 - 2:09.380	7 - 2:01.332	
3 - 2:05.783	8 - 2:03.191	
4 - 2:04.430	9 - 2:00.930	
5 - 2:04.571	10 - 2:02.517	
93	Rudolf ERNST	Ralt RT1
1 - 2:13.284	6 - 1:55.439	11 - 1:54.415
2 - 1:59.980	7 - 1:54.663	
3 - 1:59.535	8 - 1:53.394	
4 - 1:56.787	9 - 1:52.069	
5 - 1:54.771	10 - 1:53.100	
96	Gareth WALTERS	Palliser WDF3
1 - 2:25.051	6 - 2:04.176	
2 - 2:07.762	7 - 2:04.997	
3 - 2:06.240	8 - 2:06.021	
4 - 2:06.874	9 - 2:08.349	
5 - 2:05.068	10 - 2:05.414	
99	Tom POWELL	Chevron B20
1 - 2:25.855	6 - 2:05.380	
2 - 2:09.072	7 - 2:06.806	
3 - 2:07.683	8 - 2:05.163	
4 - 2:07.510	9 - 2:05.671	
5 - 2:07.791	10 - 2:05.986	

Weather/Track: Cloud/Dry

www.mstworld.com

Page 3 of 3

Oulton Park
Circuit Length = 2.6920 miles.
Start: 16:32 End: 16:52

Printed - 16:55 Monday, 29 August 2011

HSCC Classic Formula 3

RACE 16 - LAP CHART - Oulton Park 27/28/29 August 2011

Lap 1			Lap 2			Lap 3			Lap 4			Lap 5		
No	Behind	Laptime	No	Behind	Laptime	No	Behind	Laptime	No	Behind	Laptime	No	Behind	Laptime
20		1:59.577	20		1:51.538	32		1:51.102	32		1:48.678	32		1:48.262
32	2.556	2:02.133	32	0.523	1:49.505	20	8.777	2:00.402	1	8.351	1:47.986	1	7.259	1:47.170
5	6.680	2:06.257	38	8.763	1:53.210	1	9.043	1:51.622	20	10.522	1:50.423	20	12.244	1:49.984
38	7.091	2:06.668	1	9.046	1:52.583	38	10.061	1:52.923	38	12.674	1:51.291	38	14.586	1:50.174
17	7.805	2:07.382	5	14.015	1:58.873	17	16.822	1:54.226	17	18.389	1:50.245	17	19.182	1:49.055
1	8.001	2:07.578	17	14.221	1:57.954	5	19.399	1:57.009	63	26.843	1:55.074	61	1 LAP	2:24.227
33	9.323	2:08.900	33	17.001	1:59.216	63	20.447	1:54.920	5	27.417	1:56.696	63	30.993	1:52.412
63	10.113	2:09.690	63	17.152	1:58.577	33	23.999	1:58.623	33	33.697	1:58.376	5	33.345	1:54.190
69	11.874	2:11.451	93	22.149	1:59.980	93	30.059	1:59.535	93	38.168	1:56.787	33	43.522	1:58.087
93	13.707	2:13.284	69	23.580	2:03.244	69	32.006	2:00.051	69	41.810	1:58.482	93	44.677	1:54.771
29	17.442	2:17.019	29	26.727	2:00.823	29	35.781	2:00.679	29	44.384	1:57.281	69	52.320	1:58.772
73	24.489	2:24.066	96	41.698	2:07.762	36	52.593	1:59.229	36	57.475	1:53.560	29	52.366	1:56.244
96	25.474	2:25.051	73	42.331	2:09.380	96	56.313	2:06.240	73	1:12.241	2:04.430	36	1:02.489	1:53.276
99	26.278	2:25.855	99	43.812	2:09.072	73	56.489	2:05.783	96	1:14.509	2:06.874	73	1:28.550	2:04.571
26	27.696	2:27.273	36	44.989	2:00.117	99	59.870	2:07.683	99	1:18.702	2:07.510	96	1:31.315	2:05.068
61	28.162	2:27.739	26	46.287	2:10.129	26	1:02.900	2:08.238	26	1:19.530	2:05.308	26	1:36.863	2:05.595
36	36.410	2:35.987	61	1:00.517	2:23.893	61	1:36.691	2:27.799				99	1:38.231	2:07.791
37	1:04.636	3:04.213P												

Weather/Track: Cloud/Dry

www.mstworld.com

Page 1 of 3

Oulton Park
Circuit Length = 2.6920 miles.
Start: 16:32 End: 16:52

Printed - 16:55 Monday, 29 August 2011

HSCC Classic Formula 3

RACE 16 - LAP CHART - Oulton Park 27/28/29 August 2011

(contd.)

Lap 6			Lap 7			Lap 8			Lap 9			Lap 10		
No	Behind	Laptime	No	Behind	Laptime	No	Behind	Laptime	No	Behind	Laptime	No	Behind	Laptime
32		1:46.613	32		1:48.377	32		1:47.509	1		1:46.693	1		1:46.071
1	7.092	1:46.446	96	1 LAP	2:04.176	1	3.782	1:45.434	20	18.869	1:49.244	32	1 LAP	3:50.705
20	14.679	1:49.048	1	5.857	1:47.142	73	1 LAP	2:01.332	17	19.500	1:49.036	20	21.711	1:48.913
38	18.108	1:50.135	99	1 LAP	2:05.380	96	1 LAP	2:04.997	38	20.496	1:50.456	17	22.027	1:48.598
17	20.418	1:47.849	26	1 LAP	2:07.405	20	20.100	1:50.501	73	1 LAP	2:03.191	38	22.396	1:47.971
63	40.507	1:56.127	20	17.108	1:50.806	38	20.515	1:48.808	61	2 LAPS	2:22.747	73	1 LAP	2:00.930
5	40.945	1:54.213	38	19.216	1:49.485	17	20.939	1:48.855	96	1 LAP	2:06.021	63	53.727	1:51.852
33	52.832	1:55.923	17	19.593	1:47.552	99	1 LAP	2:06.806	99	1 LAP	2:05.163	96	1 LAP	2:08.349
93	53.503	1:55.439	63	43.608	1:51.478	26	1 LAP	2:07.038	26	1 LAP	2:05.317	61	2 LAPS	2:23.024
61	1 LAP	2:26.275	5	45.126	1:52.558	63	46.838	1:50.739	63	47.946	1:51.583	99	1 LAP	2:05.671
29	1:03.644	1:57.891	33	59.521	1:55.066	5	49.472	1:51.855	5	52.241	1:53.244	5	1:02.463	1:56.293
69	1:04.668	1:58.961	93	59.789	1:54.663	93	1:05.674	1:53.394	93	1:07.268	1:52.069	26	1 LAP	2:05.253
36	1:07.134	1:51.258	36	1:10.094	1:51.337	33	1:07.358	1:55.346	33	1:11.826	1:54.943	93	1:14.297	1:53.100
73	1:44.898	2:02.961	29	1:11.551	1:56.284	36	1:14.654	1:52.069	36	1:16.041	1:51.862	36	1:20.257	1:50.287
			69	1:13.740	1:57.449	29	1:18.660	1:54.618	29	1:23.257	1:55.072	33	1:20.794	1:55.039
			61	1 LAP	2:23.079	69	1:22.390	1:56.159	69	1:28.809	1:56.894	29	1:37.828	2:00.642
												69	1:39.490	1:56.752

Weather/Track: Cloud/Dry

www.mstworld.com

Page 2 of 3

Oulton Park
Circuit Length = 2.6920 miles.
Start: 16:32 End: 16:52

Printed - 16:55 Monday, 29 August 2011

HSCC Classic Formula 3

RACE 16 - LAP CHART - Oulton Park 27/28/29 August 2011

(contd.)

Lap 11			Lap 12			Lap 13			Lap 14			Lap 15		
No	Behind	Laptime	No	Behind	Laptime	No	Behind	Laptime	No	Behind	Laptime	No	Behind	Laptime
1		1:46.206												
32	1 LAP	1:47.467												
20	24.008	1:48.503												
17	24.688	1:48.867												
38	25.006	1:48.816												
73	1 LAP	2:02.517												
63	57.883	1:50.362												
5	1:13.571	1:57.314												
96	1 LAP	2:05.414												
26	1 LAP	2:03.951												
99	1 LAP	2:05.986												
93	1:22.506	1:54.415												
36	1:23.254	1:49.203												
33	1:31.798	1:57.210												
61	2 LAPS	2:25.240												
29	1:48.593	1:56.971												
69	1:49.653	1:56.369												

Weather/Track: Cloud/Dry

www.mstworld.com

Page 3 of 3

Oulton Park
Circuit Length = 2.6920 miles.
Start: 16:32 End: 16:52

Printed - 16:55 Monday, 29 August 2011

Legends Stirling Moss Trophy

QUALIFYING - RACE 17 - Oulton Park 27/28/29 August 2011

POS	NO	CL	DRIVER(S)	CAR	TIME	LAPS	GAP	MPH
1	22	6	Verdon-Roe	Aston Martin DBR1	2:24.515	7		67.06
2	133	6	Minshaw/Stretton	Lister Jaguar Knobbly	2:24.552	9	0.037	67.04
3	1	6	Minshaw/Minshaw	Maserati T61	2:25.478	10	0.963	66.61
4	15	5	McIntyre	Lotus 15	2:25.847	10	1.332	66.44
5	46	6	Smith/Young	Lister Jaguar Costin	2:29.129	9	4.614	64.98
6	9	6	Eastick	Jaguar D-Type	2:32.632	9	8.117	63.49
7	62	1	Paul/Bourne	Elva Mk5	2:33.171	9	8.656	63.27
8	124	6	Groom	Lister Knobbly	2:34.667	10	10.152	62.65
9	8	6	Wood/McCaig	Lister Knobbly	2:34.798	9	10.283	62.60
10	11	4	Gammons/Gammons	Lotus XI LM250	2:35.075	6	10.560	62.49
11	20	6	Bennett	Jaguar Knobbly	2:35.198	10	10.683	62.44
12	33	1	Phillips/Phillips	Lola Mk1 Prototype	2:35.848	9	11.333	62.18
13	36	6	Ziegler/Shuckburgh	Lister Jaguar Knobbly	2:36.652	9	12.137	61.86
14	42	5	Woolley	Cooper Monaco	2:39.467	10	14.952	60.77
15	4	4	Champion/Chilcott	Lotus XI S1 Le Mans	2:39.674	9	15.159	60.69
16	30	1	White/Stanton	Triumph TR2	2:40.443	9	15.928	60.40
17	6	6	Gibbon	Lister Chevrolet	2:40.753	9	16.238	60.28
18	85	1	Bond	Lister Bristol Flat Iron	2:41.205	5	16.690	60.11
19	57	1	Rutt/Sugden	Lola Mk1	2:42.891	9	18.376	59.49
20	48	1	Taylor	Cooper Bobtail	2:43.972	7	19.457	59.10
21	77	4	Davison/Atkins	Lotus XI	2:44.122	8	19.607	59.04
22	19	1	Emmerling/Hooper	Elva Mk V	2:44.311	9	19.796	58.98

Car 15 time disregarded when chicane cut.

Weather/Track: Rain/Wet.

These results are provisional until the conclusion of any judicial and technical matters.

Oulton Park

Circuit Length = 2.6920 miles.

Start: 10:58 End: 11:23

Clerk of the Course:

Timekeeper:

Legends Stirling Moss Trophy

QUALIFYING LAP ANALYSIS - RACE 17 - Oulton Park 27/28/29 August 2011

1	Minshaw/Minshaw	Maserati T61
1 - X:00.000	6 - 2:25.986	
2 - 2:25.576	7 - 2:39.059P	
3 - 2:27.507	8 - 3:52.432	
4 - 2:27.870	9 - 2:37.870	
5 - 2:26.367	10 - 2:25.478	
4	Champion/Chilcott	Lotus XI S1 Le Mans
1 - X:00.000	6 - 2:51.395P	
2 - 2:46.609	7 - 4:25.592	
3 - 2:43.350	8 - 2:50.233	
4 - 2:42.523	9 - 2:47.968	
5 - 2:39.674		
6	Gibbon	Lister Chevrolet
1 - X:00.000	6 - 2:45.940	
2 - 2:41.979	7 - 2:41.775	
3 - 2:41.822	8 - 2:40.753	
4 - 2:42.309	9 - 2:41.542	
5 - 2:42.385		
8	Wood/McCaig	Lister Knobbly
1 - X:00.000	6 - 2:38.564	
2 - 2:37.449	7 - 2:42.776	
3 - 2:40.314	8 - 2:37.963	
4 - 2:41.896P	9 - 2:34.798	
5 - 3:52.871		
9	Eastick	Jaguar D-Type
1 - X:00.000	6 - 2:33.766	
2 - 2:41.047	7 - 2:33.899	
3 - 2:38.225	8 - 2:32.632	
4 - 2:33.909	9 - 2:58.649	
5 - 2:36.340		
11	Gammons/Gammons	Lotus XI LM250
1 - X:00.000	6 - 4:07.295P	
2 - 2:38.727		
3 - 2:35.797		
4 - 2:35.075		
5 - 2:48.211P		

Car 15 time disregarded when chicane cut.
Weather/Track: Rain/Wet.

Legends Stirling Moss Trophy

QUALIFYING LAP ANALYSIS - RACE 17 - Oulton Park 27/28/29 August 2011

(contd.)

15	McIntyre	Lotus 15
1 - X:00.000	6 - 2:25.847	
2 - 2:30.615	7 - 2:26.748	
3 - 2:32.742	8 - 2:25.561D	
4 - 2:36.744	9 - 2:26.210	
5 - 2:27.683	10 - 2:33.645	
19	Emmerling/Hooper	Elva Mk V
1 - X:00.000	6 - 4:04.076	
2 - 2:53.801	7 - 2:54.308	
3 - 3:03.637	8 - 2:48.322	
4 - 2:44.311	9 - 2:48.900	
5 - 2:53.671P		
20	Bennett	Jaguar Knobbly
1 - X:00.000	6 - 2:36.937	
2 - 2:43.413	7 - 2:36.248	
3 - 2:44.070	8 - 2:35.205	
4 - 2:41.931	9 - 2:35.318	
5 - 2:39.752	10 - 2:35.198	
22	Verdon-Roe	Aston Martin DBR1
1 - X:00.000	6 - 2:24.515	
2 - 2:26.584	7 - 2:32.908P	
3 - 2:25.611		
4 - 2:24.858		
5 - 2:25.776		
30	White/Stanton	Triumph TR2
1 - X:00.000	6 - 4:07.526	
2 - 2:44.378	7 - 2:50.298	
3 - 2:42.745	8 - 2:48.022	
4 - 2:40.443	9 - 2:48.360	
5 - 2:51.975P		
33	Phillips/Phillips	Lola Mk1 Prototype
1 - X:00.000	6 - 3:30.971	
2 - 2:45.749	7 - 2:39.072	
3 - 2:48.260	8 - 2:40.129	
4 - 2:42.100	9 - 2:35.848	
5 - 2:49.597P		

Car 15 time disregarded when chicane cut.
Weather/Track: Rain/Wet.

Legends Stirling Moss Trophy

QUALIFYING LAP ANALYSIS - RACE 17 - Oulton Park 27/28/29 August 2011

(contd.)

36	Ziegler/Shuckburgh	Lister Jaguar Knobbly
1 - X:00.000	6 - 3:57.431	
2 - 2:42.116	7 - 2:38.220	
3 - 2:41.719	8 - 2:51.476	
4 - 2:36.652	9 - 2:37.104	
5 - 2:44.963P		
42	Woolley	Cooper Monaco
1 - X:00.000	6 - 2:41.831	
2 - 2:46.127	7 - 2:40.730	
3 - 2:46.548	8 - 2:41.878	
4 - 2:41.005	9 - 2:40.549	
5 - 2:41.002	10 - 2:39.467	
46	Smith/Young	Lister Jaguar Costin
1 - X:00.000	6 - 2:44.242P	
2 - 2:39.292	7 - 3:59.271	
3 - 2:40.010	8 - 2:31.121	
4 - 2:37.375	9 - 2:29.129	
5 - 2:35.797		
48	Taylor	Cooper Bobtail
1 - X:00.000	6 - 2:46.066	
2 - 2:52.298	7 - 3:02.302P	
3 - 2:47.232		
4 - 2:48.143		
5 - 2:43.972		
57	Rutt/Sugden	Lola Mk1
1 - X:00.000	6 - 2:43.583	
2 - 2:48.544	7 - 2:42.891	
3 - 2:48.669	8 - 2:43.246	
4 - 2:51.720P	9 - 2:44.522	
5 - 3:47.896		
62	Paul/Bourne	Elva Mk5
1 - X:00.000	6 - 3:44.162	
2 - 2:44.547	7 - 2:38.412	
3 - 2:43.601	8 - 2:33.171	
4 - 2:41.612	9 - 2:34.874	
5 - 2:49.522P		

Car 15 time disregarded when chicane cut.
Weather/Track: Rain/Wet.

Legends Stirling Moss Trophy

QUALIFYING LAP ANALYSIS - RACE 17 - Oulton Park 27/28/29 August 2011

(contd.)

77	Davison/Atkins	Lotus XI
1 - X:00.000	6 - 2:47.147	
2 - 3:01.109	7 - 2:47.142	
3 - 3:05.058	8 - 2:44.122	
4 - 3:16.018P		
5 - 3:48.153		
85	Bond	Lister Bristol Flat Iron
1 - X:00.000		
2 - 2:47.232		
3 - 2:43.967		
4 - 2:41.205		
5 - 2:42.271		
124	Groom	Lister Knobbly
1 - X:00.000	6 - 2:39.969	
2 - 2:42.855	7 - 2:34.667	
3 - 2:39.220	8 - 2:35.111	
4 - 2:37.863	9 - 2:37.789	
5 - 2:39.004	10 - 2:49.049	
133	Minshaw/Stretton	Lister Jaguar Knobbly
1 - X:00.000	6 - 2:27.538	
2 - 2:28.287	7 - 2:24.552	
3 - 2:26.335	8 - 2:26.434	
4 - 2:32.173P	9 - 2:24.891	
5 - 5:10.040		


Car 15 time disregarded when chicane cut.
Weather/Track: Rain/Wet.

Legends Stirling Moss Trophy

GRID FOR RACE 17 - Oulton Park 27/28/29 August 2011

ROW 11	77 Davison/Atkins	19 Emmerling/Hooper
ROW 10	57 Rutt/Sugden	48 Taylor
ROW 9	6 Gibbon	85 Bond
ROW 8	4 Champion/Chilcott	30 White/Stanton
ROW 7	36 Ziegler/Shuckburgh	42 Woolley
ROW 6	20 Bennett	33 Phillips/Phillips
ROW 5	8 Wood/McCaig	11 Gammons/Gammons
ROW 4	62 Paul/Bourne	124 Groom
ROW 3	46 Smith/Young	9 Eastick
ROW 2	1 Minshaw/Minshaw	15 McIntyre
ROW 1	22 Verdon-Roe	133 Minshaw/Stretton

POLE



Car 15 time disregarded when chicane cut.

Weather/Track: Rain/Wet.

These results are provisional until the conclusion of any judicial and technical matters.

Oulton Park

Circuit Length = 2.6920 miles.

Start: 10:58 End: 11:23

Clerk of the Course:

Timekeeper:

Legends Stirling Moss Trophy

RACE 17 - CLASSIFICATION - Oulton Park 27/28/29 August 2011

POS	NO	CL	DRIVER(S)	CAR	TIME	LAPS	GAP	MPH	BEST
1	133	6	Minshaw/Stretton	Lister Jaguar Knobbly	49:40.933	20		65.02	2:23.195
2	15	5	McIntyre	Lotus 15	50:09.392	20	28.459	64.40	2:21.537
3	1	6	Minshaw	Maserati T61	50:25.983	20	45.050	64.05	2:24.269
4	21	5	Dodd/Hadfield	Cooper Monaco	50:49.074	20	1:08.141	63.56	2:23.243
5	46	6	Young/Smith	Lister Jaguar Costin	51:19.670	20	1:38.737	62.93	2:27.140
6	8	6	Wood/McCaig	Lister Knobbly	51:24.715	20	1:43.782	62.83	2:26.682
7	9	6	Eastick	Jaguar D-Type	50:26.818	19	1 LAP	60.83	2:33.284
8	20	6	Bennett	Jaguar Knobbly	51:01.198	19	1 LAP	60.15	2:33.916
9	124	6	Groom	Lister Knobbly	51:16.603	19	1 LAP	59.84	2:34.772
10	33	1	Phillips/Phillips	Lola Mk1 Prototype	51:20.750	19	1 LAP	59.76	2:35.115
11	4	4	Champion/Chilcott	Lotus XI S1 Le Mans	51:45.248	19	1 LAP	59.29	2:34.401
12	62	1	Paul/Bourne	Elva Mk5	51:58.278	19	1 LAP	59.05	2:36.200
13	85	1	Bond	Lister Bristol Flat Iron	52:23.346	19	1 LAP	58.57	2:36.824
14	57	1	Rutt/Sugden	Lola Mk1	49:49.301	18	2 LAPS	58.35	2:37.814
15	6	6	Gibbon	Lister Chevrolet	50:35.274	18	2 LAPS	57.47	2:41.706
16	48	1	Taylor	Cooper Bobtail	50:47.980	18	2 LAPS	57.23	2:39.420
17	77	4	Davison/Atkins	Lotus XI	51:19.660	18	2 LAPS	56.64	2:42.314
18	19	1	Emmerling/Hooper	Elva Mk V	50:02.476	17	3 LAPS	54.87	2:39.066
19	30	1	White/Stanton	Triumph TR2	50:10.636	17	3 LAPS	54.72	2:42.080

NOT CLASSIFIED

42	5		Woolley	Cooper Monaco	41:37.656	14	D.N.F.	54.32	2:35.856
----	---	--	---------	---------------	-----------	----	--------	-------	----------

FASTEST LAP

15	5		McIntyre	Lotus 15	2:21.537	2	68.47mph	110.19kph
133	6		Minshaw/Stretton	Lister Jaguar Knobbly	2:23.195	3	67.67mph	108.91kph
4	4		Champion/Chilcott	Lotus XI S1 Le Mans	2:34.401	8	62.76mph	101.01kph
33	1		Phillips/Phillips	Lola Mk1 Prototype	2:35.115	7	62.47mph	100.54kph

Car 15 +10 second penalty applied, chicane cut.

Weather/Track: Showers/Damp.

These results are provisional until the conclusion of any judicial and technical matters.

Oulton Park

Circuit Length = 2.6920 miles.

Start: 17:02 End: 17:52

Clerk of the Course:	Timekeeper:
----------------------	-------------

Legends Stirling Moss Trophy

RACE 17 - LAP ANALYSIS - Oulton Park 27/28/29 August 2011

1	Minshaw	Maserati T61					
1 -	2:34.933	6 -	2:25.028	11 -	2:33.503P	16 -	2:28.020
2 -	2:24.534	7 -	2:24.269	12 -	3:29.637	17 -	2:28.409
3 -	2:24.599	8 -	2:27.434	13 -	2:28.937	18 -	2:29.772
4 -	2:27.696	9 -	2:24.942	14 -	2:28.581	19 -	2:32.773
5 -	2:26.987	10 -	2:26.259	15 -	2:27.245	20 -	2:32.425
4	Champion/Chilcott	Lotus XI S1 Le Mans					
1 -	2:51.436	6 -	2:38.277	11 -	2:47.981P	16 -	2:41.527
2 -	2:40.098	7 -	2:35.702	12 -	3:26.975	17 -	2:42.429
3 -	2:41.527	8 -	2:34.401	13 -	2:41.956	18 -	2:42.344
4 -	2:39.943	9 -	2:36.201	14 -	2:40.820	19 -	2:43.633
5 -	2:40.653	10 -	2:37.971	15 -	2:41.374		
6	Gibbon	Lister Chevrolet					
1 -	2:58.754	6 -	2:43.949	11 -	2:53.951P	16 -	2:45.121
2 -	2:43.857	7 -	2:43.507	12 -	3:40.023	17 -	2:44.639
3 -	2:45.575	8 -	2:43.950	13 -	2:42.753	18 -	2:45.625
4 -	2:45.372	9 -	2:42.791	14 -	2:41.706		
5 -	2:45.290	10 -	2:43.852	15 -	2:44.559		
8	Wood/McCaig	Lister Knobbly					
1 -	2:38.449	6 -	2:31.282	11 -	3:13.236	16 -	2:32.391
2 -	2:30.384	7 -	2:33.099	12 -	2:32.202	17 -	2:30.594
3 -	2:30.039	8 -	2:30.802	13 -	2:32.616	18 -	2:30.804
4 -	2:33.026	9 -	2:26.682	14 -	2:34.469	19 -	2:30.684
5 -	2:30.697	10 -	2:35.334P	15 -	2:35.559	20 -	2:32.366
9	Eastick	Jaguar D-Type					
1 -	2:41.618	6 -	2:33.968	11 -	2:35.783	16 -	2:35.365
2 -	2:34.166	7 -	2:33.284	12 -	2:36.709	17 -	2:36.745
3 -	2:34.530	8 -	2:33.636	13 -	2:36.803	18 -	2:36.999
4 -	2:35.988	9 -	2:41.819P	14 -	2:35.898	19 -	2:37.264
5 -	2:34.491	10 -	3:36.264	15 -	2:35.488		
15	McIntyre	Lotus 15					
1 -	2:31.282	6 -	2:25.310	11 -	2:25.844	16 -	2:25.884
2 -	2:21.537	7 -	2:24.859	12 -	2:34.369P	17 -	2:26.663
3 -	2:22.782	8 -	2:28.905	13 -	3:25.949	18 -	2:26.912
4 -	2:28.211	9 -	2:23.105	14 -	2:27.384	19 -	2:27.247
5 -	2:28.961	10 -	2:21.650	15 -	2:33.717	20 -	2:28.821

Car 15 +10 second penalty applied, chicane cut.
Weather/Track: Showers/Damp.

Legends Stirling Moss Trophy

RACE 17 - LAP ANALYSIS - Oulton Park 27/28/29 August 2011

(contd.)

19	Emmerling/Hooper	Elva Mk V					
1 -	2:54.441	6 -	2:40.553	11 -	3:07.300P	16 -	3:29.865P
2 -	2:40.938	7 -	2:41.246	12 -	3:52.426	17 -	4:03.542
3 -	2:41.918	8 -	2:39.066	13 -	2:48.957		
4 -	2:43.884	9 -	2:39.988	14 -	2:47.919		
5 -	2:41.673	10 -	2:41.509	15 -	2:47.251		
20	Bennett	Jaguar Knobbly					
1 -	2:47.250	6 -	2:37.140	11 -	2:37.277	16 -	2:37.932
2 -	2:35.711	7 -	2:36.740	12 -	2:38.556	17 -	2:38.789
3 -	2:33.916	8 -	2:35.382	13 -	2:36.701	18 -	2:38.538
4 -	2:37.261	9 -	2:44.158P	14 -	2:38.057	19 -	2:39.231
5 -	2:36.534	10 -	3:34.731	15 -	2:37.294		
21	Dodd/Hadfield	Cooper Monaco					
1 -	2:49.325	6 -	2:24.630	11 -	2:30.956	16 -	2:30.512
2 -	2:27.530	7 -	2:24.883	12 -	2:30.040	17 -	2:29.892
3 -	2:24.394	8 -	2:23.243	13 -	2:30.132	18 -	2:30.183
4 -	2:29.236	9 -	2:31.200P	14 -	2:28.760	19 -	2:30.247
5 -	2:31.536	10 -	3:19.528	15 -	2:30.632	20 -	2:32.215
30	White/Stanton	Triumph TR2					
1 -	2:56.155	6 -	2:46.678	11 -	2:56.419	16 -	2:55.872
2 -	2:44.169	7 -	2:55.254	12 -	2:54.382	17 -	2:54.745
3 -	2:42.080	8 -	2:47.128	13 -	2:53.969		
4 -	3:20.240	9 -	2:55.215P	14 -	2:56.257		
5 -	2:47.190	10 -	3:52.271	15 -	2:52.612		
33	Phillips/Phillips	Lola Mk1 Prototype					
1 -	2:47.002	6 -	2:38.818	11 -	2:39.990	16 -	2:43.041
2 -	2:36.945	7 -	2:35.115	12 -	2:38.986	17 -	2:41.867
3 -	2:35.372	8 -	2:35.306	13 -	2:41.652	18 -	2:41.301
4 -	2:36.601	9 -	2:43.356P	14 -	2:43.105	19 -	2:41.513
5 -	2:40.142	10 -	3:20.029	15 -	2:40.609		
42	Woolley	Cooper Monaco					
1 -	2:49.437	6 -	2:39.867	11 -	3:38.192		
2 -	2:35.856	7 -	2:36.801	12 -	2:41.286		
3 -	2:38.412	8 -	2:38.113	13 -	2:41.909		
4 -	2:41.680	9 -	2:37.917	14 -	5:51.046P		
5 -	2:39.549	10 -	2:47.591P				

Car 15 +10 second penalty applied, chicane cut.
Weather/Track: Showers/Damp.

Legends Stirling Moss Trophy

RACE 17 - LAP ANALYSIS - Oulton Park 27/28/29 August 2011

(contd.)

46	Young/Smith	Lister Jaguar Costin					
1 -	2:33.331	6 -	2:32.023	11 -	2:28.060	16 -	2:32.117
2 -	2:27.479	7 -	2:32.807	12 -	2:32.412	17 -	2:30.475
3 -	2:31.912	8 -	2:42.163P	13 -	2:31.354	18 -	2:30.727
4 -	2:34.538	9 -	3:19.673	14 -	2:29.029	19 -	2:27.140
5 -	2:34.391	10 -	2:27.172	15 -	2:32.223	20 -	2:30.644
48	Taylor	Cooper Bobtail					
1 -	2:59.131	6 -	2:40.184	11 -	2:48.909	16 -	2:44.818
2 -	2:43.497	7 -	2:39.420	12 -	2:47.041	17 -	2:49.080
3 -	2:42.133	8 -	2:39.786	13 -	2:46.935	18 -	2:48.903
4 -	2:43.025	9 -	2:52.463P	14 -	2:45.785		
5 -	2:40.831	10 -	3:52.385	15 -	2:43.654		
57	Rutt/Sugden	Lola Mk1					
1 -	2:55.627	6 -	2:39.120	11 -	3:43.085	16 -	2:42.546
2 -	2:40.723	7 -	2:38.984	12 -	2:45.285	17 -	2:42.971
3 -	2:38.404	8 -	2:37.814	13 -	2:46.466	18 -	2:42.464
4 -	2:41.969	9 -	2:38.060	14 -	2:46.041		
5 -	2:40.479	10 -	2:46.888P	15 -	2:42.375		
62	Paul/Bourne	Elva Mk5					
1 -	2:49.214	6 -	2:43.244	11 -	2:40.260	16 -	2:38.463
2 -	2:40.156	7 -	2:40.907	12 -	2:38.380	17 -	2:36.830
3 -	2:42.955	8 -	2:39.072	13 -	2:40.049	18 -	2:36.200
4 -	2:45.236	9 -	2:48.535P	14 -	2:43.456	19 -	2:37.595
5 -	2:44.632	10 -	3:33.740	15 -	2:39.354		
77	Davison/Atkins	Lotus XI					
1 -	3:00.313	6 -	2:47.161	11 -	2:57.613P	16 -	2:47.623
2 -	2:44.255	7 -	2:47.427	12 -	3:41.703	17 -	2:47.776
3 -	2:42.314	8 -	2:50.094	13 -	2:46.749	18 -	2:48.285
4 -	2:45.194	9 -	2:45.766	14 -	2:49.052		
5 -	2:43.259	10 -	2:47.572	15 -	2:47.504		
85	Bond	Lister Bristol Flat Iron					
1 -	2:57.518	6 -	2:37.360	11 -	2:44.344	16 -	2:39.910
2 -	2:39.562	7 -	2:36.824	12 -	2:52.442P	17 -	2:43.621
3 -	2:42.481	8 -	2:37.373	13 -	3:43.163	18 -	2:42.239
4 -	2:41.068	9 -	2:37.371	14 -	2:42.357	19 -	2:43.209
5 -	2:41.998	10 -	2:39.779	15 -	2:40.727		

Car 15 +10 second penalty applied, chicane cut.
Weather/Track: Showers/Damp.

Legends Stirling Moss Trophy

RACE 17 - LAP ANALYSIS - Oulton Park 27/28/29 August 2011

(contd.)

124	Groom	Lister Knobbly					
1 -	2:44.202	6 -	2:38.564	11 -	3:42.465	16 -	2:39.442
2 -	2:35.769	7 -	2:34.772	12 -	2:40.694	17 -	2:39.397
3 -	2:35.298	8 -	2:35.315	13 -	2:39.845	18 -	2:37.312
4 -	2:39.831	9 -	2:35.659	14 -	2:40.128	19 -	2:37.554
5 -	2:39.607	10 -	2:41.788P	15 -	2:38.961		

133	Minshaw/Stretton	Lister Jaguar Knobbly					
1 -	2:28.465	6 -	2:25.519	11 -	2:25.302	16 -	2:25.385
2 -	2:23.364	7 -	2:25.912	12 -	2:26.304	17 -	2:25.835
3 -	2:23.195	8 -	2:26.606	13 -	2:29.036	18 -	2:27.199
4 -	2:28.390	9 -	2:29.824P	14 -	2:27.160	19 -	2:27.249
5 -	2:36.548	10 -	3:03.900	15 -	2:27.201	20 -	2:28.539

Car 15 +10 second penalty applied, chicane cut.
Weather/Track: Showers/Damp.

Legends Stirling Moss Trophy

RACE 17 - LAP CHART - Oulton Park 27/28/29 August 2011

Lap 1			Lap 2			Lap 3			Lap 4			Lap 5		
No	Behind	Laptime	No	Behind	Laptime	No	Behind	Laptime	No	Behind	Laptime	No	Behind	Laptime
133		2:28.465	133		2:23.364	133		2:23.195	133		2:28.390	15		2:28.961
15	2.817	2:31.282	15	0.990	2:21.537	15	0.577	2:22.782	15	0.398	2:28.211	1	5.976	2:26.987
46	4.866	2:33.331	1	7.638	2:24.534	1	9.042	2:24.599	1	8.348	2:27.696	133	7.189	2:36.548
1	6.468	2:34.933	46	8.981	2:27.479	46	17.698	2:31.912	46	23.846	2:34.538	46	28.878	2:34.391
8	9.984	2:38.449	8	17.004	2:30.384	8	23.848	2:30.039	21	27.071	2:29.236	21	29.248	2:31.536
9	13.153	2:41.618	9	23.955	2:34.166	21	26.225	2:24.394	8	28.484	2:33.026	8	29.822	2:30.697
124	15.737	2:44.202	21	25.026	2:27.530	9	35.290	2:34.530	9	42.888	2:35.988	9	48.020	2:34.491
33	18.537	2:47.002	124	28.142	2:35.769	124	40.245	2:35.298	20	50.724	2:37.261	20	57.899	2:36.534
20	18.785	2:47.250	20	31.132	2:35.711	20	41.853	2:33.916	124	51.686	2:39.831	124	1:01.934	2:39.607
62	20.749	2:49.214	33	32.118	2:36.945	33	44.295	2:35.372	33	52.506	2:36.601	33	1:03.289	2:40.142
21	20.860	2:49.325	42	33.464	2:35.856	42	48.681	2:38.412	42	1:01.971	2:41.680	42	1:12.161	2:39.549
42	20.972	2:49.437	62	37.541	2:40.156	62	57.301	2:42.955	4	1:09.590	2:39.943	4	1:20.884	2:40.653
4	22.971	2:51.436	4	39.705	2:40.098	4	58.037	2:41.527	57	1:13.309	2:41.969	57	1:24.429	2:40.479
19	25.976	2:54.441	19	43.550	2:40.938	57	59.730	2:38.404	62	1:14.147	2:45.236	62	1:29.420	2:44.632
57	27.162	2:55.627	57	44.521	2:40.723	19	1:02.273	2:41.918	85	1:17.215	2:41.068	85	1:29.854	2:41.998
30	27.690	2:56.155	85	45.251	2:39.562	85	1:04.537	2:42.481	19	1:17.767	2:43.884	19	1:30.081	2:41.673
85	29.053	2:57.518	30	48.495	2:44.169	30	1:07.380	2:42.080	48	1:24.372	2:43.025	48	1:35.844	2:40.831
6	30.289	2:58.754	6	50.782	2:43.857	48	1:09.737	2:42.133	77	1:28.662	2:45.194	77	1:42.562	2:43.259
48	30.666	2:59.131	48	50.799	2:43.497	77	1:11.858	2:42.314	6	1:30.144	2:45.372	6	1:46.075	2:45.290
77	31.848	3:00.313	77	52.739	2:44.255	6	1:13.162	2:45.575	30	1:59.230	3:20.240	30	2:17.061	2:47.190

Car 15 +10 second penalty applied, chicane cut.
Weather/Track: Showers/Damp.

Oulton Park
Circuit Length = 2.6920 miles.
Start: 17:02 End: 17:52

Legends Stirling Moss Trophy

RACE 17 - LAP CHART - Oulton Park 27/28/29 August 2011

(contd.)

Lap 6			Lap 7			Lap 8			Lap 9			Lap 10		
No	Behind	Laptime	No	Behind	Laptime	No	Behind	Laptime	No	Behind	Laptime	No	Behind	Laptime
15		2:25.310	15		2:24.859	15		2:28.905	15		2:23.105	15		2:21.650
1	5.694	2:25.028	1	5.104	2:24.269	1	3.633	2:27.434	1	5.470	2:24.942	19	1 LAP	2:39.988
133	7.398	2:25.519	133	8.451	2:25.912	133	6.152	2:26.606	133	12.871	2:29.824P	1	10.079	2:26.259
21	28.568	2:24.630	30	1 LAP	2:46.678	21	22.930	2:23.243	6	1 LAP	2:43.950	62	1 LAP	2:48.535P
46	35.591	2:32.023	21	28.592	2:24.883	30	1 LAP	2:55.254	77	1 LAP	2:50.094	48	1 LAP	2:52.463P
8	35.794	2:31.282	46	43.539	2:32.807	8	45.931	2:30.802	21	31.025	2:31.200P	6	1 LAP	2:42.791
9	56.678	2:33.968	8	44.034	2:33.099	46	56.797	2:42.163P	8	49.508	2:26.682	77	1 LAP	2:45.766
20	1:09.729	2:37.140	9	1:05.103	2:33.284	9	1:09.834	2:33.636	30	1 LAP	2:47.128	133	55.121	3:03.900
124	1:15.188	2:38.564	20	1:21.610	2:36.740	20	1:28.087	2:35.382	9	1:28.548	2:41.819P	8	1:03.192	2:35.334P
33	1:16.797	2:38.818	124	1:25.101	2:34.772	124	1:31.511	2:35.315	124	1:44.065	2:35.659	21	1:28.903	3:19.528
42	1:26.718	2:39.867	33	1:27.053	2:35.115	33	1:33.454	2:35.306	20	1:49.140	2:44.158P	30	1 LAP	2:55.215P
4	1:33.851	2:38.277	42	1:38.660	2:36.801	42	1:47.868	2:38.113	33	1:53.705	2:43.356P	46	1:58.887	2:27.172
57	1:38.239	2:39.120	4	1:44.694	2:35.702	4	1:50.190	2:34.401	46	1:53.365	3:19.673	124	2:04.203	2:41.788P
85	1:41.904	2:37.360	57	1:52.364	2:38.984	57	2:01.273	2:37.814	42	2:02.680	2:37.917	4	2:19.607	2:37.971
19	1:45.324	2:40.553	85	1:53.869	2:36.824	85	2:02.337	2:37.373	4	2:03.286	2:36.201			
62	1:47.354	2:43.244	19	2:01.711	2:41.246	19	2:11.872	2:39.066	57	2:16.228	2:38.060			
48	1:50.718	2:40.184	62	2:03.402	2:40.907	62	2:13.569	2:39.072	85	2:16.603	2:37.371			
77	2:04.413	2:47.161	48	2:05.279	2:39.420	48	2:16.160	2:39.786						
6	2:04.714	2:43.949	6	2:23.362	2:43.507									
			77	2:26.981	2:47.427									

Car 15 +10 second penalty applied, chicane cut.
Weather/Track: Showers/Damp.

Oulton Park
Circuit Length = 2.6920 miles.
Start: 17:02 End: 17:52

Legends Stirling Moss Trophy

RACE 17 - LAP CHART - Oulton Park 27/28/29 August 2011

(contd.)

Lap 11			Lap 12			Lap 13			Lap 14			Lap 15		
No	Behind	Laptime	No	Behind	Laptime	No	Behind	Laptime	No	Behind	Laptime	No	Behind	Laptime
15		2:25.844	15		2:34.369P	133		2:29.036	133		2:27.160	133		2:27.201
42	1 LAP	2:47.591P	4	1 LAP	2:47.981P	20	1 LAP	2:38.556	33	1 LAP	2:41.652	15	17.139	2:33.717
85	1 LAP	2:39.779	9	1 LAP	2:35.783	15	10.399	3:25.949	15	10.623	2:27.384	20	1 LAP	2:38.057
57	1 LAP	2:46.888P	85	1 LAP	2:44.344	30	2 LAPS	2:56.419	20	1 LAP	2:36.701	33	1 LAP	2:43.105
1	17.738	2:33.503P	30	2 LAPS	3:52.271	124	1 LAP	2:40.694	124	1 LAP	2:39.845	1	27.858	2:27.245
9	1 LAP	3:36.264	33	1 LAP	2:39.990	4	1 LAP	3:26.975	1	27.814	2:28.581	124	1 LAP	2:40.128
19	1 LAP	2:41.509	20	1 LAP	2:37.277	1	26.393	2:28.937	4	1 LAP	2:41.956	4	1 LAP	2:40.820
33	1 LAP	3:20.029	124	1 LAP	3:42.465	42	1 LAP	2:41.286	30	2 LAPS	2:54.382	21	49.299	2:30.632
20	1 LAP	3:34.731	133	46.514	2:26.304	21	44.268	2:30.132	21	45.868	2:28.760	30	2 LAPS	2:53.969
6	1 LAP	2:43.852	19	1 LAP	3:07.300P	62	1 LAP	2:38.380	42	1 LAP	2:41.909	8	1:21.150	2:35.559
133	54.579	2:25.302	42	1 LAP	3:38.192	57	1 LAP	2:45.285	62	1 LAP	2:40.049	46	1:21.841	2:32.223
77	1 LAP	2:47.572	1	1:13.006	3:29.637	8	1:05.483	2:32.616	85	1 LAP	3:43.163	62	1 LAP	2:43.456
62	1 LAP	3:33.740	6	1 LAP	2:53.951P	46	1:14.950	2:31.354	8	1:12.792	2:34.469	85	1 LAP	2:42.357
21	1:34.015	2:30.956	57	1 LAP	3:43.085	19	1 LAP	3:52.426	57	1 LAP	2:46.466	57	1 LAP	2:46.041
48	1 LAP	3:52.385	21	1:29.686	2:30.040	48	1 LAP	2:47.041	46	1:16.819	2:29.029	6	1 LAP	2:41.706
8	1:50.584	3:13.236	62	1 LAP	2:40.260	6	1 LAP	3:40.023	6	1 LAP	2:42.753	48	1 LAP	2:45.785
46	2:01.103	2:28.060	77	1 LAP	2:57.613P	77	1 LAP	3:41.703	19	1 LAP	2:48.957	19	1 LAP	2:47.919
			8	1:48.417	2:32.202	9	2:16.694	2:36.803	48	1 LAP	2:46.935			
			46	1:59.146	2:32.412				77	1 LAP	2:46.749			
			48	1 LAP	2:48.909				9	2:25.432	2:35.898			
			9	2:55.441	2:36.709									
			85	3:11.305	2:52.442P									
			33	3:10.847	2:38.986									

Car 15 +10 second penalty applied, chicane cut.
Weather/Track: Showers/Damp.

Oulton Park
Circuit Length = 2.6920 miles.
Start: 17:02 End: 17:52

Legends Stirling Moss Trophy

RACE 17 - LAP CHART - Oulton Park 27/28/29 August 2011

(contd.)

Lap 16			Lap 17			Lap 18			Lap 19			Lap 20		
No	Behind	Laptime	No	Behind	Laptime	No	Behind	Laptime	No	Behind	Laptime	No	Behind	Laptime
133		2:25.385	133		2:25.835	133		2:27.199	133		2:27.249	133		2:28.539
9	1 LAP	2:35.488	6	2 LAPS	2:44.559	15	18.179	2:26.912	30	3 LAPS	2:55.872	57	2 LAPS	2:42.464
77	2 LAPS	2:49.052	48	2 LAPS	2:43.654	6	2 LAPS	2:45.121	15	18.177	2:27.247	15	18.459	2:28.821
15	17.638	2:25.884	19	2 LAPS	2:47.251	48	2 LAPS	2:44.818	9	1 LAP	2:36.999	19	3 LAPS	4:03.542
1	30.493	2:28.020	9	1 LAP	2:35.365	9	1 LAP	2:36.745	6	2 LAPS	2:44.639	30	3 LAPS	2:54.745
20	1 LAP	2:37.294	15	18.466	2:26.663	1	35.640	2:29.772	1	41.164	2:32.773	1	45.050	2:32.425
33	1 LAP	2:40.609	1	33.067	2:28.409	20	1 LAP	2:38.789	48	2 LAPS	2:49.080	9	1 LAP	2:37.264
124	1 LAP	2:38.961	77	2 LAPS	2:47.504	77	2 LAPS	2:47.623	21	1:04.465	2:30.247	6	2 LAPS	2:45.625
21	54.426	2:30.512	20	1 LAP	2:37.932	21	1:01.467	2:30.183	20	1 LAP	2:38.538	48	2 LAPS	2:48.903
4	1 LAP	2:41.374	33	1 LAP	2:43.041	33	1 LAP	2:41.867	77	2 LAPS	2:47.776	21	1:08.141	2:32.215
8	1:28.156	2:32.391	21	58.483	2:29.892	19	2 LAPS	3:29.865P	124	1 LAP	2:37.312	20	1 LAP	2:39.231
46	1:28.573	2:32.117	124	1 LAP	2:39.442	124	1 LAP	2:39.397	33	1 LAP	2:41.301	124	1 LAP	2:37.554
30	2 LAPS	2:56.257	4	1 LAP	2:41.527	4	1 LAP	2:42.429	46	1:36.632	2:27.140	77	2 LAPS	2:48.285
62	1 LAP	2:39.354	8	1:32.915	2:30.594	8	1:36.520	2:30.804	8	1:39.955	2:30.684	46	1:38.737	2:30.644
85	1 LAP	2:40.727	46	1:33.213	2:30.475	46	1:36.741	2:30.727	4	1 LAP	2:42.344	33	1 LAP	2:41.513
42	2 LAPS	5:51.046P	62	1 LAP	2:38.463	62	1 LAP	2:36.830	62	1 LAP	2:36.200	8	1:43.782	2:32.366
57	1 LAP	2:42.375	85	1 LAP	2:39.910	85	1 LAP	2:43.621	85	1 LAP	2:42.239	4	1 LAP	2:43.633
			30	2 LAPS	2:52.612	57	1 LAP	2:42.971				62	1 LAP	2:37.595
			57	1 LAP	2:42.546							85	1 LAP	2:43.209

Car 15 +10 second penalty applied, chicane cut.
Weather/Track: Showers/Damp.

Oulton Park
Circuit Length = 2.6920 miles.
Start: 17:02 End: 17:52

HSCC Historic Formula Ford 2000
RACE 18 - QUALIFYING - Oulton Park 27/28/29 August 2011

POS	NO	CL	DRIVER	NAT	CAR	TIME	LAPS	GAP	MPH
1	57	A	David WILD	NB	Reynard SF79	2:04.370	7		77.92
2	18	A	Andrew HUXTABLE		Lola T580	2:05.760	7	1.390	77.06
3	15	A	James MURRAY	NB	Reynard SF77	2:06.519	7	2.149	76.59
4	79	A	Russell LOVE		Reynard SF79	2:06.616	7	2.246	76.54
5	20	B	David CLARK		Dulon MP21	2:07.094	7	2.724	76.25
6	25	B	Antony RAINÉ		Merlyn MK28	2:07.161	7	2.791	76.21
7	22	A	John HAYES-HARLOW		Royale RP30	2:07.162	7	2.792	76.21
8	16	A	Simon TOYNE		Reynard SF79	2:08.613	7	4.243	75.35
9	60	A	Nigel GRANT		Delta T78	2:09.008	7	4.638	75.12
10	87	A	Nelson ROWE		Reynard SF79	2:09.221	7	4.851	74.99
11	59	C	Martyn DONN		Supernova BH3	2:09.705	7	5.335	74.71
12	6	A	Jeremy MAIN		Reynard SF79	2:10.741	7	6.371	74.12
13	10	A	Derek SMITH		Delta T80	2:11.835	7	7.465	73.51
14	27	N	Andrew PARK		Reynard SF81	2:13.702	7	9.332	72.48
15	47	C	Jon RANDALL		Lola Supervée	2:15.209	7	10.839	71.67
16	31	A	Derek WATLING		Reynard SF79	2:18.361	6	13.991	70.04
17	99	B	Paul POSSAMAI		Lola T580	2:22.321	6	17.951	68.09
18	46	C	John BOWLES		Royale RP9	2:22.442	6	18.072	68.03
19	19	A	Robert TUSTING		Delta T79	2:23.621	6	19.251	67.47
20	44	A	John DE RITTER		Delta T79	2:25.369	7	20.999	66.66
21	21	A	Neil BOWMAN		Van Diemen RF78	2:26.359	5	21.989	66.21
22	88	A	Paul DUKES		Reynard SF79	4:26.656	3	2:22.286	36.34

Car 99 time disregarded when chicane cut. Car 51 did not complete a lap.

Weather/Track: Sun/Dry. NB.Cars 15, 57 transponders low battery!

These results are provisional until the conclusion of any judicial and technical matters.

Oulton Park

Circuit Length = 2.6920 miles.

Start: 11:33 End: 11:48

Clerk of the Course:

Timekeeper:

HSCC Historic Formula Ford 2000

RACE 18 - QUALIFYING LAP ANALYSIS - Oulton Park 27/28/29 August 2011

6	Jeremy MAIN	Reynard SF79
1 - X:00.000	6 - 2:12.798	
2 - 2:15.962	7 - 2:10.741	
3 - 2:14.686		
4 - 2:31.850		
5 - 2:14.986		
10	Derek SMITH	Delta T80
1 - X:00.000	6 - 2:13.043	
2 - 2:16.480	7 - 2:11.835	
3 - 2:20.468		
4 - 2:21.970		
5 - 2:14.536		
15	James MURRAY	NB Reynard SF77
1 - X:00.000	6 - 2:08.273	
2 - 2:09.065	7 - 2:06.519	
3 - 2:10.486		
4 - 2:57.498		
5 - 2:08.065		
16	Simon TOYNE	Reynard SF79
1 - X:00.000	6 - 2:12.016	
2 - 2:14.915	7 - 2:08.613	
3 - 2:18.643		
4 - 2:20.775		
5 - 2:13.623		
18	Andrew HUXTABLE	Lola T580
1 - X:00.000	6 - 2:05.881	
2 - 2:06.198	7 - 2:05.760	
3 - 2:06.696		
4 - 2:46.743		
5 - 2:10.498		
19	Robert TUSTING	Delta T79
1 - X:00.000	6 - 2:23.621	
2 - 2:34.054		
3 - 2:46.984		
4 - 2:40.023		
5 - 2:24.609		

Car 99 time disregarded when chicane cut. Car 51 did not complete a lap.
Weather/Track: Sun/Dry. NB.Cars 15, 57 transponders low battery!

Oulton Park
Circuit Length = 2.6920 miles.
Start: 11:33 End: 11:48

HSCC Historic Formula Ford 2000

RACE 18 - QUALIFYING LAP ANALYSIS - Oulton Park 27/28/29 August 2011

(contd.)

20	David CLARK	Dulon MP21
1 - X:00.000	6 - 2:08.081	
2 - 2:08.920	7 - 2:07.094	
3 - 2:11.289		
4 - 2:57.339		
5 - 2:09.099		
21	Neil BOWMAN	Van Diemen RF78
1 - X:00.000		
2 - 2:35.806		
3 - 3:50.681 P		
4 - 4:34.931		
5 - 2:26.359		
22	John HAYES-HARLOW	Royale RP30
1 - X:00.000	6 - 2:07.162	
2 - 2:13.543	7 - 2:07.896	
3 - 2:14.474		
4 - 2:25.087		
5 - 2:10.030		
25	Antony RAINE	Merlyn MK28
1 - X:00.000	6 - 2:07.817	
2 - 2:09.815	7 - 2:07.161	
3 - 2:08.698		
4 - 2:50.897		
5 - 2:12.080		
27	Andrew PARK	Reynard SF81
1 - X:00.000	6 - 2:14.165	
2 - 2:18.357	7 - 2:13.702	
3 - 2:18.461		
4 - 2:27.981		
5 - 2:15.968		
31	Derek WATLING	Reynard SF79
1 - X:00.000	6 - 2:18.728	
2 - 2:26.757		
3 - 2:49.445		
4 - 2:36.793		
5 - 2:18.361		

Car 99 time disregarded when chicane cut. Car 51 did not complete a lap.
Weather/Track: Sun/Dry. NB.Cars 15, 57 transponders low battery!

Oulton Park
Circuit Length = 2.6920 miles.
Start: 11:33 End: 11:48

HSCC Historic Formula Ford 2000

RACE 18 - QUALIFYING LAP ANALYSIS - Oulton Park 27/28/29 August 2011

(contd.)

44	John DE RITTER		Delta T79
1 -	X:00.000	6 -	2:26.326
2 -	2:25.369	7 -	2:47.833P
3 -	2:27.064		
4 -	2:29.109		
5 -	2:26.690		
46	John BOWLES		Royale RP9
1 -	X:00.000	6 -	2:41.759P
2 -	2:23.966		
3 -	2:26.141		
4 -	2:27.696		
5 -	2:22.442		
47	Jon RANDALL		Lola Supervee
1 -	X:00.000	6 -	2:17.552
2 -	2:19.387	7 -	2:15.209
3 -	2:18.906		
4 -	2:25.906		
5 -	2:17.035		
51	Stuart OLLEY		Delta T79
57	David WILD	NB	Reynard SF79
1 -	X:00.000	6 -	2:08.481
2 -	2:08.176	7 -	2:04.370
3 -	2:09.574		
4 -	2:32.801		
5 -	2:11.118		
59	Martyn DONN		Supernova BH3
1 -	X:00.000	6 -	2:11.859
2 -	2:37.249	7 -	2:09.705
3 -	2:15.329		
4 -	2:36.129		
5 -	2:12.682		

Car 99 time disregarded when chicane cut. Car 51 did not complete a lap.
Weather/Track: Sun/Dry. NB.Cars 15, 57 transponders low battery!

Oulton Park
Circuit Length = 2.6920 miles.
Start: 11:33 End: 11:48

HSCC Historic Formula Ford 2000

RACE 18 - QUALIFYING LAP ANALYSIS - Oulton Park 27/28/29 August 2011


(contd.)

60	Nigel GRANT	Delta T78
1 - X:00.000	6 - 2:09.008	
2 - 2:11.171	7 - 2:09.092	
3 - 2:12.328		
4 - 2:52.763		
5 - 2:13.102		
79	Russell LOVE	Reynard SF79
1 - X:00.000	6 - 2:06.616	
2 - 2:09.811	7 - 2:06.991	
3 - 2:09.809		
4 - 2:38.754		
5 - 2:09.538		
87	Nelson ROWE	Reynard SF79
1 - X:00.000	6 - 2:10.420	
2 - 2:13.913	7 - 2:09.221	
3 - 2:11.861		
4 - 2:32.114		
5 - 2:11.981		
88	Paul DUKES	Reynard SF79
1 - X:00.000		
2 - 8:01.973P		
3 - 4:26.656		
99	Paul POSSAMAI	Lola T580
1 - X:00.000	6 - 2:23.915	
2 - 2:26.796D		
3 - 2:39.523		
4 - 2:35.053		
5 - 2:22.321		

Car 99 time disregarded when chicane cut. Car 51 did not complete a lap.
Weather/Track: Sun/Dry. NB.Cars 15, 57 transponders low battery!

HSCC Historic Formula Ford 2000
RACE 18 - GRID - Oulton Park 27/28/29 August 2011

ROW 11	21	BOWMAN	88	DUKES
ROW 10	19	TUSTING	44	DE RITTER
ROW 9	99	POSSAMAI	46	BOWLES
ROW 8	47	RANDALL	31	WATLING
ROW 7	10	SMITH	27	PARK
ROW 6	59	DONN	6	MAIN
ROW 5	60	GRANT	87	ROWE
ROW 4	22	HAYES-HARLOW	16	TOYNE
ROW 3	20	CLARK	25	RAINE
ROW 2	15	MURRAY	79	LOVE
ROW 1	57	WILD	18	HUXTABLE
		POLE		



Car 99 time disregarded when chicane cut. Car 51 did not complete a lap.
Weather/Track: Sun/Dry. NB.Cars 15, 57 transponders low battery!
These results are provisional until the conclusion of any judicial and technical matters.

Oulton Park
 Circuit Length = 2.6920 miles.
 Start: 11:33 End: 11:48

Clerk of the Course:	Timekeeper:
----------------------	-------------

HSCC Historic Formula Ford 2000

RACE 18 - AMENDED CLASSIFICATION - Oulton Park 27/28/29 August 2011

POS	NO	CL	DRIVER	NAT	CAR	TIME	LAPS	GAP	MPH	BEST
1	87	A	Nelson ROWE		Reynard SF79	20:52.598	10		77.36	2:03.125
2	57	A	David WILD		Reynard SF79	21:03.968	10	11.370	76.67	2:04.499
3	18	A	Andrew HUXTABLE		Lola T580	21:15.661	10	23.063	75.97	2:05.182
4	15	A	James MURRAY		Reynard SF77	21:22.363	10	29.765	75.57	2:06.715
5	79	A	Russell LOVE		Reynard SF79	21:23.616	10	31.018	75.49	2:06.399
6	22	A	John HAYES-HARLOW		Royale RP30	21:34.904	10	42.306	74.84	2:07.621
7	16	A	Simon TOYNE		Reynard SF79	21:37.881	10	45.283	74.66	2:07.027
8	60	A	Nigel GRANT		Delta T78	21:48.276	10	55.678	74.07	2:09.190
9	25	B	Antony RAINE		Merlyn MK28	21:57.190	10	1:04.592	73.57	2:07.296
10	6	A	Jeremy MAIN		Reynard SF79	21:59.711	10	1:07.113	73.43	2:09.602
11	59	C	Martyn DONN		Supernova BH3	22:18.417	10	1:25.819	72.40	2:11.350
12	10	A	Derek SMITH		Delta T80	22:24.158	10	1:31.560	72.09	2:12.301
13	88	A	Paul DUKES		Reynard SF79	22:28.597	10	1:35.999	71.86	2:10.848
14	27	N	Andrew PARK		Reynard SF81	22:33.540	10	1:40.942	71.59	2:11.465
15	19	A	Robert TUSTING		Delta T79	20:59.105	9	1 LAP	69.27	2:16.799
16	31	A	Derek WATLING		Reynard SF79	21:00.287	9	1 LAP	69.20	2:16.880
17	46	C	John BOWLES		Royale RP9	21:37.642	9	1 LAP	67.21	2:20.918
18	44	A	John DE RITTER		Delta T79	21:50.352	9	1 LAP	66.56	2:22.684
19	99	B	Paul POSSAMAI		Lola T580	22:01.965	9	1 LAP	65.97	2:21.445
20	51	A	Stuart OLLEY		Delta T79	22:31.905	9	1 LAP	64.51	2:25.896
21	47	C	Jon RANDALL		Lola Supervee	22:08.226	8	2 LAPS	58.37	2:18.156

NOT CLASSIFIED

21	A	Neil BOWMAN		Van Diemen RF78	10:17.164	4	D.N.F.	62.81	2:27.729
----	---	-------------	--	-----------------	-----------	---	--------	-------	----------

FASTEST LAP

87	A	Nelson ROWE		Reynard SF79	2:03.125	3	78.71mph	126.67kph
25	B	Antony RAINE		Merlyn MK28	2:07.296	8	76.13mph	122.52kph
59	C	Martyn DONN		Supernova BH3	2:11.350	4	73.78mph	118.74kph
27	N	Andrew PARK		Reynard SF81	2:11.465	10	73.71mph	118.63kph

Car 99 +10 second penalties applied. chicane cut.

Weather/Track: Cloud/Drying.

These results are provisional until the conclusion of any judicial and technical matters.

Oulton Park

Circuit Length = 2.6920 miles.

Start: 18:03 End: 18:24

Clerk of the Course:

Timekeeper:

HSCC Historic Formula Ford 2000

RACE 18 - LAP ANALYSIS - Oulton Park 27/28/29 August 2011

6	Jeremy MAIN	Reynard SF79
1 - 2:17.420	6 - 2:10.661	
2 - 2:09.602	7 - 2:11.282	
3 - 2:10.091	8 - 2:13.326	
4 - 2:09.856	9 - 2:14.706	
5 - 2:09.603	10 - 2:13.164	
10	Derek SMITH	Delta T80
1 - 2:23.353	6 - 2:14.129	
2 - 2:12.866	7 - 2:13.445	
3 - 2:13.974	8 - 2:12.813	
4 - 2:14.406	9 - 2:12.301	
5 - 2:14.168	10 - 2:12.703	
15	James MURRAY	Reynard SF77
1 - 2:14.546	6 - 2:07.630	
2 - 2:07.401	7 - 2:07.691	
3 - 2:07.874	8 - 2:07.532	
4 - 2:07.012	9 - 2:08.187	
5 - 2:07.775	10 - 2:06.715	
16	Simon TOYNE	Reynard SF79
1 - 2:17.859	6 - 2:10.726	
2 - 2:09.745	7 - 2:07.146	
3 - 2:09.953	8 - 2:07.944	
4 - 2:09.615	9 - 2:07.027	
5 - 2:09.688	10 - 2:08.178	
18	Andrew HUXTABLE	Lola T580
1 - 2:12.098	6 - 2:08.443	
2 - 2:05.182	7 - 2:08.585	
3 - 2:06.295	8 - 2:07.679	
4 - 2:06.270	9 - 2:06.930	
5 - 2:07.788	10 - 2:06.391	
19	Robert TUSTING	Delta T79
1 - 2:26.806	6 - 2:20.385	
2 - 2:20.422	7 - 2:20.206	
3 - 2:17.680	8 - 2:19.720	
4 - 2:16.799	9 - 2:18.619	
5 - 2:18.468		

Cars 18, 99 +10 second penalties applied. chicane cut.
Weather/Track: Cloud/Drying.

HSCC Historic Formula Ford 2000

RACE 18 - LAP ANALYSIS - Oulton Park 27/28/29 August 2011

(contd.)

21	Neil BOWMAN	Van Diemen RF78
1 -	2:36.485	
2 -	2:27.729	
3 -	2:27.993	
4 -	2:44.957	
22	John HAYES-HARLOW	Royale RP30
1 -	2:16.609	6 - 2:08.382
2 -	2:09.190	7 - 2:09.571
3 -	2:09.076	8 - 2:07.797
4 -	2:08.930	9 - 2:07.621
5 -	2:08.048	10 - 2:09.680
25	Antony RAINE	Merlyn MK28
1 -	2:15.051	6 - 2:08.799
2 -	2:08.893	7 - 2:09.301
3 -	2:09.704	8 - 2:07.296
4 -	2:07.685	9 - 2:08.727
5 -	2:09.151	10 - 2:32.583
27	Andrew PARK	Reynard SF81
1 -	2:27.518	6 - 2:14.269
2 -	2:16.978	7 - 2:13.943
3 -	2:15.753	8 - 2:13.709
4 -	2:13.884	9 - 2:12.156
5 -	2:13.865	10 - 2:11.465
31	Derek WATLING	Reynard SF79
1 -	2:30.018	6 - 2:20.151
2 -	2:19.284	7 - 2:16.880
3 -	2:20.412	8 - 2:17.282
4 -	2:19.371	9 - 2:17.826
5 -	2:19.063	
44	John DE RITTER	Delta T79
1 -	2:33.874	6 - 2:26.173
2 -	2:23.556	7 - 2:24.906
3 -	2:27.326	8 - 2:24.318
4 -	2:23.618	9 - 2:22.684
5 -	2:23.897	

Cars 18, 99 +10 second penalties applied. chicane cut.
Weather/Track: Cloud/Drying.

HSCC Historic Formula Ford 2000

RACE 18 - LAP ANALYSIS - Oulton Park 27/28/29 August 2011

(contd.)

46	John BOWLES	Royale RP9
1 - 2:30.657	6 - 2:23.788	
2 - 2:21.864	7 - 2:25.267	
3 - 2:20.918	8 - 2:24.138	
4 - 2:21.762	9 - 2:26.620	
5 - 2:22.628		
47	Jon RANDALL	Lola Supervee
1 - 3:00.870P	6 - 2:20.162	
2 - 5:09.082	7 - 2:19.329	
3 - 2:21.985	8 - 2:18.941	
4 - 2:19.701		
5 - 2:18.156		
51	Stuart OLLEY	Delta T79
1 - 2:39.435	6 - 2:28.805	
2 - 2:33.974	7 - 2:31.759	
3 - 2:26.087	8 - 2:25.896	
4 - 2:29.304	9 - 2:28.773	
5 - 2:27.872		
57	David WILD	Reynard SF79
1 - 2:10.909	6 - 2:07.188	
2 - 2:05.239	7 - 2:06.964	
3 - 2:04.544	8 - 2:05.962	
4 - 2:04.499	9 - 2:05.719	
5 - 2:06.766	10 - 2:06.178	
59	Martyn DONN	Supernova BH3
1 - 2:19.972	6 - 2:13.263	
2 - 2:11.393	7 - 2:14.079	
3 - 2:11.467	8 - 2:14.743	
4 - 2:11.350	9 - 2:14.497	
5 - 2:12.900	10 - 2:14.753	
60	Nigel GRANT	Delta T78
1 - 2:18.583	6 - 2:09.832	
2 - 2:10.074	7 - 2:10.336	
3 - 2:10.292	8 - 2:09.734	
4 - 2:10.117	9 - 2:09.190	
5 - 2:09.751	10 - 2:10.367	

Cars 18, 99 +10 second penalties applied. chicane cut.
Weather/Track: Cloud/Drying.

HSCC Historic Formula Ford 2000

RACE 18 - LAP ANALYSIS - Oulton Park 27/28/29 August 2011

(contd.)

79	Russell LOVE	Reynard SF79
1 - 2:15.748	6 - 2:08.808	
2 - 2:07.565	7 - 2:08.015	
3 - 2:07.266	8 - 2:06.399	
4 - 2:07.314	9 - 2:07.210	
5 - 2:07.678	10 - 2:07.613	
87	Nelson ROWE	Reynard SF79
1 - 2:11.390	6 - 2:04.399	
2 - 2:05.162	7 - 2:04.283	
3 - 2:03.125	8 - 2:03.812	
4 - 2:03.649	9 - 2:03.811	
5 - 2:05.180	10 - 2:07.787	
88	Paul DUKES	Reynard SF79
1 - 2:38.136	6 - 2:10.976	
2 - 2:14.570	7 - 2:12.399	
3 - 2:12.438	8 - 2:12.546	
4 - 2:11.249	9 - 2:13.111	
5 - 2:10.848	10 - 2:12.324	
99	Paul POSSAMAI	Lola T580
1 - 2:40.010	6 - 2:25.739	
2 - 2:25.036	7 - 2:25.211	
3 - 2:23.885	8 - 2:24.771	
4 - 2:22.600	9 - 2:23.268	
5 - 2:21.445		

Cars 18, 99 +10 second penalties applied. chicane cut.
Weather/Track: Cloud/Drying.

HSCC Historic Formula Ford 2000
RACE 18 - LAP CHART - Oulton Park 27/28/29 August 2011

Lap 1			Lap 2			Lap 3			Lap 4			Lap 5		
No	Behind	Laptime	No	Behind	Laptime	No	Behind	Laptime	No	Behind	Laptime	No	Behind	Laptime
57		2:10.909	57		2:05.239	87		2:03.125	87		2:03.649	87		2:05.180
87	0.481	2:11.390	87	0.404	2:05.162	57	1.015	2:04.544	57	1.865	2:04.499	57	3.451	2:06.766
18	1.189	2:12.098	18	1.132	2:05.182	18	3.898	2:06.295	18	6.519	2:06.270	47	2 LAPS	2:21.985
15	3.637	2:14.546	15	5.799	2:07.401	15	10.144	2:07.874	15	13.507	2:07.012	18	9.127	2:07.788
25	4.142	2:15.051	79	7.165	2:07.565	79	10.902	2:07.266	79	14.567	2:07.314	15	16.102	2:07.775
79	4.839	2:15.748	25	7.796	2:08.893	25	13.971	2:09.704	25	18.007	2:07.685	79	17.065	2:07.678
22	5.700	2:16.609	22	9.651	2:09.190	22	15.198	2:09.076	22	20.479	2:08.930	25	21.978	2:09.151
6	6.511	2:17.420	6	10.874	2:09.602	6	17.436	2:10.091	6	23.643	2:09.856	22	23.347	2:08.048
16	6.950	2:17.859	16	11.456	2:09.745	16	17.880	2:09.953	16	23.846	2:09.615	6	28.066	2:09.603
60	7.674	2:18.583	60	12.509	2:10.074	60	19.272	2:10.292	60	25.740	2:10.117	16	28.354	2:09.688
59	9.063	2:19.972	59	15.217	2:11.393	59	23.155	2:11.467	59	30.856	2:11.350	60	30.311	2:09.751
10	12.444	2:23.353	10	20.071	2:12.866	10	30.516	2:13.974	10	41.273	2:14.406	59	38.576	2:12.900
19	15.897	2:26.806	27	28.348	2:16.978	27	40.572	2:15.753	27	50.807	2:13.884	10	50.261	2:14.168
27	16.609	2:27.518	19	31.080	2:20.422	19	45.231	2:17.680	88	53.067	2:11.249	88	58.735	2:10.848
31	19.109	2:30.018	31	33.154	2:19.284	88	45.467	2:12.438	19	58.381	2:16.799	27	59.492	2:13.865
46	19.748	2:30.657	46	36.373	2:21.864	31	50.037	2:20.412	31	1:05.759	2:19.371	19	1:11.669	2:18.468
44	22.965	2:33.874	88	36.558	2:14.570	46	53.762	2:20.918	46	1:11.875	2:21.762	31	1:19.642	2:19.063
21	25.576	2:36.485	44	41.282	2:23.556	44	1:05.079	2:27.326	44	1:25.048	2:23.618	46	1:29.323	2:22.628
88	27.227	2:38.136	21	48.066	2:27.729	99	1:09.254	2:23.885	99	1:28.205	2:22.600	44	1:43.765	2:23.897
51	28.526	2:39.435	99	48.898	2:25.036	21	1:12.530	2:27.993	51	1:45.474	2:29.304	99	1:44.470	2:21.445
99	29.101	2:40.010	51	57.261	2:33.974	51	1:19.819	2:26.087	21	1:53.838	2:44.957			
47	49.961	3:00.870P				47	1 LAP	5:09.082						

Cars 18, 99 +10 second penalties applied. chicane cut.
Weather/Track: Cloud/Drying.

Oulton Park
Circuit Length = 2.6920 miles.
Start: 18:03 End: 18:24

HSCC Historic Formula Ford 2000
RACE 18 - LAP CHART - Oulton Park 27/28/29 August 2011
 (contd.)

Lap 6			Lap 7			Lap 8			Lap 9			Lap 10		
No	Behind	Laptime	No	Behind	Laptime	No	Behind	Laptime	No	Behind	Laptime	No	Behind	Laptime
87		2:04.399	87		2:04.283	87		2:03.812	87		2:03.811	87		2:07.787
51	1 LAP	2:27.872	44	1 LAP	2:26.173	46	1 LAP	2:25.267	57	12.979	2:05.719	19	1 LAP	2:18.619
57	6.240	2:07.188	99	1 LAP	2:25.739	57	11.071	2:05.962	18	24.459	2:06.930	31	1 LAP	2:17.826
18	13.171	2:08.443	57	8.921	2:06.964	18	21.340	2:07.679	46	1 LAP	2:24.138	57	11.370	2:06.178
47	2 LAPS	2:19.701	18	17.473	2:08.585	44	1 LAP	2:24.906	15	30.837	2:08.187	18	23.063	2:06.391
15	19.333	2:07.630	15	22.741	2:07.691	99	1 LAP	2:25.211	79	31.192	2:07.210	15	29.765	2:06.715
79	21.474	2:08.808	79	25.206	2:08.015	15	26.461	2:07.532	25	39.796	2:08.727	79	31.018	2:07.613
25	26.378	2:08.799	51	1 LAP	2:28.805	79	27.793	2:06.399	22	40.413	2:07.621	22	42.306	2:09.680
22	27.330	2:08.382	25	31.396	2:09.301	25	34.880	2:07.296	44	1 LAP	2:24.318	46	1 LAP	2:26.620
6	34.328	2:10.661	22	32.618	2:09.571	22	36.603	2:07.797	99	1 LAP	2:24.771	16	45.283	2:08.178
16	34.681	2:10.726	47	2 LAPS	2:18.156	16	41.676	2:07.944	16	44.892	2:07.027	60	55.678	2:10.367
60	35.744	2:09.832	16	37.544	2:07.146	60	47.719	2:09.734	60	53.098	2:09.190	44	1 LAP	2:22.684
59	47.440	2:13.263	6	41.327	2:11.282	47	2 LAPS	2:20.162	6	1:01.736	2:14.706	99	1 LAP	2:23.268
10	59.991	2:14.129	60	41.797	2:10.336	6	50.841	2:13.326	47	2 LAPS	2:19.329	25	1:04.592	2:32.583
88	1:05.312	2:10.976	59	57.236	2:14.079	51	1 LAP	2:31.759	51	1 LAP	2:25.896	6	1:07.113	2:13.164
27	1:09.362	2:14.269	10	1:09.153	2:13.445	59	1:08.167	2:14.743	59	1:18.853	2:14.497	47	2 LAPS	2:18.941
19	1:27.655	2:20.385	88	1:13.428	2:12.399	10	1:18.154	2:12.813	10	1:26.644	2:12.301	59	1:25.819	2:14.753
31	1:35.394	2:20.151	27	1:19.022	2:13.943	88	1:22.162	2:12.546	88	1:31.462	2:13.111	10	1:31.560	2:12.703
46	1:48.712	2:23.788	19	1:43.578	2:20.206	27	1:28.919	2:13.709	27	1:37.264	2:12.156	88	1:35.999	2:12.324
			31	1:47.991	2:16.880	19	1:59.486	2:19.720				51	1 LAP	2:28.773
						31	2:01.461	2:17.282				27	1:40.942	2:11.465

Cars 18, 99 +10 second penalties applied. chicane cut.
 Weather/Track: Cloud/Drying.

Oulton Park
 Circuit Length = 2.6920 miles.
 Start: 18:03 End: 18:24