



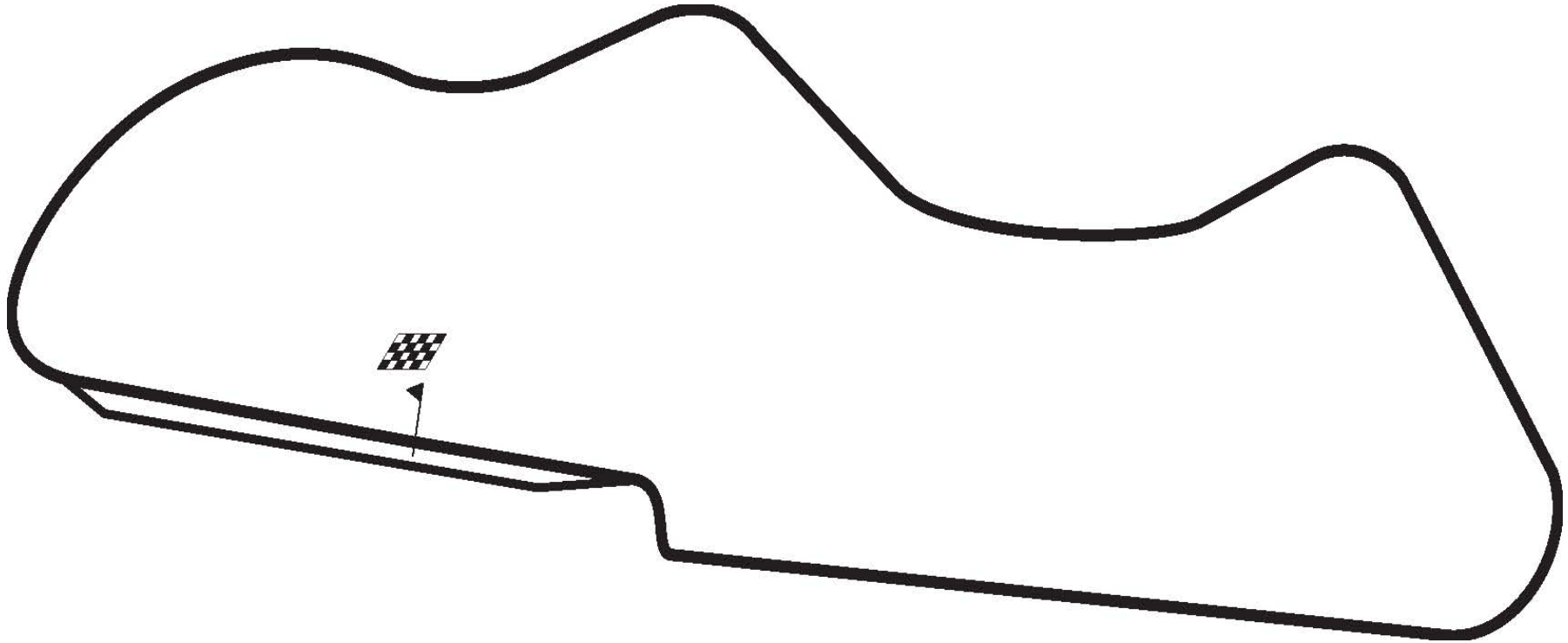
Historic Race Meeting

Donington Festival
30 April – 1 May 2011



Timing and Results by MST SYSTEMS Ltd
www.mstworld.com

DONINGTON PARK



CIRCUIT LENGTH 1.9573 Miles / 3.1499 Kilometres



Mad Jack Pre War Sports Cars

QUALIFYING - RACE 1 - Donington Park - 30 April 2011

POS	NO	CL	DRIVER	CAR	TIME	LAPS	GAP	MPH
1	5	PV2	Neumark/Hope	Alfa 8C Monza	1:31.600	15		76.92
2	7	PV2	Stretton	Alta Sports	1:33.659	14	2.059	75.23
3	10	V1	Gillett/Walker	Frazer Nash Super Sports	1:34.640	14	3.040	74.45
4	25	PV2	Ames	Alta Sports	1:36.194	12	4.594	73.25
5	18	V2	Mann/Fearnside	Bentley 3/8-litre Sports	1:37.147	14	5.547	72.53
6	11	V1	Wakeman/Blakeney-Edwards	Frazer Nash Super Sports	1:38.699	13	7.099	71.39
7	21	V2	Morley/Morley	Bentley Van Den Plas	1:39.978	14	8.378	70.47
8	6	V1	Darbyshire/Caroline	Morgan Super Aero	1:41.719	14	10.119	69.27
9	24	PV2	Procter	Delahaye 135S Competition	1:42.300	14	10.700	68.87
10	20	V2	Morley/Morley	Bentley 3/4½	1:42.451	14	10.851	68.77
11	16	PV2	Hine/Butterworth	Lagonda LG45	1:42.593	13	10.993	68.68
12	8	PV2	Laidlaw/Bronson	Alfa Romeo 8C	1:42.601	14	11.001	68.67
13	23	PV1	Polson	Talbot 105	1:42.759	12	11.159	68.57
14	36	PV2	Carter	Bentley Derby	1:44.104	13	12.504	67.68
15	4	PV1	Allen	Aston Martin Speed	1:45.819	14	14.219	66.58
16	28	V2	Singer/Singer	Bentley 3 Litre Blower	1:46.867	13	15.267	65.93
17	17	V2	MacKinnon	Bentley 3 litre	1:48.061	10	16.461	65.20
18	1	V2	Batchelor	Bentley 4 ½ litre SC	1:48.584	13	16.984	64.89
19	15	PV1	Midgley	Aston Martin Ulster	1:49.905	10	18.305	64.11
20	3	V1	Buxton/Hall	Alfa Romeo 6C 1750 GS	1:50.010	13	18.410	64.05
21	9	PV1	Ozanne	Aston Martin 2 Litre Speed	1:50.399	13	18.799	63.82
22	22	V2	Overington	Bugatti 35B	1:52.815	5	21.215	62.45
23	19	V1	Wiltshire/Morley	Bentley Red Label	1:53.025	13	21.425	62.34
24	30	V2	Guest/Ormond Smith	Bentley 3/4½	1:53.522	12	21.922	62.07
25	34	V1	Welch	Bentley 3 litre	1:53.608	8	22.008	62.02
26	12	V1	Frankel/Frankel	Bentley TT	1:56.849	12	25.249	60.30
27	29	PV1	Smith Hilliard/Fenichel	MG K3	1:57.117	11	25.517	60.16
28	32	PV2	Fink	Bentley SC Blower	1:58.904	12	27.304	59.26
29	2	PV2	Brown/Hine	Lagonda LG45	2:04.479	11	32.879	56.60

Weather/Track: Sun/Dry

Donington Park
Circuit Length = 1.9573 miles.
Start: 09:00 End: 09:25

Clerk of the Course:

Timekeeper:

Mad Jack Pre War Sports Cars

QUALIFYING LAP ANALYSIS - RACE 1 - Donington Park - 30 April 2011

1	Batchelor	Bentley 4 ½ litre SC			
1 -	X:00.000	6 -	1:48.861	11 -	1:48.584
2 -	1:53.714	7 -	1:48.802	12 -	1:51.006
3 -	1:52.788	8 -	1:52.461	13 -	1:52.903
4 -	1:49.777	9 -	1:50.782		
5 -	2:01.561	10 -	1:50.017		
2	Brown/Hine	Lagonda LG45			
1 -	X:00.000	6 -	2:10.083P	11 -	2:17.941P
2 -	2:12.705	7 -	3:05.104		
3 -	2:06.605	8 -	2:07.381		
4 -	2:04.479	9 -	2:09.943		
5 -	2:07.428	10 -	2:06.490		
3	Buxton/Hall	Alfa Romeo 6C 1750 GS			
1 -	X:00.000	6 -	2:48.222	11 -	1:50.240
2 -	1:53.863	7 -	1:53.165	12 -	1:50.301
3 -	1:53.503	8 -	1:54.017	13 -	1:55.426P
4 -	1:56.218	9 -	1:50.010		
5 -	2:02.938P	10 -	1:50.201		
4	Allen	Aston Martin Speed			
1 -	X:00.000	6 -	1:53.125P	11 -	1:46.068
2 -	1:45.966	7 -	2:29.247	12 -	1:46.542
3 -	1:50.080	8 -	1:46.854	13 -	1:47.022
4 -	1:46.264	9 -	1:45.819	14 -	1:55.264P
5 -	1:47.707	10 -	1:46.585		
5	Neumark/Hope	Alfa 8C Monza			
1 -	X:00.000	6 -	2:22.813	11 -	1:36.922
2 -	1:38.272	7 -	1:36.514	12 -	1:35.409
3 -	1:37.132	8 -	1:31.600	13 -	1:33.256
4 -	1:37.587	9 -	1:34.509	14 -	1:33.261
5 -	1:45.988P	10 -	1:36.835	15 -	1:42.749P
6	Darbyshire/Caroline	Morgan Super Aero			
1 -	X:00.000	6 -	1:50.683P	11 -	1:42.886
2 -	1:46.003	7 -	2:49.343	12 -	1:42.901
3 -	1:44.243	8 -	1:45.134	13 -	1:41.719
4 -	1:42.557	9 -	1:44.553	14 -	1:51.658P
5 -	1:43.264	10 -	1:41.736		

Weather/Track: Sun/Dry

www.mstworld.com

Page 1 of 5

Donington Park
Circuit Length = 1.9573 miles.
Start: 09:00 End: 09:25

Printed - 09:28 Saturday, 30 April 2011

Mad Jack Pre War Sports Cars

QUALIFYING LAP ANALYSIS - RACE 1 - Donington Park - 30 April 2011

(contd.)

7	Stretton	Alfa Sports
1 - X:00.000	6 - 1:33.659	11 - 1:33.966
2 - 1:43.142	7 - 1:36.854	12 - 1:35.087
3 - 1:37.904	8 - 1:35.314	13 - 1:34.039
4 - 1:37.996	9 - 1:57.335P	14 - 1:55.289P
5 - 1:37.953	10 - 2:30.616	
8	Laidlaw/Bronson	Alfa Romeo 8C
1 - X:00.000	6 - 1:43.589	11 - 1:44.706
2 - 1:49.135	7 - 1:50.923P	12 - 1:53.182
3 - 1:48.132	8 - 2:38.649	13 - 1:42.601
4 - 1:48.955	9 - 1:42.860	14 - 1:44.206
5 - 1:44.307	10 - 1:44.308	
9	Ozanne	Aston Martin 2 Litre Speed
1 - X:00.000	6 - 1:55.403	11 - 1:58.184
2 - 1:55.278	7 - 1:53.740	12 - 1:56.962
3 - 1:59.165	8 - 1:57.005	13 - 1:53.023
4 - 1:56.743	9 - 1:55.234	
5 - 1:56.772	10 - 1:50.399	
10	Gillett/Walker	Frazer Nash Super Sports
1 - X:00.000	6 - 1:39.765	11 - 1:44.747
2 - 1:34.640	7 - 1:41.258	12 - 1:37.915
3 - 1:35.677	8 - 1:40.199	13 - 1:41.261
4 - 1:42.297P	9 - 1:39.334	14 - 1:38.111
5 - 2:55.954	10 - 1:43.752	
11	Wakeman/Blakeney-Edwards	Frazer Nash Super Sports
1 - X:00.000	6 - 1:43.297	11 - 1:40.305
2 - 1:46.535	7 - 1:40.545	12 - 1:40.074
3 - 1:41.623	8 - 1:54.187P	13 - 2:55.034P
4 - 1:41.284	9 - 3:08.575	
5 - 1:46.323	10 - 1:38.699	
12	Frankel/Frankel	Bentley TT
1 - X:00.000	6 - 2:00.671P	11 - 2:01.753
2 - 1:58.685	7 - 2:56.486	12 - 2:10.211P
3 - 1:58.906	8 - 2:00.981	
4 - 1:56.849	9 - 1:57.707	
5 - 1:59.753	10 - 2:00.463	

Weather/Track: Sun/Dry

www.mstworld.com

Page 2 of 5

Donington Park
Circuit Length = 1.9573 miles.
Start: 09:00 End: 09:25

Printed - 09:28 Saturday, 30 April 2011

Mad Jack Pre War Sports Cars

QUALIFYING LAP ANALYSIS - RACE 1 - Donington Park - 30 April 2011

(contd.)

15	Midgley	Aston Martin Ulster		
1 - X:00.000	6 - 1:50.805			
2 - 1:49.905	7 - 1:50.845			
3 - 1:51.876	8 - 1:49.948			
4 - 1:51.390	9 - 1:52.457			
5 - 1:51.121	10 - 2:10.540P			
16	Hine/Butterworth	Lagonda LG45		
1 - X:00.000	6 - 1:47.363	11 - 1:45.463		
2 - 1:46.128	7 - 1:46.381	12 - 1:53.073P		
3 - 1:42.593	8 - 1:48.096	13 - 2:35.491P		
4 - 1:54.500P	9 - 1:44.598			
5 - 2:28.725	10 - 1:45.265			
17	MacKinnon	Bentley 3 litre		
1 - X:00.000	6 - 1:48.061			
2 - 1:53.510	7 - 1:51.650			
3 - 1:52.439	8 - 1:55.226P			
4 - 2:00.105	9 - 4:05.690			
5 - 1:51.011	10 - 1:57.106P			
18	Mann/Fearnside	Bentley 3/8-litre Sports		
1 - X:00.000	6 - 2:40.401	11 - 1:38.063		
2 - 1:49.222	7 - 1:42.865	12 - 1:38.249		
3 - 1:43.949	8 - 1:40.682	13 - 1:37.147		
4 - 1:46.745	9 - 1:41.907	14 - 1:39.765		
5 - 1:54.977P	10 - 1:39.869			
19	Wiltshire/Morley	Bentley Red Label		
1 - X:00.000	6 - 1:57.308P	11 - 1:53.025		
2 - 1:57.598	7 - 2:23.339	12 - 1:56.159		
3 - 1:54.524	8 - 1:53.655	13 - 1:53.778		
4 - 1:53.365	9 - 1:54.272			
5 - 1:54.292	10 - 1:53.679			
20	Morley/Morley	Bentley 3/4½		
1 - X:00.000	6 - 2:22.330	11 - 1:44.986		
2 - 1:43.753	7 - 1:48.635	12 - 1:44.397		
3 - 1:42.451	8 - 1:48.376	13 - 1:46.620		
4 - 1:42.893	9 - 1:47.963	14 - 1:44.203		
5 - 1:45.965P	10 - 1:45.148			

Weather/Track: Sun/Dry

www.mstworld.com

Page 3 of 5

Donington Park
Circuit Length = 1.9573 miles.
Start: 09:00 End: 09:25

Printed - 09:28 Saturday, 30 April 2011

Mad Jack Pre War Sports Cars

QUALIFYING LAP ANALYSIS - RACE 1 - Donington Park - 30 April 2011

(contd.)

21	Morley/Morley	Bentley Van Den Plas
1 - X:00.000	6 - 2:16.736	11 - 1:42.544
2 - 1:45.485	7 - 1:46.726	12 - 1:39.978
3 - 1:44.035	8 - 1:44.961	13 - 1:42.482
4 - 1:44.350	9 - 1:42.523	14 - 1:41.891
5 - 1:51.807P	10 - 1:44.535	
22	Overington	Bugatti 35B
1 - X:00.000		
2 - 1:54.349		
3 - 1:52.815		
4 - 1:53.452		
5 - 2:00.161P		
23	Polson	Talbot 105
1 - X:00.000	6 - 4:18.485	11 - 1:42.759
2 - 1:51.251	7 - 1:45.155	12 - 1:42.971
3 - 1:46.582	8 - 1:44.517	
4 - 1:43.651	9 - 1:44.332	
5 - 1:56.079P	10 - 1:43.363	
24	Procter	Delahaye 135S Competition
1 - X:00.000	6 - 1:48.881	11 - 1:44.348
2 - 1:51.422	7 - 1:45.253	12 - 1:43.073
3 - 1:49.360	8 - 1:50.124	13 - 1:42.300
4 - 1:46.009	9 - 1:45.195	14 - 1:43.408
5 - 1:45.661	10 - 1:44.833	
25	Ames	Alta Sports
1 - X:00.000	6 - 4:14.426	11 - 1:36.194
2 - 1:48.242	7 - 1:36.486	12 - 1:58.771P
3 - 1:48.547	8 - 1:38.289	
4 - 1:49.814	9 - 1:37.026	
5 - 1:52.985P	10 - 1:37.604	
28	Singer/Singer	Bentley 3 Litre Blower
1 - X:00.000	6 - 2:38.108	11 - 1:51.877
2 - 2:04.441	7 - 1:47.849	12 - 1:48.867
3 - 1:57.508	8 - 1:51.842	13 - 1:46.867
4 - 1:56.320	9 - 1:50.433	
5 - 2:05.139P	10 - 1:50.793	

Weather/Track: Sun/Dry

www.mstworld.com

Page 4 of 5

Donington Park
Circuit Length = 1.9573 miles.
Start: 09:00 End: 09:25

Printed - 09:28 Saturday, 30 April 2011

Mad Jack Pre War Sports Cars

QUALIFYING LAP ANALYSIS - RACE 1 - Donington Park - 30 April 2011

(contd.)

29	Smith Hilliard/Fenichel	MG K3
1 - X:00.000	6 - 3:11.141	11 - 1:57.117
2 - 1:59.087	7 - 2:05.550	
3 - 1:58.702	8 - 1:59.194	
4 - 1:57.422	9 - 2:07.367P	
5 - 2:10.357P	10 - 4:32.389	
30	Guest/Ormond Smith	Bentley 3/4½
1 - X:00.000	6 - 2:02.828	11 - 2:00.193
2 - 1:54.963	7 - 2:02.143	12 - 2:07.228P
3 - 1:53.522	8 - 2:01.433	
4 - 1:58.392P	9 - 2:00.649	
5 - 3:37.034	10 - 1:59.618	
32	Fink	Bentley SC Blower
1 - X:00.000	6 - 2:02.814	11 - 1:59.680
2 - 2:06.472	7 - 1:59.960	12 - 2:01.546
3 - 2:02.391	8 - 1:59.907	
4 - 2:00.316	9 - 1:58.904	
5 - 2:00.307	10 - 1:58.917	
34	Welch	Bentley 3 litre
1 - X:00.000	6 - 6:23.848	
2 - 1:58.242	7 - 1:53.608	
3 - 1:54.484	8 - 2:04.258P	
4 - 1:55.700		
5 - 2:01.221P		
36	Carter	Bentley Derby
1 - X:00.000	6 - 1:50.089	11 - 1:46.619
2 - 1:52.728	7 - 1:58.581P	12 - 1:44.988
3 - 1:50.273	8 - 3:14.445	13 - 1:44.104
4 - 1:48.946	9 - 1:46.644	
5 - 1:49.581	10 - 1:45.871	

Weather/Track: Sun/Dry

www.mstworld.com

Page 5 of 5

Donington Park
Circuit Length = 1.9573 miles.
Start: 09:00 End: 09:25


Printed - 09:28 Saturday, 30 April 2011

Mad Jack Pre War Sports Cars

GRID FOR RACE 1 - Donington Park - 30 April 2011

ROW 15	2	Brown/Hine	
ROW 14	29	Smith Hilliard/Fenichel	32 Fink
ROW 13	34	Welch	12 Frankel/Frankel
ROW 12	19	Wiltshire/Morley	30 Guest/Ormond Smith
ROW 11	9	Ozanne	22 Overington
ROW 10	15	Midgley	3 Buxton/Hall
ROW 9	17	MacKinnon	1 Batchelor
ROW 8	4	Allen	28 Singer/Singer
ROW 7	23	Polson	36 Carter
ROW 6	16	Hine/Butterworth	8 Laidlaw/Bronson
ROW 5	24	Procter	20 Morley/Morley
ROW 4	21	Morley/Morley	6 Darbyshire/Caroline
ROW 3	18	Mann/Fearnside	11 Wakeman/Blakeney-Edwards
ROW 2	10	Gillett/Walker	25 Ames
ROW 1	5	Neumark/Hope	7 Stretton

POLE



Weather/Track: Sun/Dry

Donington Park
Circuit Length = 1.9573 km.
Start: 09:00 End: 09:25

Clerk of the Course:

Timekeeper:

Mad Jack Pre War Sports Cars

RACE 1 - CLASSIFICATION - Donington Park - 30 April 2011

POS	NO	CL	DRIVER	CAR	TIME	LAPS	GAP	MPH	BEST
1	25	PV2	Ames	Alta Sports	46:32.217	29		73.14	1:32.124
2	5	PV2	Neumark/Hope	Alfa 8C Monza	47:00.056	29	27.839	72.42	1:32.958
3	7	PV2	Stretton	Alta Sports	47:12.075	29	39.858	72.11	1:33.413
4	10	V1	Gillett/Walker	Frazer Nash Super Sports	47:32.279	29	1:00.062	71.60	1:35.517
5	11	V1	Wakeman/Blakeney-Edwards	Frazer Nash Super Sports	47:29.071	28	1 LAP	69.21	1:37.173
6	6	V1	Darbyshire/Caroline	Morgan Super Aero	46:36.477	27	2 LAPS	67.99	1:39.968
7	21	V2	Morley/Morley	Bentley Van Den Plas	47:42.815	27	2 LAPS	66.41	1:39.620
8	20	V2	Morley/Morley	Bentley 3/4½	47:44.378	27	2 LAPS	66.38	1:40.489
9	22	V2	Overington	Bugatti 35B	48:01.184	27	2 LAPS	65.99	1:39.425
10	23	PV1	Polson	Talbot 105	48:06.286	27	2 LAPS	65.87	1:42.427
11	8	PV2	Laidlaw/Bronson	Alfa Romeo 8C	45:13.726	26	3 LAPS	67.46	1:39.494
12	4	PV1	Allen	Aston Martin Speed	46:59.807	26	3 LAPS	64.93	1:44.250
13	16	PV2	Hine/Butterworth	Lagonda LG45	47:30.408	26	3 LAPS	64.23	1:44.551
14	24	PV2	Procter	Delahaye 135S Competition	48:02.986	26	3 LAPS	63.50	1:44.957
15	9	PV1	Ozanne	Aston Martin 2 Litre Speed	46:53.444	25	4 LAPS	62.57	1:46.541
16	1	V2	Batchelor	Bentley 4 ½ litre SC	47:03.499	25	4 LAPS	62.35	1:46.938
17	17	V2	MacKinnon	Bentley 3 litre	47:04.317	25	4 LAPS	62.33	1:46.168
18	15	PV1	Midgley	Aston Martin Ulster	47:47.907	25	4 LAPS	61.38	1:47.972
19	28	V2	Singer/Singer	Bentley 3 Litre Blower	48:19.161	25	4 LAPS	60.72	1:47.927
20	30	V2	Guest/Ormond Smith	Bentley 3/4½	47:49.563	24	5 LAPS	58.89	1:51.234
21	32	PV2	Fink	Bentley SC Blower	48:07.245	24	5 LAPS	58.53	1:54.635
22	12	V1	Frankel/Frankel	Bentley TT	46:40.145	23	6 LAPS	57.83	1:54.062
23	3	V1	Buxton/Hall	Alfa Romeo 6C 1750 GS	48:00.852	23	6 LAPS	56.21	1:46.339

NOT CLASSIFIED

34	V1	Welch	Bentley 3 litre	44:05.171	22	D.N.F.	58.56	1:51.093
19	V1	Wiltshire/Morley	Bentley Red Label	46:40.415	22	N.C.F.	55.31	1:51.001
2	PV2	Brown/Hine	Lagonda LG45	46:46.328	21	N.C.F.	52.68	1:59.100
18	V2	Mann/Fearnside	Bentley 3/8-litre Sports	27:12.064	14	D.N.F.	60.37	1:37.537
29	PV1	Smith Hilliard/Fenichel	MG K3	10:14.438	5	D.N.F.	57.15	1:56.902

FASTEST LAP

25	PV2	Ames	Alta Sports	1:32.124	8	76.48mph	123.09kph
10	V1	Gillett/Walker	Frazer Nash Super Sports	1:35.517	6	73.77mph	118.72kph
18	V2	Mann/Fearnside	Bentley 3/8-litre Sports	1:37.537	1	71.09mph	114.42kph
23	PV1	Polson	Talbot 105	1:42.427	8	68.79mph	110.71kph

Weather/Track: Sun/Dry

Donington Park
Circuit Length = 1.9573 miles.
Start: 15:06 End: 15:53

Clerk of the Course:		Timekeeper:
----------------------	--	-------------

Mad Jack Pre War Sports Cars

RACE 1 - LAP ANALYSIS - Donington Park - 30 April 2011

1	Batchelor	Bentley 4 ½ litre SC									
1 -	2:00.644	6 -	1:51.233	11 -	2:36.630	16 -	1:48.624	21 -	1:52.807		
2 -	1:46.938	7 -	1:50.953	12 -	1:52.489	17 -	1:49.270	22 -	1:52.208		
3 -	1:48.267	8 -	1:49.040	13 -	1:50.025	18 -	1:49.181	23 -	1:51.503		
4 -	1:49.925	9 -	1:50.638	14 -	1:50.754	19 -	1:53.011	24 -	1:52.982		
5 -	1:50.191	10 -	1:55.654P	15 -	1:47.848	20 -	1:52.078	25 -	1:50.606		
2	Brown/Hine	Lagonda LG45									
1 -	2:22.673	6 -	2:10.686	11 -	2:05.277	16 -	1:59.100	21 -	1:59.335		
2 -	2:06.097	7 -	2:08.250	12 -	2:06.090	17 -	2:00.386				
3 -	2:08.083	8 -	2:16.170P	13 -	2:41.178P	18 -	2:00.711				
4 -	2:11.926	9 -	3:20.722	14 -	2:47.527	19 -	2:00.952				
5 -	2:11.348	10 -	2:07.213	15 -	2:01.022	20 -	2:01.582				
3	Buxton/Hall	Alfa Romeo 6C 1750 GS									
1 -	1:59.759	6 -	4:08.748P	11 -	1:56.160	16 -	1:55.293	21 -	1:54.432		
2 -	1:46.640	7 -	3:54.192	12 -	1:54.883	17 -	1:54.484	22 -	1:53.951		
3 -	1:47.075	8 -	1:58.476	13 -	1:55.120	18 -	1:56.032	23 -	1:55.798		
4 -	1:46.726	9 -	1:57.055	14 -	1:56.881	19 -	1:55.065				
5 -	1:46.339	10 -	1:55.752	15 -	1:56.439	20 -	1:55.552				
4	Allen	Aston Martin Speed									
1 -	1:55.419	6 -	1:44.598	11 -	2:40.909	16 -	1:44.985	21 -	1:49.261	26 -	1:47.837
2 -	1:45.620	7 -	1:44.366	12 -	1:46.335	17 -	1:45.699	22 -	1:46.207		
3 -	1:45.678	8 -	1:44.947	13 -	1:44.250	18 -	1:45.484	23 -	1:46.223		
4 -	1:45.220	9 -	1:44.465	14 -	1:44.865	19 -	1:46.782	24 -	1:46.860		
5 -	1:44.832	10 -	1:49.262P	15 -	1:45.824	20 -	1:45.548	25 -	1:48.331		
5	Neumark/Hope	Alfa 8C Monza									
1 -	1:33.515	6 -	1:33.486	11 -	1:35.721	16 -	1:33.879	21 -	1:35.689	26 -	1:38.074
2 -	1:46.619	7 -	1:35.161	12 -	1:38.319P	17 -	1:33.504	22 -	1:36.075	27 -	1:37.508
3 -	1:32.958	8 -	1:34.324	13 -	2:05.220	18 -	1:42.886	23 -	1:36.183	28 -	1:39.041
4 -	1:33.644	9 -	1:34.236	14 -	1:34.701	19 -	1:34.851	24 -	1:36.036	29 -	1:39.661
5 -	1:34.225	10 -	1:34.812	15 -	1:36.671	20 -	1:36.121	25 -	1:36.936		
6	Darbyshire/Caroline	Morgan Super Aero									
1 -	1:45.050	6 -	1:43.427	11 -	1:45.224P	16 -	1:40.650	21 -	1:41.767	26 -	1:42.340
2 -	1:42.451	7 -	1:41.525	12 -	2:08.492	17 -	1:44.219	22 -	1:45.346	27 -	1:43.286
3 -	1:42.341	8 -	1:44.701	13 -	1:40.300	18 -	1:41.452	23 -	1:42.233		
4 -	1:41.525	9 -	1:41.127	14 -	1:43.760	19 -	1:41.463	24 -	1:43.630		
5 -	1:42.536	10 -	1:41.958	15 -	1:39.968	20 -	1:43.153	25 -	1:42.553		

Weather/Track: Sun/Dry

www.mstworld.com

Page 1 of 5

Donington Park
Circuit Length = 1.9573 miles.
Start: 15:06 End: 15:53

Printed - 15:55 Saturday, 30 April 2011

Mad Jack Pre War Sports Cars

RACE 1 - LAP ANALYSIS - Donington Park - 30 April 2011

(contd.)

7	Stretton	Alfa Sports				
1 - 1:34.509	6 - 1:35.641	11 - 1:39.778P	16 - 1:35.887	21 - 1:36.393	26 - 1:36.705	
2 - 1:33.557	7 - 1:34.864	12 - 2:21.267	17 - 1:35.442	22 - 1:36.062	27 - 1:35.862	
3 - 1:33.537	8 - 1:34.191	13 - 1:34.097	18 - 1:35.616	23 - 1:36.012	28 - 1:36.417	
4 - 1:33.413	9 - 1:37.229	14 - 1:34.083	19 - 1:34.533	24 - 1:36.767	29 - 1:52.095	
5 - 1:34.553	10 - 1:34.059	15 - 1:35.306	20 - 1:36.610	25 - 1:37.590		
8	Laidlaw/Bronson	Alfa Romeo 8C				
1 - 1:49.836	6 - 1:41.948	11 - 1:39.494	16 - 1:42.772	21 - 1:42.086	26 - 2:01.663P	
2 - 1:41.934	7 - 1:41.795	12 - 1:41.472	17 - 1:42.634	22 - 1:42.338		
3 - 1:41.840	8 - 1:43.165	13 - 1:44.082P	18 - 1:42.977	23 - 1:41.759		
4 - 1:40.871	9 - 1:39.866	14 - 2:16.456	19 - 1:41.907	24 - 1:41.835		
5 - 1:41.471	10 - 1:41.616	15 - 1:41.389	20 - 1:43.026	25 - 1:43.494		
9	Ozanne	Aston Martin 2 Litre Speed				
1 - 2:03.975	6 - 1:50.398	11 - 2:41.361	16 - 1:51.377	21 - 1:49.014		
2 - 1:50.454	7 - 1:49.596	12 - 1:50.184	17 - 1:51.048	22 - 1:46.541		
3 - 1:51.230	8 - 1:48.630	13 - 1:51.233	18 - 1:51.924	23 - 1:47.318		
4 - 1:47.790	9 - 1:48.878	14 - 1:49.883	19 - 1:48.979	24 - 1:49.591		
5 - 1:48.768	10 - 1:57.185P	15 - 1:49.569	20 - 1:49.711	25 - 1:48.807		
10	Gillett/Walker	Frazer Nash Super Sports				
1 - 1:37.918	6 - 1:35.517	11 - 1:35.720	16 - 1:37.451	21 - 1:39.101	26 - 1:40.897	
2 - 1:35.834	7 - 1:35.682	12 - 1:35.682	17 - 1:36.883	22 - 1:37.784	27 - 1:37.109	
3 - 1:36.790	8 - 1:35.807	13 - 1:36.294	18 - 1:39.012	23 - 1:42.765	28 - 1:37.994	
4 - 1:36.419	9 - 1:36.372	14 - 1:43.522P	19 - 1:37.892	24 - 1:38.312	29 - 1:37.978	
5 - 1:36.354	10 - 1:35.637	15 - 2:01.282	20 - 1:36.839	25 - 1:37.432		
11	Wakeman/Blakeney-Edwards	Frazer Nash Super Sports				
1 - 1:44.921	6 - 1:45.131	11 - 1:39.803	16 - 2:08.000	21 - 1:40.254	26 - 1:37.173	
2 - 1:44.664	7 - 1:41.027	12 - 1:40.328	17 - 1:38.916	22 - 1:39.838	27 - 1:38.723	
3 - 1:43.982	8 - 1:43.081	13 - 1:39.068	18 - 1:38.930	23 - 1:41.231	28 - 1:38.069	
4 - 1:42.408	9 - 1:39.741	14 - 1:38.981	19 - 1:39.893	24 - 1:39.633		
5 - 1:40.302	10 - 1:41.607	15 - 1:44.582P	20 - 1:39.197	25 - 1:39.588		
12	Frankel/Frankel	Bentley TT				
1 - 2:11.798	6 - 1:55.410	11 - 2:55.119	16 - 2:03.150	21 - 1:59.309		
2 - 1:55.825	7 - 1:56.952	12 - 2:01.556	17 - 2:00.695	22 - 1:58.873		
3 - 1:56.548	8 - 1:54.062	13 - 1:59.213	18 - 2:00.203	23 - 1:59.252		
4 - 1:57.738	9 - 1:54.473	14 - 1:58.388	19 - 2:00.057			
5 - 1:55.041	10 - 2:02.394P	15 - 2:03.983	20 - 2:00.106			

Weather/Track: Sun/Dry

www.mstworld.com

Page 2 of 5

Donington Park
Circuit Length = 1.9573 miles.
Start: 15:06 End: 15:53

Printed - 15:55 Saturday, 30 April 2011

Mad Jack Pre War Sports Cars

RACE 1 - LAP ANALYSIS - Donington Park - 30 April 2011

(contd.)

15	Midgley	Aston Martin Ulster				
1 - 2:02.723	6 - 1:53.267	11 - 1:54.126	16 - 1:50.910	21 - 1:58.701		
2 - 1:50.550	7 - 1:51.552	12 - 1:47.972	17 - 1:49.377	22 - 1:52.634		
3 - 1:52.184	8 - 1:58.080P	13 - 1:49.259	18 - 1:52.070	23 - 1:49.978		
4 - 1:51.277	9 - 2:54.837	14 - 1:50.983	19 - 1:51.245	24 - 1:50.291		
5 - 1:51.704	10 - 1:50.319	15 - 1:52.539	20 - 1:49.007	25 - 1:52.322		
16	Hine/Butterworth	Lagonda LG45				
1 - 1:50.283	6 - 1:46.122	11 - 1:50.811P	16 - 1:49.994	21 - 1:47.750	26 - 2:19.644	
2 - 1:44.551	7 - 1:46.288	12 - 2:23.325	17 - 1:46.813	22 - 1:46.912		
3 - 1:46.760	8 - 1:48.196	13 - 1:45.816	18 - 1:50.688	23 - 1:47.796		
4 - 1:45.258	9 - 1:46.057	14 - 1:44.921	19 - 1:48.377	24 - 1:46.030		
5 - 1:44.759	10 - 1:46.374	15 - 1:45.165	20 - 1:44.966	25 - 1:46.752		
17	MacKinnon	Bentley 3 litre				
1 - 1:56.692	6 - 1:46.606	11 - 1:52.362	16 - 1:49.067	21 - 1:50.270		
2 - 1:47.195	7 - 1:47.519	12 - 1:51.373	17 - 1:50.156	22 - 1:50.668		
3 - 1:47.183	8 - 1:54.589P	13 - 1:53.432	18 - 1:54.126	23 - 1:49.972		
4 - 1:46.500	9 - 2:46.607	14 - 1:53.068	19 - 1:54.565	24 - 1:52.578		
5 - 1:46.168	10 - 1:50.800	15 - 1:51.657	20 - 1:49.740	25 - 1:51.424		
18	Mann/Fearnside	Bentley 3/8-litre Sports				
1 - 1:37.537	6 - 1:42.128	11 - 1:45.816				
2 - 1:47.109	7 - 1:43.338	12 - 1:46.562				
3 - 1:39.626	8 - 1:52.690P	13 - 1:45.420				
4 - 1:39.097	9 - 4:31.343	14 - 1:53.910P				
5 - 1:39.669	10 - 1:47.819					
19	Wiltshire/Morley	Bentley Red Label				
1 - 2:06.409	6 - 1:53.301	11 - 1:54.608	16 - 1:54.681	21 - 1:53.659		
2 - 1:53.450	7 - 1:55.620	12 - 1:57.292	17 - 1:55.101	22 - 1:56.152		
3 - 1:51.001	8 - 4:10.532P	13 - 1:54.979	18 - 1:52.110			
4 - 2:00.234P	9 - 3:01.222	14 - 1:54.115	19 - 1:53.650			
5 - 2:56.747	10 - 1:53.985	15 - 1:57.252	20 - 1:54.315			
20	Morley/Morley	Bentley 3/4½				
1 - 1:46.475	6 - 1:44.963	11 - 1:46.536P	16 - 1:46.102	21 - 1:45.339	26 - 1:46.863	
2 - 1:42.802	7 - 1:40.773	12 - 2:16.442	17 - 1:46.109	22 - 1:46.397	27 - 1:48.165	
3 - 1:40.890	8 - 1:43.238	13 - 1:48.625	18 - 1:44.892	23 - 1:47.099		
4 - 1:42.046	9 - 1:40.489	14 - 1:46.736	19 - 1:45.454	24 - 1:44.395		
5 - 1:43.989	10 - 1:42.213	15 - 1:47.558	20 - 1:44.791	25 - 1:44.997		

Weather/Track: Sun/Dry

www.mstworld.com

Page 3 of 5

Donington Park
Circuit Length = 1.9573 miles.
Start: 15:06 End: 15:53

Printed - 15:55 Saturday, 30 April 2011

Mad Jack Pre War Sports Cars

RACE 1 - LAP ANALYSIS - Donington Park - 30 April 2011

(contd.)

21	Morley/Morley	Bentley Van Den Plas				
1 - 1:45.503	6 - 1:43.215	11 - 1:39.620	16 - 2:16.089	21 - 1:49.303	26 - 1:46.642	
2 - 1:42.815	7 - 1:41.433	12 - 1:41.981	17 - 1:48.602	22 - 1:47.686	27 - 1:47.142	
3 - 1:41.554	8 - 1:43.719	13 - 1:41.397	18 - 1:47.956	23 - 1:49.299		
4 - 1:42.611	9 - 1:39.695	14 - 1:42.799	19 - 1:48.659	24 - 1:46.404		
5 - 1:42.886	10 - 1:41.490	15 - 1:47.599P	20 - 1:49.875	25 - 1:46.841		
22	Overington	Bugatti 35B				
1 - 1:53.186	6 - 1:43.306	11 - 1:42.869P	16 - 1:42.039	21 - 1:40.270	26 - 1:42.126	
2 - 1:42.344	7 - 1:51.650P	12 - 2:27.902	17 - 1:39.911	22 - 1:40.764	27 - 1:44.181	
3 - 1:40.611	8 - 2:55.593	13 - 1:40.109	18 - 1:40.468	23 - 1:42.206		
4 - 1:40.289	9 - 1:41.827	14 - 1:39.425	19 - 1:40.677	24 - 1:43.432		
5 - 1:41.069	10 - 1:40.062	15 - 1:40.707	20 - 1:39.979	25 - 1:44.182		
23	Polson	Talbot 105				
1 - 1:51.258	6 - 1:42.741	11 - 2:31.847	16 - 1:43.970	21 - 1:46.618	26 - 1:45.136	
2 - 1:44.862	7 - 1:42.594	12 - 1:46.665	17 - 1:45.103	22 - 1:43.915	27 - 1:44.390	
3 - 1:45.593	8 - 1:42.427	13 - 1:45.157	18 - 1:47.609	23 - 1:44.946		
4 - 1:44.530	9 - 1:43.734	14 - 1:44.854	19 - 1:45.226	24 - 1:45.327		
5 - 1:43.060	10 - 1:49.502P	15 - 1:44.132	20 - 1:44.934	25 - 1:46.156		
24	Procter	Delahaye 135S Competition				
1 - 1:48.378	6 - 1:46.944	11 - 1:46.628	16 - 1:47.096	21 - 1:47.185	26 - 1:47.713	
2 - 1:44.957	7 - 1:47.052	12 - 1:50.121P	17 - 1:46.979	22 - 1:47.662		
3 - 1:45.744	8 - 1:46.658	13 - 3:06.073	18 - 2:00.309	23 - 1:49.932		
4 - 1:46.305	9 - 1:46.419	14 - 1:49.023	19 - 1:49.775	24 - 1:47.263		
5 - 1:46.631	10 - 1:46.521	15 - 1:47.926	20 - 1:47.447	25 - 1:46.245		
25	Ames	Alta Sports				
1 - 1:34.191	6 - 1:32.988	11 - 1:34.213	16 - 2:14.735	21 - 1:34.713	26 - 1:35.508	
2 - 1:39.411	7 - 1:32.617	12 - 1:33.653	17 - 1:34.224	22 - 1:35.751	27 - 1:35.337	
3 - 1:34.816	8 - 1:32.124	13 - 1:35.116	18 - 1:35.014	23 - 1:34.318	28 - 1:36.434	
4 - 1:33.879	9 - 1:33.853	14 - 1:33.282	19 - 1:35.107	24 - 1:35.565	29 - 1:39.210	
5 - 1:35.538	10 - 1:32.860	15 - 1:38.877P	20 - 1:34.421	25 - 1:34.462		
28	Singer/Singer	Bentley 3 Litre Blower				
1 - 2:01.497	6 - 1:52.828	11 - 1:58.848	16 - 1:49.123	21 - 1:47.927		
2 - 1:50.775	7 - 1:50.538	12 - 1:50.096	17 - 1:51.513	22 - 1:52.401		
3 - 1:53.492	8 - 1:52.070	13 - 1:48.841	18 - 1:49.854	23 - 1:51.342		
4 - 1:52.806	9 - 1:55.478P	14 - 1:48.198	19 - 1:52.749	24 - 1:52.837		
5 - 1:53.378	10 - 3:30.255	15 - 1:49.306	20 - 1:51.243	25 - 1:51.766		

Weather/Track: Sun/Dry

www.mstworld.com

Page 4 of 5

Donington Park
Circuit Length = 1.9573 miles.
Start: 15:06 End: 15:53

Printed - 15:55 Saturday, 30 April 2011

Mad Jack Pre War Sports Cars

RACE 1 - LAP ANALYSIS - Donington Park - 30 April 2011

(contd.)

29	Smith Hilliard/Fenichel	MG K3			
1 - 2:13.608 2 - 1:57.593 3 - 1:57.167 4 - 1:56.902 5 - 2:09.168					
30	Guest/Ormond Smith	Bentley 3/4½			
1 - 2:04.783 6 - 1:55.494 11 - 1:59.136P 16 - 2:01.379 21 - 2:02.040 2 - 1:51.498 7 - 1:52.853 12 - 2:35.033 17 - 1:58.996 22 - 2:01.825 3 - 1:51.332 8 - 1:54.133 13 - 2:00.689 18 - 2:01.519 23 - 2:01.407 4 - 1:51.428 9 - 1:53.008 14 - 2:01.234 19 - 2:04.571 24 - 2:01.733 5 - 1:52.412 10 - 1:51.234 15 - 2:02.012 20 - 1:59.814					
32	Fink	Bentley SC Blower			
1 - 2:13.127 6 - 1:54.757 11 - 1:56.777 16 - 1:55.948 21 - 1:57.552 2 - 1:55.724 7 - 2:04.181P 12 - 1:58.667 17 - 1:59.705 22 - 1:57.427 3 - 1:57.583 8 - 2:47.971 13 - 1:54.814 18 - 1:55.906 23 - 2:00.563 4 - 1:58.840 9 - 1:56.635 14 - 1:56.249 19 - 2:00.544 24 - 2:00.821 5 - 1:54.703 10 - 1:55.474 15 - 1:54.635 20 - 1:58.642					
34	Welch	Bentley 3 litre			
1 - 2:07.073 6 - 1:56.621 11 - 1:54.304 16 - 1:57.293 21 - 1:59.958 2 - 1:51.093 7 - 1:56.514 12 - 1:59.610 17 - 1:56.644 22 - 1:57.928 3 - 1:53.560 8 - 1:54.139 13 - 1:54.696 18 - 1:58.644 4 - 2:05.953 9 - 1:58.125P 14 - 1:56.649 19 - 2:01.900 5 - 1:56.803 10 - 2:50.908 15 - 1:56.104 20 - 2:00.652					

Weather/Track: Sun/Dry

www.mstworld.com

Page 5 of 5

Donington Park
 Circuit Length = 1.9573 miles.
 Start: 15:06 End: 15:53

Printed - 15:55 Saturday, 30 April 2011

Mad Jack Pre War Sports Cars

RACE 1 - LAP CHART - Donington Park - 30 April 2011

Lap 1			Lap 2			Lap 3			Lap 4			Lap 5		
No	Behind	Laptime	No	Behind	Laptime	No	Behind	Laptime	No	Behind	Laptime	No	Behind	Laptime
5		1:33.515	7		1:33.557	7		1:33.537	7		1:33.413	7		1:34.553
25	0.676	1:34.191	25	5.536	1:39.411	25	6.815	1:34.816	25	7.281	1:33.879	19	1 LAP	2:00.234P
7	0.994	1:34.509	10	5.686	1:35.834	10	8.939	1:36.790	5	11.720	1:33.644	34	1 LAP	2:05.953
18	4.022	1:37.537	5	12.068	1:46.619	5	11.489	1:32.958	10	11.945	1:36.419	25	8.266	1:35.538
10	4.403	1:37.918	18	16.580	1:47.109	18	22.669	1:39.626	2	1 LAP	2:08.083	5	11.392	1:34.225
11	11.406	1:44.921	6	19.435	1:42.451	6	28.239	1:42.341	18	28.353	1:39.097	12	1 LAP	1:57.738
6	11.535	1:45.050	21	20.252	1:42.815	21	28.269	1:41.554	6	36.351	1:41.525	10	13.746	1:36.354
21	11.988	1:45.503	20	21.211	1:42.802	20	28.564	1:40.890	20	37.197	1:42.046	32	1 LAP	1:58.840
20	12.960	1:46.475	11	21.519	1:44.664	11	31.964	1:43.982	21	37.467	1:42.611	29	1 LAP	1:56.902
24	14.863	1:48.378	8	23.704	1:41.934	8	32.007	1:41.840	8	39.465	1:40.871	18	33.469	1:39.669
8	16.321	1:49.836	24	25.269	1:44.957	22	34.538	1:40.611	11	40.959	1:42.408	6	44.334	1:42.536
16	16.768	1:50.283	16	26.768	1:44.551	24	37.476	1:45.744	22	41.414	1:40.289	21	45.800	1:42.886
23	17.743	1:51.258	22	27.464	1:42.344	16	39.991	1:46.760	24	50.368	1:46.305	8	46.383	1:41.471
22	19.671	1:53.186	23	28.054	1:44.862	23	40.110	1:45.593	23	51.227	1:44.530	20	46.633	1:43.989
4	21.904	1:55.419	4	32.973	1:45.620	4	45.114	1:45.678	16	51.836	1:45.258	11	46.708	1:40.302
17	23.177	1:56.692	17	35.821	1:47.195	17	49.467	1:47.183	4	56.921	1:45.220	22	47.930	1:41.069
3	26.244	1:59.759	3	38.333	1:46.640	3	51.871	1:47.075	17	1:02.554	1:46.500	2	1 LAP	2:11.926
1	27.129	2:00.644	1	39.516	1:46.938	1	54.246	1:48.267	3	1:05.184	1:46.726	23	59.734	1:43.060
28	27.982	2:01.497	28	44.206	1:50.775	15	1:03.854	1:52.184	1	1:10.758	1:49.925	16	1:02.042	1:44.759
15	29.208	2:02.723	15	45.207	1:50.550	9	1:04.056	1:51.230	9	1:18.433	1:47.790	24	1:02.446	1:46.631
9	30.460	2:03.975	9	46.363	1:50.454	28	1:04.161	1:53.492	15	1:21.718	1:51.277	4	1:07.200	1:44.832
30	31.268	2:04.783	30	48.215	1:51.498	30	1:06.010	1:51.332	28	1:23.554	1:52.806	17	1:14.169	1:46.168
19	32.894	2:06.409	34	50.100	1:51.093	19	1:09.257	1:51.001	30	1:24.025	1:51.428	3	1:16.970	1:46.339
34	33.558	2:07.073	19	51.793	1:53.450	34	1:10.123	1:53.560				1	1:26.396	1:50.191
12	38.283	2:11.798	12	59.557	1:55.825	12	1:22.568	1:56.548				9	1:32.648	1:48.768
32	39.612	2:13.127	32	1:00.785	1:55.724	32	1:24.831	1:57.583						
29	40.093	2:13.608	29	1:03.135	1:57.593	29	1:26.765	1:57.167						
2	49.158	2:22.673	2	1:20.704	2:06.097									

Weather/Track: Sun/Dry

www.mstworld.com

Page 1 of 6

Donington Park
Circuit Length = 1.9573 miles.
Start: 15:06 End: 15:53

Printed - 15:56 Saturday, 30 April 2011

Mad Jack Pre War Sports Cars

RACE 1 - LAP CHART - Donington Park - 30 April 2011

(contd.)

Lap 6			Lap 7			Lap 8			Lap 9			Lap 10		
No	Behind	Laptime	No	Behind	Laptime	No	Behind	Laptime	No	Behind	Laptime	No	Behind	Laptime
7		1:35.641	7		1:34.864	7		1:34.191	25		1:33.853	25		1:32.860
15	1 LAP	1:51.704	2	2 LAPS	2:11.348	25	1.299	1:32.124	4	1 LAP	1:44.947	12	2 LAPS	1:54.062
25	5.613	1:32.988	25	3.366	1:32.617	17	1 LAP	1:47.519	7	2.077	1:37.229	7	3.276	1:34.059
30	1 LAP	1:52.412	1	1 LAP	1:51.233	19	2 LAPS	1:53.301	16	1 LAP	1:48.196	5	10.703	1:34.812
28	1 LAP	1:53.378	5	9.534	1:35.161	5	9.667	1:34.324	24	1 LAP	1:46.658	4	1 LAP	1:44.465
5	9.237	1:33.486	9	1 LAP	1:50.398	10	16.056	1:35.807	5	8.751	1:34.236	16	1 LAP	1:46.057
10	13.622	1:35.517	10	14.440	1:35.682	1	1 LAP	1:50.953	10	17.276	1:36.372	24	1 LAP	1:46.419
34	1 LAP	1:56.803	15	1 LAP	1:53.267	9	1 LAP	1:49.596	17	1 LAP	1:54.589P	10	20.053	1:35.637
12	1 LAP	1:55.041	28	1 LAP	1:52.828	2	2 LAPS	2:10.686	19	2 LAPS	1:55.620	1	1 LAP	1:50.638
32	1 LAP	1:54.703	30	1 LAP	1:55.494	15	1 LAP	1:51.552	1	1 LAP	1:49.040	9	1 LAP	1:48.878
18	39.956	1:42.128	18	48.430	1:43.338	3	2 LAPS	4:08.748P	9	1 LAP	1:48.630	32	2 LAPS	2:47.971
29	1 LAP	2:09.168	34	1 LAP	1:56.621	28	1 LAP	1:50.538	28	1 LAP	1:52.070	22	1 LAP	1:41.827
6	52.120	1:43.427	12	1 LAP	1:55.410	30	1 LAP	1:52.853	22	1 LAP	2:55.593	28	1 LAP	1:55.478P
8	52.690	1:41.948	32	1 LAP	1:54.757	18	1:06.929	1:52.690P	15	1 LAP	1:58.080P	8	1:22.065	1:41.616
21	53.374	1:43.215	6	58.781	1:41.525	8	1:08.595	1:43.165	30	1 LAP	1:54.133	21	1:22.644	1:41.490
22	55.595	1:43.306	8	59.621	1:41.795	6	1:09.291	1:44.701	2	2 LAPS	2:08.250	6	1:24.364	1:41.958
20	55.955	1:44.963	21	59.943	1:41.433	21	1:09.471	1:43.719	8	1:13.309	1:39.866	11	1:24.587	1:41.607
11	56.198	1:45.131	20	1:01.864	1:40.773	20	1:10.911	1:43.238	21	1:14.014	1:39.695	30	1 LAP	1:53.008
23	1:06.834	1:42.741	11	1:02.361	1:41.027	11	1:11.251	1:43.081	6	1:15.266	1:41.127	20	1:25.601	1:42.213
16	1:12.523	1:46.122	22	1:12.381	1:51.650P	34	1 LAP	1:56.514	11	1:15.840	1:39.741	3	3 LAPS	3:54.192
24	1:13.749	1:46.944	23	1:14.564	1:42.594	12	1 LAP	1:56.952	20	1:16.248	1:40.489			
4	1:16.157	1:44.598	16	1:23.947	1:46.288	23	1:22.800	1:42.427	23	1:31.382	1:43.734			
19	1 LAP	2:56.747	4	1:25.659	1:44.366	32	1 LAP	2:04.181P	34	1 LAP	1:54.139			
17	1:25.134	1:46.606	24	1:25.937	1:47.052									

Weather/Track: Sun/Dry

www.mstworld.com

Page 2 of 6

Donington Park
Circuit Length = 1.9573 miles.
Start: 15:06 End: 15:53

Printed - 15:56 Saturday, 30 April 2011

Mad Jack Pre War Sports Cars

RACE 1 - LAP CHART - Donington Park - 30 April 2011

(contd.)

Lap 11			Lap 12			Lap 13			Lap 14			Lap 15		
No	Behind	Laptime	No	Behind	Laptime	No	Behind	Laptime	No	Behind	Laptime	No	Behind	Laptime
25		1:34.213	25		1:33.653	25		1:35.116	25		1:33.282	25		1:38.877P
17	2 LAPS	2:46.607	6	1 LAP	1:45.224P	4	2 LAPS	2:40.909	16	2 LAPS	2:23.325	15	3 LAPS	1:47.972
7	8.841	1:39.778P	20	1 LAP	1:46.536P	8	1 LAP	1:41.472	11	1 LAP	1:39.068	19	5 LAPS	1:53.985
5	12.211	1:35.721	30	2 LAPS	1:51.234	21	1 LAP	1:41.981	21	1 LAP	1:41.397	16	2 LAPS	1:45.816
23	1 LAP	1:49.502P	5	16.877	1:38.319P	11	1 LAP	1:40.328	8	1 LAP	1:44.082P	11	1 LAP	1:38.981
2	3 LAPS	2:16.170P	3	4 LAPS	1:58.476	34	3 LAPS	2:50.908	4	2 LAPS	1:46.335	21	1 LAP	1:42.799
12	2 LAPS	1:54.473	17	2 LAPS	1:50.800	28	3 LAPS	3:30.255	34	3 LAPS	1:54.304	4	2 LAPS	1:44.250
10	21.560	1:35.720	10	23.589	1:35.682	32	3 LAPS	1:55.474	28	3 LAPS	1:58.848	22	2 LAPS	1:40.109
34	2 LAPS	1:58.125P	24	1 LAP	1:46.628	10	24.767	1:36.294	10	35.007	1:43.522P	28	3 LAPS	1:50.096
4	1 LAP	1:49.262P	16	1 LAP	1:50.811P	2	4 LAPS	3:20.722	12	3 LAPS	2:55.119	5	46.194	1:36.671
16	1 LAP	1:46.374	12	2 LAPS	2:02.394P	30	2 LAPS	1:59.136P	32	3 LAPS	1:56.777	6	1 LAP	1:43.760
24	1 LAP	1:46.521	7	56.455	2:21.267	6	1 LAP	2:08.492	6	1 LAP	1:40.300	34	3 LAPS	1:59.610
15	2 LAPS	2:54.837	15	2 LAPS	1:50.319	17	2 LAPS	1:52.362	22	2 LAPS	2:27.902	8	1 LAP	2:16.456
18	2 LAPS	4:31.343	18	2 LAPS	1:47.819	3	4 LAPS	1:57.055	5	48.400	1:34.701	24	2 LAPS	3:06.073
22	1 LAP	1:40.062	23	1 LAP	2:31.847	1	2 LAPS	2:36.630	17	2 LAPS	1:51.373	7	52.666	1:35.306
1	1 LAP	1:55.654P	22	1 LAP	1:42.869P	20	1 LAP	2:16.442	7	56.237	1:34.083	32	3 LAPS	1:58.667
9	1 LAP	1:57.185P				5	46.981	2:05.220	20	1 LAP	1:48.625	10	57.412	2:01.282
32	2 LAPS	1:56.635				9	2 LAPS	2:41.361	3	4 LAPS	1:55.752	12	3 LAPS	2:01.556
8	1:27.346	1:39.494				7	55.436	1:34.097	1	2 LAPS	1:52.489	20	1 LAP	1:46.736
21	1:28.051	1:39.620				24	1 LAP	1:50.121P	2	4 LAPS	2:07.213	17	2 LAPS	1:53.432
11	1:30.177	1:39.803				18	2 LAPS	1:45.816	9	2 LAPS	1:50.184	1	2 LAPS	1:50.025
19	3 LAPS	4:10.532P				19	4 LAPS	3:01.222	30	2 LAPS	2:35.033	3	4 LAPS	1:56.160
						23	1 LAP	1:46.665	18	2 LAPS	1:46.562	9	2 LAPS	1:51.233
						15	2 LAPS	1:54.126	23	1 LAP	1:45.157	2	4 LAPS	2:05.277
												18	2 LAPS	1:45.420
												23	1 LAP	1:44.854
												15	2 LAPS	1:49.259
												11	1:52.208	1:44.582P
												16	1 LAP	1:44.921
												30	2 LAPS	2:00.689
												19	4 LAPS	1:54.608
												21	2:00.899	1:47.599P
												4	1 LAP	1:44.865

Weather/Track: Sun/Dry

www.mstworld.com

Page 3 of 6

Donington Park
Circuit Length = 1.9573 miles.
Start: 15:06 End: 15:53

Printed - 15:56 Saturday, 30 April 2011

Mad Jack Pre War Sports Cars

RACE 1 - LAP CHART - Donington Park - 30 April 2011

(contd.)

Lap 16			Lap 17			Lap 18			Lap 19			Lap 20		
No	Behind	Laptime	No	Behind	Laptime	No	Behind	Laptime	No	Behind	Laptime	No	Behind	Laptime
25		2:14.735	25		1:34.224	25		1:35.014	25		1:35.107	25		1:34.421
5	5.338	1:33.879	4	2 LAPS	1:45.824	16	2 LAPS	1:49.994	12	4 LAPS	2:03.983	17	3 LAPS	1:50.156
22	2 LAPS	1:39.425	5	4.618	1:33.504	15	3 LAPS	1:52.539	3	5 LAPS	1:56.881	32	4 LAPS	1:55.948
6	1 LAP	1:39.968	30	3 LAPS	2:01.234	4	2 LAPS	1:44.985	5	12.234	1:34.851	23	2 LAPS	1:47.609
7	13.818	1:35.887	19	5 LAPS	1:57.292	5	12.490	1:42.886	16	2 LAPS	1:46.813	9	3 LAPS	1:51.048
8	1 LAP	1:41.389	11	1 LAP	2:08.000	11	1 LAP	1:38.916	7	15.064	1:34.533	5	13.934	1:36.121
28	3 LAPS	1:48.841	22	2 LAPS	1:40.707	7	15.638	1:35.616	11	1 LAP	1:38.930	7	17.253	1:36.610
10	20.128	1:37.451	7	15.036	1:35.442	22	2 LAPS	1:42.039	4	2 LAPS	1:45.699	11	1 LAP	1:39.893
24	2 LAPS	1:49.023	6	1 LAP	1:40.650	10	26.785	1:39.012	15	3 LAPS	1:50.910	3	5 LAPS	1:56.439
34	3 LAPS	1:54.696	10	22.787	1:36.883	6	1 LAP	1:44.219	22	2 LAPS	1:39.911	12	4 LAPS	2:03.150
32	3 LAPS	1:54.814	8	1 LAP	1:42.772	19	5 LAPS	1:54.979	10	29.570	1:37.892	16	2 LAPS	1:50.688
20	1 LAP	1:47.558	21	1 LAP	2:16.089	8	1 LAP	1:42.634	6	1 LAP	1:41.452	4	2 LAPS	1:45.484
12	3 LAPS	1:59.213	28	3 LAPS	1:48.198	30	3 LAPS	2:02.012	8	1 LAP	1:42.977	10	31.988	1:36.839
17	2 LAPS	1:53.068	24	2 LAPS	1:47.926	21	1 LAP	1:48.602	19	5 LAPS	1:54.115	2	6 LAPS	2:47.527
1	2 LAPS	1:50.754	34	3 LAPS	1:56.649	28	3 LAPS	1:49.306	21	1 LAP	1:47.956	22	2 LAPS	1:40.468
9	2 LAPS	1:49.883	20	1 LAP	1:46.102	24	2 LAPS	1:47.096	28	3 LAPS	1:49.123	15	3 LAPS	1:49.377
3	4 LAPS	1:54.883	32	3 LAPS	1:56.249	2	5 LAPS	2:41.178P	30	3 LAPS	2:01.379	6	1 LAP	1:41.463
23	1 LAP	1:44.132	1	2 LAPS	1:47.848	20	1 LAP	1:46.109	24	2 LAPS	1:46.979	8	1 LAP	1:41.907
18	2 LAPS	1:53.910P	17	2 LAPS	1:51.657	34	3 LAPS	1:56.104	20	1 LAP	1:44.892	21	1 LAP	1:48.659
2	4 LAPS	2:06.090	12	3 LAPS	1:58.388	1	2 LAPS	1:48.624	1	2 LAPS	1:49.270	19	5 LAPS	1:57.252
16	1 LAP	1:45.165	9	2 LAPS	1:49.569	32	3 LAPS	1:54.635	34	3 LAPS	1:57.293	28	3 LAPS	1:51.513
15	2 LAPS	1:50.983	3	4 LAPS	1:55.120	17	2 LAPS	1:49.067				20	1 LAP	1:45.454
			23	1 LAP	1:43.970	9	2 LAPS	1:51.377				30	3 LAPS	1:58.996
						23	1 LAP	1:45.103				24	2 LAPS	2:00.309

Weather/Track: Sun/Dry

www.mstworld.com

Page 4 of 6

Donington Park
Circuit Length = 1.9573 miles.
Start: 15:06 End: 15:53

Printed - 15:56 Saturday, 30 April 2011

Mad Jack Pre War Sports Cars

RACE 1 - LAP CHART - Donington Park - 30 April 2011

(contd.)

Lap 21			Lap 22			Lap 23			Lap 24			Lap 25		
No	Behind	Laptime	No	Behind	Laptime	No	Behind	Laptime	No	Behind	Laptime	No	Behind	Laptime
25		1:34.713	25		1:35.751	25		1:34.318	25		1:35.565	25		1:34.462
1	3 LAPS	1:49.181	24	3 LAPS	1:49.775	21	2 LAPS	1:49.303	12	5 LAPS	2:00.057	34	5 LAPS	2:00.652
5	14.910	1:35.689	5	15.234	1:36.075	20	2 LAPS	1:45.339	2	7 LAPS	2:00.386	32	5 LAPS	1:58.642
7	18.933	1:36.393	30	4 LAPS	2:01.519	19	6 LAPS	1:55.101	21	2 LAPS	1:47.686	3	6 LAPS	1:55.065
23	2 LAPS	1:45.226	7	19.244	1:36.062	28	4 LAPS	1:52.749	5	17.570	1:36.036	15	4 LAPS	1:58.701
17	3 LAPS	1:54.126	23	2 LAPS	1:44.934	5	17.099	1:36.183	20	2 LAPS	1:46.397	5	20.044	1:36.936
34	4 LAPS	1:56.644	1	3 LAPS	1:53.011	7	20.938	1:36.012	7	22.140	1:36.767	7	25.268	1:37.590
9	3 LAPS	1:51.924	11	1 LAP	1:40.254	24	3 LAPS	1:47.447	19	6 LAPS	1:52.110	21	2 LAPS	1:49.299
11	1 LAP	1:39.197	17	3 LAPS	1:54.565	11	1 LAP	1:39.838	28	4 LAPS	1:51.243	20	2 LAPS	1:47.099
32	4 LAPS	1:59.705	10	38.409	1:37.784	23	2 LAPS	1:46.618	24	3 LAPS	1:47.185	12	5 LAPS	2:00.106
10	36.376	1:39.101	9	3 LAPS	1:48.979	10	46.856	1:42.765	11	1 LAP	1:41.231	2	7 LAPS	2:00.711
22	2 LAPS	1:40.677	22	2 LAPS	1:39.979	30	4 LAPS	2:04.571	23	2 LAPS	1:43.915	28	4 LAPS	1:47.927
4	2 LAPS	1:46.782	34	4 LAPS	1:58.644	1	3 LAPS	1:52.078	10	49.603	1:38.312	24	3 LAPS	1:47.662
16	2 LAPS	1:48.377	32	4 LAPS	1:55.906	22	2 LAPS	1:40.270	22	2 LAPS	1:40.764	11	1 LAP	1:39.633
6	1 LAP	1:43.153	4	2 LAPS	1:45.548	17	3 LAPS	1:49.740	1	3 LAPS	1:52.807	19	6 LAPS	1:53.650
3	5 LAPS	1:55.293	16	2 LAPS	1:44.966	9	3 LAPS	1:49.711	17	3 LAPS	1:50.270	10	52.573	1:37.432
8	1 LAP	1:43.026	6	1 LAP	1:41.767	6	1 LAP	1:45.346	9	3 LAPS	1:49.014	23	2 LAPS	1:44.946
12	4 LAPS	2:00.695	8	1 LAP	1:42.086	16	2 LAPS	1:47.750	30	4 LAPS	1:59.814	22	2 LAPS	1:42.206
15	3 LAPS	1:52.070	3	5 LAPS	1:54.484	4	2 LAPS	1:49.261	6	1 LAP	1:42.233	9	3 LAPS	1:46.541
2	6 LAPS	2:01.022	15	3 LAPS	1:51.245	8	1 LAP	1:42.338	8	1 LAP	1:41.759	6	1 LAP	1:43.630
21	1 LAP	1:49.875	12	4 LAPS	2:00.203	34	4 LAPS	2:01.900	16	2 LAPS	1:46.912	1	3 LAPS	1:52.208
19	5 LAPS	1:54.681	2	6 LAPS	1:59.100	32	4 LAPS	2:00.544	4	2 LAPS	1:46.207	8	1 LAP	1:41.835
28	3 LAPS	1:49.854				15	3 LAPS	1:49.007				17	3 LAPS	1:50.668
20	1 LAP	1:44.791				3	5 LAPS	1:56.032				4	2 LAPS	1:46.223
												16	2 LAPS	1:47.796

Weather/Track: Sun/Dry

www.mstworld.com

Page 5 of 6

Donington Park
Circuit Length = 1.9573 miles.
Start: 15:06 End: 15:53

Printed - 15:56 Saturday, 30 April 2011

Mad Jack Pre War Sports Cars

RACE 1 - LAP CHART - Donington Park - 30 April 2011

(contd.)

Lap 26			Lap 27			Lap 28			Lap 29			Lap 30		
No	Behind	Laptime	No	Behind	Laptime	No	Behind	Laptime	No	Behind	Laptime	No	Behind	Laptime
25		1:35.508	25		1:35.337	25		1:36.434	25		1:39.210			
30	5 LAPS	2:02.040	1	4 LAPS	1:51.503	6	2 LAPS	1:42.340	6	2 LAPS	1:43.286			
5	22.610	1:38.074	17	4 LAPS	1:49.972	9	4 LAPS	1:49.591	12	6 LAPS	1:59.252			
34	5 LAPS	1:59.958	4	3 LAPS	1:46.860	16	3 LAPS	1:46.752	19	7 LAPS	1:56.152			
7	26.465	1:36.705	16	3 LAPS	1:46.030	4	3 LAPS	1:48.331	2	8 LAPS	1:59.335			
32	5 LAPS	1:57.552	5	24.781	1:37.508	1	4 LAPS	1:52.982	9	4 LAPS	1:48.807			
15	4 LAPS	1:52.634	7	26.990	1:35.862	17	4 LAPS	1:52.578	4	3 LAPS	1:47.837			
3	6 LAPS	1:55.552	30	5 LAPS	2:01.825	8	2 LAPS	2:01.663P	5	27.839	1:39.661			
21	2 LAPS	1:46.404	34	5 LAPS	1:57.928	7	26.973	1:36.417	1	4 LAPS	1:50.606			
20	2 LAPS	1:44.395	15	4 LAPS	1:49.978	5	27.388	1:39.041	17	4 LAPS	1:51.424			
11	1 LAP	1:39.588	32	5 LAPS	1:57.427	30	5 LAPS	2:01.407	7	39.858	1:52.095			
10	57.962	1:40.897	21	2 LAPS	1:46.841	11	1 LAP	1:38.723	11	1 LAP	1:38.069			
24	3 LAPS	1:49.932	20	2 LAPS	1:44.997	10	1:01.294	1:37.994	16	3 LAPS	2:19.644			
12	5 LAPS	1:59.309	3	6 LAPS	1:54.432	15	4 LAPS	1:50.291	10	1:00.062	1:37.978			
28	4 LAPS	1:52.401	11	1 LAP	1:37.173	21	2 LAPS	1:46.642	21	2 LAPS	1:47.142			
2	7 LAPS	2:00.952	10	59.734	1:37.109	20	2 LAPS	1:46.863	20	2 LAPS	1:48.165			
23	2 LAPS	1:45.327	24	3 LAPS	1:47.263	3	6 LAPS	1:53.951	15	4 LAPS	1:52.322			
22	2 LAPS	1:43.432	28	4 LAPS	1:51.342	32	5 LAPS	2:00.563	30	5 LAPS	2:01.733			
19	6 LAPS	1:54.315	22	2 LAPS	1:44.182	24	3 LAPS	1:46.245	3	6 LAPS	1:55.798			
6	1 LAP	1:42.553	23	2 LAPS	1:46.156	22	2 LAPS	1:42.126	22	2 LAPS	1:44.181			
8	1 LAP	1:43.494	12	5 LAPS	1:58.873	23	2 LAPS	1:45.136	24	3 LAPS	1:47.713			
9	3 LAPS	1:47.318	19	6 LAPS	1:53.659	28	4 LAPS	1:52.837	23	2 LAPS	1:44.390			
			2	7 LAPS	2:01.582				32	5 LAPS	2:00.821			
									28	4 LAPS	1:51.766			

Weather/Track: Sun/Dry

www.mstworld.com

Page 6 of 6

Donington Park
Circuit Length = 1.9573 miles.
Start: 15:06 End: 15:53

Printed - 15:56 Saturday, 30 April 2011

Historic Formula 2

QUALIFYING - RACE 2 - Donington Park - 30 April/1 May 2011

POS	NO	CL	DRIVER	NAT	CAR	TIME	LAPS	GAP	MPH
1	6	C	Martin STRETTON		March 742	1:05.191	17		108.08
2	2	C	Matthew WATTS		March 772	1:05.335	17	0.144	107.84
3	12	C	Peter MEYRICK		March 782	1:05.612	16	0.421	107.39
4	77	C	David METHLEY		Chevron B35	1:05.716	17	0.525	107.22
5	35	C	Frank SYTNER		March 782	1:06.324	15	1.133	106.24
6	46	C	Steve MAXTED		Lola T360	1:06.780	14	1.589	105.51
7	54	B	Andrew SMITH		March 79B	1:06.951	16	1.760	105.24
8	42	C	David GATHERCOLE		Chevron B25	1:07.179	14	1.988	104.88
9	8	C	Richard MEINS		March 762	1:07.203	17	2.012	104.85
10	11	C	Hans PETER		Ralt RT1	1:07.233	16	2.042	104.80
11	34	A	Diogo FERRAO		March 712	1:07.861	16	2.670	103.83
12	16	C	Steve TANDY		Chevron B40	1:07.955	13	2.764	103.69
13	22	C	Mark DWYER		March 782	1:08.046	14	2.855	103.55
14	19	C	Hugh PRICE		Chevron B42	1:08.286	13	3.095	103.18
15	62	B	Ian ASHLEY		March 79B	1:08.842	10	3.651	102.35
16	38	C	James CLARIDGE		Brabham BT38	1:09.103	14	3.912	101.96
17	48	A	Tim BARRINGTON		Lola T 240	1:09.931	12	4.740	100.76
18	18	C	Mike CATLOW		Ralt RT1	1:10.188	15	4.997	100.39
19	50	A	Paul BASON		March 712	1:11.092	13	5.901	99.11
20	7	B	Chris SHARPLES		Chevron B29	1:12.840	15	7.649	96.73
21	14	C	Crispian BESLEY		Surtees TS15	1:12.995	15	7.804	96.53
22	23	C	Richard EYRE		March 782	1:13.177	10	7.986	96.29
23	9	B	Jim BLOCKLEY		Lola T460	1:13.312	17	8.121	96.11
24	110	C	Max BLEES		March 752	1:13.499	16	8.308	95.86
25	88	C	Michael SCOTT		Brabham BT30	1:13.519	14	8.328	95.84
26	17	C	M BLETSOE-BROWN		Chevron B27	1:13.626	10	8.435	95.70
27	20	A	David BROWN		Brabham BT30	1:13.859	14	8.668	95.40
28	10	C	Darwin SMITH		March 722	1:19.240	4	14.049	88.92
29	25	B	Philip GLADMAN		Chevron B34	1:22.933	2	17.742	84.96

Weather/Track: Sun/Dry

Donington Park
Circuit Length = 1.9573 miles.
Start: 09:31 End: 09:58

Clerk of the Course:

Timekeeper:

Historic Formula 2

QUALIFYING LAP ANALYSIS - RACE 2 - Donington Park - 30 April/1 May 2011

2	Matthew WATTS	March 772	
1 - 7:26.105	6 - 1:07.446	11 - 1:06.445	16 - 1:07.251
2 - 1:08.793	7 - 1:06.356	12 - 1:07.212	17 - 1:29.311P
3 - 1:11.590	8 - 1:07.537	13 - 1:08.052	
4 - 1:06.590	9 - 1:06.926	14 - 1:05.335	
5 - 1:07.901	10 - 4:49.858	15 - 1:08.603	
6	Martin STRETTON	March 742	
1 - 7:29.565	6 - 1:09.526	11 - 1:05.191	16 - 1:09.905
2 - 1:07.160	7 - 1:05.603	12 - 1:08.902	17 - 1:27.150P
3 - 1:10.033	8 - 1:05.920	13 - 1:05.488	
4 - 1:09.525	9 - 1:13.671	14 - 1:06.171	
5 - 1:06.816	10 - 4:46.777	15 - 1:05.479	
7	Chris SHARPLES	Chevron B29	
1 - 8:14.466	6 - 1:19.173	11 - 1:13.201	
2 - 1:18.106	7 - 1:18.416	12 - 1:14.248	
3 - 1:15.712	8 - 1:16.648	13 - 1:12.840	
4 - 1:18.226	9 - 4:30.151	14 - 1:14.002	
5 - 1:16.016	10 - 1:15.221	15 - 1:32.935P	
8	Richard MEINS	March 762	
1 - 7:49.867P	6 - 1:09.263	11 - 1:07.247	16 - 1:24.819P
2 - 2:54.925	7 - 1:19.609P	12 - 1:07.569	17 - 3:11.849P
3 - 1:11.407	8 - 4:45.283	13 - 1:07.203	
4 - 1:09.015	9 - 1:08.187	14 - 1:07.492	
5 - 1:09.334	10 - 1:07.834	15 - 1:20.341	
9	Jim BLOCKLEY	Lola T460	
1 - 8:17.071	6 - 1:15.961	11 - 1:13.312	16 - 1:17.549
2 - 1:18.401	7 - 1:16.230	12 - 1:17.212	17 - 1:34.821P
3 - 1:15.538	8 - 5:41.627	13 - 1:19.571	
4 - 1:16.640	9 - 1:13.789	14 - 1:16.928	
5 - 1:15.867	10 - 1:13.947	15 - 1:21.280	
10	Darwin SMITH	March 722	
1 - 7:50.977			
2 - 1:25.339			
3 - 1:19.240			
4 - 3:18.808			

Weather/Track: Sun/Dry

www.mstworld.com

Page 1 of 5

Donington Park
Circuit Length = 1.9573 km.
Start: 09:31 End: 09:58

Printed - 10:28 Saturday, 30 April 2011

Historic Formula 2

QUALIFYING LAP ANALYSIS - RACE 2 - Donington Park - 30 April/1 May 2011

(contd.)

11	Hans PETER	Ralt RT1	
1 - 7:38.741	6 - 1:07.650	11 - 1:53.291	16 - 1:21.439P
2 - 1:11.896	7 - 1:21.340	12 - 1:07.506	
3 - 1:09.877	8 - 1:09.438	13 - 1:07.629	
4 - 1:09.898	9 - 1:07.365	14 - 1:11.275	
5 - 1:07.233	10 - 4:22.479P	15 - 1:07.432	
12	Peter MEYRICK	March 782	
1 - 7:54.658	6 - 1:05.612	11 - 1:06.213	16 - 1:24.214P
2 - 1:11.192	7 - 1:13.375P	12 - 1:07.066	
3 - 1:06.687	8 - 6:19.534	13 - 1:06.179	
4 - 1:07.217	9 - 1:06.542	14 - 1:08.644	
5 - 1:06.474	10 - 1:06.446	15 - 1:08.673	
14	Crispian BESLEY	Surtees TS15	
1 - 8:01.364	6 - 1:19.128	11 - 1:14.258	
2 - 1:17.448	7 - 1:17.352	12 - 1:14.022	
3 - 2:46.233	8 - 4:54.952	13 - 1:13.795	
4 - 1:16.942	9 - 1:14.962	14 - 1:32.096P	
5 - 1:17.044	10 - 1:12.995	15 - 4:11.190	
16	Steve TANDY	Chevron B40	
1 - 7:43.858	6 - 8:38.814	11 - 1:08.581	
2 - 1:15.611	7 - 1:12.155	12 - 1:07.955	
3 - 1:10.443	8 - 1:10.787	13 - 1:41.005P	
4 - 1:10.669	9 - 1:09.022		
5 - 1:17.577P	10 - 1:08.170		
17	M BLETSOE-BROWN	Chevron B27	
1 - 8:14.730	6 - 1:21.376P		
2 - 1:16.213	7 - X:00.000		
3 - 1:16.315	8 - 1:16.849		
4 - 1:13.626	9 - 1:13.887		
5 - 1:15.491	10 - 1:30.877P		
18	Mike CATLOW	Ralt RT1	
1 - 7:54.316	6 - 1:12.485	11 - 1:11.386	
2 - 1:21.917	7 - 1:10.564	12 - 1:10.188	
3 - 1:18.006	8 - 1:11.377	13 - 1:10.534	
4 - 1:13.729	9 - 6:41.157	14 - 1:13.216	
5 - 1:12.053	10 - 1:11.969	15 - 1:25.727P	

Weather/Track: Sun/Dry

www.mstworld.com

Page 2 of 5

Donington Park
Circuit Length = 1.9573 km.
Start: 09:31 End: 09:58

Printed - 10:28 Saturday, 30 April 2011

Historic Formula 2

QUALIFYING LAP ANALYSIS - RACE 2 - Donington Park - 30 April/1 May 2011

(contd.)

19	Hugh PRICE	Chevron B42	
1 - 8:29.825	6 - 1:16.417	11 - 1:08.942	
2 - 2:29.734	7 - 1:12.189	12 - 1:08.286	
3 - 1:19.261	8 - 6:21.858	13 - 1:31.393P	
4 - 1:10.404	9 - 1:12.900		
5 - 1:11.558	10 - 1:09.239		
20	David BROWN	Brabham BT30	
1 - 7:49.049	6 - 1:19.618	11 - 1:16.733	
2 - 1:25.381	7 - 1:24.821P	12 - 1:17.831	
3 - 1:19.695	8 - 5:46.074	13 - 1:13.859	
4 - 1:21.728	9 - 1:20.420	14 - 1:36.338P	
5 - 1:18.983	10 - 1:16.197		
22	Mark DWYER	March 782	
1 - 7:55.624	6 - 1:00.783D	11 - 1:08.199	
2 - 2:33.060P	7 - 1:08.046	12 - 1:13.309	
3 - 2:12.355	8 - 4:56.421	13 - 1:11.242	
4 - 1:11.203	9 - 1:10.784	14 - 2:04.359P	
5 - 1:16.529	10 - 1:09.037		
23	Richard EYRE	March 782	
1 - 8:31.653	6 - 3:42.812		
2 - 1:14.647	7 - 6:15.988		
3 - 1:13.177	8 - 1:14.144		
4 - 1:16.075	9 - 1:31.687P		
5 - 1:17.846P	10 - 3:38.566P		
25	Philip GLADMAN	Chevron B34	
1 - X:00.000			
2 - 1:22.933			
34	Diogo FERRAO	March 712	
1 - 7:44.145	6 - 1:08.189	11 - 1:08.552	16 - 1:28.384P
2 - 1:16.193	7 - 1:07.861	12 - 1:08.395	
3 - 1:09.907	8 - 1:08.312	13 - 1:11.012	
4 - 1:11.084	9 - 1:14.319	14 - 1:09.510	
5 - 1:14.649	10 - 4:46.127	15 - 1:10.277	

Weather/Track: Sun/Dry

www.mstworld.com

Page 3 of 5

Donington Park
Circuit Length = 1.9573 km.
Start: 09:31 End: 09:58

Printed - 10:28 Saturday, 30 April 2011

Historic Formula 2

QUALIFYING LAP ANALYSIS - RACE 2 - Donington Park - 30 April/1 May 2011

(contd.)

35	Frank SYTNER	March 782
1 - 7:49.545	6 - 2:24.544	11 - 1:24.905
2 - 1:17.054	7 - 1:08.693	12 - 1:07.518
3 - 1:17.866	8 - 1:07.001	13 - 1:07.394
4 - 1:12.022	9 - 3:53.029	14 - 1:06.324
5 - 1:08.281	10 - 1:07.196	15 - 2:51.238P
38	James CLARIDGE	Brabham BT38
1 - 7:48.565	6 - 1:12.571	11 - 1:10.707
2 - 1:15.836	7 - 1:13.283	12 - 1:09.103
3 - 1:16.507	8 - 1:10.572	13 - 1:20.271
4 - 2:21.644	9 - 6:37.873	14 - 1:25.736P
5 - 1:11.464	10 - 1:10.991	
42	David GATHERCOLE	Chevron B25
1 - 9:03.145	6 - 1:08.949	11 - 1:08.003
2 - 1:10.019	7 - 1:20.400P	12 - 1:07.869
3 - 1:10.494	8 - 5:26.248	13 - 1:07.179
4 - 1:09.001	9 - 1:08.711	14 - 1:39.096P
5 - 1:09.318	10 - 1:07.697	
46	Steve MAXTED	Lola T360
1 - 7:52.971	6 - 1:08.882	11 - 1:09.770
2 - 2:23.450	7 - 2:16.395	12 - 1:06.780
3 - 1:10.213	8 - 4:42.511	13 - 1:09.540
4 - 1:08.786	9 - 1:12.121	14 - 1:31.380P
5 - 1:06.808	10 - 2:13.599	
48	Tim BARRINGTON	Lola T 240
1 - 7:47.367	6 - 1:10.294	11 - 1:09.931
2 - 1:20.636	7 - 1:14.998	12 - 1:24.184P
3 - 1:14.768	8 - 1:21.173P	
4 - 1:11.066	9 - 7:36.575	
5 - 1:12.127	10 - 2:29.065	
50	Paul BASON	March 712
1 - 7:45.369	6 - 1:35.776P	11 - 1:12.650
2 - 1:18.807	7 - 7:08.737	12 - 1:11.092
3 - 1:19.711	8 - 1:14.005	13 - 1:31.224P
4 - 1:15.428	9 - 1:12.020	
5 - 1:12.386	10 - 1:11.820	

Weather/Track: Sun/Dry

www.mstworld.com

Page 4 of 5

Donington Park
Circuit Length = 1.9573 km.
Start: 09:31 End: 09:58

Printed - 10:28 Saturday, 30 April 2011

Historic Formula 2

QUALIFYING LAP ANALYSIS - RACE 2 - Donington Park - 30 April/1 May 2011

(contd.)

54	Andrew SMITH	March 79B	
1 - 8:11.210	6 - 1:09.256	11 - 1:07.423	16 - 1:25.603P
2 - 1:20.634	7 - 1:08.187	12 - 1:10.709	
3 - 1:17.109	8 - 1:17.630P	13 - 1:08.617	
4 - 1:13.940	9 - 4:44.435	14 - 1:06.951	
5 - 1:10.629	10 - 1:07.805	15 - 1:10.060	
62	Ian ASHLEY	March 79B	
1 - 7:56.645	6 - 1:16.298		
2 - 2:29.706	7 - 8:51.650		
3 - 1:11.712	8 - 1:26.508		
4 - 1:08.842	9 - 1:11.157		
5 - 2:14.579	10 - 1:19.234P		
77	David METHLEY	Chevron B35	
1 - 7:55.020	6 - 1:08.385	11 - 1:09.016	16 - 1:07.714
2 - 1:17.745	7 - 1:08.345	12 - 1:06.189	17 - 1:18.470P
3 - 1:05.716	8 - 1:08.481	13 - 1:07.068	
4 - 1:08.153	9 - 1:08.823	14 - 1:06.669	
5 - 1:09.772	10 - 4:08.547	15 - 1:07.190	
88	Michael SCOTT	Brabham BT30	
1 - 8:30.975	6 - 1:16.372	11 - 1:17.878	
2 - 1:26.565	7 - 1:25.302	12 - 1:13.840	
3 - 1:20.801	8 - 5:12.770	13 - 1:14.429	
4 - 1:22.022	9 - 1:14.272	14 - 1:31.148P	
5 - 1:19.831	10 - 1:13.519		
110	Max BLEES	March 752	
1 - 8:18.735	6 - 2:30.405	11 - 1:14.994	16 - 1:20.346
2 - 1:31.842	7 - 5:22.236	12 - 1:13.499	
3 - 1:25.234	8 - 1:15.184	13 - 1:35.111P	
4 - 1:21.487	9 - 1:13.721	14 - 1:49.741	
5 - 1:18.083	10 - 1:16.633	15 - 1:25.930	

Weather/Track: Sun/Dry

www.mstworld.com

Page 5 of 5


Donington Park
Circuit Length = 1.9573 km.
Start: 09:31 End: 09:58

Printed - 10:28 Saturday, 30 April 2011

Historic Formula 2

GRID FOR RACE 2 - Donington Park - 30 April/1 May 2011

ROW 15	25	GLADMAN			
ROW 14	20	BROWN		10	SMITH
ROW 13	88	SCOTT		17	BLETSOE-BROWN
ROW 12	9	BLOCKLEY		110	BLEES
ROW 11	14	BESLEY		23	EYRE
ROW 10	50	BASON		7	SHARPLES
ROW 9	48	BARRINGTON		18	CATLOW
ROW 8	62	ASHLEY		38	CLARIDGE
ROW 7	22	DWYER		19	PRICE
ROW 6	34	FERRAO		16	TANDY
ROW 5	8	MEINS		11	PETER
ROW 4	54	SMITH		42	GATHERCOLE
ROW 3	35	SYTNER		46	MAXTED
ROW 2	12	MEYRICK		77	METHLEY
ROW 1	6	STRETTON		2	WATTS
			POLE		



Weather/Track: Sun/Dry

Donington Park
Circuit Length = 1.9573 km.
Start: 09:31 End: 09:58


Clerk of the Course:

Timekeeper:

Historic Formula 2

GRID FOR RACE 10 - Donington Park - 30 April/1 May 2011

ROW 13	20	BROWN	25	GLADMAN
ROW 12	88	SCOTT	17	BLETSOE-BROWN
ROW 11	23	EYRE	110	BLEES
ROW 10	7	SHARPLES	14	BESLEY
ROW 9	18	CATLOW	50	BASON
ROW 8	38	CLARIDGE	48	BARRINGTON
ROW 7	19	PRICE	62	ASHLEY
ROW 6	16	TANDY	22	DWYER
ROW 5	11	PETER	34	FERRAO
ROW 4	42	GATHERCOLE	8	MEINS
ROW 3	46	MAXTED	54	SMITH
ROW 2	12	MEYRICK	77	METHLEY
ROW 1	6	STRETTON	2	WATTS
		POLE		



Weather/Track: Sun/Dry

Donington Park
Circuit Length = 1.9573 miles.
Start: 09:31 End: 09:58

Clerk of the Course:

Timekeeper:

Historic Formula 2

RACE 2 - CLASSIFICATION - Donington Park - 30 April/1 May 2011

POS	NO	CL	DRIVER	NAT	CAR	TIME	LAPS	GAP	MPH	BEST
1	2	C	Matthew WATTS		March 772	25:59.625	23		103.84	1:05.964
2	35	C	Frank SYTNER		March 782	26:18.979	23	19.354	102.56	1:07.113
3	54	B	Andrew SMITH		March 79B	26:19.246	23	19.621	102.55	1:07.268
4	46	C	Steve MAXTED		Lola T360	26:28.172	23	28.547	101.97	1:07.498
5	11	C	Hans PETER		Ralt RT1	26:34.522	23	34.897	101.56	1:07.357
6	8	C	Richard MEINS		March 762	26:38.544	23	38.919	101.31	1:07.843
7	62	B	Ian ASHLEY		March 79B	27:00.219	23	1:00.594	99.95	1:08.998
8	34	A	Diogo FERRAO		March 712	26:05.150	22	1 LAP	98.97	1:09.174
9	38	C	James CLARIDGE		Brabham BT38	26:12.021	22	1 LAP	98.54	1:09.231
10	48	A	Tim BARRINGTON		Lola T 240	26:46.206	22	1 LAP	96.44	1:10.712
11	110	C	Max BLEES		March 752	26:54.540	22	1 LAP	95.94	1:09.906
12	88	C	Michael SCOTT		Brabham BT30	26:16.408	21	2 LAPS	93.79	1:12.204
13	50	A	Paul BASON		March 712	26:17.938	21	2 LAPS	93.70	1:12.916
14	7	B	Chris SHARPLES		Chevron B29	26:18.481	21	2 LAPS	93.67	1:12.563
15	20	A	David BROWN		Brabham BT30	27:08.429	21	2 LAPS	90.79	1:14.297
16	25	B	Philip GLADMAN		Chevron B34	26:33.296	20	3 LAPS	88.37	1:11.672
17	14	C	Crispian BESLEY		Surtees TS15	26:53.929	20	3 LAPS	87.24	1:13.244

NOT CLASSIFIED

19	C	Hugh PRICE		Chevron B42	23:24.699	19	D.N.F.	95.22	1:10.189
77	C	David METHLEY		Chevron B35	20:29.490	17	D.N.F.	97.33	1:08.599
6	C	Martin STRETTON		March 742	13:36.118	12	D.N.F.	103.47	1:06.180
9	B	Jim BLOCKLEY		Lola T460	12:48.316	10	D.N.F.	91.56	1:13.810
12	C	Peter MEYRICK		March 782	11:01.638	9	D.N.F.	95.67	1:07.246
42	C	David GATHERCOLE		Chevron B25	7:17.462	6	D.N.F.	96.38	1:08.401
17	C	M BLETSOE-BROWN		Chevron B27	9:05.233	5	D.N.F.	64.41	1:15.147
18	C	Mike CATLOW		Ralt RT1	4:25.817	3	D.N.F.	79.10	1:19.821
16	C	Steve TANDY		Chevron B40	2:52.556	2	D.N.F.	81.02	1:31.036
10	C	Darwin SMITH		March 722		0	D.N.F.	N/A	
22	C	Mark DWYER		March 742		0	D.N.F.	N/A	
23	C	Richard EYRE		March 782		0	D.N.F.	N/A	

FASTEST LAP

2	C	Matthew WATTS		March 772	1:05.964	11	106.82mph	171.91kph
54	B	Andrew SMITH		March 79B	1:07.268	22	104.74mph	168.57kph
34	A	Diogo FERRAO		March 712	1:09.174	11	101.86mph	163.93kph

Car 9 - No working transponder Car 77 - please check transponder
Weather/Track: Sun/Dry

Donington Park
Circuit Length = 1.9573 miles.
Start: 16:14 End: 16:40

Clerk of the Course:	Timekeeper:
----------------------	-------------

Historic Formula 2

RACE 2 - LAP ANALYSIS - Donington Park - 30 April/1 May 2011

2	Matthew WATTS	March 772		
1 - 1:15.014	6 - 1:05.970	11 - 1:05.964	16 - 1:08.514	21 - 1:07.634
2 - 1:07.268	7 - 1:06.148	12 - 1:06.007	17 - 1:07.989	22 - 1:07.650
3 - 1:06.924	8 - 1:07.392	13 - 1:07.669	18 - 1:08.400	23 - 1:08.106
4 - 1:07.216	9 - 1:06.747	14 - 1:08.595	19 - 1:09.245	
5 - 1:07.066	10 - 1:05.987	15 - 1:08.510	20 - 1:09.610	
6	Martin STRETTON	March 742		
1 - 1:11.095	6 - 1:06.425	11 - 1:06.180		
2 - 1:07.425	7 - 1:06.591	12 - 1:14.778P		
3 - 1:07.491	8 - 1:08.194			
4 - 1:06.916	9 - 1:07.599			
5 - 1:06.896	10 - 1:06.528			
7	Chris SHARPLES	Chevron B29		
1 - 1:28.649	6 - 1:14.325	11 - 1:18.761	16 - 1:13.395	21 - 1:12.647
2 - 1:16.973	7 - 1:16.363	12 - 1:14.085	17 - 1:14.524	
3 - 1:16.527	8 - 1:14.869	13 - 1:13.324	18 - 1:12.563	
4 - 1:16.090	9 - 1:13.987	14 - 1:13.278	19 - 1:13.412	
5 - 1:13.541	10 - 1:14.555	15 - 1:13.570	20 - 1:13.043	
8	Richard MEINS	March 762		
1 - 1:21.853	6 - 1:09.475	11 - 1:09.453	16 - 1:08.318	21 - 1:08.816
2 - 1:10.491	7 - 1:08.691	12 - 1:11.445	17 - 1:08.041	22 - 1:08.272
3 - 1:09.119	8 - 1:08.670	13 - 1:12.013	18 - 1:08.331	23 - 1:08.038
4 - 1:08.827	9 - 1:08.195	14 - 1:08.294	19 - 1:08.363	
5 - 1:08.867	10 - 1:08.257	15 - 1:07.843	20 - 1:08.872	
9	Jim BLOCKLEY	Lola T460		
1 - 1:31.740	6 - 1:13.810			
2 - 1:16.736	7 - 1:15.024			
3 - 1:16.645	8 - 1:15.209			
4 - 1:14.822	9 - 1:14.262			
5 - 1:14.274	10 - 1:15.794			
10	Darwin SMITH	March 722		

Weather/Track: Sun/Dry

www.mstworld.com

Page 1 of 5

Donington Park
Circuit Length = 1.9573 miles.
Start: 16:14 End: 16:40

Printed - 16:43 Saturday, 30 April 2011

Historic Formula 2

RACE 2 - LAP ANALYSIS - Donington Park - 30 April/1 May 2011

(contd.)

11	Hans PETER	Ralt RT1		
1 - 1:17.775	6 - 1:08.130	11 - 1:08.323	16 - 1:08.092	21 - 1:08.685
2 - 1:09.902	7 - 1:08.057	12 - 1:13.660	17 - 1:08.153	22 - 1:07.749
3 - 1:09.125	8 - 1:08.186	13 - 1:10.815	18 - 1:08.952	23 - 1:07.357
4 - 1:09.295	9 - 1:10.045	14 - 1:08.178	19 - 1:07.629	
5 - 1:10.578	10 - 1:09.349	15 - 1:08.665	20 - 1:07.822	
12	Peter MEYRICK	March 782		
1 - 1:37.251	6 - 1:07.339			
2 - 1:10.167	7 - 1:07.246			
3 - 1:10.280	8 - 1:09.580			
4 - 1:08.803	9 - 1:22.917P			
5 - 1:08.055				
14	Crispian BESLEY	Surtees TS15		
1 - 1:28.763	6 - 1:14.257	11 - 1:15.986	16 - 1:15.746	
2 - 1:16.274	7 - 1:15.223	12 - 1:14.706	17 - 1:37.999P	
3 - 1:16.077	8 - 1:16.773	13 - 1:14.173	18 - 2:30.918	
4 - 1:15.951	9 - 1:14.665	14 - 1:13.244	19 - 1:14.661	
5 - 1:14.239	10 - 1:14.697	15 - 1:14.918	20 - 1:14.659	
16	Steve TANDY	Chevron B40		
1 - 1:31.036				
2 - 1:21.520P				
17	M BLETSOE-BROWN	Chevron B27		
1 - 3:25.852				
2 - 1:16.280				
3 - 1:16.801				
4 - 1:15.147				
5 - 1:51.153P				
18	Mike CATLOW	Ralt RT1		
1 - 1:29.970				
2 - 1:19.821				
3 - 1:36.026P				

Historic Formula 2

RACE 2 - LAP ANALYSIS - Donington Park - 30 April/1 May 2011

(contd.)

19	Hugh PRICE	Chevron B42							
1 -	1:29.364	6 -	1:13.435	11 -	1:11.121	16 -	1:10.513		
2 -	1:18.272	7 -	1:12.910	12 -	1:11.641	17 -	1:14.531		
3 -	1:14.835	8 -	1:12.715	13 -	1:14.378	18 -	1:11.109		
4 -	1:14.806	9 -	1:14.389	14 -	1:11.696	19 -	1:14.698		
5 -	1:11.927	10 -	1:12.170	15 -	1:10.189				
20	David BROWN	Brabham BT30							
1 -	1:33.336	6 -	1:16.663	11 -	1:17.852	16 -	1:18.260	21 -	1:14.572
2 -	1:20.048	7 -	1:15.375	12 -	1:17.458	17 -	1:14.297		
3 -	1:19.228	8 -	1:21.511	13 -	1:16.164	18 -	1:16.251		
4 -	1:16.549	9 -	1:15.939	14 -	1:14.376	19 -	1:17.391		
5 -	1:14.675	10 -	1:15.223	15 -	1:15.288	20 -	1:17.973		
22	Mark DWYER	March 742							
23	Richard EYRE	March 782							
25	Philip GLADMAN	Chevron B34							
1 -	1:31.416	6 -	1:19.182P	11 -	1:15.013	16 -	1:12.115		
2 -	1:17.040	7 -	2:41.697	12 -	1:15.515	17 -	1:12.123		
3 -	1:15.976	8 -	1:15.491	13 -	1:14.523	18 -	1:12.968		
4 -	1:15.670	9 -	1:15.052	14 -	1:14.701	19 -	1:12.830		
5 -	1:13.032	10 -	1:14.915	15 -	1:12.365	20 -	1:11.672		
34	Diogo FERRAO	March 712							
1 -	1:26.245	6 -	1:09.587	11 -	1:09.174	16 -	1:10.875	21 -	1:09.546
2 -	1:13.233	7 -	1:11.789	12 -	1:10.608	17 -	1:09.237	22 -	1:09.662
3 -	1:12.865	8 -	1:10.438	13 -	1:09.639	18 -	1:09.680		
4 -	1:10.874	9 -	1:10.270	14 -	1:09.580	19 -	1:10.679		
5 -	1:11.818	10 -	1:09.366	15 -	1:09.601	20 -	1:10.384		

Weather/Track: Sun/Dry

www.mstworld.com

Page 3 of 5

Donington Park
Circuit Length = 1.9573 miles.
Start: 16:14 End: 16:40

Printed - 16:43 Saturday, 30 April 2011

Historic Formula 2

RACE 2 - LAP ANALYSIS - Donington Park - 30 April/1 May 2011

(contd.)

35	Frank SYTNER	March 782		
1 - 1:16.189	6 - 1:08.131	11 - 1:10.995	16 - 1:08.058	21 - 1:07.378
2 - 1:09.517	7 - 1:07.880	12 - 1:07.983	17 - 1:07.113	22 - 1:07.645
3 - 1:08.726	8 - 1:08.918	13 - 1:08.959	18 - 1:08.125	23 - 1:07.339
4 - 1:08.205	9 - 1:08.764	14 - 1:08.910	19 - 1:07.933	
5 - 1:08.161	10 - 1:08.011	15 - 1:07.754	20 - 1:08.285	
38	James CLARIDGE	Brabham BT38		
1 - 1:28.829	6 - 1:09.867	11 - 1:09.417	16 - 1:12.104	21 - 1:10.347
2 - 1:14.347	7 - 1:10.406	12 - 1:09.386	17 - 1:10.470	22 - 1:09.626
3 - 1:11.195	8 - 1:09.886	13 - 1:10.026	18 - 1:10.243	
4 - 1:13.257	9 - 1:11.636	14 - 1:10.022	19 - 1:09.946	
5 - 1:10.795	10 - 1:09.231	15 - 1:09.811	20 - 1:11.174	
42	David GATHERCOLE	Chevron B25		
1 - 1:28.083	6 - 1:08.765			
2 - 1:10.323				
3 - 1:11.818				
4 - 1:10.072				
5 - 1:08.401				
46	Steve MAXTED	Lola T360		
1 - 1:22.492	6 - 1:08.294	11 - 1:07.702	16 - 1:07.498	21 - 1:08.055
2 - 1:09.000	7 - 1:08.240	12 - 1:08.960	17 - 1:08.253	22 - 1:10.101
3 - 1:08.141	8 - 1:08.151	13 - 1:08.154	18 - 1:08.473	23 - 1:08.239
4 - 1:07.911	9 - 1:09.568	14 - 1:08.568	19 - 1:07.813	
5 - 1:09.446	10 - 1:08.098	15 - 1:08.699	20 - 1:08.316	
48	Tim BARRINGTON	Lola T 240		
1 - 1:24.692	6 - 1:12.142	11 - 1:12.756	16 - 1:11.978	21 - 1:11.688
2 - 1:14.421	7 - 1:14.923	12 - 1:12.684	17 - 1:11.466	22 - 1:10.712
3 - 1:14.745	8 - 1:12.202	13 - 1:11.651	18 - 1:11.618	
4 - 1:13.493	9 - 1:11.853	14 - 1:11.523	19 - 1:12.647	
5 - 1:13.237	10 - 1:12.805	15 - 1:11.823	20 - 1:11.147	
50	Paul BASON	March 712		
1 - 1:27.514	6 - 1:16.024	11 - 1:16.034	16 - 1:13.202	21 - 1:12.916
2 - 1:16.589	7 - 1:15.406	12 - 1:15.221	17 - 1:13.132	
3 - 1:15.505	8 - 1:17.423	13 - 1:14.722	18 - 1:14.300	
4 - 1:14.179	9 - 1:14.220	14 - 1:13.237	19 - 1:12.965	
5 - 1:13.723	10 - 1:14.600	15 - 1:14.089	20 - 1:12.937	

Weather/Track: Sun/Dry

www.mstworld.com

Page 4 of 5

Donington Park
Circuit Length = 1.9573 miles.
Start: 16:14 End: 16:40

Printed - 16:43 Saturday, 30 April 2011

Historic Formula 2

RACE 2 - LAP ANALYSIS - Donington Park - 30 April/1 May 2011

(contd.)

54	Andrew SMITH	March 79B			
1 - 1:16.579	6 - 1:08.021	11 - 1:10.637	16 - 1:07.597	21 - 1:07.636	
2 - 1:10.105	7 - 1:07.582	12 - 1:08.153	17 - 1:07.294	22 - 1:07.268	
3 - 1:08.872	8 - 1:07.673	13 - 1:08.983	18 - 1:07.945	23 - 1:07.445	
4 - 1:08.876	9 - 1:08.750	14 - 1:09.782	19 - 1:07.719		
5 - 1:08.872	10 - 1:07.743	15 - 1:07.374	20 - 1:08.340		
62	Ian ASHLEY	March 79B			
1 - 1:18.304	6 - 1:09.080	11 - 1:08.998	16 - 1:11.860	21 - 1:10.151	
2 - 1:10.395	7 - 1:10.206	12 - 1:09.417	17 - 1:10.190	22 - 1:13.387	
3 - 1:09.423	8 - 1:09.351	13 - 1:11.630	18 - 1:09.877	23 - 1:10.003	
4 - 1:09.155	9 - 1:10.067	14 - 1:09.252	19 - 1:09.667		
5 - 1:11.082	10 - 1:09.645	15 - 1:09.357	20 - 1:09.722		
77	David METHLEY	Chevron B35			
1 - 1:36.811	6 - 1:08.795	11 - 1:08.960	16 - 1:14.641		
2 - 1:11.971	7 - 1:10.198	12 - 1:09.511	17 - 1:23.528P		
3 - 1:10.714	8 - 1:09.671	13 - 1:10.090			
4 - 1:08.599	9 - 1:09.388	14 - 1:09.256			
5 - 1:09.126	10 - 1:08.940	15 - 1:09.291			
88	Michael SCOTT	Brabham BT30			
1 - 1:36.462	6 - 1:13.791	11 - 1:16.170	16 - 1:12.757	21 - 1:12.204	
2 - 1:17.193	7 - 1:14.009	12 - 1:14.873	17 - 1:13.084		
3 - 1:14.667	8 - 1:13.810	13 - 1:13.279	18 - 1:14.625		
4 - 1:13.314	9 - 1:14.107	14 - 1:13.599	19 - 1:12.524		
5 - 1:13.615	10 - 1:14.453	15 - 1:14.345	20 - 1:13.527		
110	Max BLEES	March 752			
1 - 1:30.673	6 - 1:13.352	11 - 1:11.472	16 - 1:11.836	21 - 1:11.775	
2 - 1:16.453	7 - 1:13.692	12 - 1:11.656	17 - 1:11.703	22 - 1:11.712	
3 - 1:14.552	8 - 1:13.372	13 - 1:12.297	18 - 1:09.906		
4 - 1:14.419	9 - 1:14.130	14 - 1:11.812	19 - 1:10.549		
5 - 1:12.046	10 - 1:14.544	15 - 1:10.988	20 - 1:11.601		

Weather/Track: Sun/Dry

www.mstworld.com

Page 5 of 5

Donington Park
Circuit Length = 1.9573 miles.
Start: 16:14 End: 16:40

Printed - 16:43 Saturday, 30 April 2011

Historic Formula 2

RACE 2 - LAP CHART - Donington Park - 30 April/1 May 2011

Lap 1			Lap 2			Lap 3			Lap 4			Lap 5		
No	Behind	Laptime	No	Behind	Laptime	No	Behind	Laptime	No	Behind	Laptime	No	Behind	Laptime
6		1:11.095	6		1:07.425	6		1:07.491	6		1:06.916	6		1:06.896
2	3.919	1:15.014	2	3.762	1:07.268	2	3.195	1:06.924	2	3.495	1:07.216	2	3.665	1:07.066
35	5.094	1:16.189	35	7.186	1:09.517	35	8.421	1:08.726	17	2 LAPS	1:16.280	35	10.975	1:08.161
54	5.484	1:16.579	54	8.164	1:10.105	54	9.545	1:08.872	35	9.710	1:08.205	54	13.481	1:08.872
11	6.680	1:17.775	11	9.157	1:09.902	11	10.791	1:09.125	54	11.505	1:08.876	11	16.852	1:10.578
62	7.209	1:18.304	62	10.179	1:10.395	62	12.111	1:09.423	11	13.170	1:09.295	46	17.167	1:09.446
8	10.758	1:21.853	46	12.972	1:09.000	46	13.622	1:08.141	62	14.350	1:09.155	62	18.536	1:11.082
46	11.397	1:22.492	8	13.824	1:10.491	8	15.452	1:09.119	46	14.617	1:07.911	17	2 LAPS	1:16.801
48	13.597	1:24.692	42	19.886	1:10.323	42	24.213	1:11.818	8	17.363	1:08.827	8	19.334	1:08.867
34	15.150	1:26.245	48	20.593	1:14.421	34	26.332	1:12.865	42	27.369	1:10.072	42	28.874	1:08.401
50	16.419	1:27.514	34	20.958	1:13.233	48	27.847	1:14.745	34	30.290	1:10.874	12	34.733	1:08.055
42	16.988	1:28.083	38	24.656	1:14.347	38	28.360	1:11.195	12	33.574	1:08.803	34	35.212	1:11.818
7	17.554	1:28.649	50	25.583	1:16.589	12	31.687	1:10.280	48	34.424	1:13.493	77	37.398	1:09.126
14	17.668	1:28.763	14	26.517	1:16.274	77	33.485	1:10.714	38	34.701	1:13.257	38	38.600	1:10.795
38	17.734	1:28.829	7	27.102	1:16.973	50	33.597	1:15.505	77	35.168	1:08.599	48	40.765	1:13.237
19	18.269	1:29.364	110	28.606	1:16.453	14	35.103	1:16.077	50	40.860	1:14.179	50	47.687	1:13.723
18	18.875	1:29.970	12	28.898	1:10.167	110	35.667	1:14.552	110	43.170	1:14.419	110	48.320	1:12.046
110	19.578	1:30.673	19	29.116	1:18.272	7	36.138	1:16.527	14	44.138	1:15.951	19	49.381	1:11.927
16	19.941	1:31.036	25	29.936	1:17.040	19	36.460	1:14.835	19	44.350	1:14.806	14	51.481	1:14.239
25	20.321	1:31.416	9	29.956	1:16.736	25	38.421	1:15.976	7	45.312	1:16.090	7	51.957	1:13.541
9	20.645	1:31.740	77	30.262	1:11.971	9	39.110	1:16.645	9	47.016	1:14.822	25	53.311	1:13.032
20	22.241	1:33.336	18	31.271	1:19.821	88	42.311	1:14.667	25	47.175	1:15.670	9	54.394	1:14.274
88	25.367	1:36.462	16	34.036	1:21.520P	20	46.601	1:19.228	88	48.709	1:13.314	88	55.428	1:13.615
77	25.716	1:36.811	20	34.864	1:20.048	18	59.806	1:36.026P	20	56.234	1:16.549	20	1:04.013	1:14.675
12	26.156	1:37.251	88	35.135	1:17.193									
			17	1 LAP	3:25.852									

Weather/Track: Sun/Dry

www.mstworld.com

Page 1 of 5

Donington Park
Circuit Length = 1.9573 miles.
Start: 16:14 End: 16:40

Printed - 16:43 Saturday, 30 April 2011

Historic Formula 2

RACE 2 - LAP CHART - Donington Park - 30 April/1 May 2011

(contd.)

Lap 6			Lap 7			Lap 8			Lap 9			Lap 10		
No	Behind	Laptime	No	Behind	Laptime	No	Behind	Laptime	No	Behind	Laptime	No	Behind	Laptime
6		1:06.425	6		1:06.591	6		1:08.194	6		1:07.599	6		1:06.528
2	3.210	1:05.970	2	2.767	1:06.148	7	1 LAP	1:16.363	2	1.113	1:06.747	2	0.572	1:05.987
35	12.681	1:08.131	20	1 LAP	1:16.663	2	1.965	1:07.392	50	1 LAP	1:17.423	19	1 LAP	1:14.389
54	15.077	1:08.021	35	13.970	1:07.880	88	1 LAP	1:14.009	88	1 LAP	1:13.810	110	1 LAP	1:14.130
11	18.557	1:08.130	54	16.068	1:07.582	9	1 LAP	1:15.024	7	1 LAP	1:14.869	50	1 LAP	1:14.220
46	19.036	1:08.294	11	20.023	1:08.057	17	3 LAPS	1:51.153P	14	1 LAP	1:16.773	88	1 LAP	1:14.107
62	21.191	1:09.080	46	20.685	1:08.240	35	14.694	1:08.918	9	1 LAP	1:15.209	7	1 LAP	1:13.987
8	22.384	1:09.475	8	24.484	1:08.691	20	1 LAP	1:15.375	35	15.859	1:08.764	14	1 LAP	1:14.665
17	2 LAPS	1:15.147	62	24.806	1:10.206	54	15.547	1:07.673	54	16.698	1:08.750	35	17.342	1:08.011
42	31.214	1:08.765	12	36.302	1:07.246	11	20.015	1:08.186	11	22.461	1:10.045	9	1 LAP	1:14.262
12	35.647	1:07.339	77	43.375	1:10.198	46	20.642	1:08.151	46	22.611	1:09.568	54	17.913	1:07.743
34	38.374	1:09.587	34	43.572	1:11.789	8	24.960	1:08.670	25	2 LAPS	2:41.697	46	24.181	1:08.098
77	39.768	1:08.795	38	45.857	1:10.406	62	25.963	1:09.351	8	25.556	1:08.195	11	25.282	1:09.349
38	42.042	1:09.867	48	54.814	1:14.923	12	37.688	1:09.580	62	28.431	1:10.067	8	27.285	1:08.257
48	46.482	1:12.142	110	1:02.348	1:13.692	77	44.852	1:09.671	20	1 LAP	1:21.511	62	31.548	1:09.645
110	55.247	1:13.352	19	1:02.710	1:12.910	34	45.816	1:10.438	77	46.641	1:09.388	25	2 LAPS	1:15.491
19	56.391	1:13.435	50	1:06.101	1:15.406	38	47.549	1:09.886	34	48.487	1:10.270	20	1 LAP	1:15.939
50	57.286	1:16.024	14	1:07.945	1:15.223	48	58.822	1:12.202	38	51.586	1:11.636	77	49.053	1:08.940
14	59.313	1:14.257				19	1:07.231	1:12.715	12	53.006	1:22.917P	34	51.325	1:09.366
7	59.857	1:14.325				110	1:07.526	1:13.372	48	1:03.076	1:11.853	38	54.289	1:09.231
9	1:01.779	1:13.810												
88	1:02.794	1:13.791												
25	1:06.068	1:19.182P												

Weather/Track: Sun/Dry

www.mstworld.com

Page 2 of 5

Donington Park
Circuit Length = 1.9573 miles.
Start: 16:14 End: 16:40

Printed - 16:43 Saturday, 30 April 2011

Historic Formula 2

RACE 2 - LAP CHART - Donington Park - 30 April/1 May 2011

(contd.)

Lap 11			Lap 12			Lap 13			Lap 14			Lap 15		
No	Behind	Laptime	No	Behind	Laptime	No	Behind	Laptime	No	Behind	Laptime	No	Behind	Laptime
6		1:06.180	2		1:06.007	2		1:07.669	2		1:08.595	2		1:08.510
2	0.356	1:05.964	6	8.415	1:14.778P	48	1 LAP	1:12.684	48	1 LAP	1:11.651	20	2 LAPS	1:16.164
48	1 LAP	1:12.805	48	1 LAP	1:12.756	19	1 LAP	1:11.641	35	25.382	1:08.910	48	1 LAP	1:11.523
19	1 LAP	1:12.170	19	1 LAP	1:11.121	110	1 LAP	1:11.656	54	26.661	1:09.782	35	24.626	1:07.754
110	1 LAP	1:14.544	110	1 LAP	1:11.472	35	25.067	1:08.959	19	1 LAP	1:14.378	54	25.525	1:07.374
35	22.157	1:10.995	35	23.777	1:07.983	54	25.474	1:08.983	110	1 LAP	1:12.297	46	28.947	1:08.699
54	22.370	1:10.637	54	24.160	1:08.153	46	28.785	1:08.154	46	28.758	1:08.568	19	1 LAP	1:11.696
50	1 LAP	1:14.600	46	28.300	1:08.960	11	37.868	1:10.815	11	37.451	1:08.178	110	1 LAP	1:11.812
88	1 LAP	1:14.453	50	1 LAP	1:16.034	8	39.984	1:12.013	8	39.683	1:08.294	11	37.606	1:08.665
7	1 LAP	1:14.555	88	1 LAP	1:16.170	50	1 LAP	1:15.221	62	42.038	1:09.252	8	39.016	1:07.843
14	1 LAP	1:14.697	11	34.722	1:13.660	88	1 LAP	1:14.873	88	1 LAP	1:13.279	62	42.885	1:09.357
46	25.703	1:07.702	14	1 LAP	1:15.986	62	41.381	1:11.630	50	1 LAP	1:14.722	88	1 LAP	1:13.599
9	1 LAP	1:15.794	8	35.640	1:11.445	14	1 LAP	1:14.706	14	1 LAP	1:14.173	50	1 LAP	1:13.237
11	27.425	1:08.323	7	1 LAP	1:18.761	7	1 LAP	1:14.085	7	1 LAP	1:13.324	14	1 LAP	1:13.244
8	30.558	1:09.453	62	37.420	1:09.417	77	57.402	1:10.090	77	58.063	1:09.256	7	1 LAP	1:13.278
62	34.366	1:08.998	25	2 LAPS	1:14.915	25	2 LAPS	1:15.013	34	1:01.519	1:09.580	77	58.844	1:09.291
25	2 LAPS	1:15.052	77	54.981	1:09.511	34	1:00.534	1:09.639	38	1:04.333	1:10.022	34	1:02.610	1:09.601
20	1 LAP	1:15.223	34	58.564	1:10.608	38	1:02.906	1:10.026	25	2 LAPS	1:15.515	38	1:05.634	1:09.811
77	51.833	1:08.960	20	1 LAP	1:17.852	20	1 LAP	1:17.458						
34	54.319	1:09.174	38	1:00.549	1:09.386									
38	57.526	1:09.417												

Weather/Track: Sun/Dry

www.mstworld.com

Page 3 of 5

Donington Park
Circuit Length = 1.9573 miles.
Start: 16:14 End: 16:40

Printed - 16:43 Saturday, 30 April 2011

Historic Formula 2

RACE 2 - LAP CHART - Donington Park - 30 April/1 May 2011

(contd.)

Lap 16			Lap 17			Lap 18			Lap 19			Lap 20		
No	Behind	Laptime	No	Behind	Laptime	No	Behind	Laptime	No	Behind	Laptime	No	Behind	Laptime
2		1:08.514	2		1:07.989	2		1:08.400	2		1:09.245	2		1:09.610
25	3 LAPS	1:14.523	38	1 LAP	1:12.104	38	1 LAP	1:10.470	7	2 LAPS	1:14.524	88	2 LAPS	1:14.625
20	2 LAPS	1:14.376	25	3 LAPS	1:14.701	77	1 LAP	1:23.528P	38	1 LAP	1:10.243	50	2 LAPS	1:14.300
48	1 LAP	1:11.823	20	2 LAPS	1:15.288	25	3 LAPS	1:12.365	25	3 LAPS	1:12.115	7	2 LAPS	1:12.563
35	24.170	1:08.058	35	23.294	1:07.113	35	23.019	1:08.125	35	21.707	1:07.933	38	1 LAP	1:09.946
54	24.608	1:07.597	54	23.913	1:07.294	54	23.458	1:07.945	54	21.932	1:07.719	25	3 LAPS	1:12.123
46	27.931	1:07.498	48	1 LAP	1:11.978	46	28.268	1:08.473	14	2 LAPS	1:37.999P	35	20.382	1:08.285
19	1 LAP	1:10.189	46	28.195	1:08.253	20	2 LAPS	1:18.260	46	26.836	1:07.813	54	20.662	1:08.340
110	1 LAP	1:10.988	19	1 LAP	1:10.513	48	1 LAP	1:11.466	48	1 LAP	1:11.618	46	25.542	1:08.316
11	37.184	1:08.092	11	37.348	1:08.153	11	37.900	1:08.952	20	2 LAPS	1:14.297	11	34.496	1:07.822
8	38.820	1:08.318	110	1 LAP	1:11.836	8	38.803	1:08.331	11	36.284	1:07.629	48	1 LAP	1:12.647
62	46.231	1:11.860	8	38.872	1:08.041	19	1 LAP	1:14.531	8	37.921	1:08.363	8	37.183	1:08.872
88	1 LAP	1:14.345	62	48.432	1:10.190	110	1 LAP	1:11.703	110	1 LAP	1:09.906	20	2 LAPS	1:16.251
50	1 LAP	1:14.089	88	1 LAP	1:12.757	62	49.909	1:09.877	19	1 LAP	1:11.109	110	1 LAP	1:10.549
7	1 LAP	1:13.570	50	1 LAP	1:13.202	88	1 LAP	1:13.084	62	50.331	1:09.667	19	1 LAP	1:14.698
14	1 LAP	1:14.918	7	1 LAP	1:13.395	50	1 LAP	1:13.132	34	1:08.933	1:10.679	62	50.443	1:09.722
34	1:04.971	1:10.875	34	1:06.219	1:09.237	34	1:07.499	1:09.680						
77	1:04.971	1:14.641	14	1 LAP	1:15.746									

Weather/Track: Sun/Dry

www.mstworld.com

Page 4 of 5

Donington Park
Circuit Length = 1.9573 miles.
Start: 16:14 End: 16:40

Printed - 16:43 Saturday, 30 April 2011

Historic Formula 2

RACE 2 - LAP CHART - Donington Park - 30 April/1 May 2011

(contd.)

Lap 21			Lap 22			Lap 23			Lap 24			Lap 25		
No	Behind	Laptime	No	Behind	Laptime	No	Behind	Laptime	No	Behind	Laptime	No	Behind	Laptime
2		1:07.634	2		1:07.650	2		1:08.106						
34	1 LAP	1:10.384	34	1 LAP	1:09.546	34	1 LAP	1:09.662						
88	2 LAPS	1:12.524	38	1 LAP	1:10.347	38	1 LAP	1:09.626						
38	1 LAP	1:11.174	88	2 LAPS	1:13.527	88	2 LAPS	1:12.204						
50	2 LAPS	1:12.965	50	2 LAPS	1:12.937	50	2 LAPS	1:12.916						
7	2 LAPS	1:13.412	7	2 LAPS	1:13.043	7	2 LAPS	1:12.647						
35	20.126	1:07.378	35	20.121	1:07.645	35	19.354	1:07.339						
54	20.664	1:07.636	54	20.282	1:07.268	54	19.621	1:07.445						
25	3 LAPS	1:12.968	46	28.414	1:10.101	46	28.547	1:08.239						
46	25.963	1:08.055	25	3 LAPS	1:12.830	25	3 LAPS	1:11.672						
11	35.547	1:08.685	11	35.646	1:07.749	11	34.897	1:07.357						
8	38.365	1:08.816	8	38.987	1:08.272	8	38.919	1:08.038						
48	1 LAP	1:11.147	48	1 LAP	1:11.688	48	1 LAP	1:10.712						
14	3 LAPS	2:30.918	14	3 LAPS	1:14.661	14	3 LAPS	1:14.659						
110	1 LAP	1:11.601	110	1 LAP	1:11.775	110	1 LAP	1:11.712						
20	2 LAPS	1:17.391	62	58.697	1:13.387	62	1:00.594	1:10.003						
62	52.960	1:10.151	20	2 LAPS	1:17.973	20	2 LAPS	1:14.572						

Weather/Track: Sun/Dry

www.mstworld.com

Page 5 of 5

Donington Park
Circuit Length = 1.9573 miles.
Start: 16:14 End: 16:40

Printed - 16:43 Saturday, 30 April 2011

Historic Formula 2

RACE 10 - CLASSIFICATION - Donington Park - 30 April/1 May 2011

POS	NO	CL	DRIVER	NAT	CAR	TIME	LAPS	GAP	MPH	BEST
1	6	C	Martin STRETTON		March 742	25:27.382	23		106.03	1:05.074
2	2	C	Matthew WATTS		March 772	25:42.584	23	15.202	104.98	1:05.243
3	77	C	David METHLEY		Chevron B35	26:12.409	23	45.027	102.99	1:06.822
4	46	C	Steve MAXTED		Lola T360	26:13.442	23	46.060	102.92	1:06.658
5	42	C	David GATHERCOLE		Chevron B25	26:14.201	23	46.819	102.87	1:06.883
6	54	B	Andrew SMITH		March 79B	26:14.924	23	47.542	102.83	1:07.086
7	11	C	Hans PETER		Ralt RT1	25:30.877	22	1 LAP	101.18	1:07.860
8	8	C	Richard MEINS		March 762	25:35.520	22	1 LAP	100.88	1:08.087
9	22	C	Mark DWYER		March 742	25:35.791	22	1 LAP	100.86	1:08.330
10	62	B	Ian ASHLEY		March 79B	25:43.511	22	1 LAP	100.36	1:08.791
11	34	A	Diogo FERRAO		March 712	25:53.263	22	1 LAP	99.73	1:08.968
12	110	C	Max BLEES		March 752	26:21.708	22	1 LAP	97.93	1:09.364
13	19	C	Hugh PRICE		Chevron B42	26:22.066	22	1 LAP	97.91	1:08.956
14	25	B	Philip GLADMAN		Chevron B34	25:36.525	21	2 LAPS	96.23	1:11.131
15	48	A	Tim BARRINGTON		Lola T 240	25:59.050	21	2 LAPS	94.84	1:10.485
16	88	A	Michael SCOTT		Brabham BT30	26:27.490	21	2 LAPS	93.14	1:12.897
17	20	A	David BROWN		Brabham BT30	26:00.641	20	3 LAPS	90.22	1:15.096
18	14	C	Crispian BESLEY		Surtees TS15	26:12.399	20	3 LAPS	89.55	1:15.591
19	38	C	James CLARIDGE		Brabham BT38	25:54.769	19	4 LAPS	86.03	1:07.918

NOT CLASSIFIED

12	C	Peter MEYRICK		March 782	19:51.714	17	D.N.F.	100.42	1:05.904
18	C	Mike CATLOW		Ralt RT1	14:31.808	12	D.N.F.	96.86	1:09.563
7	B	Chris SHARPLES		Chevron B29	16:03.939	12	D.N.F.	87.60	1:12.940
16	C	Steve TANDY		Chevron B40	16:06.566	4	D.N.F.	29.04	1:25.335

FASTEST LAP

6	C	Martin STRETTON		March 742	1:05.074	15	108.28mph	174.26kph
54	B	Andrew SMITH		March 79B	1:07.086	18	105.03mph	169.03kph
34	A	Diogo FERRAO		March 712	1:08.968	12	102.16mph	164.42kph

Weather/Track: Sun/Dry

These results are provisional until the conclusion of any judicial and technical matters.

Donington Park
Circuit Length = 1.9573 miles.
Start: 15:46 End: 16:11

Clerk of the Course:

Timekeeper:

Historic Formula 2

RACE 10 - LAP ANALYSIS - Donington Park - 30 April/1 May 2011

2	Matthew WATTS	March 772		
1 - 1:11.835	6 - 1:05.243	11 - 1:06.083	16 - 1:06.927	21 - 1:07.453
2 - 1:06.925	7 - 1:06.955	12 - 1:07.311	17 - 1:07.309	22 - 1:07.533
3 - 1:06.368	8 - 1:07.539	13 - 1:07.430	18 - 1:06.980	23 - 1:07.351
4 - 1:05.852	9 - 1:05.639	14 - 1:07.757	19 - 1:07.318	
5 - 1:05.380	10 - 1:05.801	15 - 1:07.150	20 - 1:08.445	
6	Martin STRETTON	March 742		
1 - 1:11.169	6 - 1:05.363	11 - 1:05.853	16 - 1:06.333	21 - 1:08.911
2 - 1:06.913	7 - 1:07.396	12 - 1:05.142	17 - 1:06.158	22 - 1:06.354
3 - 1:05.762	8 - 1:07.128	13 - 1:06.326	18 - 1:06.701	23 - 1:05.132
4 - 1:06.106	9 - 1:05.226	14 - 1:07.379	19 - 1:05.973	
5 - 1:05.467	10 - 1:05.307	15 - 1:05.074	20 - 1:06.209	
7	Chris SHARPLES	Chevron B29		
1 - 1:27.889	6 - 1:14.864	11 - 1:25.852		
2 - 1:17.920	7 - 1:14.676	12 - 1:47.001P		
3 - 1:17.724	8 - 1:13.416			
4 - 1:17.523	9 - 1:17.410			
5 - 1:16.724	10 - 1:12.940			
8	Richard MEINS	March 762		
1 - 1:16.546	6 - 1:09.822	11 - 1:09.146	16 - 1:08.087	21 - 1:10.579
2 - 1:09.578	7 - 1:08.857	12 - 1:08.926	17 - 1:09.682	22 - 1:09.715
3 - 1:09.155	8 - 1:08.868	13 - 1:09.362	18 - 1:09.171	
4 - 1:11.375	9 - 1:08.634	14 - 1:08.750	19 - 1:08.230	
5 - 1:09.687	10 - 1:10.115	15 - 1:10.359	20 - 1:10.876	
11	Hans PETER	Ralt RT1		
1 - 1:19.760	6 - 1:08.964	11 - 1:10.231	16 - 1:08.674	21 - 1:08.464
2 - 1:09.912	7 - 1:09.388	12 - 1:08.636	17 - 1:08.387	22 - 1:07.860
3 - 1:13.378	8 - 1:09.109	13 - 1:08.413	18 - 1:08.295	
4 - 1:09.907	9 - 1:08.627	14 - 1:08.849	19 - 1:08.571	
5 - 1:09.507	10 - 1:08.437	15 - 1:09.433	20 - 1:08.075	
12	Peter MEYRICK	March 782		
1 - 1:25.347	6 - 1:06.785	11 - 1:07.413	16 - 1:08.748	
2 - 1:07.546	7 - 1:05.904	12 - 1:05.950	17 - 1:34.222P	
3 - 1:08.942	8 - 1:06.269	13 - 1:06.877		
4 - 1:07.963	9 - 1:08.981	14 - 1:07.645		
5 - 1:07.002	10 - 1:08.744	15 - 1:07.376		

Weather/Track: Sun/Dry

www.mstworld.com

Page 1 of 4

Donington Park
Circuit Length = 1.9573 miles.
Start: 15:46 End: 16:11

Printed - 16:13 Sunday, 01 May 2011

Historic Formula 2

RACE 10 - LAP ANALYSIS - Donington Park - 30 April/1 May 2011

(contd.)

14	Crispian BESLEY	Surtees TS15		
1 - 1:27.251	6 - 1:17.315	11 - 1:16.835	16 - 1:17.364	
2 - 1:16.945	7 - 1:16.485	12 - 1:25.499	17 - 1:16.385	
3 - 1:18.163	8 - 1:15.591	13 - 1:19.169	18 - 1:24.189	
4 - 1:17.529	9 - 1:16.994	14 - 1:18.752	19 - 1:18.334	
5 - 1:18.449	10 - 1:18.094	15 - 1:16.532	20 - 1:16.524	
16	Steve TANDY	Chevron B40		
1 - 1:25.335				
2 - 1:27.000P				
3 - X:00.000				
4 - 1:26.531P				
18	Mike CATLOW	Ralt RT1		
1 - 1:21.632	6 - 1:10.614	11 - 1:10.888		
2 - 1:12.989	7 - 1:10.229	12 - 1:18.952P		
3 - 1:12.394	8 - 1:09.563			
4 - 1:11.736	9 - 1:10.840			
5 - 1:10.374	10 - 1:11.597			
19	Hugh PRICE	Chevron B42		
1 - 1:31.105	6 - 1:10.398	11 - 1:10.022	16 - 1:10.305	21 - 1:09.366
2 - 1:13.555	7 - 1:10.109	12 - 1:10.598	17 - 1:09.832	22 - 1:09.272
3 - 1:15.483	8 - 1:10.349	13 - 1:11.619	18 - 1:11.693	
4 - 1:10.878	9 - 1:11.584	14 - 1:12.598	19 - 1:12.113	
5 - 1:10.181	10 - 1:11.379	15 - 1:10.671	20 - 1:08.956	
20	David BROWN	Brabham BT30		
1 - 1:30.449	6 - 1:17.110	11 - 1:15.535	16 - 1:15.922	
2 - 1:18.791	7 - 1:18.637	12 - 1:20.542	17 - 1:15.111	
3 - 1:16.301	8 - 1:15.481	13 - 1:15.096	18 - 1:19.071	
4 - 1:16.212	9 - 1:16.338	14 - 1:16.965	19 - 1:20.785	
5 - 1:17.343	10 - 1:18.550	15 - 1:17.514	20 - 1:18.888	
22	Mark DWYER	March 742		
1 - 1:17.955	6 - 1:09.706	11 - 1:09.265	16 - 1:08.430	21 - 1:10.485
2 - 1:10.668	7 - 1:09.057	12 - 1:09.778	17 - 1:08.428	22 - 1:09.516
3 - 1:10.008	8 - 1:08.824	13 - 1:08.814	18 - 1:08.330	
4 - 1:10.395	9 - 1:09.304	14 - 1:09.750	19 - 1:08.891	
5 - 1:10.027	10 - 1:09.087	15 - 1:09.517	20 - 1:09.556	

Weather/Track: Sun/Dry

www.mstworld.com

Page 2 of 4

Donington Park
Circuit Length = 1.9573 miles.
Start: 15:46 End: 16:11

Printed - 16:13 Sunday, 01 May 2011

Historic Formula 2

RACE 10 - LAP ANALYSIS - Donington Park - 30 April/1 May 2011

(contd.)

25	Philip GLADMAN	Chevron B34			
1 - 1:27.221	6 - 1:11.131	11 - 1:11.578	16 - 1:12.620	21 - 1:15.880	
2 - 1:13.147	7 - 1:11.236	12 - 1:11.414	17 - 1:12.343		
3 - 1:12.460	8 - 1:12.166	13 - 1:12.196	18 - 1:11.754		
4 - 1:12.500	9 - 1:14.088	14 - 1:11.546	19 - 1:11.725		
5 - 1:11.635	10 - 1:13.480	15 - 1:14.388	20 - 1:12.017		
34	Diogo FERRAO	March 712			
1 - 1:19.358	6 - 1:09.672	11 - 1:10.603	16 - 1:10.311	21 - 1:09.807	
2 - 1:11.123	7 - 1:09.869	12 - 1:08.968	17 - 1:09.649	22 - 1:09.766	
3 - 1:12.862	8 - 1:09.351	13 - 1:10.669	18 - 1:09.722		
4 - 1:10.384	9 - 1:09.193	14 - 1:09.481	19 - 1:11.944		
5 - 1:09.647	10 - 1:09.279	15 - 1:09.457	20 - 1:12.148		
38	James CLARIDGE	Brabham BT38			
1 - 1:20.461	6 - 1:09.136	11 - 1:10.154	16 - 4:24.856		
2 - 1:11.719	7 - 1:08.698	12 - 1:08.889	17 - 1:08.730		
3 - 1:11.233	8 - 1:09.091	13 - 1:18.855	18 - 1:09.160		
4 - 1:10.907	9 - 1:07.918	14 - 1:09.995	19 - 1:10.984		
5 - 1:09.796	10 - 1:08.200	15 - 1:25.987P			
42	David GATHERCOLE	Chevron B25			
1 - 1:13.778	6 - 1:07.473	11 - 1:07.729	16 - 1:08.421	21 - 1:07.826	
2 - 1:08.696	7 - 1:08.089	12 - 1:07.264	17 - 1:09.127	22 - 1:07.295	
3 - 1:10.301	8 - 1:08.053	13 - 1:08.211	18 - 1:06.883	23 - 1:07.752	
4 - 1:08.573	9 - 1:08.473	14 - 1:08.434	19 - 1:08.103		
5 - 1:08.052	10 - 1:09.156	15 - 1:07.870	20 - 1:08.642		
46	Steve MAXTED	Lola T360			
1 - 1:22.046	6 - 1:07.461	11 - 1:07.484	16 - 1:06.855	21 - 1:06.819	
2 - 1:09.317	7 - 1:07.775	12 - 1:09.879	17 - 1:07.900	22 - 1:06.911	
3 - 1:09.784	8 - 1:07.219	13 - 1:07.473	18 - 1:06.668	23 - 1:06.669	
4 - 1:09.282	9 - 1:07.263	14 - 1:06.820	19 - 1:06.658		
5 - 1:08.836	10 - 1:09.435	15 - 1:07.047	20 - 1:07.841		
48	Tim BARRINGTON	Lola T 240			
1 - 1:31.632	6 - 1:13.869	11 - 1:13.653	16 - 1:13.496	21 - 1:11.976	
2 - 1:16.481	7 - 1:14.789	12 - 1:11.033	17 - 1:11.029		
3 - 1:15.157	8 - 1:15.034	13 - 1:11.637	18 - 1:12.461		
4 - 1:17.064	9 - 1:14.172	14 - 1:12.832	19 - 1:14.614		
5 - 1:12.869	10 - 1:13.847	15 - 1:10.485	20 - 1:10.920		

Weather/Track: Sun/Dry

www.mstworld.com

Page 3 of 4

Donington Park
Circuit Length = 1.9573 miles.
Start: 15:46 End: 16:11

Printed - 16:13 Sunday, 01 May 2011

Historic Formula 2

RACE 10 - LAP ANALYSIS - Donington Park - 30 April/1 May 2011

(contd.)

54	Andrew SMITH	March 79B			
1 - 1:12.878	6 - 1:07.286	11 - 1:07.242	16 - 1:07.427	21 - 1:07.394	
2 - 1:07.776	7 - 1:07.387	12 - 1:07.128	17 - 1:07.186	22 - 1:09.466	
3 - 1:07.561	8 - 1:08.683	13 - 1:07.187	18 - 1:07.086	23 - 1:24.411	
4 - 1:07.270	9 - 1:08.127	14 - 1:07.452	19 - 1:07.193		
5 - 1:07.147	10 - 1:07.211	15 - 1:07.287	20 - 1:07.139		
62	Ian ASHLEY	March 79B			
1 - 1:20.329	6 - 1:09.410	11 - 1:10.536	16 - 1:08.981	21 - 1:10.623	
2 - 1:10.555	7 - 1:09.044	12 - 1:08.791	17 - 1:10.020	22 - 1:09.694	
3 - 1:12.400	8 - 1:09.254	13 - 1:09.719	18 - 1:09.268		
4 - 1:10.276	9 - 1:09.797	14 - 1:09.263	19 - 1:09.106		
5 - 1:09.539	10 - 1:08.887	15 - 1:08.794	20 - 1:09.225		
77	David METHLEY	Chevron B35			
1 - 1:14.320	6 - 1:07.756	11 - 1:07.555	16 - 1:09.802	21 - 1:08.317	
2 - 1:08.360	7 - 1:07.994	12 - 1:07.853	17 - 1:08.477	22 - 1:07.563	
3 - 1:08.261	8 - 1:08.153	13 - 1:07.468	18 - 1:06.822	23 - 1:08.269	
4 - 1:09.415	9 - 1:08.721	14 - 1:07.969	19 - 1:07.856		
5 - 1:08.108	10 - 1:08.556	15 - 1:07.802	20 - 1:07.012		
88	Michael SCOTT	Brabham BT30			
1 - 1:28.094	6 - 1:13.977	11 - 1:14.363	16 - 1:13.891	21 - 1:14.207	
2 - 1:16.411	7 - 1:14.844	12 - 1:14.671	17 - 1:14.244		
3 - 1:18.152	8 - 1:15.022	13 - 1:14.998	18 - 1:15.435		
4 - 1:17.372	9 - 1:14.085	14 - 1:14.770	19 - 1:16.237		
5 - 1:12.897	10 - 1:13.967	15 - 1:14.757	20 - 1:15.096		
110	Max BLEES	March 752			
1 - 1:25.941	6 - 1:11.572	11 - 1:11.674	16 - 1:10.994	21 - 1:09.626	
2 - 1:13.142	7 - 1:10.545	12 - 1:10.915	17 - 1:10.468	22 - 1:09.679	
3 - 1:11.902	8 - 1:10.753	13 - 1:11.274	18 - 1:11.775		
4 - 1:12.647	9 - 1:11.419	14 - 1:11.698	19 - 1:10.995		
5 - 1:11.758	10 - 1:11.859	15 - 1:11.708	20 - 1:09.364		

Weather/Track: Sun/Dry

www.mstworld.com

Page 4 of 4

Donington Park
Circuit Length = 1.9573 miles.
Start: 15:46 End: 16:11

Printed - 16:13 Sunday, 01 May 2011

Historic Formula 2

RACE 10 - LAP CHART - Donington Park - 30 April/1 May 2011

Lap 1			Lap 2			Lap 3			Lap 4			Lap 5		
No	Behind	Laptime	No	Behind	Laptime	No	Behind	Laptime	No	Behind	Laptime	No	Behind	Laptime
6		1:11.169	6		1:06.913	6		1:05.762	6		1:06.106	6		1:05.467
2	0.666	1:11.835	2	0.678	1:06.925	2	1.284	1:06.368	2	1.030	1:05.852	2	0.943	1:05.380
54	1.709	1:12.878	54	2.572	1:07.776	54	4.371	1:07.561	54	5.535	1:07.270	54	7.215	1:07.147
42	2.609	1:13.778	42	4.392	1:08.696	77	7.097	1:08.261	77	10.406	1:09.415	77	13.047	1:08.108
77	3.151	1:14.320	77	4.598	1:08.360	42	8.931	1:10.301	42	11.398	1:08.573	42	13.983	1:08.052
8	5.377	1:16.546	8	8.042	1:09.578	8	11.435	1:09.155	8	16.704	1:11.375	8	20.924	1:09.687
22	6.786	1:17.955	22	10.541	1:10.668	22	14.787	1:10.008	22	19.076	1:10.395	12	21.383	1:07.002
34	8.189	1:19.358	11	11.590	1:09.912	46	17.303	1:09.784	12	19.848	1:07.963	22	23.636	1:10.027
11	8.591	1:19.760	34	12.399	1:11.123	12	17.991	1:08.942	46	20.479	1:09.282	46	23.848	1:08.836
62	9.160	1:20.329	62	12.802	1:10.555	11	19.206	1:13.378	11	23.007	1:09.907	11	27.047	1:09.507
38	9.292	1:20.461	46	13.281	1:09.317	62	19.440	1:12.400	62	23.610	1:10.276	62	27.682	1:09.539
18	10.463	1:21.632	38	14.098	1:11.719	34	19.499	1:12.862	34	23.777	1:10.384	34	27.957	1:09.647
46	10.877	1:22.046	12	14.811	1:07.546	38	19.569	1:11.233	38	24.370	1:10.907	38	28.699	1:09.796
12	14.178	1:25.347	18	16.539	1:12.989	18	23.171	1:12.394	18	28.801	1:11.736	18	33.708	1:10.374
16	14.166	1:25.335	110	21.001	1:13.142	110	27.141	1:11.902	110	33.682	1:12.647	110	39.973	1:11.758
110	14.772	1:25.941	25	22.286	1:13.147	25	28.984	1:12.460	25	35.378	1:12.500	25	41.546	1:11.635
25	16.052	1:27.221	14	26.114	1:16.945	19	36.299	1:15.483	19	41.071	1:10.878	19	45.785	1:10.181
14	16.082	1:27.251	88	26.423	1:16.411	14	38.515	1:18.163	14	49.938	1:17.529	88	57.509	1:12.897
7	16.720	1:27.889	19	26.578	1:13.555	88	38.813	1:18.152	88	50.079	1:17.372	48	57.786	1:12.869
88	16.925	1:28.094	7	27.727	1:17.920	48	39.426	1:15.157	48	50.384	1:17.064	7	1:02.363	1:16.724
20	19.280	1:30.449	48	30.031	1:16.481	7	39.689	1:17.724	7	51.106	1:17.523	14	1:02.920	1:18.449
19	19.936	1:31.105	20	31.158	1:18.791	20	41.697	1:16.301	20	51.803	1:16.212	20	1:03.679	1:17.343
48	20.463	1:31.632	16	34.253	1:27.000P									

Weather/Track: Sun/Dry

www.mstworld.com

Page 1 of 5

Donington Park
Circuit Length = 1.9573 miles.
Start: 15:46 End: 16:11

Printed - 16:14 Sunday, 01 May 2011

Historic Formula 2

RACE 10 - LAP CHART - Donington Park - 30 April/1 May 2011

(contd.)

Lap 6			Lap 7			Lap 8			Lap 9			Lap 10		
No	Behind	Laptime	No	Behind	Laptime	No	Behind	Laptime	No	Behind	Laptime	No	Behind	Laptime
6		1:05.363	6		1:07.396	6		1:07.128	6		1:05.226	6		1:05.307
2	0.823	1:05.243	2	0.382	1:06.955	2	0.793	1:07.539	2	1.206	1:05.639	2	1.700	1:05.801
54	9.138	1:07.286	7	1 LAP	1:14.864	88	1 LAP	1:14.844	54	13.585	1:08.127	54	15.489	1:07.211
77	15.440	1:07.756	14	1 LAP	1:17.315	48	1 LAP	1:14.789	88	1 LAP	1:15.022	77	23.807	1:08.556
42	16.093	1:07.473	20	1 LAP	1:17.110	54	10.684	1:08.683	48	1 LAP	1:15.034	42	24.807	1:09.156
12	22.805	1:06.785	54	9.129	1:07.387	7	1 LAP	1:14.676	7	1 LAP	1:13.416	88	1 LAP	1:14.085
8	25.383	1:09.822	77	16.038	1:07.994	14	1 LAP	1:16.485	77	20.558	1:08.721	48	1 LAP	1:14.172
46	25.946	1:07.461	42	16.786	1:08.089	77	17.063	1:08.153	42	20.958	1:08.473	12	27.646	1:08.744
22	27.979	1:09.706	12	21.313	1:05.904	42	17.711	1:08.053	12	24.209	1:08.981	7	1 LAP	1:17.410
11	30.648	1:08.964	46	26.325	1:07.775	20	1 LAP	1:18.637	14	1 LAP	1:15.591	46	32.581	1:09.435
62	31.729	1:09.410	8	26.844	1:08.857	12	20.454	1:06.269	46	28.453	1:07.263	8	36.800	1:10.115
34	32.266	1:09.672	22	29.640	1:09.057	46	26.416	1:07.219	20	1 LAP	1:15.481	14	1 LAP	1:16.994
38	32.472	1:09.136	11	32.640	1:09.388	8	28.584	1:08.868	8	31.992	1:08.634	22	39.194	1:09.087
18	38.959	1:10.614	62	33.377	1:09.044	22	31.336	1:08.824	22	35.414	1:09.304	20	1 LAP	1:16.338
110	46.182	1:11.572	38	33.774	1:08.698	11	34.621	1:09.109	11	38.022	1:08.627	11	41.152	1:08.437
25	47.314	1:11.131	34	34.739	1:09.869	62	35.503	1:09.254	38	38.429	1:07.918	38	41.322	1:08.200
19	50.820	1:10.398	18	41.792	1:10.229	38	35.737	1:09.091	62	40.074	1:09.797	62	43.654	1:08.887
88	1:06.123	1:13.977	110	49.331	1:10.545	34	36.962	1:09.351	34	40.929	1:09.193	34	44.901	1:09.279
48	1:06.292	1:13.869	25	51.154	1:11.236	18	44.227	1:09.563	18	49.841	1:10.840	18	56.131	1:11.597
			19	53.533	1:10.109	110	52.956	1:10.753	110	59.149	1:11.419	110	1:05.701	1:11.859
						25	56.192	1:12.166	19	1:03.112	1:11.584			
						19	56.754	1:10.349	25	1:05.054	1:14.088			

Weather/Track: Sun/Dry

www.mstworld.com

Page 2 of 5

Donington Park
Circuit Length = 1.9573 miles.
Start: 15:46 End: 16:11

Printed - 16:14 Sunday, 01 May 2011

Historic Formula 2

RACE 10 - LAP CHART - Donington Park - 30 April/1 May 2011

(contd.)

Lap 11			Lap 12			Lap 13			Lap 14			Lap 15		
No	Behind	Laptime	No	Behind	Laptime	No	Behind	Laptime	No	Behind	Laptime	No	Behind	Laptime
6		1:05.853	6		1:05.142	6		1:06.326	6		1:07.379	6		1:05.074
2	1.930	1:06.083	2	4.099	1:07.311	2	5.203	1:07.430	2	5.581	1:07.757	2	7.657	1:07.150
19	1 LAP	1:11.379	110	1 LAP	1:11.674	18	1 LAP	1:18.952P	20	2 LAPS	1:20.542	20	2 LAPS	1:15.096
25	1 LAP	1:13.480	19	1 LAP	1:10.022	110	1 LAP	1:10.915	14	2 LAPS	1:25.499	110	1 LAP	1:11.698
54	16.878	1:07.242	25	1 LAP	1:11.578	19	1 LAP	1:10.598	110	1 LAP	1:11.274	54	22.011	1:07.287
77	25.509	1:07.555	54	18.864	1:07.128	16	10 LAPS	1:47.700	19	1 LAP	1:11.619	19	1 LAP	1:12.598
42	26.683	1:07.729	77	28.220	1:07.853	25	1 LAP	1:11.414	54	19.798	1:07.452	14	2 LAPS	1:19.169
12	29.206	1:07.413	42	28.805	1:07.264	54	19.725	1:07.187	25	1 LAP	1:12.196	25	1 LAP	1:11.546
88	1 LAP	1:13.967	12	30.014	1:05.950	77	29.362	1:07.468	77	29.952	1:07.969	77	32.680	1:07.802
48	1 LAP	1:13.847	46	38.949	1:09.879	12	30.565	1:06.877	12	30.831	1:07.645	12	33.133	1:07.376
46	34.212	1:07.484	48	1 LAP	1:13.653	42	30.690	1:08.211	42	31.745	1:08.434	42	34.541	1:07.870
7	1 LAP	1:12.940	88	1 LAP	1:14.363	46	40.096	1:07.473	7	2 LAPS	1:47.001P	46	41.510	1:07.047
8	40.093	1:09.146	8	43.877	1:08.926	48	1 LAP	1:11.033	16	10 LAPS	1:26.531P	8	53.569	1:10.359
22	42.606	1:09.265	22	47.242	1:09.778	8	46.913	1:09.362	46	39.537	1:06.820	22	56.544	1:09.517
11	45.530	1:10.231	11	49.024	1:08.636	22	49.730	1:08.814	8	48.284	1:08.750	11	56.940	1:09.433
38	45.623	1:10.154	38	49.370	1:08.889	88	1 LAP	1:14.671	48	1 LAP	1:11.637	48	1 LAP	1:12.832
62	48.337	1:10.536	62	51.986	1:08.791	11	51.111	1:08.413	22	52.101	1:09.750	62	1:00.983	1:08.794
34	49.651	1:10.603	34	53.477	1:08.968	62	55.379	1:09.719	11	52.581	1:08.849	34	1:04.305	1:09.457
14	1 LAP	1:18.094	7	1 LAP	1:25.852	34	57.820	1:10.669	62	57.263	1:09.263			
20	1 LAP	1:18.550	14	1 LAP	1:16.835	38	1:01.899	1:18.855	88	1 LAP	1:14.998			
18	1:01.166	1:10.888	20	1 LAP	1:15.535				34	59.922	1:09.481			
									38	1:04.515	1:09.995			

Weather/Track: Sun/Dry

www.mstworld.com

Page 3 of 5

Donington Park
Circuit Length = 1.9573 miles.
Start: 15:46 End: 16:11

Printed - 16:14 Sunday, 01 May 2011

Historic Formula 2

RACE 10 - LAP CHART - Donington Park - 30 April/1 May 2011

(contd.)

Lap 16			Lap 17			Lap 18			Lap 19			Lap 20		
No	Behind	Laptime	No	Behind	Laptime	No	Behind	Laptime	No	Behind	Laptime	No	Behind	Laptime
6		1:06.333	6		1:06.158	6		1:06.701	6		1:05.973	6		1:06.209
88	2 LAPS	1:14.770	34	1 LAP	1:10.311	62	1 LAP	1:10.020	62	1 LAP	1:09.268	14	3 LAPS	1:16.385
2	8.251	1:06.927	2	9.402	1:07.309	48	2 LAPS	1:13.496	48	2 LAPS	1:11.029	62	1 LAP	1:09.106
38	1 LAP	1:25.987P	88	2 LAPS	1:14.757	34	1 LAP	1:09.649	34	1 LAP	1:09.722	2	13.262	1:08.445
54	23.105	1:07.427	54	24.133	1:07.186	2	9.681	1:06.980	2	11.026	1:07.318	48	2 LAPS	1:12.461
110	1 LAP	1:11.708	110	1 LAP	1:10.994	88	2 LAPS	1:13.891	54	25.738	1:07.193	34	1 LAP	1:11.944
19	1 LAP	1:10.671	19	1 LAP	1:10.305	54	24.518	1:07.086	88	2 LAPS	1:14.244	38	4 LAPS	4:24.856
20	2 LAPS	1:16.965	77	38.468	1:08.477	110	1 LAP	1:10.468	77	40.472	1:07.856	54	26.668	1:07.139
12	35.548	1:08.748	42	39.598	1:09.127	19	1 LAP	1:09.832	110	1 LAP	1:11.775	88	2 LAPS	1:15.435
77	36.149	1:09.802	20	2 LAPS	1:17.514	77	38.589	1:06.822	19	1 LAP	1:11.693	77	41.275	1:07.012
42	36.629	1:08.421	46	43.774	1:07.900	42	39.780	1:06.883	42	41.910	1:08.103	42	44.343	1:08.642
25	1 LAP	1:14.388	25	1 LAP	1:12.620	46	43.741	1:06.668	46	44.426	1:06.658	46	46.058	1:07.841
14	2 LAPS	1:18.752	14	2 LAPS	1:16.532	25	1 LAP	1:12.343	25	1 LAP	1:11.754	110	1 LAP	1:10.995
46	42.032	1:06.855	8	58.847	1:09.682	20	2 LAPS	1:15.922	20	2 LAPS	1:15.111	19	1 LAP	1:12.113
8	55.323	1:08.087	22	1:00.911	1:08.428	8	1:01.317	1:09.171	8	1:03.574	1:08.230	25	1 LAP	1:11.725
22	58.641	1:08.430	11	1:01.510	1:08.387	14	2 LAPS	1:17.364	22	1:05.458	1:08.891	11	1:07.568	1:08.075
11	59.281	1:08.674	12	1:03.612	1:34.222P	22	1:02.540	1:08.330	11	1:05.702	1:08.571	8	1:08.241	1:10.876
48	1 LAP	1:10.485				11	1:03.104	1:08.295				22	1:08.805	1:09.556
62	1:03.631	1:08.981												

Weather/Track: Sun/Dry

www.mstworld.com

Page 4 of 5

Donington Park
Circuit Length = 1.9573 miles.
Start: 15:46 End: 16:11

Printed - 16:14 Sunday, 01 May 2011

Historic Formula 2

RACE 10 - LAP CHART - Donington Park - 30 April/1 May 2011

(contd.)

Lap 21			Lap 22			Lap 23			Lap 24			Lap 25		
No	Behind	Laptime	No	Behind	Laptime	No	Behind	Laptime	No	Behind	Laptime	No	Behind	Laptime
6		1:08.911	6		1:06.354	6		1:05.132						
20	3 LAPS	1:19.071	11	1 LAP	1:08.464	11	1 LAP	1:07.860						
62	1 LAP	1:09.225	8	1 LAP	1:10.579	8	1 LAP	1:09.715						
2	11.804	1:07.453	22	1 LAP	1:10.485	22	1 LAP	1:09.516						
34	1 LAP	1:12.148	62	1 LAP	1:10.623	25	2 LAPS	1:15.880						
38	4 LAPS	1:08.730	2	12.983	1:07.533	2	15.202	1:07.351						
48	2 LAPS	1:14.614	20	3 LAPS	1:20.785	62	1 LAP	1:09.694						
14	3 LAPS	1:24.189	34	1 LAP	1:09.807	34	1 LAP	1:09.766						
54	25.151	1:07.394	38	4 LAPS	1:09.160	38	4 LAPS	1:10.984						
77	40.681	1:08.317	48	2 LAPS	1:10.920	48	2 LAPS	1:11.976						
88	2 LAPS	1:16.237	54	28.263	1:09.466	20	3 LAPS	1:18.888						
42	43.258	1:07.826	14	3 LAPS	1:18.334	14	3 LAPS	1:16.524						
46	43.966	1:06.819	77	41.890	1:07.563	77	45.027	1:08.269						
110	1 LAP	1:09.364	42	44.199	1:07.295	46	46.060	1:06.669						
19	1 LAP	1:08.956	46	44.523	1:06.911	42	46.819	1:07.752						
25	1 LAP	1:12.017	110	1 LAP	1:09.626	54	47.542	1:24.411						
			19	1 LAP	1:09.366	110	1 LAP	1:09.679						
			88	2 LAPS	1:15.096	19	1 LAP	1:09.272						
						88	2 LAPS	1:14.207						

Weather/Track: Sun/Dry

www.mstworld.com

Page 5 of 5

Donington Park
Circuit Length = 1.9573 miles.
Start: 15:46 End: 16:11

Printed - 16:14 Sunday, 01 May 2011

RAC Woodcote Trophy for Pre 56 Sportscars
QUALIFYING - RACE 3 - Donington Park - 30 April 2011

POS	NO	CL	DRIVER	CAR	TIME	LAPS	GAP	MPH
1	11	4A	Lindsay/Wakeman	Jaguar D-type	1:27.035	15		80.95
2	8	4A	Laidlaw/Hadfield	Jaguar D-type	1:27.604	16	0.569	80.43
3	60	2	Ure/Mann	Cooper T24	1:28.094	18	1.059	79.98
4	15	4	Watts	Allard J2	1:28.141	16	1.106	79.94
5	210	3A	Montgomery/Montgomery	Austin-Healey 100S	1:28.768	19	1.733	79.37
6	85	2	Bond	Lister Bristol Flat Iron	1:28.819	13	1.784	79.33
7	10	3A	Hall/Adams	Lotus X	1:28.833	16	1.798	79.32
8	14	2	Huni/Pearson	Maserati A6 GCS	1:29.220	16	2.185	78.97
9	3	4	Buxton/Steele	HWM Sports	1:29.773	17	2.738	78.49
10	27	2	Ulrich/Green	Maserati A6 GCS	1:29.822	18	2.787	78.44
11	32	2	Vogele	Maserati A6 GCS	1:29.961	19	2.926	78.32
12	26	4	Singer/Singer	Kurtis 500S	1:29.987	13	2.952	78.30
13	23	4	Wood/Wood	RGS Atalanta	1:30.093	18	3.058	78.21
14	44	3A	Thorne/Todd	Austin Healey 100M	1:31.321	18	4.286	77.15
15	4	2	Champion/Stretton	Frazer Nash Mille Miglia	1:31.554	18	4.519	76.96
16	1	3	Melling/Hall	Aston Martin DB3	1:31.789	9	4.754	76.76
17	55	3A	Sharp	Aston Martin DB2	1:31.937	18	4.902	76.64
18	77	2	Van Der Kroft/McCaig	Cooper T20 Sports	1:32.101	16	5.066	76.50
19	16	3	Jolly	Aston Martin DB2	1:33.396	16	6.361	75.44
20	93	4	Arif/Venables	Jaguar XK120	1:34.497	14	7.462	74.56
21	18	3A	Rawe	Austin Healey 100M	1:35.780	15	8.745	73.56
22	22	1	Hodson/Hodson	Lotus VI	1:36.046	10	9.011	73.36
23	6	2	Williams/l'Anson	Porsche 356 Pre A Coupe	1:36.813	17	9.778	72.78
24	56	3A	Fredrik Nyblaeus/Petersson	Austin-Healey 100M	1:37.006	18	9.971	72.63
25	24	4	Davies Roberts/Floyd	Jaguar XK140	1:37.514	15	10.479	72.25
26	31	1	Guest/Diffey	Cooper T21	1:38.035	13	11.000	71.87
27	30	2	White	Triumph TR2	1:38.800	17	11.765	71.31
28	21	3	Allen	Aston Martin DB2 Le Mans	1:38.973	14	11.938	71.19
29	36	3	Batchelor/Ormond Smith	Aston Martin DB2/4	1:42.362	15	15.327	68.83
30	19	1	Overington	Lea Francis The Skelly'	1:44.018	16	16.983	67.74
31	35	3	Guest/Fearnside	RGS Atalanta	1:44.925	15	17.890	67.15
32	25	3	Ruddell	Aston Martin DB2/4 Mk1	1:46.195	5	19.160	66.35

Car 11 - No working transponder
Weather/Track: Sun /Dry

Donington Park
Circuit Length = 1.9573 miles.
Start: 10:09 End: 10:39

Clerk of the Course:		Timekeeper:
----------------------	--	-------------

RAC Woodcote Trophy for Pre 56 Sportscars

QUALIFYING LAP ANALYSIS - RACE 3 - Donington Park - 30 April 2011

1	Melling/Hall	Aston Martin DB3			
1 -	X:00.000	6 -	8:16.285		
2 -	1:33.206	7 -	1:40.176		
3 -	1:34.366	8 -	1:38.921		
4 -	1:31.789	9 -	1:56.043P		
5 -	1:45.747P				
3	Buxton/Steele	HWM Sports			
1 -	X:00.000	6 -	1:33.130	11 -	1:37.437
2 -	1:33.370	7 -	1:32.528	12 -	1:36.773
3 -	1:31.123	8 -	1:31.782	13 -	1:35.147
4 -	1:32.529	9 -	1:37.586P	14 -	1:42.221
5 -	1:29.773	10 -	3:33.743	15 -	1:42.937
4	Champion/Stretton	Frazer Nash Mille Miglia			
1 -	X:00.000	6 -	1:35.901	11 -	1:33.738
2 -	1:31.554	7 -	1:34.406	12 -	1:33.116
3 -	1:31.649	8 -	1:36.339	13 -	1:32.912
4 -	1:37.595P	9 -	1:38.179	14 -	1:35.889
5 -	2:35.303	10 -	1:33.955	15 -	1:43.130
6	Williams/I'Anson	Porsche 356 Pre A Coupe			
1 -	X:00.000	6 -	1:37.654	11 -	1:38.125
2 -	1:43.910	7 -	1:36.852	12 -	1:36.813
3 -	1:40.798	8 -	1:47.859P	13 -	1:38.059
4 -	1:40.397	9 -	2:56.249	14 -	1:42.154
5 -	1:38.444	10 -	1:40.918	15 -	1:37.353
8	Laidlaw/Hadfield	Jaguar D-type			
1 -	X:00.000	6 -	1:32.246P	11 -	1:28.926
2 -	1:30.547	7 -	3:08.785	12 -	1:30.923
3 -	1:30.540	8 -	1:34.687	13 -	1:30.211
4 -	1:28.043	9 -	1:30.707	14 -	1:27.604
5 -	1:27.746	10 -	1:28.711	15 -	1:30.353
10	Hall/Adams	Lotus X			
1 -	X:00.000	6 -	1:40.137P	11 -	1:32.187
2 -	1:34.189	7 -	2:48.422	12 -	1:29.103
3 -	1:33.653	8 -	1:28.833	13 -	1:29.543
4 -	1:33.859	9 -	1:29.159	14 -	1:46.034P
5 -	1:31.009	10 -	1:30.238	15 -	5:18.894

Weather/Track: Sun /Dry

www.mstworld.com

Page 1 of 6

Donington Park
Circuit Length = 1.9573 miles.
Start: 10:09 End: 10:39

Printed - 10:43 Saturday, 30 April 2011

RAC Woodcote Trophy for Pre 56 Sportscars
QUALIFYING LAP ANALYSIS - RACE 3 - Donington Park - 30 April 2011
 (contd.)

11	Lindsay/Wakeman	Jaguar D-type			
1 - X:00.000	6 - 1:31.049	11 - 1:29.935			
2 - 1:33.095	7 - 1:29.732	12 - 1:27.035			
3 - 1:32.513	8 - 1:33.822	13 - 1:29.907			
4 - 1:28.959	9 - 1:40.975P	14 - 1:31.978			
5 - 1:32.441	10 - 2:42.670	15 - 1:59.343P			
14	Huni/Pearson	Maserati A6 GCS			
1 - X:00.000	6 - 1:44.174P	11 - 1:29.395	16 - 1:57.950P		
2 - 1:30.704	7 - 3:01.860	12 - 1:30.747			
3 - 1:32.308	8 - 1:32.699	13 - 1:29.220			
4 - 1:29.715	9 - 1:31.205	14 - 1:31.934			
5 - 1:29.333	10 - 1:31.284	15 - 1:35.031			
15	Watts	Allard J2			
1 - X:00.000	6 - 1:31.103	11 - 1:45.684P	16 - 1:28.141		
2 - 1:36.476	7 - 1:42.533	12 - 6:40.110			
3 - 1:31.415	8 - 1:29.624	13 - 1:35.662			
4 - 1:29.655	9 - 1:29.075	14 - 1:28.564			
5 - 1:29.788	10 - 1:28.432	15 - 1:28.840			
16	Jolly	Aston Martin DB2			
1 - X:00.000	6 - 1:34.536	11 - 1:35.031	16 - 3:00.675P		
2 - 1:38.245	7 - 1:34.811	12 - 1:33.822			
3 - 1:37.886	8 - 1:39.306P	13 - 1:33.396			
4 - 1:36.042	9 - 4:16.516	14 - 1:37.643			
5 - 1:36.201	10 - 1:37.565	15 - 1:42.909P			
18	Rawe	Austin Healey 100M			
1 - X:00.000	6 - 1:37.846	11 - 1:38.114			
2 - 1:39.786	7 - 1:38.286	12 - 1:37.204			
3 - 1:39.330	8 - 1:36.305	13 - 1:36.693			
4 - 1:38.860	9 - 1:35.780	14 - 1:40.405			
5 - 1:37.939	10 - 1:36.212	15 - 1:55.314P			
19	Overington	Lea Francis The Skelly'			
1 - X:00.000	6 - 1:46.142	11 - 1:44.018	16 - 2:00.965		
2 - 1:49.901	7 - 1:49.882	12 - 1:44.408			
3 - 1:47.078	8 - 1:44.989	13 - 1:50.746P			
4 - 1:46.429	9 - 1:44.544	14 - 2:31.201			
5 - 1:46.088	10 - 1:44.400	15 - 1:48.056			

Weather/Track: Sun /Dry

www.mstworld.com

Page 2 of 6

Donington Park
 Circuit Length = 1.9573 miles.
 Start: 10:09 End: 10:39

Printed - 10:43 Saturday, 30 April 2011

RAC Woodcote Trophy for Pre 56 Sportscars
QUALIFYING LAP ANALYSIS - RACE 3 - Donington Park - 30 April 2011
 (contd.)

21	Allen	Aston Martin DB2 Le Mans			
1 - X:00.000	6 - 1:42.026	11 - 1:41.039			
2 - 1:47.231	7 - 1:40.704	12 - 1:38.973			
3 - 1:44.525	8 - 1:40.730	13 - 1:47.781			
4 - 1:43.362	9 - 1:40.301	14 - 1:58.539P			
5 - 1:45.302	10 - 1:40.154				
22	Hodson/Hodson	Lotus VI			
1 - X:00.000	6 - 4:38.693				
2 - 1:43.917	7 - 1:51.588				
3 - 1:38.722	8 - 1:51.395				
4 - 1:36.046	9 - 1:47.893				
5 - 1:46.479P	10 - 2:00.897P				
23	Wood/Wood	RGS Atalanta			
1 - X:00.000	6 - 1:34.490	11 - 1:35.021	16 - 1:32.153		
2 - 1:39.279	7 - 1:32.359	12 - 1:32.599	17 - 1:30.093		
3 - 1:34.507	8 - 1:37.237P	13 - 1:35.325	18 - 1:41.542		
4 - 1:33.594	9 - 2:48.135	14 - 1:31.834			
5 - 1:30.955	10 - 1:35.597	15 - 1:36.009			
24	Davies Roberts/Floyd	Jaguar XK140			
1 - X:00.000	6 - 1:38.262	11 - 1:44.012			
2 - 1:42.491	7 - 1:38.040	12 - 1:41.574			
3 - 1:41.546	8 - 1:37.514	13 - 1:43.624			
4 - 1:38.428	9 - 1:45.875P	14 - 1:45.691			
5 - 1:38.639	10 - 3:28.818	15 - 2:14.282P			
25	Ruddell	Aston Martin DB2/4 Mk1			
1 - X:00.000					
2 - 1:46.195					
3 - 1:57.544P					
4 - X:00.000					
5 - 5:51.731P					
26	Singer/Singer	Kurtis 500S			
1 - X:00.000	6 - 1:43.904	11 - 1:29.987			
2 - 1:44.205	7 - 1:43.310	12 - 1:36.034			
3 - 1:52.131P	8 - 1:45.585P	13 - 1:43.045			
4 - 4:11.587	9 - 2:42.941				
5 - 1:42.043	10 - 1:33.884				

Weather/Track: Sun /Dry

www.mstworld.com

Page 3 of 6

Donington Park
 Circuit Length = 1.9573 miles.
 Start: 10:09 End: 10:39

Printed - 10:43 Saturday, 30 April 2011

RAC Woodcote Trophy for Pre 56 Sportscars
QUALIFYING LAP ANALYSIS - RACE 3 - Donington Park - 30 April 2011
 (contd.)

27	Ulrich/Green	Maserati A6 GCS			
1 - X:00.000	6 - 1:31.244	11 - 1:39.732P	16 - 1:32.504		
2 - 1:38.892	7 - 1:36.238	12 - 2:31.072	17 - 1:31.279		
3 - 1:33.846	8 - 1:31.879	13 - 1:32.501	18 - 1:47.855P		
4 - 1:31.957	9 - 1:31.722	14 - 1:32.218			
5 - 1:31.068	10 - 1:29.822	15 - 1:34.902			
30	White	Triumph TR2			
1 - X:00.000	6 - 1:43.854	11 - 1:39.038	16 - 1:38.800		
2 - 1:47.381	7 - 1:41.982	12 - 1:40.886	17 - 1:47.562		
3 - 1:45.397	8 - 1:40.946	13 - 1:42.044			
4 - 1:43.464	9 - 1:39.055	14 - 1:43.225			
5 - 1:43.810	10 - 1:40.592	15 - 1:40.399			
31	Guest/Diffey	Cooper T21			
1 - X:00.000	6 - 1:39.563	11 - 1:38.931			
2 - 1:40.335	7 - 1:47.888P	12 - 1:38.591			
3 - 1:41.598	8 - 2:45.678	13 - 1:49.299P			
4 - 1:38.732	9 - 1:41.089				
5 - 1:39.515	10 - 1:38.035				
32	Vogele	Maserati A6 GCS			
1 - X:00.000	6 - 1:34.581	11 - 1:32.291	16 - 1:35.794		
2 - 1:39.974	7 - 1:31.453	12 - 1:30.753	17 - 1:32.402		
3 - 1:33.515	8 - 1:31.350	13 - 1:30.416	18 - 1:30.647		
4 - 1:36.713	9 - 1:29.961	14 - 1:34.210	19 - 1:53.851P		
5 - 1:32.299	10 - 1:30.064	15 - 1:31.624			
35	Guest/Fearnside	RGS Atalanta			
1 - X:00.000	6 - 1:46.099	11 - 2:50.126			
2 - 1:51.224	7 - 1:50.791	12 - 1:52.057			
3 - 1:51.404	8 - 1:54.768P	13 - 1:47.983			
4 - 1:51.035	9 - 3:03.912	14 - 1:46.556			
5 - 1:49.856	10 - 2:02.593P	15 - 1:44.925			
36	Batchelor/Ormond Smith	Aston Martin DB2/4			
1 - X:00.000	6 - 1:46.501	11 - 1:44.291			
2 - 1:50.205	7 - 1:46.387	12 - 1:57.152P			
3 - 1:49.138	8 - 1:42.362	13 - 3:40.116			
4 - 1:48.010	9 - 1:43.599	14 - 1:47.129			
5 - 1:45.343	10 - 1:43.002	15 - 1:47.815			

Weather/Track: Sun /Dry

www.mstworld.com

Page 4 of 6

Donington Park
 Circuit Length = 1.9573 miles.
 Start: 10:09 End: 10:39

Printed - 10:43 Saturday, 30 April 2011

RAC Woodcote Trophy for Pre 56 Sportscars
QUALIFYING LAP ANALYSIS - RACE 3 - Donington Park - 30 April 2011
 (contd.)

44	Thorne/Todd	Austin Healey 100M					
1 -	X:00.000	6 -	1:38.971P	11 -	1:33.171	16 -	1:35.012
2 -	1:34.154	7 -	3:13.541	12 -	1:32.778	17 -	1:31.321
3 -	1:34.002	8 -	1:34.482	13 -	1:33.006	18 -	1:33.814
4 -	1:33.657	9 -	1:32.662	14 -	1:32.440		
5 -	1:33.424	10 -	1:35.238	15 -	1:37.682		
55	Sharp	Aston Martin DB2					
1 -	X:00.000	6 -	1:31.937	11 -	1:34.039	16 -	1:36.325
2 -	1:39.717	7 -	1:32.441	12 -	1:33.270	17 -	1:32.232
3 -	1:35.871	8 -	1:32.596	13 -	1:35.187	18 -	1:33.132
4 -	1:32.552	9 -	1:32.336	14 -	1:33.430		
5 -	1:34.312	10 -	1:34.442	15 -	1:41.329		
56	Fredrik Nyblaeus/Petersson	Austin-Healey 100M					
1 -	X:00.000	6 -	1:39.467	11 -	1:39.105	16 -	1:41.582
2 -	1:42.985	7 -	1:38.718	12 -	1:37.006	17 -	1:42.940
3 -	1:43.231	8 -	1:40.341	13 -	1:37.320	18 -	1:39.618
4 -	1:40.165	9 -	1:42.264	14 -	1:41.806		
5 -	1:40.072	10 -	1:41.035	15 -	1:56.182		
60	Ure/Mann	Cooper T24					
1 -	X:00.000	6 -	1:33.071	11 -	1:28.179	16 -	1:32.386
2 -	1:40.410	7 -	1:33.038	12 -	1:28.094	17 -	1:29.223
3 -	1:39.464	8 -	1:44.775P	13 -	1:28.669	18 -	1:29.209
4 -	1:36.730	9 -	2:22.833	14 -	1:28.934		
5 -	1:34.158	10 -	1:30.433	15 -	1:31.617		
77	Van Der Kroft/McCaig	Cooper T20 Sports					
1 -	X:00.000	6 -	1:33.199	11 -	1:32.646	16 -	1:44.968P
2 -	1:35.340	7 -	1:34.631	12 -	1:32.547		
3 -	1:32.719	8 -	1:36.834P	13 -	1:33.924		
4 -	1:33.993	9 -	2:48.890	14 -	1:32.101		
5 -	1:32.756	10 -	1:32.606	15 -	1:39.378		
85	Bond	Lister Bristol Flat Iron					
1 -	X:00.000	6 -	1:28.819	11 -	1:31.055		
2 -	1:38.178	7 -	1:32.729	12 -	1:32.479		
3 -	1:39.345P	8 -	1:31.395	13 -	1:45.716P		
4 -	2:07.318	9 -	1:30.201				
5 -	1:29.947	10 -	1:30.415				

Weather/Track: Sun /Dry

www.mstworld.com

Page 5 of 6

Donington Park
 Circuit Length = 1.9573 miles.
 Start: 10:09 End: 10:39

Printed - 10:43 Saturday, 30 April 2011

RAC Woodcote Trophy for Pre 56 Sportscars
QUALIFYING LAP ANALYSIS - RACE 3 - Donington Park - 30 April 2011
 (contd.)


93	Arif/Venables	Jaguar XK120			
1 - X:00.000	6 - 1:35.650	11 - 1:35.181			
2 - 1:38.945	7 - 1:35.464	12 - 1:34.497			
3 - 1:38.462	8 - 1:48.162P	13 - 1:38.892			
4 - 1:36.685	9 - 3:38.703	14 - 1:45.278P			
5 - 1:35.777	10 - 1:38.440				
210	Montgomery/Montgomery	Austin-Healey 100S			
1 - X:00.000	6 - 1:33.302	11 - 1:31.342	16 - 1:32.617		
2 - 1:37.039	7 - 1:34.278	12 - 1:30.851	17 - 1:31.985		
3 - 1:35.732	8 - 1:42.711P	13 - 1:31.123	18 - 1:28.768		
4 - 1:36.009	9 - 2:53.905	14 - 1:32.821	19 - 1:28.956		
5 - 1:33.038	10 - 1:31.917	15 - 1:32.228			

RAC Woodcote Trophy for Pre 56 Sportscars

GRID FOR RACE 3 - Donington Park - 30 April 2011

ROW 16	35	Guest/Fearnside	25	Ruddell
ROW 15	36	Batchelor/Ormond Smith	19	Overington
ROW 14	30	White	21	Allen
ROW 13	24	Davies Roberts/Floyd	31	Guest/Diffey
ROW 12	6	Williams/I'Anson	56	Fredrik Nyblaeus/Petersson
ROW 11	18	Rawe	22	Hodson/Hodson
ROW 10	16	Jolly	93	Arif/Venables
ROW 9	55	Sharp	77	Van Der Kroft/McCaig
ROW 8	4	Champion/Stretton	1	Melling/Hall
ROW 7	23	Wood/Wood	44	Thorne/Todd
ROW 6	32	Vogele	26	Singer/Singer
ROW 5	3	Buxton/Steele	27	Ulrich/Green
ROW 4	10	Hall/Adams	14	Huni/Pearson
ROW 3	210	Montgomery/Montgomery	85	Bond
ROW 2	60	Ure/Mann	15	Watts
ROW 1	11	Lindsay/Wakeman	8	Laidlaw/Hadfield

POLE



Weather/Track: Sun /Dry

Donington Park
Circuit Length = 1.9573 km.
Start: 10:09 End: 10:39

Clerk of the Course:

Timekeeper:

RAC Woodcote Trophy for Pre 56 Sportscars

RACE 3 - CLASSIFICATION - Donington Park - 30 April 2011

POS	NO	CL	DRIVER	CAR	TIME	LAPS	GAP	MPH	BEST
1	8	4A	Laidlaw/Hadfield	Jaguar D-type	1:00:41.458	39		75.43	1:27.329
2	85	2	Bond	Lister Bristol Flat Iron	1:01:18.428	39	36.970	74.67	1:27.819
3	14	2	Huni/Pearson	Maserati A6 GCS	1:01:22.405	39	40.947	74.59	1:29.586
4	32	2	Vogele	Maserati A6 GCS	1:01:32.266	39	50.808	74.39	1:28.547
5	60	2	Ure/Mann	Cooper T24	1:01:41.272	39	59.814	74.21	1:28.278
6	15	4	Watts	Allard J2	1:01:52.656	39	1:11.198	73.98	1:28.584
7	10	3A	Hall/Adams	Lotus X	1:01:54.428	39	1:12.970	73.95	1:30.194
8	27	2	Ulrich/Green	Maserati A6 GCS	1:02:00.729	39	1:19.271	73.82	1:30.549
9	77	2	Van Der Kroft/McCaig	Cooper T20 Sports	1:02:02.596	39	1:21.138	73.79	1:30.400
10	4	2	Champion/Stretton	Frazer Nash Mille Miglia	1:00:48.379	38	1 LAP	73.36	1:30.579
11	44	3A	Thorne/Todd	Austin Healey 100M	1:00:59.926	38	1 LAP	73.12	1:30.783
12	23	4	Wood/Wood	RGS Atalanta	1:01:27.291	38	1 LAP	72.58	1:30.232
13	210	3A	Montgomery/Montgomery	Austin-Healey 100S	1:02:00.633	38	1 LAP	71.93	1:28.801
14	93	4	Arif/Venables	Jaguar XK120	1:00:47.061	37	2 LAPS	71.45	1:33.860
15	18	3A	Rawe	Austin Healey 100M	1:00:59.722	37	2 LAPS	71.20	1:34.473
16	16	3	Jolly	Aston Martin DB2	1:01:32.261	37	2 LAPS	70.58	1:34.383
17	22	1	Hodson/Hodson	Lotus VI	1:02:01.155	37	2 LAPS	70.03	1:32.518
18	30	2	White	Triumph TR2	1:01:02.186	36	3 LAPS	69.23	1:36.348
19	56	3A	Fredrik Nyblaeus/Petersson	Austin-Healey 100M	1:01:34.954	36	3 LAPS	68.62	1:38.097
20	24	4	Davies Roberts/Floyd	Jaguar XK140	1:02:14.982	36	3 LAPS	67.88	1:38.463
21	19	1	Overington	Lea Francis The Skelly'	1:01:01.951	33	6 LAPS	63.46	1:45.029
22	35	3	Guest/Fearnside	RGS Atalanta	1:01:10.757	32	7 LAPS	61.39	1:45.075
23	36	3	Batchelor/Ormond Smith	Aston Martin DB2/4	1:00:47.024	31	8 LAPS	59.86	1:41.216

NOT CLASSIFIED

6	2	Williams/I'Anson	Porsche 356 Pre A Coupe	52:00.899	30	D.N.F.	67.69	1:37.418
31	1	Guest/Diffey	Cooper T21	46:22.091	21	D.N.F.	53.14	1:37.195
11	4A	Lindsay/Wakeman	Jaguar D-type	24:45.063	15	D.N.F.	71.09	1:28.687
55	3A	Sharp	Aston Martin DB2	15:48.930	7	D.N.F.	51.86	1:32.990
21	3	Allen	Aston Martin DB2 Le Mans	7:19.176	4	D.N.F.	63.92	1:44.375
1	3	Melling/Hall	Aston Martin DB3		0	D.N.F.	N/A	

FASTEST LAP

8	4A	Laidlaw/Hadfield	Jaguar D-type	1:27.329	10	80.68mph	129.85kph
85	2	Bond	Lister Bristol Flat Iron	1:27.819	18	80.23mph	129.12kph
15	4	Watts	Allard J2	1:28.584	3	79.54mph	128.01kph
210	3A	Montgomery/Montgomery	Austin-Healey 100S	1:28.801	4	79.34mph	127.70kph
22	1	Hodson/Hodson	Lotus VI	1:32.518	29	76.16mph	122.56kph
16	3	Jolly	Aston Martin DB2	1:34.383	12	74.65mph	120.14kph

Weather/Track: Sun/Dry

Donington Park
Circuit Length = 1.9573 miles.
Start: 16:53 End: 17:53

Clerk of the Course:	Timekeeper:
----------------------	-------------

RAC Woodcote Trophy for Pre 56 Sportscars

RACE 3 - LAP ANALYSIS - Donington Park - 30 April 2011

1	Melling/Hall	Aston Martin DB3									
4	Champion/Stretton	Frazer Nash Mille Miglia									
1 -	1:41.431	11 -	1:36.711	21 -	1:33.585	31 -	1:31.876				
2 -	1:34.957	12 -	1:34.312	22 -	1:32.503	32 -	1:33.441				
3 -	1:33.509	13 -	1:35.932	23 -	1:32.380	33 -	1:31.451				
4 -	1:34.784	14 -	1:36.782	24 -	1:31.348	34 -	1:32.012				
5 -	1:35.658	15 -	1:35.128	25 -	1:31.442	35 -	1:32.014				
6 -	1:38.122	16 -	1:35.074	26 -	1:30.579	36 -	1:32.310				
7 -	1:46.397	17 -	1:35.655	27 -	1:31.962	37 -	1:33.277				
8 -	2:08.706	18 -	1:40.089P	28 -	1:30.647	38 -	1:33.385				
9 -	1:36.763	19 -	2:01.302	29 -	1:32.914						
10 -	1:35.434	20 -	1:33.305	30 -	1:31.202						
6	Williams/I'Anson	Porsche 356 Pre A Coupe									
1 -	1:52.214	6 -	1:44.367	11 -	1:37.418	16 -	1:39.933	21 -	1:40.926	26 -	1:41.101
2 -	1:40.144	7 -	1:48.860	12 -	1:37.607	17 -	1:39.271	22 -	1:39.522	27 -	1:44.567
3 -	1:37.823	8 -	1:40.005	13 -	1:37.930	18 -	1:44.430P	23 -	1:37.956	28 -	1:39.712
4 -	1:49.011	9 -	1:37.742	14 -	1:37.833	19 -	2:50.873	24 -	1:39.076	29 -	1:38.279
5 -	1:39.667	10 -	1:40.058	15 -	2:03.626	20 -	1:42.796	25 -	1:39.233	30 -	1:38.919
8	Laidlaw/Hadfield	Jaguar D-type									
1 -	1:31.218	11 -	1:27.473	21 -	1:32.694P	31 -	1:29.331				
2 -	1:29.540	12 -	1:27.659	22 -	2:30.545	32 -	1:29.855				
3 -	1:27.917	13 -	1:27.338	23 -	1:32.966	33 -	1:29.745				
4 -	1:27.840	14 -	1:28.845	24 -	1:39.514	34 -	1:28.765				
5 -	1:28.099	15 -	1:28.204	25 -	1:31.935	35 -	1:29.057				
6 -	1:29.900	16 -	1:28.386	26 -	1:30.557	36 -	1:29.807				
7 -	2:15.990	17 -	1:27.906	27 -	1:29.168	37 -	1:29.330				
8 -	2:10.486	18 -	1:28.054	28 -	1:29.572	38 -	1:29.642				
9 -	1:27.940	19 -	1:28.639	29 -	1:31.638	39 -	1:29.395				
10 -	1:27.329	20 -	1:27.816	30 -	1:31.363						

Weather/Track: Sun/Dry

www.mstworld.com

Page 1 of 7

Donington Park
Circuit Length = 1.9573 miles.
Start: 16:53 End: 17:53

Printed - 17:56 Saturday, 30 April 2011

RAC Woodcote Trophy for Pre 56 Sportscars
RACE 3 - LAP ANALYSIS - Donington Park - 30 April 2011
 (contd.)

10	Hall/Adams	Lotus X					
1 -	1:35.544	11 -	1:33.314	21 -	1:32.855	31 -	1:31.271
2 -	1:32.286	12 -	1:34.267	22 -	1:31.554	32 -	1:30.785
3 -	1:31.194	13 -	1:39.937P	23 -	1:30.780	33 -	1:31.149
4 -	1:31.263	14 -	2:19.242	24 -	1:31.939	34 -	1:31.279
5 -	1:31.162	15 -	1:32.634	25 -	1:30.502	35 -	1:33.058
6 -	1:34.857	16 -	1:32.020	26 -	1:30.199	36 -	1:34.142
7 -	2:05.549	17 -	1:30.782	27 -	1:30.194	37 -	1:31.969
8 -	2:08.699	18 -	1:32.784	28 -	1:30.610	38 -	1:30.682
9 -	1:37.610	19 -	1:30.250	29 -	1:30.571	39 -	1:31.554
10 -	1:33.324	20 -	1:31.552	30 -	1:31.065		
11	Lindsay/Wakeman	Jaguar D-type					
1 -	1:32.441	6 -	1:31.732	11 -	1:30.844		
2 -	1:30.380	7 -	2:10.815	12 -	1:30.305		
3 -	1:28.687	8 -	2:07.532	13 -	1:37.473P		
4 -	1:30.052	9 -	1:29.773	14 -	2:13.292		
5 -	1:30.039	10 -	1:29.589	15 -	1:32.109		
14	Huni/Pearson	Maserati A6 GCS					
1 -	1:35.526	11 -	1:30.976	21 -	1:30.764	31 -	1:30.144
2 -	1:30.985	12 -	1:34.632P	22 -	1:29.586	32 -	1:29.848
3 -	1:30.287	13 -	2:21.158	23 -	1:32.167	33 -	1:30.049
4 -	1:29.723	14 -	1:30.875	24 -	1:30.815	34 -	1:34.874
5 -	1:30.203	15 -	1:31.786	25 -	1:31.125	35 -	1:35.310
6 -	1:32.094	16 -	1:30.917	26 -	1:30.599	36 -	1:31.114
7 -	2:09.950	17 -	1:30.545	27 -	1:30.271	37 -	1:30.148
8 -	2:07.374	18 -	1:31.434	28 -	1:31.602	38 -	1:32.387
9 -	1:30.814	19 -	1:30.148	29 -	1:29.832	39 -	1:30.775
10 -	1:30.847	20 -	1:30.021	30 -	1:30.700		
15	Watts	Allard J2					
1 -	1:31.544	11 -	1:30.809	21 -	1:32.989	31 -	1:32.022
2 -	1:30.120	12 -	1:30.406	22 -	1:32.166	32 -	1:32.922
3 -	1:28.584	13 -	1:31.085	23 -	1:32.067	33 -	1:31.699
4 -	1:30.985	14 -	1:31.374	24 -	1:32.371	34 -	1:33.283
5 -	1:28.678	15 -	1:32.622	25 -	1:30.962	35 -	1:34.419
6 -	1:32.691	16 -	1:35.807P	26 -	1:32.025	36 -	1:37.026
7 -	2:10.563	17 -	2:20.035	27 -	1:32.157	37 -	1:34.912
8 -	2:08.153	18 -	1:30.658	28 -	1:32.731	38 -	1:33.780
9 -	1:30.407	19 -	1:30.408	29 -	1:32.715	39 -	1:33.704
10 -	1:29.713	20 -	1:31.309	30 -	1:32.755		

Weather/Track: Sun/Dry

www.mstworld.com

Page 2 of 7

Donington Park
 Circuit Length = 1.9573 miles.
 Start: 16:53 End: 17:53

Printed - 17:56 Saturday, 30 April 2011

RAC Woodcote Trophy for Pre 56 Sportscars
RACE 3 - LAP ANALYSIS - Donington Park - 30 April 2011
 (contd.)

16	Jolly	Aston Martin DB2					
1 - 1:43.650	11 - 1:34.681	21 - 1:37.169	31 - 1:38.038				
2 - 1:35.403	12 - 1:34.383	22 - 1:37.545	32 - 1:37.711				
3 - 1:34.944	13 - 1:35.379	23 - 1:37.124	33 - 1:37.700				
4 - 1:35.037	14 - 1:35.619	24 - 1:36.047	34 - 1:38.422				
5 - 1:37.657	15 - 1:40.191 ^P	25 - 1:36.723	35 - 1:40.159				
6 - 1:40.107	16 - 2:39.697	26 - 1:37.907	36 - 1:39.791				
7 - 1:41.222	17 - 1:36.482	27 - 1:35.869	37 - 1:36.837				
8 - 2:06.372	18 - 1:35.878	28 - 1:35.957					
9 - 1:39.415	19 - 1:37.926	29 - 1:36.541					
10 - 1:35.131	20 - 1:36.420	30 - 1:37.127					
18	Rawe	Austin Healey 100M					
1 - 1:44.124	11 - 1:34.822	21 - 1:35.072	31 - 1:34.918				
2 - 1:35.360	12 - 1:34.973	22 - 1:36.924	32 - 1:34.473				
3 - 1:35.730	13 - 1:34.856	23 - 1:35.518	33 - 1:34.896				
4 - 1:34.950	14 - 1:36.250	24 - 1:35.552	34 - 1:34.816				
5 - 1:37.311	15 - 1:41.304 ^P	25 - 1:36.051	35 - 1:35.025				
6 - 1:39.930	16 - 2:37.727	26 - 1:36.157	36 - 1:35.239				
7 - 1:42.132	17 - 1:36.535	27 - 1:35.646	37 - 1:35.222				
8 - 2:05.622	18 - 1:36.209	28 - 1:35.722					
9 - 1:39.449	19 - 1:36.236	29 - 1:37.225					
10 - 1:34.622	20 - 1:35.401	30 - 1:37.723					
19	Overington	Lea Francis The Skelly'					
1 - 2:04.950	6 - 2:04.165	11 - 1:50.776 ^P	16 - 1:48.147	21 - 1:46.134	26 - 1:49.589	31 - 1:48.209	
2 - 1:47.538	7 - 2:08.994	12 - 2:47.921	17 - 1:48.526	22 - 1:46.113	27 - 1:46.146	32 - 1:47.696	
3 - 1:45.834	8 - 1:46.839	13 - 1:48.200	18 - 1:45.938	23 - 1:46.855	28 - 1:46.529	33 - 1:46.433	
4 - 1:45.527	9 - 1:45.029	14 - 1:46.351	19 - 1:46.558	24 - 1:49.740	29 - 1:52.010		
5 - 1:51.658	10 - 1:45.549	15 - 1:45.850	20 - 1:47.065	25 - 1:46.376	30 - 1:48.706		
21	Allen	Aston Martin DB2 Le Mans					
1 - 2:01.660							
2 - 1:46.389							
3 - 1:44.375							
4 - 1:46.752							

RAC Woodcote Trophy for Pre 56 Sportscars
RACE 3 - LAP ANALYSIS - Donington Park - 30 April 2011
 (contd.)

22	Hodson/Hodson	Lotus VI			
1 - 1:55.153	11 - 1:40.094	21 - 1:34.955	31 - 1:33.417		
2 - 1:42.856	12 - 1:38.839	22 - 1:36.303	32 - 1:33.601		
3 - 1:42.523	13 - 1:40.672	23 - 1:34.554	33 - 1:32.959		
4 - 1:42.169	14 - 1:50.330 ^P	24 - 1:33.902	34 - 1:33.324		
5 - 1:41.924	15 - 3:17.539	25 - 1:34.171	35 - 1:33.251		
6 - 1:46.495	16 - 1:35.851	26 - 1:34.552	36 - 1:33.218		
7 - 1:43.275	17 - 1:34.987	27 - 1:35.225	37 - 1:33.884		
8 - 1:44.069	18 - 1:38.097	28 - 1:32.948			
9 - 1:40.866	19 - 1:35.416	29 - 1:32.518			
10 - 1:39.453	20 - 1:34.189	30 - 1:33.576			
23	Wood/Wood	RGS Atalanta			
1 - 1:38.208	11 - 1:30.805	21 - 1:31.566	31 - 1:33.838		
2 - 1:32.093	12 - 1:30.805	22 - 1:36.304 ^P	32 - 1:35.169		
3 - 1:31.512	13 - 1:30.840	23 - 2:45.310	33 - 1:34.169		
4 - 1:31.013	14 - 1:31.869	24 - 1:35.020	34 - 1:34.945		
5 - 1:30.232	15 - 1:35.391	25 - 1:34.009	35 - 1:33.065		
6 - 1:34.003	16 - 1:34.405	26 - 1:34.593	36 - 1:33.049		
7 - 2:05.076	17 - 1:33.328	27 - 1:36.034	37 - 1:35.744		
8 - 2:08.547	18 - 1:30.994	28 - 1:34.791	38 - 1:33.319		
9 - 1:31.761	19 - 1:34.788	29 - 1:34.527			
10 - 1:32.329	20 - 1:30.716	30 - 1:33.124			
24	Davies Roberts/Floyd	Jaguar XK140			
1 - 1:52.905	11 - 1:38.474	21 - 1:43.587	31 - 1:41.440		
2 - 1:42.389	12 - 1:41.526	22 - 1:43.564	32 - 1:42.440		
3 - 1:41.254	13 - 1:39.620	23 - 1:44.116	33 - 1:42.199		
4 - 1:39.647	14 - 1:39.196	24 - 1:42.879	34 - 1:40.474		
5 - 1:41.059	15 - 1:39.911	25 - 1:41.828	35 - 1:41.826		
6 - 1:45.400	16 - 1:38.463	26 - 1:43.334	36 - 1:40.824		
7 - 1:48.311	17 - 1:38.669	27 - 1:42.198			
8 - 1:40.905	18 - 1:45.082 ^P	28 - 1:41.120			
9 - 1:40.367	19 - 2:44.489	29 - 1:40.315			
10 - 1:39.744	20 - 1:44.457	30 - 1:40.970			
27	Ulrich/Green	Maserati A6 GCS			
1 - 1:37.493	11 - 1:31.280	21 - 1:33.576	31 - 1:30.840		
2 - 1:32.324	12 - 1:30.711	22 - 1:31.750	32 - 1:31.797		
3 - 1:32.227	13 - 1:31.940	23 - 1:31.347	33 - 1:31.915		
4 - 1:31.531	14 - 1:31.872	24 - 1:32.219	34 - 1:31.577		
5 - 1:31.500	15 - 1:31.673	25 - 1:31.051	35 - 1:31.827		
6 - 1:32.410	16 - 1:33.556	26 - 1:31.004	36 - 1:31.176		
7 - 2:05.439	17 - 1:32.997	27 - 1:31.240	37 - 1:33.046		
8 - 2:08.208	18 - 1:31.840	28 - 1:31.527	38 - 1:30.549		
9 - 1:35.046	19 - 1:40.501 ^P	29 - 1:30.928	39 - 1:33.255		
10 - 1:32.440	20 - 2:22.562	30 - 1:32.555			

Weather/Track: Sun/Dry

www.mstworld.com

Page 4 of 7

Donington Park
 Circuit Length = 1.9573 miles.
 Start: 16:53 End: 17:53

Printed - 17:56 Saturday, 30 April 2011

RAC Woodcote Trophy for Pre 56 Sportscars
RACE 3 - LAP ANALYSIS - Donington Park - 30 April 2011
 (contd.)

30	White	Triumph TR2					
1 - 1:54.468	11 - 1:39.759	21 - 1:38.948	31 - 1:37.040				
2 - 1:40.977	12 - 1:41.320	22 - 1:38.979	32 - 1:37.843				
3 - 1:39.703	13 - 1:40.707	23 - 1:43.351P	33 - 1:37.895				
4 - 1:39.441	14 - 1:39.605	24 - 2:41.024	34 - 1:37.641				
5 - 1:40.522	15 - 1:39.748	25 - 1:38.260	35 - 1:37.515				
6 - 1:44.763	16 - 1:38.005	26 - 1:39.197	36 - 1:39.503				
7 - 1:45.537	17 - 1:38.498	27 - 1:36.770					
8 - 1:42.847	18 - 1:40.736	28 - 1:36.807					
9 - 1:41.298	19 - 1:37.134	29 - 1:36.348					
10 - 1:42.042	20 - 1:41.040	30 - 1:36.915					
31	Guest/Diffey	Cooper T21					
1 - 1:52.371	6 - 1:46.414	11 - 1:39.969	16 - 1:39.353	21 - X:00.000P			
2 - 1:42.561	7 - 1:45.637	12 - 1:41.006	17 - 1:37.195				
3 - 1:41.044	8 - 1:41.841	13 - 1:39.256	18 - 1:45.854P				
4 - 1:39.511	9 - 1:43.074	14 - 1:39.225	19 - 2:25.685				
5 - 1:40.291	10 - 1:39.277	15 - 1:40.388	20 - 1:37.825				
32	Vogele	Maserati A6 GCS					
1 - 1:36.216	11 - 1:30.894	21 - 1:30.506	31 - 1:31.105				
2 - 1:31.804	12 - 1:31.461	22 - 1:31.312	32 - 1:30.036				
3 - 1:29.766	13 - 1:30.381	23 - 1:31.595	33 - 1:29.275				
4 - 1:30.392	14 - 1:30.928	24 - 1:30.821	34 - 1:29.527				
5 - 1:28.547	15 - 1:31.184	25 - 1:30.542	35 - 1:32.751				
6 - 1:31.181	16 - 1:35.224P	26 - 1:32.644	36 - 1:31.577				
7 - 2:10.137	17 - 2:34.360	27 - 1:30.686	37 - 1:30.713				
8 - 2:07.412	18 - 1:30.706	28 - 1:31.168	38 - 1:30.979				
9 - 1:29.781	19 - 1:31.208	29 - 1:31.480	39 - 1:30.014				
10 - 1:31.854	20 - 1:30.362	30 - 1:31.737					
35	Guest/Fearnside	RGS Atalanta					
1 - 2:05.125	6 - 2:04.692	11 - 1:46.678	16 - 1:49.976	21 - 1:52.518	26 - 1:52.873	31 - 1:56.578	
2 - 1:48.622	7 - 2:09.602	12 - 1:47.335	17 - 1:48.995	22 - 1:52.154	27 - 1:56.173	32 - 1:52.887	
3 - 1:45.652	8 - 1:48.447	13 - 1:46.653	18 - 1:51.744P	23 - 1:53.017	28 - 1:54.524		
4 - 1:45.524	9 - 1:45.075	14 - 1:46.755	19 - 2:55.080	24 - 1:52.318	29 - 1:57.249		
5 - 1:50.885	10 - 1:45.712	15 - 1:46.389	20 - 2:13.940	25 - 1:52.276	30 - 1:55.309		
36	Batchelor/Ormond Smith	Aston Martin DB2/4					
1 - 2:06.331	6 - 2:14.270P	11 - 1:46.263	16 - 1:45.338	21 - 1:44.525	26 - 2:07.124	31 - 1:45.144	
2 - 1:45.676	7 - 4:52.294	12 - 1:45.129	17 - 1:41.502	22 - 1:44.283	27 - 1:42.916		
3 - 1:41.216	8 - 1:49.345	13 - 1:55.811P	18 - 1:43.789	23 - 1:43.833	28 - 1:51.182		
4 - 1:42.732	9 - 1:48.548	14 - 3:30.346	19 - 1:44.316	24 - 1:45.582	29 - 1:49.656		
5 - 1:45.402	10 - 1:49.968	15 - 1:44.725	20 - 1:45.254	25 - 1:46.687	30 - 1:47.837		

Weather/Track: Sun/Dry

www.mstworld.com

Page 5 of 7

Donington Park
 Circuit Length = 1.9573 miles.
 Start: 16:53 End: 17:53

Printed - 17:56 Saturday, 30 April 2011

RAC Woodcote Trophy for Pre 56 Sportscars
RACE 3 - LAP ANALYSIS - Donington Park - 30 April 2011
 (contd.)

44	Thorne/Todd	Austin Healey 100M					
1 -	1:37.190	11 -	1:33.472	21 -	1:37.252P	31 -	1:31.958
2 -	1:33.956	12 -	1:30.783	22 -	2:20.970	32 -	1:31.820
3 -	1:32.766	13 -	1:31.001	23 -	1:35.798	33 -	1:34.584
4 -	1:31.229	14 -	1:31.668	24 -	1:34.723	34 -	1:31.841
5 -	1:31.069	15 -	1:31.805	25 -	1:34.285	35 -	1:36.067
6 -	1:32.756	16 -	1:33.884	26 -	1:33.334	36 -	1:32.754
7 -	2:04.334	17 -	1:33.288	27 -	1:33.160	37 -	1:32.486
8 -	2:08.331	18 -	1:31.305	28 -	1:31.953	38 -	1:35.343
9 -	1:34.056	19 -	1:34.128	29 -	1:34.201		
10 -	1:32.773	20 -	1:35.516	30 -	1:32.087		
55	Sharp	Aston Martin DB2					
1 -	1:42.332	6 -	3:30.251				
2 -	1:35.095	7 -	1:46.319P				
3 -	1:32.990						
4 -	1:33.588						
5 -	4:08.355P						
56	Fredrik Nyblaeus/Petersson	Austin-Healey 100M					
1 -	1:51.884	11 -	1:38.929	21 -	1:39.938	31 -	1:38.702
2 -	1:42.615	12 -	1:40.074	22 -	1:40.801	32 -	1:40.875
3 -	1:38.097	13 -	1:39.646	23 -	1:38.566	33 -	1:40.748
4 -	1:40.787	14 -	1:39.617	24 -	1:38.855	34 -	1:40.440
5 -	1:41.243	15 -	1:39.409	25 -	1:38.499	35 -	1:41.054
6 -	1:45.891	16 -	1:40.116	26 -	1:39.228	36 -	1:38.999
7 -	1:46.132	17 -	1:45.110P	27 -	1:38.980		
8 -	1:42.304	18 -	2:51.393	28 -	1:39.409		
9 -	1:39.848	19 -	1:39.091	29 -	1:39.571		
10 -	1:39.442	20 -	1:40.500	30 -	1:38.161		
60	Ure/Mann	Cooper T24					
1 -	1:31.966	11 -	1:30.502	21 -	1:29.824	31 -	1:33.551
2 -	1:30.210	12 -	1:30.927	22 -	1:33.423P	32 -	1:35.702
3 -	1:28.373	13 -	1:30.886	23 -	2:00.578	33 -	1:33.197
4 -	1:31.255	14 -	1:30.132	24 -	1:34.199	34 -	1:35.764
5 -	1:30.600	15 -	1:29.723	25 -	1:33.470	35 -	1:35.105
6 -	1:32.059	16 -	1:29.212	26 -	1:35.282	36 -	1:35.036
7 -	2:11.222	17 -	1:30.965	27 -	1:34.575	37 -	1:34.697
8 -	2:07.455	18 -	1:29.205	28 -	1:35.997	38 -	1:35.584
9 -	1:29.766	19 -	1:30.019	29 -	1:34.371	39 -	1:34.420
10 -	1:29.760	20 -	1:28.278	30 -	1:33.982		

Weather/Track: Sun/Dry

www.mstworld.com

Page 6 of 7

Donington Park
 Circuit Length = 1.9573 miles.
 Start: 16:53 End: 17:53

Printed - 17:56 Saturday, 30 April 2011

RAC Woodcote Trophy for Pre 56 Sportscars
RACE 3 - LAP ANALYSIS - Donington Park - 30 April 2011
 (contd.)

77	Van Der Kroft/McCaig	Cooper T20 Sports		
1 - 1:41.286	11 - 1:33.997	21 - 1:32.085	31 - 1:30.940	
2 - 1:34.416	12 - 1:33.518	22 - 1:31.836	32 - 1:31.225	
3 - 1:33.707	13 - 1:35.353	23 - 1:31.893	33 - 1:30.460	
4 - 1:33.947	14 - 1:34.527	24 - 1:32.174	34 - 1:30.508	
5 - 1:50.529	15 - 1:34.611	25 - 1:31.451	35 - 1:30.856	
6 - 1:39.143	16 - 1:34.813	26 - 1:30.472	36 - 1:31.481	
7 - 1:41.101	17 - 1:33.992	27 - 1:30.848	37 - 1:32.044	
8 - 2:01.788	18 - 1:38.574P	28 - 1:30.613	38 - 1:30.773	
9 - 1:38.192	19 - 2:11.304	29 - 1:30.408	39 - 1:30.400	
10 - 1:33.504	20 - 1:32.454	30 - 1:31.373		
85	Bond	Lister Bristol Flat Iron		
1 - 1:33.110	11 - 1:30.393	21 - 1:33.832	31 - 1:29.169	
2 - 1:30.454	12 - 1:30.670	22 - 1:35.823P	32 - 1:31.445	
3 - 1:28.735	13 - 1:30.626	23 - 2:34.918	33 - 1:29.595	
4 - 1:29.703	14 - 1:31.530	24 - 1:29.782	34 - 1:32.050	
5 - 1:30.235	15 - 1:31.662	25 - 1:29.945	35 - 1:31.449	
6 - 1:32.454	16 - 1:30.469	26 - 1:29.417	36 - 1:30.432	
7 - 2:11.719	17 - 1:29.142	27 - 1:29.379	37 - 1:35.068	
8 - 2:07.087	18 - 1:27.819	28 - 1:30.796	38 - 1:31.274	
9 - 1:29.015	19 - 1:30.231	29 - 1:29.415	39 - 1:32.686	
10 - 1:29.885	20 - 1:29.109	30 - 1:27.905		
93	Arif/Venables	Jaguar XK120		
1 - 1:42.961	11 - 1:33.860	21 - 1:37.806	31 - 1:34.818	
2 - 1:34.922	12 - 1:35.887	22 - 1:36.767	32 - 1:35.579	
3 - 1:34.164	13 - 1:36.631	23 - 1:37.408	33 - 1:34.507	
4 - 1:35.592	14 - 1:34.994	24 - 1:35.723	34 - 1:35.349	
5 - 1:38.146	15 - 1:34.901	25 - 1:35.621	35 - 1:36.410	
6 - 1:37.775	16 - 1:35.210	26 - 1:37.377	36 - 1:42.478	
7 - 1:42.485	17 - 1:39.908P	27 - 1:35.698	37 - 1:34.305	
8 - 2:07.689	18 - 2:18.713	28 - 1:34.603		
9 - 1:37.887	19 - 1:36.684	29 - 1:36.194		
10 - 1:34.313	20 - 1:38.165	30 - 1:35.531		
210	Montgomery/Montgomery	Austin-Healey 100S		
1 - 1:35.017	11 - 1:31.825	21 - 2:59.444	31 - 1:34.456	
2 - 1:29.513	12 - 1:30.543	22 - 1:35.482	32 - 1:35.984	
3 - 1:29.109	13 - 1:30.759	23 - 1:44.526	33 - 1:34.610	
4 - 1:28.801	14 - 1:29.814	24 - 1:36.949	34 - 1:34.360	
5 - 1:30.401	15 - 1:31.896	25 - 1:35.929	35 - 1:33.547	
6 - 1:32.164	16 - 1:30.931	26 - 1:35.578	36 - 1:33.521	
7 - 2:11.741	17 - 1:30.707	27 - 1:34.979	37 - 1:33.032	
8 - 2:07.424	18 - 1:31.792	28 - 1:34.579	38 - 1:33.731	
9 - 1:29.566	19 - 1:31.737	29 - 1:37.165		
10 - 1:45.322	20 - 1:37.046P	30 - 1:36.653		

Weather/Track: Sun/Dry

www.mstworld.com

Page 7 of 7

Donington Park
 Circuit Length = 1.9573 miles.
 Start: 16:53 End: 17:53

Printed - 17:56 Saturday, 30 April 2011

RAC Woodcote Trophy for Pre 56 Sportscars
RACE 3 - LAP CHART - Donington Park - 30 April 2011

Lap 1			Lap 2			Lap 3			Lap 4			Lap 5		
No	Behind	Laptime	No	Behind	Laptime	No	Behind	Laptime	No	Behind	Laptime	No	Behind	Laptime
8		1:31.218	8		1:29.540	8		1:27.917	8		1:27.840	8		1:28.099
15	0.326	1:31.544	15	0.906	1:30.120	15	1.573	1:28.584	15	4.718	1:30.985	35	1 LAP	1:45.524
60	0.748	1:31.966	60	1.418	1:30.210	60	1.874	1:28.373	11	5.045	1:30.052	15	5.297	1:28.678
11	1.223	1:32.441	11	2.063	1:30.380	11	2.833	1:28.687	60	5.289	1:31.255	11	6.985	1:30.039
85	1.892	1:33.110	85	2.806	1:30.454	85	3.624	1:28.735	85	5.487	1:29.703	85	7.623	1:30.235
210	3.799	1:35.017	210	3.772	1:29.513	210	4.964	1:29.109	210	5.925	1:28.801	60	7.790	1:30.600
14	4.308	1:35.526	14	5.753	1:30.985	14	8.123	1:30.287	14	10.006	1:29.723	210	8.227	1:30.401
10	4.326	1:35.544	10	7.072	1:32.286	32	9.111	1:29.766	32	11.663	1:30.392	14	12.110	1:30.203
32	4.998	1:36.216	32	7.262	1:31.804	10	10.349	1:31.194	10	13.772	1:31.263	32	12.111	1:28.547
44	5.972	1:37.190	27	9.059	1:32.324	23	13.138	1:31.512	23	16.311	1:31.013	10	16.835	1:31.162
27	6.275	1:37.493	23	9.543	1:32.093	27	13.369	1:32.227	27	17.060	1:31.531	23	18.444	1:30.232
23	6.990	1:38.208	44	10.388	1:33.956	44	15.237	1:32.766	44	18.626	1:31.229	27	20.461	1:31.500
77	10.068	1:41.286	77	14.944	1:34.416	77	20.734	1:33.707	77	26.841	1:33.947	44	21.596	1:31.069
4	10.213	1:41.431	4	15.630	1:34.957	4	21.222	1:33.509	55	27.490	1:33.588	4	35.725	1:35.658
55	11.114	1:42.332	55	16.669	1:35.095	55	21.742	1:32.990	4	28.166	1:34.784	93	41.171	1:38.146
93	11.743	1:42.961	93	17.125	1:34.922	93	23.372	1:34.164	93	31.124	1:35.592	16	42.077	1:37.657
16	12.432	1:43.650	16	18.295	1:35.403	16	25.322	1:34.944	16	32.519	1:35.037	18	42.861	1:37.311
18	12.906	1:44.124	18	18.726	1:35.360	18	26.539	1:35.730	18	33.649	1:34.950	77	49.271	1:50.529
56	20.666	1:51.884	6	31.600	1:40.144	6	41.506	1:37.823	56	56.868	1:40.787	56	1:10.012	1:41.243
6	20.996	1:52.214	56	33.741	1:42.615	56	43.921	1:38.097	30	58.074	1:39.441	30	1:10.497	1:40.522
31	21.153	1:52.371	31	34.174	1:42.561	30	46.473	1:39.703	31	58.972	1:39.511	31	1:11.164	1:40.291
24	21.687	1:52.905	24	34.536	1:42.389	31	47.301	1:41.044	24	59.680	1:39.647	24	1:12.640	1:41.059
30	23.250	1:54.468	30	34.687	1:40.977	24	47.873	1:41.254	6	1:02.677	1:49.011	6	1:14.245	1:39.667
22	23.935	1:55.153	22	37.251	1:42.856	22	51.857	1:42.523	22	1:06.186	1:42.169	22	1:20.011	1:41.924
21	30.442	2:01.660	21	47.291	1:46.389	21	1:03.749	1:44.375	36	1:19.440	1:42.732			
19	33.732	2:04.950	36	51.249	1:45.676	36	1:04.548	1:41.216	21	1:22.661	1:46.752			
35	33.907	2:05.125	19	51.730	1:47.538	19	1:09.647	1:45.834	19	1:27.334	1:45.527			
36	35.113	2:06.331	35	52.989	1:48.622	35	1:10.724	1:45.652						

Weather/Track: Sun/Dry

www.mstworld.com

Page 1 of 8

Donington Park
Circuit Length = 1.9573 miles.
Start: 16:53 End: 17:53

Printed - 17:56 Saturday, 30 April 2011

RAC Woodcote Trophy for Pre 56 Sportscars
RACE 3 - LAP CHART - Donington Park - 30 April 2011
 (contd.)

Lap 6			Lap 7			Lap 8			Lap 9			Lap 10		
No	Behind	Laptime	No	Behind	Laptime	No	Behind	Laptime	No	Behind	Laptime	No	Behind	Laptime
8		1:29.900	8		2:15.990	8		2:10.486	8		1:27.940	8		1:27.329
36	1 LAP	1:45.402	15	2.661	2:10.563	15	0.328	2:08.153	11	2.521	1:29.773	11	4.781	1:29.589
15	8.088	1:32.691	11	3.642	2:10.815	11	0.688	2:07.532	15	2.795	1:30.407	15	5.179	1:29.713
11	8.817	1:31.732	36	1 LAP	2:14.270P	60	2.150	2:07.455	85	3.582	1:29.015	85	6.138	1:29.885
60	9.949	1:32.059	60	5.181	2:11.222	85	2.507	2:07.087	60	3.976	1:29.766	60	6.407	1:29.760
85	10.177	1:32.454	85	5.906	2:11.719	210	3.180	2:07.424	210	4.806	1:29.566	32	10.831	1:31.854
210	10.491	1:32.164	210	6.242	2:11.741	32	4.465	2:07.412	32	6.306	1:29.781	14	11.544	1:30.847
32	13.392	1:31.181	32	7.539	2:10.137	14	5.152	2:07.374	14	8.026	1:30.814	23	18.515	1:32.329
14	14.304	1:32.094	14	8.264	2:09.950	19	1 LAP	2:08.994	23	13.515	1:31.761	44	22.201	1:32.773
19	1 LAP	1:51.658	19	1 LAP	2:04.165	35	1 LAP	2:09.602	44	16.757	1:34.056	27	22.359	1:32.440
35	1 LAP	1:50.885	35	1 LAP	2:04.692	10	9.564	2:08.699	27	17.248	1:35.046	210	22.799	1:45.322
10	21.792	1:34.857	10	11.351	2:05.549	23	9.694	2:08.547	10	19.234	1:37.610	10	25.229	1:33.324
23	22.547	1:34.003	23	11.633	2:05.076	27	10.142	2:08.208	4	21.397	1:36.763	4	29.502	1:35.434
27	22.971	1:32.410	27	12.420	2:05.439	44	10.641	2:08.331	93	22.691	1:37.887	93	29.675	1:34.313
44	24.452	1:32.756	44	12.796	2:04.334	4	12.574	2:08.706	16	24.877	1:39.415	77	31.354	1:33.504
4	43.947	1:38.122	4	14.354	1:46.397	93	12.744	2:07.689	77	25.179	1:38.192	16	32.679	1:35.131
93	49.046	1:37.775	93	15.541	1:42.485	16	13.402	2:06.372	18	25.678	1:39.449	18	32.971	1:34.622
16	52.284	1:40.107	16	17.516	1:41.222	18	14.169	2:05.622	19	1 LAP	1:46.839	19	1 LAP	1:45.029
18	52.891	1:39.930	18	19.033	1:42.132	77	14.927	2:01.788	35	1 LAP	1:48.447	35	1 LAP	1:45.075
77	58.514	1:39.143	77	23.625	1:41.101	30	27.268	1:42.847	56	39.871	1:39.848	56	51.984	1:39.442
30	1:25.360	1:44.763	30	54.907	1:45.537	56	27.963	1:42.304	30	40.626	1:41.298	6	53.632	1:40.058
56	1:26.003	1:45.891	56	56.145	1:46.132	31	28.680	1:41.841	6	40.903	1:37.742	30	55.339	1:42.042
31	1:27.678	1:46.414	31	57.325	1:45.637	24	30.880	1:40.905	24	43.307	1:40.367	24	55.722	1:39.744
24	1:28.140	1:45.400	24	1:00.461	1:48.311	6	31.101	1:40.005	31	43.814	1:43.074	31	55.762	1:39.277
6	1:28.712	1:44.367	6	1:01.582	1:48.860	22	37.474	1:44.069	22	50.400	1:40.866	22	1:02.524	1:39.453
22	1:36.606	1:46.495	22	1:03.891	1:43.275	55	2 LAPS	3:30.251	55	2 LAPS	1:46.319P			
55	1 LAP	4:08.355P							36	2 LAPS	4:52.294			

Weather/Track: Sun/Dry

www.mstworld.com

Page 2 of 8

Donington Park
 Circuit Length = 1.9573 miles.
 Start: 16:53 End: 17:53

Printed - 17:56 Saturday, 30 April 2011

RAC Woodcote Trophy for Pre 56 Sportscars
RACE 3 - LAP CHART - Donington Park - 30 April 2011
 (contd.)

Lap 11			Lap 12			Lap 13			Lap 14			Lap 15		
No	Behind	Laptime	No	Behind	Laptime	No	Behind	Laptime	No	Behind	Laptime	No	Behind	Laptime
8		1:27.473	8		1:27.659	8		1:27.338	8		1:28.845	8		1:28.204
11	8.152	1:30.844	11	10.798	1:30.305	15	15.009	1:31.085	24	1 LAP	1:39.620	6	1 LAP	1:37.833
15	8.515	1:30.809	15	11.262	1:30.406	85	15.357	1:30.626	31	1 LAP	1:39.256	56	1 LAP	1:39.617
85	9.058	1:30.393	85	12.069	1:30.670	60	16.252	1:30.886	30	1 LAP	1:40.707	10	1 LAP	2:19.242
60	9.436	1:30.502	60	12.704	1:30.927	11	20.933	1:37.473P	22	1 LAP	1:40.672	24	1 LAP	1:39.196
36	3 LAPS	1:49.345	32	18.054	1:31.461	32	21.097	1:30.381	35	2 LAPS	1:47.335	31	1 LAP	1:39.225
32	14.252	1:30.894	14	22.020	1:34.632P	23	28.495	1:30.840	15	17.538	1:31.374	30	1 LAP	1:39.605
14	15.047	1:30.976	23	24.993	1:30.805	210	33.456	1:30.759	60	17.539	1:30.132	60	19.058	1:29.723
23	21.847	1:30.805	27	29.218	1:30.711	27	33.820	1:31.940	85	18.042	1:31.530	85	21.500	1:31.662
27	26.166	1:31.280	210	30.035	1:30.543	44	34.987	1:31.001	32	23.180	1:30.928	15	21.956	1:32.622
210	27.151	1:31.825	44	31.324	1:30.783	10	50.277	1:39.937P	23	31.519	1:31.869	32	26.160	1:31.184
44	28.200	1:33.472	36	3 LAPS	1:48.548	77	51.752	1:35.353	210	34.425	1:29.814	22	1 LAP	1:50.330P
10	31.070	1:33.314	10	37.678	1:34.267	93	53.583	1:36.631	27	36.847	1:31.872	35	2 LAPS	1:46.653
93	36.062	1:33.860	77	43.737	1:33.518	4	53.987	1:35.932	44	37.810	1:31.668	210	38.117	1:31.896
77	37.878	1:33.997	93	44.290	1:35.887	16	54.652	1:35.379	77	57.434	1:34.527	23	38.706	1:35.391
4	38.740	1:36.711	4	45.393	1:34.312	18	55.152	1:34.856	93	59.732	1:34.994	27	40.316	1:31.673
16	39.887	1:34.681	16	46.611	1:34.383	36	3 LAPS	1:49.968	16	1:01.426	1:35.619	44	41.411	1:31.805
18	40.320	1:34.822	18	47.634	1:34.973	14	1:15.840	2:21.158	4	1:01.924	1:36.782	77	1:03.841	1:34.611
19	1 LAP	1:45.549	6	1:13.525	1:37.607	6	1:24.117	1:37.930	18	1:02.557	1:36.250	93	1:06.429	1:34.901
56	1:03.440	1:38.929	56	1:15.855	1:40.074	56	1:28.163	1:39.646	11	1:05.380	2:13.292	4	1:08.848	1:35.128
6	1:03.577	1:37.418	24	1:20.590	1:41.526				36	3 LAPS	1:46.263	11	1:09.285	1:32.109
35	1 LAP	1:45.712	30	1:21.286	1:41.320				19	2 LAPS	2:47.921	16	1:13.413	1:40.191P
24	1:06.723	1:38.474	31	1:21.605	1:41.006				14	1:17.870	1:30.875	18	1:15.657	1:41.304P
30	1:07.625	1:39.759	35	1 LAP	1:46.678							14	1:21.452	1:31.786
31	1:08.258	1:39.969	19	1 LAP	1:50.776P									
22	1:15.145	1:40.094	22	1:26.325	1:38.839									

Weather/Track: Sun/Dry

www.mstworld.com

Page 3 of 8

Donington Park
 Circuit Length = 1.9573 miles.
 Start: 16:53 End: 17:53

Printed - 17:56 Saturday, 30 April 2011

RAC Woodcote Trophy for Pre 56 Sportscars
RACE 3 - LAP CHART - Donington Park - 30 April 2011
 (contd.)

Lap 16			Lap 17			Lap 18			Lap 19			Lap 20		
No	Behind	Laptime	No	Behind	Laptime	No	Behind	Laptime	No	Behind	Laptime	No	Behind	Laptime
8		1:28.386	8		1:27.906	8		1:28.054	8		1:28.639	8		1:27.816
36	4 LAPS	1:45.129	10	1 LAP	1:32.020	32	1 LAP	2:34.360	14	1 LAP	1:31.434	14	1 LAP	1:30.148
19	3 LAPS	1:48.200	60	22.943	1:30.965	10	1 LAP	1:30.782	35	3 LAPS	1:49.976	32	1 LAP	1:31.208
10	1 LAP	1:32.634	85	24.819	1:29.142	60	24.094	1:29.205	4	1 LAP	1:40.089P	35	3 LAPS	1:48.995
60	19.884	1:29.212	19	3 LAPS	1:46.351	85	24.584	1:27.819	32	1 LAP	1:30.706	60	25.936	1:28.278
56	1 LAP	1:39.409	36	4 LAPS	1:55.811P	19	3 LAPS	1:45.850	60	25.474	1:30.019	85	27.469	1:29.109
85	23.583	1:30.469	56	1 LAP	1:40.116	210	47.201	1:31.792	85	26.176	1:30.231	10	1 LAP	1:30.250
24	1 LAP	1:39.911	24	1 LAP	1:38.463	24	1 LAP	1:38.669	10	1 LAP	1:32.784	4	1 LAP	2:01.302
31	1 LAP	1:40.388	30	1 LAP	1:38.005	31	1 LAP	1:37.195	93	1 LAP	2:18.713	77	1 LAP	2:11.304
30	1 LAP	1:39.748	31	1 LAP	1:39.353	30	1 LAP	1:38.498	210	50.299	1:31.737	56	2 LAPS	2:51.393
15	29.377	1:35.807P	210	43.463	1:30.707	56	1 LAP	1:45.110P	23	59.236	1:34.788	93	1 LAP	1:36.684
32	32.998	1:35.224P	23	50.147	1:33.328	23	53.087	1:30.994	44	1:01.031	1:34.128	210	59.529	1:37.046P
6	1 LAP	2:03.626	27	50.577	1:32.997	27	54.363	1:31.840	30	1 LAP	1:40.736	23	1:02.136	1:30.716
210	40.662	1:30.931	6	1 LAP	1:39.933	44	55.542	1:31.305	24	1 LAP	1:45.082P	44	1:08.731	1:35.516
23	44.725	1:34.405	44	52.291	1:33.288	22	2 LAPS	1:35.851	36	5 LAPS	3:30.346	30	1 LAP	1:37.134
27	45.486	1:33.556	22	2 LAPS	3:17.539	6	1 LAP	1:39.271	19	3 LAPS	1:48.147	22	2 LAPS	1:38.097
44	46.909	1:33.884	16	1 LAP	2:39.697	16	1 LAP	1:36.482	31	1 LAP	1:45.854P	36	5 LAPS	1:44.725
35	2 LAPS	1:46.755	18	1 LAP	2:37.727	18	1 LAP	1:36.535	27	1:06.225	1:40.501P	18	1 LAP	1:36.236
77	1:10.268	1:34.813	35	2 LAPS	1:46.389	15	1:24.110	1:30.658	22	2 LAPS	1:34.987	16	1 LAP	1:37.926
93	1:13.253	1:35.210	77	1:16.354	1:33.992	77	1:26.874	1:38.574P	16	1 LAP	1:35.878	19	3 LAPS	1:48.526
4	1:15.536	1:35.074	15	1:21.506	2:20.035				18	1 LAP	1:36.209	15	1:29.372	1:31.309
14	1:23.983	1:30.917	4	1:23.285	1:35.655				6	1 LAP	1:44.430P			
			93	1:25.255	1:39.908P				15	1:25.879	1:30.408			
			14	1:26.622	1:30.545									

Weather/Track: Sun/Dry

Donington Park
 Circuit Length = 1.9573 miles.
 Start: 16:53 End: 17:53

RAC Woodcote Trophy for Pre 56 Sportscars
RACE 3 - LAP CHART - Donington Park - 30 April 2011
 (contd.)

Lap 21			Lap 22			Lap 23			Lap 24			Lap 25		
No	Behind	Laptime	No	Behind	Laptime	No	Behind	Laptime	No	Behind	Laptime	No	Behind	Laptime
8		1:32.694P	60		1:33.423P	60		2:00.578	60		1:34.199	60		1:33.470
14	1 LAP	1:30.021	10	1 LAP	1:32.855	210	1 LAP	1:35.482	8	11.759	1:39.514	8	10.224	1:31.935
32	1 LAP	1:30.362	27	1 LAP	1:33.576	8	6.444	1:32.966	210	1 LAP	1:44.526	210	1 LAP	1:36.949
60	23.066	1:29.824	85	7.941	1:35.823P	56	2 LAPS	1:39.938	56	2 LAPS	1:40.801	93	1 LAP	1:35.723
27	1 LAP	2:22.562	31	2 LAPS	1:37.825	24	2 LAPS	1:43.587	93	1 LAP	1:37.408	56	2 LAPS	1:38.566
85	28.607	1:33.832	77	1 LAP	1:32.085	93	1 LAP	1:36.767	35	4 LAPS	2:13.940	14	30.743	1:31.125
10	1 LAP	1:31.552	4	1 LAP	1:33.585	22	2 LAPS	1:34.955	24	2 LAPS	1:43.564	15	32.497	1:30.962
31	2 LAPS	2:25.685	210	1 LAP	2:59.444	6	2 LAPS	1:40.926	14	33.088	1:30.815	85	34.339	1:29.945
4	1 LAP	1:33.305	8	34.056	2:30.545	14	36.472	1:32.167	15	35.005	1:32.371	22	2 LAPS	1:34.554
77	1 LAP	1:32.454	24	2 LAPS	1:44.457	15	36.833	1:32.067	22	2 LAPS	1:36.303	24	2 LAPS	1:44.116
35	3 LAPS	1:51.744P	56	2 LAPS	1:40.500	18	1 LAP	1:36.924	85	37.864	1:29.782	35	4 LAPS	1:52.518
24	2 LAPS	2:44.489	23	40.823	1:36.304P	30	1 LAP	1:38.979	18	1 LAP	1:35.518	18	1 LAP	1:35.552
56	2 LAPS	1:39.091	93	1 LAP	1:37.806	85	42.281	2:34.918	6	2 LAPS	1:39.522	32	44.565	1:30.542
23	1:01.008	1:31.566	6	2 LAPS	1:42.796	16	1 LAP	1:37.545	16	1 LAP	1:37.124	6	2 LAPS	1:37.956
93	1 LAP	1:38.165	22	2 LAPS	1:34.189	32	50.871	1:31.595	32	47.493	1:30.821	16	1 LAP	1:36.047
6	2 LAPS	2:50.873	30	1 LAP	1:38.948	36	5 LAPS	1:43.789	30	1 LAP	1:43.351P	10	1:01.891	1:30.502
44	1:13.289	1:37.252P	18	1 LAP	1:35.072	10	1:07.119	1:30.780	10	1:04.859	1:31.939	27	1:03.484	1:31.051
30	1 LAP	1:41.040	14	1:04.883	1:29.586	27	1:07.883	1:31.347	27	1:05.903	1:32.219	44	1:14.329	1:34.285
22	2 LAPS	1:35.416	15	1:05.344	1:32.166	44	1:12.990	1:35.798	36	5 LAPS	1:44.316	77	1:16.186	1:31.451
18	1 LAP	1:35.401	16	1 LAP	1:37.169	19	3 LAPS	1:47.065	44	1:13.514	1:34.723	4	1:17.300	1:31.442
16	1 LAP	1:36.420	36	5 LAPS	1:41.502	77	1:20.230	1:31.893	77	1:18.205	1:32.174	36	5 LAPS	1:45.254
15	1:29.667	1:32.989	32	1:19.854	1:31.312	4	1:22.179	1:32.380	4	1:19.328	1:31.348	23	1:26.915	1:34.009
14	1:31.786	1:30.764	19	3 LAPS	1:46.558	23	1:25.555	2:45.310	23	1:26.376	1:35.020			
36	5 LAPS	1:45.338	10	1:36.917	1:31.554				19	3 LAPS	1:46.134			
19	3 LAPS	1:45.938	27	1:37.114	1:31.750									
32	1:45.031	1:30.506	44	1:37.770	2:20.970									
			35	3 LAPS	2:55.080									
			77	1:48.915	1:31.836									
			4	1:50.377	1:32.503									

Weather/Track: Sun/Dry

www.mstworld.com

Page 5 of 8

Donington Park
 Circuit Length = 1.9573 miles.
 Start: 16:53 End: 17:53

Printed - 17:56 Saturday, 30 April 2011

RAC Woodcote Trophy for Pre 56 Sportscars
RACE 3 - LAP CHART - Donington Park - 30 April 2011
 (contd.)

Lap 26			Lap 27			Lap 28			Lap 29			Lap 30		
No	Behind	Laptime	No	Behind	Laptime	No	Behind	Laptime	No	Behind	Laptime	No	Behind	Laptime
60		1:35.282	60		1:34.575	8		1:29.572	8		1:31.638	8		1:31.363
19	4 LAPS	1:46.113	8	0.092	1:29.168	60	6.333	1:35.997	23	1 LAP	1:34.791	23	1 LAP	1:34.527
8	5.499	1:30.557	19	4 LAPS	1:46.855	36	6 LAPS	1:44.283	35	5 LAPS	1:52.318	60	11.685	1:33.982
210	1 LAP	1:35.929	210	1 LAP	1:35.578	14	23.694	1:31.602	60	9.066	1:34.371	85	18.729	1:27.905
30	2 LAPS	2:41.024	14	21.756	1:30.271	85	24.410	1:30.796	14	21.888	1:29.832	14	21.225	1:30.700
93	1 LAP	1:35.621	85	23.278	1:29.379	210	1 LAP	1:34.979	85	22.187	1:29.415	35	5 LAPS	1:52.276
14	26.060	1:30.599	30	2 LAPS	1:38.260	15	29.889	1:32.731	36	6 LAPS	1:43.833	15	32.358	1:32.755
85	28.474	1:29.417	15	26.822	1:32.157	93	1 LAP	1:35.698	210	1 LAP	1:34.579	210	1 LAP	1:37.165
15	29.240	1:32.025	93	1 LAP	1:37.377	30	2 LAPS	1:39.197	15	30.966	1:32.715	32	39.758	1:31.737
56	2 LAPS	1:38.855	22	2 LAPS	1:34.171	19	4 LAPS	1:49.740	31	8 LAPS	1:44.314P	36	6 LAPS	1:45.582
22	2 LAPS	1:33.902	56	2 LAPS	1:38.499	32	39.542	1:31.168	93	1 LAP	1:34.603	93	1 LAP	1:36.194
32	41.927	1:32.644	32	38.038	1:30.686	22	2 LAPS	1:34.552	32	39.384	1:31.480	22	2 LAPS	1:32.948
18	1 LAP	1:36.051	18	1 LAP	1:36.157	56	2 LAPS	1:39.228	30	2 LAPS	1:36.770	30	2 LAPS	1:36.807
24	2 LAPS	1:42.879	10	52.427	1:30.194	18	1 LAP	1:35.646	22	2 LAPS	1:35.225	10	52.008	1:31.065
6	2 LAPS	1:39.076	24	2 LAPS	1:41.828	10	53.373	1:30.610	19	4 LAPS	1:46.376	27	58.216	1:32.555
16	1 LAP	1:36.723	16	1 LAP	1:37.907	27	57.734	1:31.527	56	2 LAPS	1:38.980	56	2 LAPS	1:39.409
10	56.808	1:30.199	6	2 LAPS	1:39.233	16	1 LAP	1:35.869	10	52.306	1:30.571	18	1 LAP	1:37.225
35	4 LAPS	1:52.154	27	55.871	1:31.240	6	2 LAPS	1:41.101	18	1 LAP	1:35.722	77	1:07.378	1:31.373
27	59.206	1:31.004	77	1:07.649	1:30.848	24	2 LAPS	1:43.334	27	57.024	1:30.928	19	4 LAPS	1:49.589
77	1:11.376	1:30.472	4	1:09.984	1:31.962	77	1:08.598	1:30.613	16	1 LAP	1:35.957	16	1 LAP	1:36.541
44	1:12.381	1:33.334	44	1:10.966	1:33.160	4	1:10.967	1:30.647	77	1:07.368	1:30.408	4	1:12.082	1:31.202
4	1:12.597	1:30.579	35	4 LAPS	1:53.017	44	1:13.255	1:31.953	4	1:12.243	1:32.914	44	1:16.542	1:32.087
23	1:26.226	1:34.593	23	1:27.685	1:36.034				44	1:15.818	1:34.201	6	2 LAPS	1:39.712
36	5 LAPS	1:44.525							24	2 LAPS	1:42.198	24	2 LAPS	1:41.120
									6	2 LAPS	1:44.567			

Weather/Track: Sun/Dry

RAC Woodcote Trophy for Pre 56 Sportscars
RACE 3 - LAP CHART - Donington Park - 30 April 2011
 (contd.)

Lap 31			Lap 32			Lap 33			Lap 34			Lap 35		
No	Behind	Laptime	No	Behind	Laptime	No	Behind	Laptime	No	Behind	Laptime	No	Behind	Laptime
8		1:29.331	8		1:29.855	8		1:29.745	8		1:28.765	8		1:29.057
23	1 LAP	1:33.124	6	3 LAPS	1:38.279	36	7 LAPS	2:07.124	16	2 LAPS	1:37.711	56	3 LAPS	1:40.875
60	15.905	1:33.551	24	3 LAPS	1:40.315	19	5 LAPS	1:46.529	35	6 LAPS	1:54.524	16	2 LAPS	1:37.700
85	18.567	1:29.169	23	1 LAP	1:33.838	6	3 LAPS	1:38.919	36	7 LAPS	1:42.916	85	25.684	1:31.449
14	22.038	1:30.144	85	20.157	1:31.445	23	1 LAP	1:35.169	23	1 LAP	1:34.169	23	1 LAP	1:34.945
15	35.049	1:32.022	60	21.752	1:35.702	85	20.007	1:29.595	85	23.292	1:32.050	14	34.697	1:35.310
210	1 LAP	1:36.653	14	22.031	1:29.848	24	3 LAPS	1:40.970	14	28.444	1:34.874	60	38.251	1:35.105
32	41.532	1:31.105	15	38.116	1:32.922	14	22.335	1:30.049	60	32.203	1:35.764	36	7 LAPS	1:51.182
93	1 LAP	1:35.531	32	41.713	1:30.036	60	25.204	1:33.197	24	3 LAPS	1:41.440	35	6 LAPS	1:57.249
22	2 LAPS	1:32.518	210	1 LAP	1:34.456	15	40.070	1:31.699	19	5 LAPS	1:52.010	32	45.699	1:32.751
30	2 LAPS	1:36.348	22	2 LAPS	1:33.576	32	41.243	1:29.275	32	42.005	1:29.527	24	3 LAPS	1:42.440
35	5 LAPS	1:52.873	93	1 LAP	1:34.818	210	1 LAP	1:35.984	15	44.588	1:33.283	15	49.950	1:34.419
10	53.948	1:31.271	10	54.878	1:30.785	22	2 LAPS	1:33.417	210	1 LAP	1:34.610	19	5 LAPS	1:48.706
36	6 LAPS	1:46.687	30	2 LAPS	1:36.915	10	56.282	1:31.149	10	58.796	1:31.279	10	1:02.797	1:33.058
27	59.725	1:30.840	27	1:01.667	1:31.797	93	1 LAP	1:35.579	22	2 LAPS	1:33.601	210	1 LAP	1:34.360
77	1:08.987	1:30.940	77	1:10.357	1:31.225	27	1:03.837	1:31.915	93	1 LAP	1:34.507	22	2 LAPS	1:32.959
18	1 LAP	1:37.723	18	1 LAP	1:34.918	30	2 LAPS	1:37.040	27	1:06.649	1:31.577	27	1:09.419	1:31.827
56	2 LAPS	1:39.571	4	1:18.213	1:33.441	77	1:11.072	1:30.460	77	1:12.815	1:30.508	93	1 LAP	1:35.349
4	1:14.627	1:31.876	56	2 LAPS	1:38.161	18	1 LAP	1:34.473	30	2 LAPS	1:37.843	77	1:14.614	1:30.856
16	1 LAP	1:37.127	35	5 LAPS	1:56.173	4	1:19.919	1:31.451	4	1:23.166	1:32.012	30	2 LAPS	1:37.895
44	1:19.169	1:31.958	44	1:21.134	1:31.820	44	1:25.973	1:34.584	18	1 LAP	1:34.896	4	1:26.123	1:32.014
19	4 LAPS	1:46.146	16	1 LAP	1:38.038	56	2 LAPS	1:38.702	44	1:29.049	1:31.841			

Weather/Track: Sun/Dry

www.mstworld.com

Donington Park
 Circuit Length = 1.9573 miles.
 Start: 16:53 End: 17:53

RAC Woodcote Trophy for Pre 56 Sportscars
RACE 3 - LAP CHART - Donington Park - 30 April 2011
 (contd.)

Lap 36			Lap 37			Lap 38			Lap 39			Lap 40		
No	Behind	Laptime	No	Behind	Laptime	No	Behind	Laptime	No	Behind	Laptime	No	Behind	Laptime
8		1:29.807	8		1:29.330	8		1:29.642	8		1:29.395			
18	2 LAPS	1:34.816	30	3 LAPS	1:37.641	93	2 LAPS	1:42.478	36	8 LAPS	1:45.144			
44	1 LAP	1:36.067	18	2 LAPS	1:35.025	4	1 LAP	1:33.277	93	2 LAPS	1:34.305			
56	3 LAPS	1:40.748	44	1 LAP	1:32.754	19	6 LAPS	1:47.696	4	1 LAP	1:33.385			
16	2 LAPS	1:38.422	85	32.047	1:35.068	35	7 LAPS	1:56.578	18	2 LAPS	1:35.222			
85	26.309	1:30.432	56	3 LAPS	1:40.440	30	3 LAPS	1:37.515	44	1 LAP	1:35.343			
23	1 LAP	1:33.065	16	2 LAPS	1:40.159	18	2 LAPS	1:35.239	19	6 LAPS	1:46.433			
14	36.004	1:31.114	23	1 LAP	1:33.049	44	1 LAP	1:32.486	30	3 LAPS	1:39.503			
60	43.480	1:35.036	14	36.822	1:30.148	85	33.679	1:31.274	35	7 LAPS	1:52.887			
32	47.469	1:31.577	60	48.847	1:34.697	14	39.567	1:32.387	85	36.970	1:32.686			
15	57.169	1:37.026	32	48.852	1:30.713	23	1 LAP	1:35.744	14	40.947	1:30.775			
24	3 LAPS	1:42.199	15	1:02.751	1:34.912	16	2 LAPS	1:39.791	23	1 LAP	1:33.319			
36	7 LAPS	1:49.656	10	1:09.771	1:31.969	56	3 LAPS	1:41.054	16	2 LAPS	1:36.837			
10	1:07.132	1:34.142	24	3 LAPS	1:40.474	32	50.189	1:30.979	32	50.808	1:30.014			
210	1 LAP	1:33.547	210	1 LAP	1:33.521	60	54.789	1:35.584	56	3 LAPS	1:38.999			
22	2 LAPS	1:33.324	22	2 LAPS	1:33.251	15	1:06.889	1:33.780	60	59.814	1:34.420			
35	6 LAPS	1:55.309	27	1:14.504	1:33.046	10	1:10.811	1:30.682	15	1:11.198	1:33.704			
27	1:10.788	1:31.176	77	1:19.002	1:32.044	210	1 LAP	1:33.032	10	1:12.970	1:31.554			
19	5 LAPS	1:48.209	36	7 LAPS	1:47.837	22	2 LAPS	1:33.218	210	1 LAP	1:33.731			
77	1:16.288	1:31.481				27	1:15.411	1:30.549	27	1:19.271	1:33.255			
93	1 LAP	1:36.410				77	1:20.133	1:30.773	22	2 LAPS	1:33.884			
4	1:28.626	1:32.310				24	3 LAPS	1:41.826	77	1:21.138	1:30.400			
									24	3 LAPS	1:40.824			

Weather/Track: Sun/Dry

www.mstworld.com

Page 8 of 8

Donington Park
 Circuit Length = 1.9573 miles.
 Start: 16:53 End: 17:53

Printed - 17:56 Saturday, 30 April 2011

FIA Lurani Trophy Race 1

QUALIFYING - PROVISIONAL - RACE 4 - Donington Park - 30 April/1 May 2011

POS	NO	CL	DRIVER	NAT	CAR	TIME	LAPS	GAP	MPH
1	65	E	Edwin JOWSEY		Lotus 22	1:17.942	15		90.40
2	48	D	Callum MCLEOD		Caravelle Mk2	1:18.425	14	0.483	89.84
3	99	E	Pierre TONETTI		Brabham BT6	1:19.629	8	1.687	88.48
4	168	E	James MURRAY		Lola Mk5A	1:19.662	17	1.720	88.45
5	54	E	John FYDA		Lotus 22	1:19.803	16	1.861	88.29
6	59	E	Robin LONGDON		Lola Mk5	1:20.950	18	3.008	87.04
7	53	E	Philipp BUHOFER		Lola Mk5A	1:21.204	16	3.262	86.77
8	93	D	Chris CHILCOTT		Lotus 20	1:21.515	15	3.573	86.44
9	69	E	Stuart ROACH		Alexis Mk4	1:21.924	18	3.982	86.01
10	170	E	Christian TRABER		Lotus 22	1:22.291	17	4.349	85.62
11	58	E	Richard SMEETON		Wainer	1:22.337	18	4.395	85.57
12	11	B	Brian MITCHAM		U2 Mk2	1:22.895	14	4.953	85.00
13	1	C	John DELANE		Lotus 18	1:23.657	18	5.715	84.22
14	52	E	Patrizia SBARDOLINI		Merlyn MK5	1:23.860	17	5.918	84.02
15	14	C	Crispian BESLEY Res1		Cooper T56	1:24.148	12	6.206	83.73
16	66	D	Alex MORTON		Ausper T3	1:24.732	17	6.790	83.16
17	72	E	John DOWSON		Brabham BT2	1:24.855	17	6.913	83.03
18	70	E	Christian CANE		Lotus 22	1:25.596	16	7.654	82.32
19	25	B	Andrew TART		Bond	1:25.930	17	7.988	82.00
20	68	E	Alessandro RIPAMONTI		Wainer	1:26.797	17	8.855	81.18
21	22	B	Justin FLEMING		Elva 100	1:27.337	17	9.395	80.67
22	81	D	Steve FUTTER		Lotus 20	1:27.456	17	9.514	80.56
23	37	C	James OWEN		Elva 200	1:28.301	16	10.359	79.79
24	8	B	Tony STEELE		Lola Mk2	1:31.771	10	13.829	76.78
25	6	B	Bob BIRRELL		Lola Mk2	1:32.326	16	14.384	76.32
26	43	C	Jon GROSS		Envoy Mk1	1:32.594	16	14.652	76.09
27	166	A	Daniele SALODINI		Taraschi	1:32.660	13	14.718	76.04
28	47	C	Richard UTLEY		Caravelle Mk1	1:33.442	16	15.500	75.40
29	18	B	Stephen BULLING		Sadler	1:36.549	15	18.607	72.98
30	46	C	Carlo DEL CONTE		Wainer	1:36.602	15	18.660	72.94
31	19	A	Jan BIEKENS		Stanguellini	1:40.390	14	22.448	70.18
32	9	B	John CHISHOLM		Gemini Mk2	7:09.209	4	5:51.267	16.41
33	16	A	Guido DI EGIDIO		Stanguellini	17:31.920	2	16:13.978	6.69

Car 14 - No working transponder
Weather/Track: Sun/Dry

Donington Park
Circuit Length = 1.9573 miles.
Start: 10:50 End: 11:15

Clerk of the Course:

Timekeeper:

FIA Lurani Trophy Race 1

QUALIFYING - RESULT - RACE 4 - Donington Park - 30 April/1 May 2011

POS	NO	CL	DRIVER	NAT	CAR	TIME	LAPS	GAP	KPH
1	65	E	Edwin JOWSEY		Lotus 22	1:17.942	15		100.22
2	48	D	Callum MCLEOD		Caravelle Mk2	1:18.425	14	0.483	99.61
3	99	E	Pierre TONETTI		Brabham BT6	1:19.629	8	1.687	98.10
4	168	E	James MURRAY		Lola Mk5A	1:19.662	17	1.720	98.06
5	54	E	John FYDA		Lotus 22	1:19.803	16	1.861	97.89
6	59	E	Robin LONGDON		Lola Mk5	1:20.950	18	3.008	96.50
7	53	E	Philipp BUHOFFER		Lola Mk5A	1:21.204	16	3.262	96.20
8	93	D	Chris CHILCOTT		Lotus 20	1:21.515	15	3.573	95.83
9	69	E	Stuart ROACH		Alexis Mk4	1:21.924	18	3.982	95.35
10	170	E	Christian TRABER		Lotus 22	1:22.291	17	4.349	94.93
11	58	E	Richard SMEETON		Wainer	1:22.337	18	4.395	94.87
12	11	B	Brian MITCHAM		U2 Mk2	1:22.895	14	4.953	94.24
13	1	C	John DELANE		Lotus 18	1:23.657	18	5.715	93.38
14	52	E	Patrizia SBARDOLINI		Merlyn MK5	1:23.860	17	5.918	93.15
15	14	C	Crispian BESLEY Res1		Cooper T56	1:24.148	12	6.206	92.83
16	66	D	Alex MORTON		Ausper T3	1:24.732	17	6.790	92.19
17	72	E	John DOWSON		Brabham BT2	1:24.855	17	6.913	92.06
18	70	E	Christian CANE		Lotus 22	1:25.596	16	7.654	91.26
19	25	B	Andrew TART		Bond	1:25.930	17	7.988	90.91
20	68	E	Alessandro RIPAMONTI		Wainer	1:26.797	17	8.855	90.00
21	22	B	Justin FLEMING		Elva 100	1:27.337	17	9.395	89.44
22	81	D	Steve FUTTER		Lotus 20	1:27.456	17	9.514	89.32
23	37	C	James OWEN		Elva 200	1:28.301	16	10.359	88.47
24	8	B	Tony STEELE		Lola Mk2	1:31.771	10	13.829	85.12
25	6	B	Bob BIRRELL		Lola Mk2	1:32.326	16	14.384	84.61
26	43	C	Jon GROSS		Envoy Mk1	1:32.594	16	14.652	84.36
27	166	A	Daniele SALODINI		Taraschi	1:32.660	13	14.718	84.30
28	47	C	Richard UTLEY		Caravelle Mk1	1:33.442	16	15.500	83.60
29	18	B	Stephen BULLING		Sadler	1:36.549	15	18.607	80.91
30	46	C	Carlo DEL CONTE		Wainer	1:36.602	15	18.660	80.86
31	19	A	Jan BIEKENS		Stanguellini	1:40.390	14	22.448	77.81
32	9	B	John CHISHOLM		Gemini Mk2	7:09.209	4	5:51.267	18.20
33	16	A	Guido DI EGIDIO		Stanguellini	17:31.920	2	16:13.978	7.42

Car 14 - No working transponder
Weather/Track: Sun/Dry

Donington Park
Circuit Length = 1.9573 km.
Start: 10:50 End: 11:15

Clerk of the Course:

Timekeeper:

FIA Lurani Trophy Race 1

QUALIFYING LAP ANALYSIS - RACE 4 - Donington Park - 30 April/1 May 2011

1	John DELANE	Lotus 18	
1 - X:00.000	6 - 1:27.445	11 - 1:28.476	16 - 1:27.248
2 - 1:30.281	7 - 1:27.232	12 - 1:26.246	17 - 1:23.961
3 - 1:27.606	8 - 1:25.387	13 - 1:26.796	18 - 1:23.657
4 - 1:27.045	9 - 1:25.754	14 - 1:25.037	
5 - 1:26.836	10 - 1:28.582	15 - 1:27.050	
6	Bob BIRRELL	Lola Mk2	
1 - X:00.000	6 - 1:35.189	11 - 1:33.631	16 - 1:41.781
2 - 1:37.232	7 - 1:34.160	12 - 1:35.436	
3 - 1:34.901	8 - 1:33.019	13 - 1:33.608	
4 - 1:37.813	9 - 1:32.326	14 - 1:32.725	
5 - 1:38.127	10 - 1:34.856	15 - 1:36.131	
8	Tony STEELE	Lola Mk2	
1 - X:00.000	6 - 1:35.004		
2 - 1:31.837	7 - 1:39.212P		
3 - 1:35.806	8 - X:00.000		
4 - 1:37.810	9 - 1:34.790		
5 - 1:37.810	10 - 1:31.771		
9	John CHISHOLM	Gemini Mk2	
1 - X:00.000			
2 - 1:42.476P			
3 - 7:09.209			
4 - 2:11.327P			
11	Brian MITCHAM	U2 Mk2	
1 - X:00.000	6 - 1:24.403	11 - 1:22.895	
2 - 1:25.813	7 - 1:24.896	12 - 1:24.668	
3 - 1:24.693	8 - 1:23.543	13 - 1:23.562	
4 - 1:24.383	9 - 1:25.469	14 - 1:38.261P	
5 - 1:24.975	10 - 1:24.429		
14	Crispian BESLEY Res1	Cooper T56	
1 - X:00.000	6 - 1:25.019	11 - 1:24.515	
2 - X:00.000	7 - 1:24.434	12 - 1:25.525	
3 -	8 - 1:25.766		
4 - 2:52.736	9 - 1:24.825		
5 - 1:24.148	10 - 1:24.290		

Weather/Track: Sun/Dry

www.mstworld.com

Page 1 of 6

Donington Park
Circuit Length = 1.9573 miles.
Start: 10:50 End: 11:15

Printed - 11:18 Saturday, 30 April 2011

FIA Lurani Trophy Race 1

QUALIFYING LAP ANALYSIS - RACE 4 - Donington Park - 30 April/1 May 2011

(contd.)

16	Guido DI EGIDIO	Stanguellini
1 - X:00.000 2 - 2:19.132P		
18	Stephen BULLING	Sadler
1 - X:00.000 6 - 1:38.582 11 - 1:41.105 2 - 1:38.551 7 - 1:41.974 12 - 1:42.297 3 - 1:40.501 8 - 1:42.210 13 - 1:40.530 4 - 1:36.549 9 - 1:42.086 14 - 1:40.776 5 - 1:41.310 10 - 1:44.461 15 - 1:44.327		
19	Jan BIEKENS	Stanguellini
1 - X:00.000 6 - 1:47.408 11 - 1:44.513 2 - 1:47.417 7 - 1:42.677 12 - 1:40.390 3 - 1:44.447 8 - 1:43.442 13 - 1:46.284 4 - 1:43.922 9 - 1:44.206 14 - 1:54.878P 5 - 1:44.298 10 - 1:42.043		
22	Justin FLEMING	Elva 100
1 - X:00.000 6 - 1:27.802 11 - 1:27.337 16 - 1:31.094 2 - 1:33.026 7 - 1:31.168 12 - 1:32.356 17 - 1:27.506 3 - 1:33.121 8 - 1:28.744 13 - 1:27.926 4 - 1:35.089 9 - 1:28.165 14 - 1:28.725 5 - 1:29.255 10 - 1:33.326 15 - 1:30.585		
25	Andrew TART	Bond
1 - X:00.000 6 - 1:27.610 11 - 1:26.364 16 - 1:27.504 2 - 1:28.458 7 - 1:29.002 12 - 1:38.052 17 - 1:25.930 3 - 1:27.763 8 - 1:26.285 13 - 1:28.141 4 - 1:26.842 9 - 1:26.609 14 - 1:27.049 5 - 1:26.476 10 - 1:26.031 15 - 1:26.187		
37	James OWEN	Elva 200
1 - X:00.000 6 - 1:31.560 11 - 1:39.454 16 - 1:28.301 2 - 1:34.364 7 - 1:29.244 12 - 1:29.880 3 - 1:32.381 8 - 1:32.024 13 - 1:28.758 4 - 1:34.838 9 - 1:29.213 14 - 1:31.985 5 - 1:33.293 10 - 1:28.719 15 - 1:29.601		

Weather/Track: Sun/Dry

www.mstworld.com

Page 2 of 6

Donington Park
 Circuit Length = 1.9573 miles.
 Start: 10:50 End: 11:15

Printed - 11:18 Saturday, 30 April 2011

FIA Lurani Trophy Race 1

QUALIFYING LAP ANALYSIS - RACE 4 - Donington Park - 30 April/1 May 2011

(contd.)

43	Jon GROSS	Envoy Mk1					
1 -	X:00.000	6 -	1:33.296	11 -	1:32.594	16 -	1:55.444P
2 -	1:35.672	7 -	1:33.724	12 -	1:36.789		
3 -	1:47.531	8 -	1:46.899	13 -	1:51.800		
4 -	1:33.827	9 -	1:38.311	14 -	1:35.557		
5 -	1:33.495	10 -	1:35.763	15 -	1:32.648		
46	Carlo DEL CONTE	Wainer					
1 -	X:00.000	6 -	1:37.910	11 -	1:37.521		
2 -	1:42.996	7 -	1:36.902	12 -	1:36.602		
3 -	1:40.902	8 -	1:37.884	13 -	1:38.676		
4 -	1:38.649	9 -	1:39.353	14 -	1:37.027		
5 -	1:38.659	10 -	1:37.107	15 -	1:36.999		
47	Richard UTLEY	Caravelle Mk1					
1 -	X:00.000	6 -	1:39.081	11 -	1:35.572	16 -	1:36.660
2 -	1:42.446	7 -	1:35.639	12 -	1:36.208		
3 -	1:35.742	8 -	1:35.320	13 -	1:36.528		
4 -	1:37.816	9 -	1:35.909	14 -	1:36.575		
5 -	1:37.125	10 -	1:35.456	15 -	1:33.442		
48	Callum MCLEOD	Caravelle Mk2					
1 -	X:00.000	6 -	1:19.748	11 -	1:18.693		
2 -	1:26.946	7 -	1:29.460P	12 -	1:18.425		
3 -	1:20.887	8 -	5:20.483	13 -	1:40.345		
4 -	1:20.511	9 -	1:19.139	14 -	1:31.636P		
5 -	1:20.967	10 -	1:19.192				
52	Patrizia SBARDOLINI	Merlyn MK5					
1 -	X:00.000	6 -	1:27.834	11 -	1:27.526	16 -	1:23.860
2 -	1:35.801	7 -	1:31.628	12 -	1:26.298	17 -	1:24.374
3 -	1:28.899	8 -	1:27.674	13 -	1:26.345		
4 -	1:28.743	9 -	1:26.614	14 -	1:27.294		
5 -	1:28.552	10 -	1:37.909	15 -	1:26.145		
53	Philipp BUHOFER	Lola Mk5A					
1 -	X:00.000	6 -	1:21.204	11 -	1:21.722	16 -	1:29.473P
2 -	1:24.892	7 -	1:21.474	12 -	1:35.848P		
3 -	1:23.294	8 -	1:21.365	13 -	2:07.419P		
4 -	1:23.459	9 -	1:31.089P	14 -	1:38.640		
5 -	1:22.146	10 -	2:38.069	15 -	1:21.356		

Weather/Track: Sun/Dry

www.mstworld.com

Page 3 of 6

Donington Park
Circuit Length = 1.9573 miles.
Start: 10:50 End: 11:15

Printed - 11:18 Saturday, 30 April 2011

FIA Lurani Trophy Race 1

QUALIFYING LAP ANALYSIS - RACE 4 - Donington Park - 30 April/1 May 2011

(contd.)

54	John FYDA	Lotus 22			
1 - X:00.000	6 - 1:21.802	11 - 1:21.041	16 - 1:28.812P		
2 - 1:26.313	7 - 1:22.447	12 - 1:19.803			
3 - 1:23.791	8 - 1:20.417	13 - 1:20.695			
4 - 1:22.343	9 - 1:24.397	14 - 1:22.052			
5 - 1:22.340	10 - 1:21.980	15 - 1:22.549			
58	Richard SMEETON	Wainer			
1 - X:00.000	6 - 1:22.609	11 - 1:22.403	16 - 1:22.776		
2 - 1:26.528	7 - 1:23.070	12 - 1:24.102	17 - 1:23.195		
3 - 1:25.294	8 - 1:24.549	13 - 1:22.337	18 - 1:23.760		
4 - 1:24.946	9 - 1:22.630	14 - 1:25.308			
5 - 1:23.555	10 - 1:23.341	15 - 1:23.280			
59	Robin LONGDON	Lola Mk5			
1 - X:00.000	6 - 1:20.950	11 - 1:24.035	16 - 1:24.260		
2 - 1:23.995	7 - 1:22.669	12 - 1:21.483	17 - 1:22.558		
3 - 1:23.033	8 - 1:24.337	13 - 1:25.282	18 - 1:22.158		
4 - 1:22.903	9 - 1:23.154	14 - 1:24.024			
5 - 1:22.873	10 - 1:22.554	15 - 1:22.661			
65	Edwin JOWSEY	Lotus 22			
1 - X:00.000	6 - 3:36.403	11 - 1:18.822			
2 - 1:19.658	7 - 1:19.675	12 - 1:17.942			
3 - 1:20.658	8 - 1:22.593	13 - 1:21.638			
4 - 1:19.549	9 - 1:20.681	14 - 1:22.420			
5 - 1:28.201P	10 - 1:18.944	15 - 1:32.476P			
66	Alex MORTON	Ausper T3			
1 - X:00.000	6 - 1:27.370	11 - 1:28.081	16 - 1:25.154		
2 - 1:29.705	7 - 1:27.393	12 - 1:25.906	17 - 1:24.732		
3 - 1:30.027	8 - 1:26.890	13 - 1:27.895			
4 - 1:30.350	9 - 1:25.365	14 - 1:27.181			
5 - 1:27.064	10 - 1:28.095	15 - 1:26.688			
68	Alessandro RIPAMONTI	Wainer			
1 - X:00.000	6 - 1:31.679	11 - 1:31.197	16 - 1:27.211		
2 - 1:35.225	7 - 1:29.993	12 - 1:29.710	17 - 1:26.797		
3 - 1:30.704	8 - 1:32.096	13 - 1:31.489			
4 - 1:44.211	9 - 1:30.848	14 - 1:28.451			
5 - 1:31.951	10 - 1:30.761	15 - 1:28.031			

Weather/Track: Sun/Dry

www.mstworld.com

Page 4 of 6

Donington Park
Circuit Length = 1.9573 miles.
Start: 10:50 End: 11:15

Printed - 11:18 Saturday, 30 April 2011

FIA Lurani Trophy Race 1

QUALIFYING LAP ANALYSIS - RACE 4 - Donington Park - 30 April/1 May 2011

(contd.)

69	Stuart ROACH	Alexis Mk4		
1 - X:00.000	6 - 1:23.624	11 - 1:22.440	16 - 1:22.032	
2 - 1:30.250	7 - 1:24.996	12 - 1:21.924	17 - 1:23.469	
3 - 1:24.939	8 - 1:22.674	13 - 1:22.522	18 - 1:22.865	
4 - 1:26.103	9 - 1:23.086	14 - 1:23.287		
5 - 1:23.411	10 - 1:23.157	15 - 1:22.498		
70	Christian CANE	Lotus 22		
1 - X:00.000	6 - 1:27.197	11 - 1:26.572	16 - 1:33.334P	
2 - 1:31.988	7 - 1:28.793	12 - 1:26.709		
3 - 1:29.285	8 - 1:27.657	13 - 1:27.467		
4 - 1:28.700	9 - 1:26.330	14 - 1:25.596		
5 - 1:28.769	10 - 1:26.572	15 - 1:27.089		
72	John DOWSON	Brabham BT2		
1 - X:00.000	6 - 1:27.615	11 - 1:25.892	16 - 1:24.855	
2 - 1:34.697	7 - 1:25.982	12 - 1:27.888	17 - 1:25.213	
3 - 1:28.391	8 - 1:30.235	13 - 1:29.636		
4 - 1:28.337	9 - 1:28.616	14 - 1:26.952		
5 - 1:27.878	10 - 1:28.547	15 - 1:29.886		
81	Steve FUTTER	Lotus 20		
1 - X:00.000	6 - 1:27.456	11 - 1:28.694	16 - 1:29.825	
2 - 1:30.732	7 - 1:31.526	12 - 1:30.714	17 - 1:31.324	
3 - 1:29.402	8 - 1:29.306	13 - 1:28.614		
4 - 1:31.253	9 - 1:27.903	14 - 1:30.105		
5 - 1:29.161	10 - 1:28.424	15 - 1:29.937		
93	Chris CHILCOTT	Lotus 20		
1 - X:00.000	6 - 1:22.547	11 - 1:24.536		
2 - 1:27.931	7 - 1:22.775	12 - 1:22.999		
3 - 1:24.547	8 - 1:22.895	13 - 1:22.159		
4 - 1:23.280	9 - 1:22.008	14 - 1:21.705		
5 - 1:21.930	10 - 1:21.515	15 - 2:03.551P		
99	Pierre TONETTI	Brabham BT6		
1 - X:00.000	6 - 1:20.321			
2 - 1:21.127	7 - 1:19.629			
3 - 1:31.465	8 - 1:22.605			
4 - 1:20.715				
5 - 1:20.134				

Weather/Track: Sun/Dry

www.mstworld.com

Page 5 of 6

Donington Park
Circuit Length = 1.9573 miles.
Start: 10:50 End: 11:15

Printed - 11:18 Saturday, 30 April 2011

FIA Lurani Trophy Race 1

QUALIFYING LAP ANALYSIS - RACE 4 - Donington Park - 30 April/1 May 2011

(contd.)

166	Daniele SALODINI	Taraschi	
1 - X:00.000	6 - 1:37.096	11 - 1:53.480	
2 - 1:39.635	7 - 1:39.377	12 - 1:33.870	
3 - 1:51.417	8 - 1:32.660	13 - 2:15.766P	
4 - 1:35.708	9 - 1:49.462		
5 - 1:34.064	10 - 2:21.311		
168	James MURRAY	Lola Mk5A	
1 - X:00.000	6 - 1:20.140	11 - 1:20.486	16 - 1:21.887
2 - 1:23.488	7 - 1:22.319	12 - 1:19.662	17 - 1:27.214P
3 - 1:22.390	8 - 1:21.797	13 - 1:19.701	
4 - 1:20.515	9 - 1:20.755	14 - 1:21.090	
5 - 1:20.076	10 - 1:21.264	15 - 1:20.822	
170	Christian TRABER	Lotus 22	
1 - X:00.000	6 - 1:25.025	11 - 1:23.729	16 - 1:22.859
2 - 1:29.636	7 - 1:26.804	12 - 1:23.289	17 - 1:22.768
3 - 1:30.291	8 - 1:23.818	13 - 1:23.520	
4 - 1:37.608	9 - 1:24.375	14 - 1:22.291	
5 - 1:29.656	10 - 1:26.726	15 - 1:24.982	

Weather/Track: Sun/Dry

www.mstworld.com

Page 6 of 6

Donington Park
Circuit Length = 1.9573 miles.
Start: 10:50 End: 11:15

Printed - 11:18 Saturday, 30 April 2011

FIA Lurani Trophy Race 1

GRID FOR RACE 4 - Donington Park - 30 April/1 May 2011

ROW 16	9	CHISHOLM	16	DI EGIDIO
ROW 15	46	DEL CONTE	19	BIEKENS
ROW 14	47	UTLEY	18	BULLING
ROW 13	43	GROSS	166	SALODINI
ROW 12	8	STEELE	6	BIRRELL
ROW 11	81	FUTTER	37	OWEN
ROW 10	68	RIPAMONTI	22	FLEMING
ROW 9	70	CANE	25	TART
ROW 8	66	MORTON	72	DOWSON
ROW 7	1	DELANE	52	SBARDOLINI
ROW 6	58	SMEETON	11	MITCHAM
ROW 5	69	ROACH	170	TRABER
ROW 4	53	BUHOFER	93	CHILCOTT
ROW 3	54	FYDA	59	LONGDON
ROW 2	99	TONETTI	168	MURRAY
ROW 1	65	JOWSEY	48	MCLEOD
		POLE		

Car 14 - Reserve
Weather/Track: Sun/Dry

Donington Park
Circuit Length = 1.9573 km.
Start: 10:50 End: 11:15


Clerk of the Course:

Timekeeper:

FIA Lurani Trophy Race 2

GRID FOR RACE 7 - Donington Park - 30 April/1 May 2011

ROW 16	9	CHISHOLM	16	DI EGIDIO
ROW 15	46	DEL CONTE	19	BIEKENS
ROW 14	47	UTLEY	18	BULLING
ROW 13	43	GROSS	166	SALODINI
ROW 12	8	STEELE	6	BIRRELL
ROW 11	81	FUTTER	37	OWEN
ROW 10	25	TART	22	FLEMING
ROW 9	72	DOWSON	70	CANE
ROW 8	14	BESLEY	66	MORTON
ROW 7	1	DELANE	52	SBARDOLINI
ROW 6	58	SMEETON	11	MITCHAM
ROW 5	69	ROACH	170	TRABER
ROW 4	53	BUHOFER	93	CHILCOTT
ROW 3	54	FYDA	59	LONGDON
ROW 2	99	TONETTI	168	MURRAY
ROW 1	65	JOWSEY	48	MCLEOD
		POLE		



Weather/Track: Sun/Dry

Donington Park
Circuit Length = 1.9573 km.
Start: 10:50 End: 11:15

Clerk of the Course:		Timekeeper:
----------------------	--	-------------

FIA Lurani Trophy Race 1

RACE 4 - PROVISIONAL CLASSIFICATION - Donington Park - 30 April/1 May 2011

POS	NO	CL	DRIVER	NAT	CAR	TIME	LAPS	GAP	MPH	BEST
1	48	D	Callum MCLEOD		Caravelle Mk2	25:43.643	19		86.65	1:19.849
2	99	E	Pierre TONETTI		Brabham BT6	25:57.163	19	13.520	85.90	1:20.932
3	168	E	James MURRAY		Lola Mk5A	25:58.918	19	15.275	85.80	1:20.465
4	54	E	John FYDA		Lotus 22	26:09.516	19	25.873	85.22	1:21.153
5	69	E	Stuart ROACH		Alexis Mk4	26:15.798	19	32.155	84.88	1:21.509
6	93	D	Chris CHILCOTT		Lotus 20	26:21.379	19	37.736	84.58	1:22.256
7	59	E	Robin LONGDON		Lola Mk5	26:23.136	19	39.493	84.49	1:22.123
8	170	E	Christian TRABER		Lotus 22	26:40.503	19	56.860	83.57	1:22.832
9	58	E	Richard SMEETON		Wainer	27:02.617	19	1:18.974	82.43	1:22.675
10	52	E	Patrizia SBARDOLINI		Merlyn MK5	26:27.634	18	1 LAP	79.81	1:26.187
11	1	C	John DELANE		Lotus 18	26:37.420	18	1 LAP	79.32	1:26.002
12	70	E	Christian CANE		Lotus 22	26:39.029	18	1 LAP	79.24	1:27.136
13	25	B	Andrew TART		Bond	26:48.421	18	1 LAP	78.78	1:27.396
14	81	D	Steve FUTTER		Lotus 20	27:08.669	18	1 LAP	77.80	1:26.966
15	22	B	Justin FLEMING		Elva 100	27:11.366	18	1 LAP	77.67	1:28.618
16	8	B	Tony STEELE		Lola Mk2	26:55.277	17	2 LAPS	74.09	1:32.134
17	47	C	Richard UTLEY		Caravelle Mk1	25:53.880	16	3 LAPS	72.48	1:33.118
18	43	C	Jon GROSS		Envoy Mk1	25:54.453	16	3 LAPS	72.45	1:34.148
19	6	B	Bob BIRRELL		Lola Mk2	25:54.471	16	3 LAPS	72.45	1:34.201
20	19	A	Jan BIEKENS		Stanguellini	26:02.951	16	3 LAPS	72.06	1:34.571
21	16	A	Guido DI EGIDIO		Stanguellini	26:05.772	16	3 LAPS	71.93	1:35.434
22	46	C	Carlo DEL CONTE		Wainer	26:44.394	16	3 LAPS	70.20	1:38.441
23	9	B	John CHISHOLM		Gemini Mk2	27:01.750	16	3 LAPS	69.44	1:27.559
24	18	B	Stephen BULLING		Sadler	25:59.591	15	4 LAPS	67.69	1:41.464
25	72	E	John DOWSON		Brabham BT2	20:53.577	14	5 LAPS	78.60	1:25.918
26	65	E	Edwin JOWSEY		Lotus 22	17:50.972	13	6 LAPS	85.42	1:20.168
27	68	E	Alessandro RIPAMONTI		Wainer	17:48.617	11	8 LAPS	72.42	1:30.371
28	11	B	Brian MITCHAM		U2 Mk2	14:26.014	10	9 LAPS	81.23	1:24.946
29	66	D	Alex MORTON		Ausper T3	10:21.291	7	12 LAPS	79.21	1:26.779
30	53	E	Philipp BUHOFER		Lola Mk5A	5:48.979	4	15 LAPS	80.44	1:21.426
31	37	C	James OWEN		Elva 200	1:57.239	1	18 LAPS	59.15	
32	166	A	Daniele SALODINI		Taraschi	2:42.489	1	18 LAPS	42.67	

FASTEST LAP

48	D	Callum MCLEOD	Caravelle Mk2	1:19.849	8	88.24mph	142.01kph
65	E	Edwin JOWSEY	Lotus 22	1:20.168	4	87.89mph	141.45kph
11	B	Brian MITCHAM	U2 Mk2	1:24.946	2	82.95mph	133.49kph
1	C	John DELANE	Lotus 18	1:26.002	6	81.93mph	131.85kph
19	A	Jan BIEKENS	Stanguellini	1:34.571	13	74.50mph	119.90kph

Weather/Track: Sun/Dry

Donington Park
Circuit Length = 1.9573 miles.
Start: 18:15 End: 18:41

Clerk of the Course:	Timekeeper:
----------------------	-------------

FIA Lurani Trophy Race 1

RACE 4 - CLASSIFICATION - RESULT - Donington Park - 30 April/1 May 2011

POS	NO	CL	DRIVER	NAT	CAR	TIME	LAPS	GAP	KPH	BEST
1	48	D	Callum MCLEOD		Caravelle Mk2	25:43.643	19		96.15	1:19.849
2	99	E	Pierre TONETTI		Brabham BT6	25:57.163	19	13.520	95.32	1:20.932
3	168	E	James MURRAY		Lola Mk5A	25:58.918	19	15.275	95.21	1:20.465
4	54	E	John FYDA		Lotus 22	26:09.516	19	25.873	94.56	1:21.153
5	69	E	Stuart ROACH		Alexis Mk4	26:15.798	19	32.155	94.19	1:21.509
6	93	D	Chris CHILCOTT		Lotus 20	26:21.379	19	37.736	93.86	1:22.256
7	59	E	Robin LONGDON		Lola Mk5	26:23.136	19	39.493	93.75	1:22.123
8	170	E	Christian TRABER		Lotus 22	26:40.503	19	56.860	92.73	1:22.832
9	58	E	Richard SMEETON		Wainer	27:02.617	19	1:18.974	91.47	1:22.675
10	52	E	Patrizia SBARDOLINI		Merlyn MK5	26:27.634	18	1 LAP	88.57	1:26.187
11	1	C	John DELANE		Lotus 18	26:37.420	18	1 LAP	88.02	1:26.002
12	70	E	Christian CANE		Lotus 22	26:39.029	18	1 LAP	87.93	1:27.136
13	25	B	Andrew TART		Bond	26:48.421	18	1 LAP	87.42	1:27.396
14	81	D	Steve FUTTER		Lotus 20	27:08.669	18	1 LAP	86.33	1:26.966
15	22	B	Justin FLEMING		Elva 100	27:11.366	18	1 LAP	86.19	1:28.618
16	8	B	Tony STEELE		Lola Mk2	26:55.277	17	2 LAPS	82.21	1:32.134
17	47	C	Richard UTLEY		Caravelle Mk1	25:53.880	16	3 LAPS	80.43	1:33.118
18	43	C	Jon GROSS		Envoy Mk1	25:54.453	16	3 LAPS	80.40	1:34.148
19	6	B	Bob BIRRELL		Lola Mk2	25:54.471	16	3 LAPS	80.40	1:34.201
20	19	A	Jan BIEKENS		Stanguellini	26:02.951	16	3 LAPS	79.97	1:34.571
21	16	A	Guido DI EGIDIO		Stanguellini	26:05.772	16	3 LAPS	79.82	1:35.434
22	46	C	Carlo DEL CONTE		Wainer	26:44.394	16	3 LAPS	77.90	1:38.441
23	9	B	John CHISHOLM		Gemini Mk2	27:01.750	16	3 LAPS	77.07	1:27.559
24	18	B	Stephen BULLING		Sadler	25:59.591	15	4 LAPS	75.13	1:41.464
25	72	E	John DOWSON		Brabham BT2	20:53.577	14	5 LAPS	87.24	1:25.918
26	65	E	Edwin JOWSEY		Lotus 22	17:50.972	13	6 LAPS	94.82	1:20.168
27	68	E	Alessandro RIPAMONTI		Wainer	17:48.617	11	8 LAPS	80.41	1:30.371
28	11	B	Brian MITCHAM		U2 Mk2	14:26.014	10	9 LAPS	90.20	1:24.946
29	66	D	Alex MORTON		Ausper T3	10:21.291	7	12 LAPS	88.01	1:26.779
30	53	E	Philipp BUHOFER		Lola Mk5A	5:48.979	4	15 LAPS	89.54	1:21.426
31	37	C	James OWEN		Elva 200	1:57.239	1	18 LAPS	66.63	
32	166	A	Daniele SALODINI		Taraschi	2:42.489	1	18 LAPS	48.07	

FASTEST LAP

48	D	Callum MCLEOD	Caravelle Mk2	1:19.849	8	97.83kph	60.79mph
65	E	Edwin JOWSEY	Lotus 22	1:20.168	4	97.44kph	60.55mph
11	B	Brian MITCHAM	U2 Mk2	1:24.946	2	91.96kph	57.14mph
1	C	John DELANE	Lotus 18	1:26.002	6	90.83kph	56.44mph
19	A	Jan BIEKENS	Stanguellini	1:34.571	13	82.60kph	51.32mph

Weather/Track: Sun/Dry

Donington Park
Circuit Length = 1.9573 km.
Start: 18:15 End: 18:41

Clerk of the Course:	Timekeeper:
----------------------	-------------

FIA Lurani Trophy Race 1

RACE 4 - LAP ANALYSIS - Donington Park - 30 April/1 May 2011

1	John DELANE	Lotus 18	
1 - 1:37.747	6 - 1:26.002	11 - 1:29.291	16 - 1:28.877
2 - 1:28.705	7 - 1:26.163	12 - 1:28.677	17 - 1:27.612
3 - 1:27.922	8 - 1:27.257	13 - 1:27.320	18 - 1:27.271
4 - 1:28.168	9 - 1:28.444	14 - 1:28.668	
5 - 1:28.738	10 - 1:32.672	15 - 1:27.886	
6	Bob BIRRELL	Lola Mk2	
1 - 1:46.943	6 - 1:37.669	11 - 1:41.385	16 - 1:35.850
2 - 1:34.201	7 - 1:37.850	12 - 1:36.942	
3 - 1:35.536	8 - 1:35.833	13 - 1:35.454	
4 - 1:35.743	9 - 1:34.439	14 - 1:39.513	
5 - 1:36.945	10 - 1:35.233	15 - 1:34.935	
8	Tony STEELE	Lola Mk2	
1 - 1:45.104	6 - 1:34.112	11 - 1:33.205	16 - 1:33.423
2 - 1:32.960	7 - 1:34.854	12 - 1:32.398	17 - 1:32.745
3 - 1:32.134	8 - 1:35.418	13 - 1:33.388	
4 - 1:33.193	9 - 1:32.785	14 - 1:47.370	
5 - 1:33.578	10 - 1:32.417	15 - 1:36.193	
9	John CHISHOLM	Gemini Mk2	
1 - 1:44.401	6 - 1:27.742	11 - 1:30.754	16 - 1:28.009
2 - 1:30.476	7 - 1:40.315P	12 - 1:28.902	
3 - 1:29.082	8 - 4:14.476	13 - 1:29.020	
4 - 1:29.778	9 - 1:31.339	14 - 1:31.595	
5 - 1:28.882	10 - 1:29.420	15 - 1:27.559	
11	Brian MITCHAM	U2 Mk2	
1 - 1:32.866	6 - 1:25.016		
2 - 1:24.946	7 - 1:25.898		
3 - 1:25.662	8 - 1:26.026		
4 - 1:25.067	9 - 1:26.332		
5 - 1:25.951	10 - 1:28.250		
16	Guido DI EGIDIO	Stanguellini	
1 - 1:51.053	6 - 1:37.020	11 - 1:37.032	16 - 1:36.798
2 - 1:39.929	7 - 1:35.900	12 - 1:36.902	
3 - 1:37.729	8 - 1:35.434	13 - 1:36.852	
4 - 1:37.437	9 - 1:35.580	14 - 1:35.764	
5 - 1:38.364	10 - 1:36.575	15 - 1:37.403	

Weather/Track: Sun/Dry

www.mstworld.com

Page 1 of 6

Donington Park
Circuit Length = 1.9573 miles.
Start: 18:15 End: 18:41

Printed - 18:44 Saturday, 30 April 2011

FIA Lurani Trophy Race 1

RACE 4 - LAP ANALYSIS - Donington Park - 30 April/1 May 2011

(contd.)

18	Stephen BULLING	Sadler	
1 - 1:52.755	6 - 1:43.784	11 - 1:41.922	
2 - 1:42.889	7 - 1:42.701	12 - 1:45.826	
3 - 1:42.114	8 - 1:45.435	13 - 1:43.245	
4 - 1:43.435	9 - 1:41.633	14 - 1:45.025	
5 - 1:42.435	10 - 1:41.464	15 - 1:44.928	
19	Jan BIEKENS	Stanguellini	
1 - 1:52.889	6 - 1:37.844	11 - 1:35.170	16 - 1:38.153
2 - 1:37.171	7 - 1:35.838	12 - 1:38.134	
3 - 1:36.712	8 - 1:34.768	13 - 1:34.571	
4 - 1:37.304	9 - 1:35.826	14 - 1:36.805	
5 - 1:38.271	10 - 1:37.389	15 - 1:36.106	
22	Justin FLEMING	Elva 100	
1 - 1:39.037	6 - 1:28.618	11 - 1:31.259	16 - 1:32.235
2 - 1:31.024	7 - 1:29.049	12 - 1:29.849	17 - 1:31.491
3 - 1:30.173	8 - 1:30.270	13 - 1:29.471	18 - 1:29.528
4 - 1:29.842	9 - 1:29.703	14 - 1:29.914	
5 - 1:29.264	10 - 1:29.930	15 - 1:30.709	
25	Andrew TART	Bond	
1 - 1:40.441	6 - 1:28.186	11 - 1:29.188	16 - 1:29.678
2 - 1:28.819	7 - 1:27.915	12 - 1:28.880	17 - 1:28.673
3 - 1:27.474	8 - 1:27.803	13 - 1:29.000	18 - 1:30.210
4 - 1:27.396	9 - 1:28.710	14 - 1:28.394	
5 - 1:29.202	10 - 1:28.637	15 - 1:29.815	
37	James OWEN	Elva 200	
1 - 1:57.239P			
43	Jon GROSS	Envoy Mk1	
1 - 1:45.681	6 - 1:34.148	11 - 1:41.297	16 - 1:37.857
2 - 1:34.778	7 - 1:36.112	12 - 1:36.548	
3 - 1:36.917	8 - 1:36.145	13 - 1:35.474	
4 - 1:35.936	9 - 1:36.046	14 - 1:37.415	
5 - 1:35.590	10 - 1:37.314	15 - 1:37.195	

Weather/Track: Sun/Dry

www.mstworld.com

Page 2 of 6

Donington Park
Circuit Length = 1.9573 miles.
Start: 18:15 End: 18:41

Printed - 18:44 Saturday, 30 April 2011

FIA Lurani Trophy Race 1

RACE 4 - LAP ANALYSIS - Donington Park - 30 April/1 May 2011

(contd.)

46	Carlo DEL CONTE				Wainer		
1 -	1:54.210	6 -	1:39.250	11 -	1:39.490	16 -	1:39.849
2 -	1:39.357	7 -	1:39.023	12 -	1:39.121		
3 -	1:38.667	8 -	1:41.007	13 -	1:38.661		
4 -	1:38.441	9 -	1:39.329	14 -	1:40.193		
5 -	1:39.040	10 -	1:39.206	15 -	1:39.550		
47	Richard UTLEY				Caravelle Mk1		
1 -	1:56.516	6 -	1:37.316	11 -	1:33.118	16 -	1:36.167
2 -	1:39.807	7 -	1:33.753	12 -	1:35.140		
3 -	1:38.660	8 -	1:33.924	13 -	1:33.754		
4 -	1:36.432	9 -	1:37.722	14 -	1:35.125		
5 -	1:39.205	10 -	1:33.367	15 -	1:33.874		
48	Callum MCLEOD				Caravelle Mk2		
1 -	1:24.816	6 -	1:21.194	11 -	1:21.132	16 -	1:20.850
2 -	1:20.903	7 -	1:20.235	12 -	1:20.193	17 -	1:21.270
3 -	1:20.364	8 -	1:19.849	13 -	1:21.724	18 -	1:23.987
4 -	1:20.166	9 -	1:21.560	14 -	1:20.196	19 -	1:22.805
5 -	1:21.136	10 -	1:20.645	15 -	1:20.618		
52	Patrizia SBARDOLINI				Merlyn MK5		
1 -	1:42.117	6 -	1:27.018	11 -	1:27.754	16 -	1:27.974
2 -	1:29.038	7 -	1:26.187	12 -	1:28.081	17 -	1:27.134
3 -	1:27.692	8 -	1:26.853	13 -	1:28.016	18 -	1:27.514
4 -	1:26.379	9 -	1:27.235	14 -	1:27.109		
5 -	1:26.921	10 -	1:27.902	15 -	1:26.710		
53	Philipp BUHOFER				Lola Mk5A		
1 -	1:40.664						
2 -	1:24.569						
3 -	1:22.320						
4 -	1:21.426						
54	John FYDA				Lotus 22		
1 -	1:28.219	6 -	1:24.676	11 -	1:21.934	16 -	1:22.255
2 -	1:21.840	7 -	1:22.400	12 -	1:23.741	17 -	1:23.179
3 -	1:21.630	8 -	1:21.204	13 -	1:23.160	18 -	1:21.750
4 -	1:21.499	9 -	1:21.153	14 -	1:22.018	19 -	1:21.991
5 -	1:22.446	10 -	1:22.255	15 -	1:22.166		

Weather/Track: Sun/Dry

www.mstworld.com

Page 3 of 6

Donington Park
Circuit Length = 1.9573 miles.
Start: 18:15 End: 18:41

Printed - 18:44 Saturday, 30 April 2011

FIA Lurani Trophy Race 1

RACE 4 - LAP ANALYSIS - Donington Park - 30 April/1 May 2011

(contd.)

58	Richard SMEETON	Wainer	
1 - 1:31.988	6 - 1:24.073	11 - 1:23.986	16 - 1:26.747
2 - 1:25.689	7 - 1:23.741	12 - 1:28.174	17 - 1:32.270
3 - 1:23.917	8 - 1:24.042	13 - 1:24.466	18 - 1:27.889
4 - 1:22.675	9 - 1:23.350	14 - 1:22.810	19 - 1:23.522
5 - 1:22.892	10 - 1:22.899	15 - 1:27.487	
59	Robin LONGDON	Lola Mk5	
1 - 1:29.479	6 - 1:23.315	11 - 1:22.714	16 - 1:22.123
2 - 1:23.060	7 - 1:22.626	12 - 1:23.561	17 - 1:23.218
3 - 1:22.554	8 - 1:22.649	13 - 1:23.072	18 - 1:22.948
4 - 1:23.771	9 - 1:22.448	14 - 1:24.678	19 - 1:22.607
5 - 1:22.128	10 - 1:22.877	15 - 1:23.308	
65	Edwin JOWSEY	Lotus 22	
1 - 1:24.489	6 - 1:21.063	11 - 1:21.156	
2 - 1:20.915	7 - 1:20.292	12 - 1:20.530	
3 - 1:20.328	8 - 1:20.685	13 - 1:38.729P	
4 - 1:20.168	9 - 1:20.657		
5 - 1:21.267	10 - 1:20.693		
66	Alex MORTON	Ausper T3	
1 - 1:34.630	6 - 1:27.261		
2 - 1:26.779	7 - 1:28.112		
3 - 1:28.254			
4 - 1:28.983			
5 - 1:27.272			
68	Alessandro RIPAMONTI	Wainer	
1 - 2:07.165	6 - 1:33.129	11 - 1:44.667P	
2 - 1:31.299	7 - 1:33.225		
3 - 1:35.474	8 - 1:31.151		
4 - 1:33.452	9 - 1:30.371		
5 - 1:36.088	10 - 1:32.596		
69	Stuart ROACH	Alexis Mk4	
1 - 1:30.353	6 - 1:23.403	11 - 1:21.680	16 - 1:22.226
2 - 1:23.498	7 - 1:22.489	12 - 1:23.340	17 - 1:23.353
3 - 1:22.329	8 - 1:22.291	13 - 1:22.343	18 - 1:22.228
4 - 1:22.288	9 - 1:21.973	14 - 1:23.362	19 - 1:21.509
5 - 1:22.047	10 - 1:22.151	15 - 1:22.935	

Weather/Track: Sun/Dry

www.mstworld.com

Page 4 of 6

Donington Park
Circuit Length = 1.9573 miles.
Start: 18:15 End: 18:41

Printed - 18:44 Saturday, 30 April 2011

FIA Lurani Trophy Race 1

RACE 4 - LAP ANALYSIS - Donington Park - 30 April/1 May 2011

(contd.)

70	Christian CANE	Lotus 22	
1 - 1:37.383	6 - 1:29.287	11 - 1:28.316	16 - 1:27.865
2 - 1:28.548	7 - 1:27.136	12 - 1:28.398	17 - 1:28.586
3 - 1:27.958	8 - 1:27.765	13 - 1:27.432	18 - 1:28.537
4 - 1:28.485	9 - 1:29.041	14 - 1:28.236	
5 - 1:29.655	10 - 1:28.584	15 - 1:27.817	
72	John DOWSON	Brabham BT2	
1 - 1:35.941	6 - 1:25.918	11 - 1:27.616	
2 - 1:27.002	7 - 1:26.516	12 - 1:27.665	
3 - 1:27.378	8 - 1:27.347	13 - 1:28.605	
4 - 1:27.028	9 - 1:28.188	14 - 1:50.173	
5 - 1:26.131	10 - 1:28.069		
81	Steve FUTTER	Lotus 20	
1 - 1:39.471	6 - 1:29.355	11 - 1:29.793	16 - 1:30.379
2 - 1:33.397	7 - 1:29.262	12 - 1:27.417	17 - 1:27.529
3 - 1:31.094	8 - 1:31.643	13 - 1:28.696	18 - 1:26.966
4 - 1:29.929	9 - 1:32.963	14 - 1:31.632	
5 - 1:30.066	10 - 1:28.809	15 - 1:30.268	
93	Chris CHILCOTT	Lotus 20	
1 - 1:29.582	6 - 1:23.057	11 - 1:22.579	16 - 1:22.256
2 - 1:23.292	7 - 1:24.051	12 - 1:22.339	17 - 1:22.361
3 - 1:23.141	8 - 1:23.242	13 - 1:22.331	18 - 1:22.346
4 - 1:23.028	9 - 1:22.643	14 - 1:24.574	19 - 1:22.628
5 - 1:22.308	10 - 1:22.767	15 - 1:22.854	
99	Pierre TONETTI	Brabham BT6	
1 - 1:26.963	6 - 1:24.133	11 - 1:21.191	16 - 1:21.984
2 - 1:21.563	7 - 1:21.493	12 - 1:21.717	17 - 1:22.050
3 - 1:21.660	8 - 1:21.122	13 - 1:21.368	18 - 1:21.079
4 - 1:22.119	9 - 1:21.146	14 - 1:20.932	19 - 1:21.339
5 - 1:21.846	10 - 1:21.530	15 - 1:21.928	
166	Daniele SALODINI	Taraschi	
1 - 2:42.489P			

Weather/Track: Sun/Dry

www.mstworld.com

Page 5 of 6

Donington Park
Circuit Length = 1.9573 miles.
Start: 18:15 End: 18:41

Printed - 18:44 Saturday, 30 April 2011

FIA Lurani Trophy Race 1

RACE 4 - LAP ANALYSIS - Donington Park - 30 April/1 May 2011

(contd.)

168	James MURRAY	Lola Mk5A					
1 -	1:26.866	6 -	1:24.913	11 -	1:20.767	16 -	1:20.465
2 -	1:22.402	7 -	1:21.403	12 -	1:21.559	17 -	1:21.956
3 -	1:21.474	8 -	1:21.089	13 -	1:23.018	18 -	1:21.364
4 -	1:21.800	9 -	1:20.526	14 -	1:20.672	19 -	1:22.042
5 -	1:22.412	10 -	1:21.585	15 -	1:22.605		
170	Christian TRABER	Lotus 22					
1 -	1:31.847	6 -	1:24.639	11 -	1:23.001	16 -	1:24.117
2 -	1:25.458	7 -	1:25.093	12 -	1:23.626	17 -	1:23.074
3 -	1:23.614	8 -	1:23.518	13 -	1:22.853	18 -	1:24.704
4 -	1:22.832	9 -	1:23.496	14 -	1:23.451	19 -	1:22.959
5 -	1:22.889	10 -	1:23.437	15 -	1:25.895		

Weather/Track: Sun/Dry

www.mstworld.com

Page 6 of 6

Donington Park
Circuit Length = 1.9573 miles.
Start: 18:15 End: 18:41

Printed - 18:44 Saturday, 30 April 2011

FIA Lurani Trophy Race 1

RACE 4 - LAP CHART - Donington Park - 30 April/1 May 2011

Lap 1			Lap 2			Lap 3			Lap 4			Lap 5		
No	Behind	Laptime	No	Behind	Laptime	No	Behind	Laptime	No	Behind	Laptime	No	Behind	Laptime
65		1:24.489	65		1:20.915	65		1:20.328	65		1:20.168	65		1:21.267
48	0.327	1:24.816	48	0.315	1:20.903	48	0.351	1:20.364	48	0.349	1:20.166	48	0.218	1:21.136
168	2.377	1:26.866	99	3.122	1:21.563	99	4.454	1:21.660	99	6.405	1:22.119	68	1 LAP	1:33.452
99	2.474	1:26.963	168	3.864	1:22.402	168	5.010	1:21.474	168	6.642	1:21.800	46	1 LAP	1:38.441
54	3.730	1:28.219	54	4.655	1:21.840	54	5.957	1:21.630	54	7.288	1:21.499	47	1 LAP	1:36.432
59	4.990	1:29.479	59	7.135	1:23.060	59	9.361	1:22.554	69	12.568	1:22.288	99	6.984	1:21.846
93	5.093	1:29.582	93	7.470	1:23.292	93	10.283	1:23.141	59	12.964	1:23.771	168	7.787	1:22.412
69	5.864	1:30.353	69	8.447	1:23.498	69	10.448	1:22.329	93	13.143	1:23.028	54	8.467	1:22.446
170	7.358	1:31.847	170	11.901	1:25.458	170	15.187	1:23.614	170	17.851	1:22.832	69	13.348	1:22.047
58	7.499	1:31.988	58	12.273	1:25.689	58	15.862	1:23.917	58	18.369	1:22.675	59	13.825	1:22.128
11	8.377	1:32.866	11	12.408	1:24.946	11	17.742	1:25.662	11	22.641	1:25.067	18	1 LAP	1:43.435
66	10.141	1:34.630	66	16.005	1:26.779	53	21.821	1:22.320	53	23.079	1:21.426	93	14.184	1:22.308
72	11.452	1:35.941	72	17.539	1:27.002	66	23.931	1:28.254	72	31.449	1:27.028	170	19.473	1:22.889
70	12.894	1:37.383	53	19.829	1:24.569	72	24.589	1:27.378	66	32.746	1:28.983	58	19.994	1:22.892
1	13.258	1:37.747	70	20.527	1:28.548	70	28.157	1:27.958	70	36.474	1:28.485	11	27.325	1:25.951
22	14.548	1:39.037	1	21.048	1:28.705	1	28.642	1:27.922	1	36.642	1:28.168	72	36.313	1:26.131
81	14.982	1:39.471	25	23.856	1:28.819	25	31.002	1:27.474	25	38.230	1:27.396	66	38.751	1:27.272
25	15.952	1:40.441	22	24.657	1:31.024	52	33.115	1:27.692	52	39.326	1:26.379	1	44.113	1:28.738
53	16.175	1:40.664	52	25.751	1:29.038	22	34.502	1:30.173	22	44.176	1:29.842	70	44.862	1:29.655
52	17.628	1:42.117	81	27.464	1:33.397	9	38.227	1:29.082	9	47.837	1:29.778	52	44.980	1:26.921
9	19.912	1:44.401	9	29.473	1:30.476	81	38.230	1:31.094	81	47.991	1:29.929	25	46.165	1:29.202
8	20.615	1:45.104	8	32.660	1:32.960	8	44.466	1:32.134	8	57.491	1:33.193	22	52.173	1:29.264
43	21.192	1:45.681	43	35.055	1:34.778	6	50.948	1:35.536	6	1:06.523	1:35.743	9	55.452	1:28.882
6	22.454	1:46.943	6	35.740	1:34.201	43	51.644	1:36.917	43	1:07.412	1:35.936	81	56.790	1:30.066
16	26.564	1:51.053	19	44.656	1:37.171	19	1:01.040	1:36.712	19	1:18.176	1:37.304	8	1:09.802	1:33.578
18	28.266	1:52.755	16	45.578	1:39.929	16	1:02.979	1:37.729	16	1:20.248	1:37.437			
19	28.400	1:52.889	46	48.163	1:39.357	46	1:06.502	1:38.667						
46	29.721	1:54.210	18	50.240	1:42.889	68	1:08.206	1:35.474						
47	32.027	1:56.516	47	50.919	1:39.807	47	1:09.251	1:38.660						
37	32.750	1:57.239P	68	53.060	1:31.299	18	1:12.026	1:42.114						
68	42.676	2:07.165												
166	1:18.000	2:42.489P												

Weather/Track: Sun/Dry

www.mstworld.com

Page 1 of 4

Donington Park
Circuit Length = 1.9573 miles.
Start: 18:15 End: 18:41

Printed - 18:44 Saturday, 30 April 2011

FIA Lurani Trophy Race 1

RACE 4 - LAP CHART - Donington Park - 30 April/1 May 2011

(contd.)

Lap 6			Lap 7			Lap 8			Lap 9			Lap 10		
No	Behind	Laptime	No	Behind	Laptime	No	Behind	Laptime	No	Behind	Laptime	No	Behind	Laptime
65		1:21.063	65		1:20.292	48		1:19.849	65		1:20.657	65		1:20.693
48	0.349	1:21.194	48	0.292	1:20.235	65	0.544	1:20.685	18	2 LAPS	1:42.701	48	0.311	1:20.645
43	1 LAP	1:35.590	8	1 LAP	1:34.112	9	1 LAP	1:40.315P	48	0.359	1:21.560	22	1 LAP	1:29.703
6	1 LAP	1:36.945	99	11.255	1:21.493	99	12.236	1:21.122	81	1 LAP	1:31.643	99	13.018	1:21.530
99	10.054	1:24.133	168	12.748	1:21.403	168	13.696	1:21.089	99	12.181	1:21.146	168	13.913	1:21.585
168	11.637	1:24.913	54	14.188	1:22.400	54	15.251	1:21.204	168	13.021	1:20.526	81	1 LAP	1:32.963
54	12.080	1:24.676	43	1 LAP	1:34.148	8	1 LAP	1:34.854	54	15.203	1:21.153	54	16.765	1:22.255
19	1 LAP	1:38.271	69	17.885	1:22.489	69	20.035	1:22.291	69	20.807	1:21.973	69	22.265	1:22.151
68	1 LAP	1:36.088	59	18.411	1:22.626	59	20.919	1:22.649	59	22.166	1:22.448	59	24.350	1:22.877
69	15.688	1:23.403	6	1 LAP	1:37.669	93	23.038	1:23.242	93	24.480	1:22.643	18	2 LAPS	1:45.435
59	16.077	1:23.315	93	19.937	1:24.051	58	30.354	1:24.042	8	1 LAP	1:35.418	93	26.554	1:22.767
93	16.178	1:23.057	58	26.453	1:23.741	43	1 LAP	1:36.112	58	32.503	1:23.350	58	34.709	1:22.899
16	1 LAP	1:38.364	170	27.850	1:25.093	170	31.227	1:23.518	170	33.522	1:23.496	170	36.266	1:23.437
46	1 LAP	1:39.040	68	1 LAP	1:33.129	6	1 LAP	1:37.850	43	1 LAP	1:36.145	8	1 LAP	1:32.785
47	1 LAP	1:39.205	19	1 LAP	1:37.844	68	1 LAP	1:33.225	11	47.900	1:26.332	11	55.457	1:28.250
58	23.004	1:24.073	16	1 LAP	1:37.020	11	42.769	1:26.026	6	1 LAP	1:35.833	43	1 LAP	1:36.046
170	23.049	1:24.639	11	36.884	1:25.898	19	1 LAP	1:35.838	68	1 LAP	1:31.151	68	1 LAP	1:30.371
11	31.278	1:25.016	47	1 LAP	1:37.316	16	1 LAP	1:35.900	19	1 LAP	1:34.768	6	1 LAP	1:34.439
18	1 LAP	1:42.435	46	1 LAP	1:39.250	47	1 LAP	1:33.753	72	1:01.585	1:28.188	72	1:08.961	1:28.069
72	41.168	1:25.918	72	47.392	1:26.516	72	54.598	1:27.347	16	1 LAP	1:35.434	19	1 LAP	1:35.826
66	44.949	1:27.261	66	52.769	1:28.112	46	1 LAP	1:39.023	47	1 LAP	1:33.924	52	1:16.785	1:27.902
1	49.052	1:26.002	1	54.923	1:26.163	1	1:02.039	1:27.257	1	1:09.282	1:28.444	16	1 LAP	1:35.580
52	50.935	1:27.018	52	56.830	1:26.187	52	1:03.542	1:26.853	52	1:09.576	1:27.235			
70	53.086	1:29.287	18	1 LAP	1:43.784	70	1:07.554	1:27.765	70	1:15.394	1:29.041			
25	53.288	1:28.186	70	59.930	1:27.136	25	1:08.573	1:27.803	25	1:16.082	1:28.710			
22	59.728	1:28.618	25	1:00.911	1:27.915	22	1:18.614	1:30.270	46	1 LAP	1:41.007			
9	1:02.131	1:27.742	22	1:08.485	1:29.049									
81	1:05.082	1:29.355	81	1:14.052	1:29.262									

Weather/Track: Sun/Dry

www.mstworld.com

Page 2 of 4

Donington Park
Circuit Length = 1.9573 miles.
Start: 18:15 End: 18:41

Printed - 18:44 Saturday, 30 April 2011

FIA Lurani Trophy Race 1

RACE 4 - LAP CHART - Donington Park - 30 April/1 May 2011

(contd.)

Lap 11			Lap 12			Lap 13			Lap 14			Lap 15		
No	Behind	Laptime	No	Behind	Laptime	No	Behind	Laptime	No	Behind	Laptime	No	Behind	Laptime
65		1:21.156	48		1:20.193	48		1:21.724	48		1:20.196	48		1:20.618
1	1 LAP	1:32.672	65	0.050	1:20.530	72	1 LAP	1:27.665	18	3 LAPS	1:41.922	8	2 LAPS	1:33.388
48	0.287	1:21.132	52	1 LAP	1:27.754	52	1 LAP	1:28.081	72	1 LAP	1:28.605	99	15.980	1:21.928
47	2 LAPS	1:37.722	1	1 LAP	1:29.291	99	13.934	1:21.368	99	14.670	1:20.932	168	18.360	1:22.605
70	1 LAP	1:28.584	70	1 LAP	1:28.316	68	2 LAPS	1:44.667P	168	16.373	1:20.672	52	1 LAP	1:27.109
25	1 LAP	1:28.637	25	1 LAP	1:29.188	1	1 LAP	1:28.677	52	1 LAP	1:28.016	54	25.610	1:22.166
99	13.053	1:21.191	19	2 LAPS	1:37.389	168	15.897	1:23.018	1	1 LAP	1:27.320	1	1 LAP	1:28.668
9	3 LAPS	4:14.476	16	2 LAPS	1:36.575	43	2 LAPS	1:41.297	70	1 LAP	1:27.432	70	1 LAP	1:28.236
168	13.524	1:20.767	99	14.290	1:21.717	65	17.055	1:38.729P	54	24.062	1:22.018	18	3 LAPS	1:45.826
22	1 LAP	1:29.930	47	2 LAPS	1:33.367	70	1 LAP	1:28.398	25	1 LAP	1:29.000	69	31.751	1:22.935
46	2 LAPS	1:39.329	168	14.603	1:21.559	6	2 LAPS	1:41.385	69	29.434	1:23.362	25	1 LAP	1:28.394
54	17.543	1:21.934	54	20.804	1:23.741	25	1 LAP	1:28.880	43	2 LAPS	1:36.548	93	37.057	1:22.854
69	22.789	1:21.680	9	3 LAPS	1:31.339	54	22.240	1:23.160	6	2 LAPS	1:36.942	59	37.509	1:23.308
81	1 LAP	1:28.809	69	25.649	1:23.340	19	2 LAPS	1:35.170	59	34.819	1:24.678	72	1 LAP	1:50.173
59	25.908	1:22.714	22	1 LAP	1:31.259	47	2 LAPS	1:33.118	93	34.821	1:24.574	43	2 LAPS	1:35.474
93	27.977	1:22.579	59	28.989	1:23.561	69	26.268	1:22.343	47	2 LAPS	1:35.140	6	2 LAPS	1:35.454
58	37.539	1:23.986	93	29.836	1:22.339	16	2 LAPS	1:37.032	9	3 LAPS	1:30.754	9	3 LAPS	1:28.902
170	38.111	1:23.001	81	1 LAP	1:29.793	59	30.337	1:23.072	19	2 LAPS	1:38.134	170	50.918	1:25.895
18	2 LAPS	1:41.633	46	2 LAPS	1:39.206	93	30.443	1:22.331	22	1 LAP	1:29.471	22	1 LAP	1:29.914
8	1 LAP	1:32.417	170	41.257	1:23.626	9	3 LAPS	1:29.420	16	2 LAPS	1:36.902	47	2 LAPS	1:33.754
68	1 LAP	1:32.596	58	45.233	1:28.174	22	1 LAP	1:29.849	170	45.641	1:23.451	19	2 LAPS	1:34.571
72	1:15.421	1:27.616	18	2 LAPS	1:41.464	81	1 LAP	1:27.417	81	1 LAP	1:28.696	58	57.458	1:27.487
43	1 LAP	1:37.314	8	1 LAP	1:33.205	170	42.386	1:22.853	58	50.589	1:22.810	81	1 LAP	1:31.632
6	1 LAP	1:35.233				58	47.975	1:24.466	46	2 LAPS	1:39.121	16	2 LAPS	1:36.852
						46	2 LAPS	1:39.490						
						8	1 LAP	1:32.398						

Weather/Track: Sun/Dry

www.mstworld.com

Page 3 of 4

Donington Park
Circuit Length = 1.9573 miles.
Start: 18:15 End: 18:41

Printed - 18:44 Saturday, 30 April 2011

FIA Lurani Trophy Race 1

RACE 4 - LAP CHART - Donington Park - 30 April/1 May 2011

(contd.)

Lap 16			Lap 17			Lap 18			Lap 19			Lap 20		
No	Behind	Laptime	No	Behind	Laptime	No	Behind	Laptime	No	Behind	Laptime	No	Behind	Laptime
48		1:20.850	48		1:21.270	48		1:23.987	48		1:22.805			
46	3 LAPS	1:38.661	99	17.894	1:22.050	19	3 LAPS	1:36.106	47	3 LAPS	1:36.167			
99	17.114	1:21.984	168	18.661	1:21.956	16	3 LAPS	1:37.403	43	3 LAPS	1:37.857			
168	17.975	1:20.465	46	3 LAPS	1:40.193	99	14.986	1:21.079	6	3 LAPS	1:35.850			
54	27.015	1:22.255	54	28.924	1:23.179	168	16.038	1:21.364	99	13.520	1:21.339			
52	1 LAP	1:26.710	69	35.210	1:23.353	54	26.687	1:21.750	168	15.275	1:22.042			
69	33.127	1:22.226	52	1 LAP	1:27.974	69	33.451	1:22.228	18	4 LAPS	1:44.928			
8	2 LAPS	1:47.370	93	39.554	1:22.361	93	37.913	1:22.346	19	3 LAPS	1:38.153			
1	1 LAP	1:27.886	59	40.730	1:23.218	52	1 LAP	1:27.134	16	3 LAPS	1:36.798			
70	1 LAP	1:27.817	70	1 LAP	1:27.865	59	39.691	1:22.948	54	25.873	1:21.991			
93	38.463	1:22.256	1	1 LAP	1:28.877	46	3 LAPS	1:39.550	69	32.155	1:21.509			
59	38.782	1:22.123	8	2 LAPS	1:36.193	1	1 LAP	1:27.612	93	37.736	1:22.628			
25	1 LAP	1:29.815	25	1 LAP	1:29.678	70	1 LAP	1:28.586	59	39.493	1:22.607			
18	3 LAPS	1:43.245	170	55.989	1:23.074	170	56.706	1:24.704	52	1 LAP	1:27.514			
170	54.185	1:24.117	9	3 LAPS	1:31.595	25	1 LAP	1:28.673	1	1 LAP	1:27.271			
9	3 LAPS	1:29.020	22	1 LAP	1:32.235	8	2 LAPS	1:33.423	70	1 LAP	1:28.537			
22	1 LAP	1:30.709	58	1:14.355	1:32.270	9	3 LAPS	1:27.559	170	56.860	1:22.959			
58	1:03.355	1:26.747	81	1 LAP	1:30.379	58	1:18.257	1:27.889	46	3 LAPS	1:39.849			
43	2 LAPS	1:37.415	18	3 LAPS	1:45.025	81	1 LAP	1:27.529	25	1 LAP	1:30.210			
6	2 LAPS	1:39.513	43	2 LAPS	1:37.195	22	1 LAP	1:31.491	8	2 LAPS	1:32.745			
81	1 LAP	1:30.268	47	2 LAPS	1:33.874				9	3 LAPS	1:28.009			
47	2 LAPS	1:35.125	6	2 LAPS	1:34.935				58	1:18.974	1:23.522			
19	2 LAPS	1:36.805							81	1 LAP	1:26.966			
16	2 LAPS	1:35.764							22	1 LAP	1:29.528			

Weather/Track: Sun/Dry

www.mstworld.com

Page 4 of 4

Donington Park
Circuit Length = 1.9573 miles.
Start: 18:15 End: 18:41

Printed - 18:44 Saturday, 30 April 2011

FIA Lurani Trophy Race 2

RACE 7 - PROVISIONAL CLASSIFICATION - Donington Park - 30 April/1 May 2011

POS	NO	CL	DRIVER	NAT	CAR	TIME	LAPS	GAP	MPH	BEST
1	48	D	Callum MCLEOD		Caravelle Mk2	20:14.853	15		86.91	1:19.543
2	168	E	James MURRAY		Lola Mk5A	20:21.630	15	6.777	86.42	1:19.724
3	53	E	Philipp BUHOFER		Lola Mk5A	20:32.278	15	17.425	85.68	1:19.788
4	59	E	Robin LONGDON		Lola Mk5	21:03.668	15	48.815	83.55	1:22.850
5	170	E	Christian TRABER		Lotus 22	21:07.811	15	52.958	83.27	1:22.785
6	52	E	Patrizia SBARDOLINI		Merlyn MK5	21:30.981	15	1:16.128	81.78	1:23.595
7	58	E	Richard SMEETON		Wainer	21:32.099	15	1:17.246	81.71	1:22.035
8	11	B	Brian MITCHAM		U2 Mk2	21:34.630	15	1:19.777	81.55	1:23.847
9	72	E	John DOWSON		Brabham BT2	21:43.375	15	1:28.522	81.00	1:24.201
10	14	C	Crispian BESLEY Res1		Cooper T56	21:45.846	15	1:30.993	80.85	1:24.394
11	1	C	John DELANE		Lotus 18	21:49.647	15	1:34.794	80.61	1:23.567
12	81	D	Steve FUTTER		Lotus 20	21:01.506	14	1 LAP	78.11	1:27.840
13	70	E	Christian CANE		Lotus 22	21:02.045	14	1 LAP	78.07	1:27.275
14	66	D	Alex MORTON		Ausper T3	21:13.184	14	1 LAP	77.39	1:27.448
15	37	C	James OWEN		Elva 200	22:03.203	14	1 LAP	74.46	1:31.824
16	8	B	Tony STEELE		Lola Mk2	22:12.506	14	1 LAP	73.94	1:31.893
17	6	B	Bob BIRRELL		Lola Mk2	22:31.830	14	1 LAP	72.89	1:34.246
18	166	A	Daniele SALODINI		Taraschi	22:39.678	14	1 LAP	72.47	1:34.336
19	47	C	Richard UTLEY		Caravelle Mk1	22:46.077	14	1 LAP	72.13	1:31.616
20	46	C	Carlo DEL CONTE		Wainer	21:57.492	13	2 LAPS	69.44	1:38.007
21	18	B	Stephen BULLING		Sadler	22:15.658	13	2 LAPS	68.49	1:39.792
22	19	A	Jan BIEKENS		Stanguellini	22:39.934	13	2 LAPS	67.27	1:38.507
23	22	B	Justin FLEMING		Elva 100	13:54.007	9	6 LAPS	75.90	1:30.117
24	9	B	John CHISHOLM		Gemini Mk2	12:07.401	8	7 LAPS	77.34	1:27.752
25	25	B	Andrew TART		Bond	12:25.565	8	7 LAPS	75.45	1:27.834
26	99	E	Pierre TONETTI		Brabham BT6	4:06.280	3	12 LAPS	85.37	1:25.234
27	65	E	Edwin JOWSEY		Lotus 22	4:06.053	3	12 LAPS	85.45	1:25.657
28	54	E	John FYDA		Lotus 22	4:10.118	3	12 LAPS	84.06	1:27.788
29	69	E	Stuart ROACH		Alexis Mk4	4:10.988	3	12 LAPS	83.77	1:28.827
30	93	D	Chris CHILCOTT		Lotus 20	4:38.870	3	12 LAPS	75.40	1:30.249
31	43	C	Jon GROSS		Envoy Mk1	3:20.394	2	13 LAPS	69.76	1:46.290
32	16	A	Guido DI EGIDIO		Stanguellini	5:07.635	3	12 LAPS	68.35	1:51.083

FASTEST LAP

48	D	Callum MCLEOD	Caravelle Mk2	1:19.543	11	88.58mph	142.56kph
168	E	James MURRAY	Lola Mk5A	1:19.724	7	88.38mph	142.23kph
1	C	John DELANE	Lotus 18	1:23.567	13	84.31mph	135.69kph
11	B	Brian MITCHAM	U2 Mk2	1:23.847	7	84.03mph	135.24kph
166	A	Daniele SALODINI	Taraschi	1:34.336	8	74.69mph	120.20kph

Two part race following red flag.

Weather/Track: Sun/Dry

These results are provisional until the conclusion of any judicial and technical matters.

Donington Park

Circuit Length = 1.9573 miles.

Start: 11:40 End: 12:32

Clerk of the Course:	Timekeeper:
----------------------	-------------

FIA Lurani Trophy Race 2

RACE 7 - LAP ANALYSIS - Donington Park - 30 April/1 May 2011

1	John DELANE	Lotus 18
1 - 1:34.948	6 - 1:24.088	11 - 1:25.051
2 - 1:25.492	7 - 1:26.187	12 - 1:25.216
3 - 1:26.258	8 - 1:36.044	
4 - 1:24.489	9 - 1:24.759	
5 - 1:25.322	10 - 1:23.567	
6	Bob BIRRELL	Lola Mk2
1 - 1:45.560	6 - 1:35.630	11 - 1:34.555
2 - 1:36.101	7 - 1:35.319	
3 - 1:36.007	8 - 1:35.675	
4 - 1:34.731	9 - 1:34.763	
5 - 1:34.246	10 - 1:35.562	
8	Tony STEELE	Lola Mk2
1 - 1:43.793	6 - 1:34.565	11 - 1:32.515
2 - 1:33.995	7 - 1:33.581	
3 - 1:32.740	8 - 1:33.966	
4 - 1:32.012	9 - 1:33.622	
5 - 1:32.349	10 - 1:31.893	
9	John CHISHOLM	Gemini Mk2
1 - 1:36.113		
2 - 1:27.752		
3 - 1:28.228		
4 - 1:28.087		
5 - 1:28.388		
11	Brian MITCHAM	U2 Mk2
1 - 1:30.645	6 - 1:24.782	11 - 1:26.861
2 - 1:25.639	7 - 1:24.612	12 - 1:26.576
3 - 1:23.991	8 - 1:24.640	
4 - 1:23.847	9 - 1:26.600	
5 - 1:24.226	10 - 1:26.621	
14	Crispian BESLEY	Cooper T56
1 - 1:35.008	6 - 1:24.394	11 - 1:24.848
2 - 1:25.663	7 - 1:25.915	12 - 1:28.350
3 - 1:25.591	8 - 1:26.579	
4 - 1:25.103	9 - 1:25.525	
5 - 1:24.928	10 - 1:25.508	

Two part race following red flag.
Weather/Track: Sun/Dry

FIA Lurani Trophy Race 2

RACE 7 - LAP ANALYSIS - Donington Park - 30 April/1 May 2011

(contd.)

16	Guido DI EGIDIO	Stanguellini
18	Stephen BULLING	Sadler
1 - 1:53.144 6 - 1:40.383 2 - 1:40.224 7 - 1:39.792 3 - 1:40.099 8 - 1:43.298 4 - 1:40.852 9 - 1:40.413 5 - 1:40.533 10 - 1:42.202		
19	Jan BIEKENS	Stanguellini
1 - 1:54.527 6 - 1:42.521 2 - 1:41.926 7 - 1:46.846 3 - 1:38.507 8 - 1:51.759 4 - 1:41.016 9 - 1:49.979 5 - 1:39.815 10 - 1:46.636		
22	Justin FLEMING	Elva 100
1 - 1:40.171 6 - 1:31.280 2 - 1:30.117 3 - 1:30.700 4 - 1:31.205 5 - 1:30.985		
25	Andrew TART	Bond
1 - 1:39.807 2 - 1:27.834 3 - 1:28.862 4 - 1:28.386 5 - 1:43.977P		
37	James OWEN	Elva 200
1 - 1:45.994 6 - 1:32.651 11 - 1:32.017 2 - 1:36.633 7 - 1:31.824 3 - 1:34.177 8 - 1:32.713 4 - 1:32.970 9 - 1:32.179 5 - 1:32.037 10 - 1:32.017		

Two part race following red flag.
Weather/Track: Sun/Dry

FIA Lurani Trophy Race 2

RACE 7 - LAP ANALYSIS - Donington Park - 30 April/1 May 2011

(contd.)

43	Jon GROSS	Envoy Mk1
46	Carlo DEL CONTE	Wainer
1 - 1:50.626 6 - 1:38.820 2 - 1:39.406 7 - 1:40.769 3 - 1:38.007 8 - 1:39.372 4 - 1:38.297 9 - 1:41.832 5 - 1:38.563 10 - 1:41.944		
47	Richard UTLEY	Caravelle Mk1
1 - 1:47.215 6 - 1:33.683 11 - 1:38.086 2 - 1:36.580 7 - 1:33.978 3 - 1:33.923 8 - 1:35.579 4 - 1:32.968 9 - 1:38.057 5 - 1:31.616 10 - 1:37.196		
48	Callum MCLEOD	Caravelle Mk2
1 - 1:24.198 6 - 1:19.753 11 - 1:20.360 2 - 1:20.202 7 - 1:21.580 12 - 1:20.455 3 - 1:19.653 8 - 1:19.543 4 - 1:19.770 9 - 1:20.819 5 - 1:19.597 10 - 1:21.283		
52	Patrizia SBARDOLINI	Merlyn MK5
1 - 1:34.282 6 - 1:24.166 11 - 1:24.433 2 - 1:25.770 7 - 1:25.736 12 - 1:23.612 3 - 1:24.320 8 - 1:24.476 4 - 1:24.144 9 - 1:23.842 5 - 1:25.339 10 - 1:23.595		
53	Philipp BUHOFER	Lola Mk5A
1 - 1:24.394 6 - 1:20.808 11 - 1:23.413 2 - 1:20.528 7 - 1:22.817 12 - 1:21.619 3 - 1:19.788 8 - 1:21.399 4 - 1:20.002 9 - 1:22.313 5 - 1:20.677 10 - 1:22.955		

Two part race following red flag.
Weather/Track: Sun/Dry

FIA Lurani Trophy Race 2

RACE 7 - LAP ANALYSIS - Donington Park - 30 April/1 May 2011

(contd.)

54	John FYDA	Lotus 22
58	Richard SMEETON	Wainer
1 - 1:35.232	6 - 1:22.462	11 - 1:23.798
2 - 1:40.193	7 - 1:22.035	12 - 1:24.341
3 - 1:23.032	8 - 1:23.536	
4 - 1:24.633	9 - 1:23.994	
5 - 1:22.849	10 - 1:24.472	
59	Robin LONGDON	Lola Mk5
1 - 1:27.914	6 - 1:24.437	11 - 1:24.025
2 - 1:22.884	7 - 1:22.994	12 - 1:22.850
3 - 1:22.887	8 - 1:23.702	
4 - 1:23.025	9 - 1:25.719	
5 - 1:23.314	10 - 1:23.986	
65	Edwin JOWSEY	Lotus 22
66	Alex MORTON	Ausper T3
1 - 1:46.940	6 - 1:29.266	11 - 1:28.118
2 - 1:31.873	7 - 1:27.900	
3 - 1:29.941	8 - 1:31.137	
4 - 1:28.105	9 - 1:28.991	
5 - 1:27.448	10 - 1:28.375	
69	Stuart ROACH	Alexis Mk4

Two part race following red flag.
Weather/Track: Sun/Dry

FIA Lurani Trophy Race 2

RACE 7 - LAP ANALYSIS - Donington Park - 30 April/1 May 2011

(contd.)

70	Christian CANE	Lotus 22
1 - 1:36.671	6 - 1:28.513	11 - 1:27.746
2 - 1:27.275	7 - 1:28.942	
3 - 1:27.380	8 - 1:31.732	
4 - 1:27.789	9 - 1:34.744	
5 - 1:27.699	10 - 1:27.327	
72	John DOWSON	Brabham BT2
1 - 1:32.744	6 - 1:24.201	11 - 1:27.434
2 - 1:25.448	7 - 1:26.283	12 - 1:25.106
3 - 1:24.854	8 - 1:24.617	
4 - 1:24.933	9 - 1:26.669	
5 - 1:24.888	10 - 1:26.039	
81	Steve FUTTER	Lotus 20
1 - 1:37.849	6 - 1:29.361	11 - 1:28.060
2 - 1:28.808	7 - 1:27.840	
3 - 1:28.526	8 - 1:29.520	
4 - 1:29.005	9 - 1:31.719	
5 - 1:28.982	10 - 1:29.849	
93	Chris CHILCOTT	Lotus 20
99	Pierre TONETTI	Brabham BT6
166	Daniele SALODINI	Taraschi
1 - 1:44.394	6 - 1:34.667	11 - 1:37.097
2 - 1:35.690	7 - 1:37.599	
3 - 1:34.887	8 - 1:37.088	
4 - 1:36.502	9 - 1:35.393	
5 - 1:34.336	10 - 1:34.894	

Two part race following red flag.
Weather/Track: Sun/Dry

FIA Lurani Trophy Race 2

RACE 7 - LAP ANALYSIS - Donington Park - 30 April/1 May 2011

(contd.)

168	James MURRAY	Lola Mk5A
1 - 1:25.529	6 - 1:20.268	11 - 1:20.963
2 - 1:20.523	7 - 1:20.708	12 - 1:20.340
3 - 1:20.092	8 - 1:20.048	
4 - 1:19.724	9 - 1:20.699	
5 - 1:20.256	10 - 1:21.844	
170	Christian TRABER	Lotus 22
1 - 1:30.037	6 - 1:24.797	11 - 1:23.547
2 - 1:23.713	7 - 1:23.656	12 - 1:22.785
3 - 1:23.042	8 - 1:23.814	
4 - 1:23.405	9 - 1:23.054	
5 - 1:23.880	10 - 1:24.402	

Two part race following red flag.
Weather/Track: Sun/Dry

FIA Lurani Trophy Race 2

RACE 7 - LAP CHART - Donington Park - 30 April/1 May 2011

Lap 1			Lap 2			Lap 3			Lap 4			Lap 5		
No	Behind	Laptime	No	Behind	Laptime	No	Behind	Laptime	No	Behind	Laptime	No	Behind	Laptime
48		1:24.198	48		1:20.202	48		1:19.653	48		1:19.770	48		1:19.597
53	0.196	1:24.394	53	0.522	1:20.528	53	0.657	1:19.788	53	0.889	1:20.002	53	1.969	1:20.677
168	1.331	1:25.529	168	1.652	1:20.523	168	2.091	1:20.092	168	2.045	1:19.724	168	2.704	1:20.256
59	3.716	1:27.914	59	6.398	1:22.884	59	9.632	1:22.887	59	12.887	1:23.025	46	1 LAP	1:38.297
170	5.839	1:30.037	170	9.350	1:23.713	170	12.739	1:23.042	170	16.374	1:23.405	18	1 LAP	1:40.852
11	6.447	1:30.645	11	11.884	1:25.639	11	16.222	1:23.991	11	20.299	1:23.847	19	1 LAP	1:41.016
72	8.546	1:32.744	72	13.792	1:25.448	72	18.993	1:24.854	72	24.156	1:24.933	59	16.604	1:23.314
52	10.084	1:34.282	52	15.652	1:25.770	52	20.319	1:24.320	52	24.693	1:24.144	170	20.657	1:23.880
1	10.750	1:34.948	1	16.040	1:25.492	14	22.209	1:25.591	1	27.364	1:24.489	11	24.928	1:24.226
14	10.810	1:35.008	14	16.271	1:25.663	1	22.645	1:26.258	14	27.542	1:25.103	72	29.447	1:24.888
58	11.034	1:35.232	9	19.465	1:27.752	70	27.273	1:27.380	70	35.292	1:27.789	52	30.435	1:25.339
9	11.915	1:36.113	70	19.546	1:27.275	9	28.040	1:28.228	9	36.357	1:28.087	14	32.873	1:24.928
70	12.473	1:36.671	81	22.257	1:28.808	81	31.130	1:28.526	58	39.267	1:24.633	1	33.089	1:25.322
81	13.651	1:37.849	25	23.241	1:27.834	25	32.450	1:28.862	81	40.365	1:29.005	58	42.519	1:22.849
25	15.609	1:39.807	22	25.888	1:30.117	58	34.404	1:23.032	25	41.066	1:28.386	70	43.394	1:27.699
22	15.973	1:40.171	58	31.025	1:40.193	22	36.935	1:30.700	22	48.370	1:31.205	9	45.148	1:28.388
8	19.595	1:43.793	8	33.388	1:33.995	66	44.701	1:29.941	66	53.036	1:28.105	81	49.750	1:28.982
166	20.196	1:44.394	66	34.413	1:31.873	8	46.475	1:32.740	8	58.717	1:32.012	22	59.758	1:30.985
6	21.362	1:45.560	166	35.684	1:35.690	166	50.918	1:34.887	37	1:05.951	1:32.970	66	1:00.887	1:27.448
37	21.796	1:45.994	6	37.261	1:36.101	37	52.751	1:34.177	47	1:06.863	1:32.968	25	1:05.446	1:43.977P
66	22.742	1:46.940	37	38.227	1:36.633	6	53.615	1:36.007	166	1:07.650	1:36.502	8	1:11.469	1:32.349
47	23.017	1:47.215	47	39.395	1:36.580	47	53.665	1:33.923	6	1:08.576	1:34.731	37	1:18.391	1:32.037
46	26.428	1:50.626	46	45.632	1:39.406	46	1:03.986	1:38.007				47	1:18.882	1:31.616
18	28.946	1:53.144	18	48.968	1:40.224	18	1:09.414	1:40.099						
19	30.329	1:54.527	19	52.053	1:41.926	19	1:10.907	1:38.507						

Two part race following red flag.
Weather/Track: Sun/Dry

FIA Lurani Trophy Race 2

RACE 7 - LAP CHART - Donington Park - 30 April/1 May 2011

(contd.)

Lap 6			Lap 7			Lap 8			Lap 9			Lap 10		
No	Behind	Laptime	No	Behind	Laptime	No	Behind	Laptime	No	Behind	Laptime	No	Behind	Laptime
48		1:19.753	48		1:21.580	48		1:19.543	48		1:20.819	48		1:21.283
166	1 LAP	1:34.336	168	2.347	1:20.708	168	2.852	1:20.048	19	2 LAPS	1:46.846	168	3.293	1:21.844
53	3.024	1:20.808	53	4.261	1:22.817	53	6.117	1:21.399	168	2.732	1:20.699	70	1 LAP	1:34.744
168	3.219	1:20.268	8	1 LAP	1:34.565	8	1 LAP	1:33.581	66	1 LAP	1:31.137	81	1 LAP	1:31.719
6	1 LAP	1:34.246	37	1 LAP	1:32.651	37	1 LAP	1:31.824	53	7.611	1:22.313	53	9.283	1:22.955
59	21.288	1:24.437	47	1 LAP	1:33.683	47	1 LAP	1:33.978	59	31.761	1:25.719	18	2 LAPS	1:43.298
46	1 LAP	1:38.563	166	1 LAP	1:34.667	59	26.861	1:23.702	8	1 LAP	1:33.966	66	1 LAP	1:28.991
170	25.701	1:24.797	6	1 LAP	1:35.630	170	32.048	1:23.814	37	1 LAP	1:32.713	19	2 LAPS	1:51.759
11	29.957	1:24.782	59	22.702	1:22.994	6	1 LAP	1:35.319	170	34.283	1:23.054	59	34.464	1:23.986
18	1 LAP	1:40.533	170	27.777	1:23.656	166	1 LAP	1:37.599	47	1 LAP	1:35.579	170	37.402	1:24.402
19	1 LAP	1:39.815	11	32.989	1:24.612	11	38.086	1:24.640	11	43.867	1:26.600	8	1 LAP	1:33.622
72	33.895	1:24.201	72	38.598	1:26.283	72	43.672	1:24.617	52	46.960	1:23.842	37	1 LAP	1:32.179
52	34.848	1:24.166	46	1 LAP	1:38.820	52	43.937	1:24.476	6	1 LAP	1:35.675	11	49.205	1:26.621
1	37.424	1:24.088	52	39.004	1:25.736	14	48.885	1:26.579	72	49.522	1:26.669	52	49.272	1:23.595
14	37.514	1:24.394	14	41.849	1:25.915	58	49.676	1:23.536	166	1 LAP	1:37.088	72	54.278	1:26.039
58	45.228	1:22.462	1	42.031	1:26.187	1	58.532	1:36.044	58	52.851	1:23.994	58	56.040	1:24.472
70	52.154	1:28.513	58	45.683	1:22.035	46	1 LAP	1:40.769	14	53.591	1:25.525	47	1 LAP	1:38.057
81	59.358	1:29.361	18	1 LAP	1:40.383	18	1 LAP	1:39.792	1	1:02.472	1:24.759	14	57.816	1:25.508
66	1:10.400	1:29.266	19	1 LAP	1:42.521	70	1:11.705	1:31.732	46	1 LAP	1:39.372	6	1 LAP	1:34.763
22	1:11.285	1:31.280	70	59.516	1:28.942	81	1:15.595	1:29.520				166	1 LAP	1:35.393
			81	1:05.618	1:27.840							1	1:04.756	1:23.567
			66	1:16.720	1:27.900									

Two part race following red flag.
Weather/Track: Sun/Dry

FIA Lurani Trophy Race 2

RACE 7 - LAP CHART - Donington Park - 30 April/1 May 2011

(contd.)

Lap 11			Lap 12			Lap 13			Lap 14			Lap 15		
No	Behind	Laptime	No	Behind	Laptime	No	Behind	Laptime	No	Behind	Laptime	No	Behind	Laptime
48		1:20.360	48		1:20.455									
168	3.896	1:20.963	168	3.781	1:20.340									
70	1 LAP	1:27.327	53	13.500	1:21.619									
53	12.336	1:23.413	70	1 LAP	1:27.746									
81	1 LAP	1:29.849	81	1 LAP	1:28.060									
46	2 LAPS	1:41.832	66	1 LAP	1:28.118									
66	1 LAP	1:28.375	46	2 LAPS	1:41.944									
18	2 LAPS	1:40.413	59	40.524	1:22.850									
59	38.129	1:24.025	170	42.919	1:22.785									
170	40.589	1:23.547	18	2 LAPS	1:42.202									
52	53.345	1:24.433	52	56.502	1:23.612									
11	55.706	1:26.861	11	1:01.827	1:26.576									
8	1 LAP	1:31.893	58	1:03.364	1:24.341									
37	1 LAP	1:32.017	72	1:06.003	1:25.106									
58	59.478	1:23.798	8	1 LAP	1:32.515									
19	2 LAPS	1:49.979	37	1 LAP	1:32.017									
72	1:01.352	1:27.434	14	1:10.199	1:28.350									
14	1:02.304	1:24.848	1	1:14.208	1:25.216									
1	1:09.447	1:25.051	19	2 LAPS	1:46.636									
47	1 LAP	1:37.196	6	1 LAP	1:34.555									
6	1 LAP	1:35.562	47	1 LAP	1:38.086									
166	1 LAP	1:34.894	166	1 LAP	1:37.097									

Two part race following red flag.
Weather/Track: Sun/Dry

FIA Lurani Trophy Race

COMBINED RACE RESULT

POS	NO	CL	DRIVER	NAT	CAR	TIME	LAPS	GAP	MPH	BEST
1	48	D	Callum MCLEOD		Caravelle Mk2	45:58.496	34		86.80	1:19.543
2	168	E	James MURRAY		Lola Mk5A	46:17.552	34	19.056	86.21	1:19.724
3	59	E	Robin LONGDON		Lola Mk5	47:18.513	34	1:20.017	84.36	1:22.123
4	170	E	Christian TRABER		Lotus 22	47:38.275	34	1:39.779	83.77	1:22.785
5	58	E	Richard SMEETON		Wainer	48:20.834	34	2:22.338	82.54	1:22.035
6	52	E	Patrizia SBARDOLINI		Merlyn MK5	47:38.989	33	1 LAP	81.29	1:23.595
7	1	C	John DELANE		Lotus 18	48:06.481	33	1 LAP	80.51	1:23.567
8	70	E	Christian CANE		Lotus 22	47:12.487	32	2 LAPS	79.56	1:27.136
9	81	D	Steve FUTTER		Lotus 20	47:45.828	32	2 LAPS	78.64	1:26.966
10	8	B	Tony STEELE		Lola Mk2	48:17.948	31	3 LAPS	75.33	1:31.893
11	6	B	Bob BIRRELL		Lola Mk2	47:40.260	30	4 LAPS	73.86	1:34.201
12	47	C	Richard UTLEY		Caravelle Mk1	47:40.401	30	4 LAPS	73.86	1:31.616
13	72	E	John DOWSON		Brabham BT2	42:14.433	29	5 LAPS	80.58	1:24.201
14	46	C	Carlo DEL CONTE		Wainer	47:39.670	29	5 LAPS	71.41	1:38.007
15	19	A	Jan BIEKENS		Stanguellini	47:44.123	29	5 LAPS	71.30	1:34.571
16	18	B	Stephen BULLING		Sadler	47:08.171	28	6 LAPS	69.72	1:39.792
17	22	B	Justin FLEMING		Elva 100	40:33.464	27	7 LAPS	78.13	1:28.618
18	25	B	Andrew TART		Bond	38:44.927	26	8 LAPS	78.75	1:27.396
19	11	B	Brian MITCHAM		U2 Mk2	35:42.694	25	9 LAPS	82.16	1:23.847
20	9	B	John CHISHOLM		Gemini Mk2	38:37.958	24	10 LAPS	72.90	1:27.559
21	99	E	Pierre TONETTI		Brabham BT6	30:03.444	22	12 LAPS	N/A	1:20.932
22	54	E	John FYDA		Lotus 22	30:19.635	22	12 LAPS	N/A	1:21.153
23	69	E	Stuart ROACH		Alexis Mk4	30:26.787	22	12 LAPS	N/A	1:21.509
24	93	D	Chris CHILCOTT		Lotus 20	31:00.250	22	12 LAPS	N/A	1:22.256
25	66	D	Alex MORTON		Ausper T3	31:07.025	21	13 LAPS	79.19	1:26.779
26	16	A	Guido DI EGIDIO		Stanguellini	31:16.358	19	15 LAPS	N/A	1:35.434
27	53	E	Philipp BUHOFFER		Lola Mk5A	26:17.332	19	15 LAPS	84.80	1:19.788
28	43	C	Jon GROSS		Envoy Mk1	29:14.848	18	16 LAPS	N/A	1:34.148

NOT CLASSIFIED

65	E	Edwin JOWSEY	Lotus 22	21:57.026	16	D.N.F.	N/A	1:20.168
14	C	Crispian BESLEY	Cooper T56	21:25.052	15	N.C.F.	82.16	1:24.394
37	C	James OWEN	Elva 200	23:20.091	15	N.C.F.	75.41	1:31.824
166	A	Daniele SALODINI	Taraschi	24:32.676	15	N.C.F.	71.69	1:34.336
68	E	Alessandro RIPAMONTI	Wainer	17:48.617	11	D.N.F.	72.42	1:30.371

FASTEST LAP

48	D	Callum MCLEOD	Caravelle Mk2	1:19.543	30	88.58mph	142.56kph
168	E	James MURRAY	Lola Mk5A	1:19.724	26	88.38mph	142.23kph
1	C	John DELANE	Lotus 18	1:23.567	31	84.31mph	135.69kph
11	B	Brian MITCHAM	U2 Mk2	1:23.847	17	84.03mph	135.24kph
166	A	Daniele SALODINI	Taraschi	1:34.336	9	74.69mph	120.20kph

Weather/Track: Sun/Dry

Donington Park
Circuit Length = 1.9573 miles.

Clerk of Course:	Stewards:	Timekeeper:
------------------	-----------	-------------

1000Km for Pre '72 Sports Racing Cars
QUALIFYING - RACE 5 - Donington Park - 30 April 2011

POS	NO	CL	DRIVER	CAR	TIME	LAPS	GAP	MPH
1	26	5	Bryant	Lola T70 Mk 3	1:10.341	20		100.17
2	24	5	Tandy/Stretton	Lola T70 3B	1:10.452	21	0.111	100.01
3	22	5	Sytner/Pearson	Lola T70 3B	1:11.465	22	1.124	98.59
4	46	5	Coplowe/Stretton	Lola T70	1:11.835	21	1.494	98.09
5	35	3	Wolfe/Fox	Chevron B16 BMW	1:12.329	20	1.988	97.42
6	6	5	Voyazides/Hadfield	Lola T70 Mk3B	1:12.398	22	2.057	97.32
7	8	3	Laidlaw/Hadfield	Chevron B16	1:14.001	19	3.660	95.21
8	21	3	Watson	Chevron B8	1:15.248	17	4.907	93.64
9	28	5	Knapfield	Ferrari 512M	1:15.289	14	4.948	93.59
10	3	5	Wright/Gans	Lola T70 Mk 3B	1:15.294	18	4.953	93.58
11	5	3	Benedini	Chevron B16 FVC	1:15.374	16	5.033	93.48
12	15	3	Casey/Caton	Chevron B16	1:15.539	14	5.198	93.28
13	25	3	Farneti/Tba	Chevron B16 BMW	1:15.638	19	5.297	93.15
14	45	3	Hammond	Chevron B8	1:15.821	20	5.480	92.93
15	117	2	Jones/Adams	Lola T70 Mk1	1:15.869	18	5.528	92.87
16	75	3	Angle/Angle	Chevron B16	1:16.129	20	5.788	92.55
17	70	1	Kremer	Elva Mk 8	1:16.320	17	5.979	92.32
18	33	3	Hodges	Chevron B8	1:16.493	20	6.152	92.11
19	34	3	Boot	Chevron B16	1:16.609	21	6.268	91.97
20	19	2	Forsbrey/Newall	Ford GT40	1:16.634	16	6.293	91.94
21	11	3	Minshaw	Chevron B8	1:17.621	3	7.280	90.77
22	23	1	Pearson/Pearson	Lotus 23B	1:18.947	18	8.606	89.25
23	10	5	Ball	Ford GT40	1:19.147	7	8.806	89.02
24	16	2	Clark/Lindsay	Ford GT 40	1:19.389	10	9.048	88.75
25	32	3	Gelmini/Zweifler	Chevron B16	1:19.512	17	9.171	88.61
26	42	3	Colman/Cousins	Chevron B8	1:19.527	16	9.186	88.60
27	71	2	Henderson/Williams	Ford GT40	1:19.769	18	9.428	88.33
28	20	3	Singer/Hope	Chevron B8	1:21.144	17	10.803	86.83
29	99	3	Tonetti/Tonetti	Chevron B8	1:21.219	12	10.878	86.75
30	12	3	Becker/Clark	Porsche 910	1:27.834	14	17.493	80.22

Cars 12, 16, 45, 99 - No working transponder
 Weather/Track: Sun/Dry

Donington Park
 Circuit Length = 1.9573 miles.
 Start: 11:22 End: 11:58

Clerk of the Course:	Timekeeper:
----------------------	-------------

1000Km for Pre '72 Sports Racing Cars

QUALIFYING LAP ANALYSIS - RACE 5 - Donington Park - 30 April 2011

3	Wright/Gans	Lola T70 Mk 3B							
1 -	X:00.000	6 -	1:28.611P	11 -	1:15.294	16 -	1:16.107		
2 -	1:16.781	7 -	3:31.317	12 -	1:16.878	17 -	1:15.788		
3 -	1:17.534	8 -	1:17.163	13 -	1:16.172	18 -	1:16.043		
4 -	1:17.057	9 -	1:18.053	14 -	1:16.001				
5 -	1:16.064	10 -	1:16.015	15 -	1:16.426				
5	Benedini	Chevron B16 FVC							
1 -	9:59.154	6 -	1:15.803	11 -	1:16.282	16 -	1:31.905P		
2 -	8:03.606	7 -	1:25.737P	12 -	1:16.217				
3 -	1:19.012	8 -	2:53.019	13 -	1:17.068				
4 -	1:16.380	9 -	1:15.985	14 -	1:16.038				
5 -	1:17.173	10 -	1:21.624	15 -	1:15.374				
6	Voyazides/Hadfield	Lola T70 Mk3B							
1 -	9:40.294	6 -	1:13.817	11 -	1:22.359P	16 -	1:13.964	21 -	1:12.723
2 -	8:05.889	7 -	1:14.863	12 -	2:04.677	17 -	1:13.622	22 -	1:12.554
3 -	1:16.334	8 -	1:16.228	13 -	1:13.524	18 -	1:13.196		
4 -	1:17.316	9 -	1:14.823	14 -	1:13.775	19 -	1:14.666		
5 -	1:13.184	10 -	1:13.894	15 -	1:13.350	20 -	1:12.398		
8	Laidlaw/Hadfield	Chevron B16							
1 -	9:27.180	6 -	2:57.576	11 -	1:18.131	16 -	1:16.441		
2 -	8:15.587	7 -	1:18.829	12 -	1:17.604	17 -	1:16.006		
3 -	1:16.657	8 -	1:17.496	13 -	1:19.149	18 -	1:16.790		
4 -	1:14.001	9 -	1:20.106	14 -	1:19.008	19 -	1:24.238P		
5 -	1:21.859P	10 -	1:19.426	15 -	1:16.395				
10	Ball	Ford GT40							
1 -	X:00.000	6 -	1:22.609						
2 -	7:57.821	7 -	1:34.736P						
3 -	1:20.140								
4 -	1:20.409								
5 -	1:19.147								
11	Minshaw	Chevron B8							
1 -	9:45.722								
2 -	8:00.977								
3 -	1:17.621								

Weather/Track: Sun/Dry

www.mstworld.com

Page 1 of 5

Donington Park
Circuit Length = 1.9573 miles.
Start: 11:22 End: 11:58

Printed - 12:00 Saturday, 30 April 2011

1000Km for Pre '72 Sports Racing Cars

QUALIFYING LAP ANALYSIS - RACE 5 - Donington Park - 30 April 2011

(contd.)

12	Becker/Clark	Porsche 910			
1 - X:00.000	6 - 1:29.258	11 - 4:48.727			
2 - 1:34.422	7 - 1:37.131P	12 - 1:30.005			
3 - 1:33.556	8 - 3:42.117	13 - 1:27.834			
4 - 1:29.656	9 - 1:34.575	14 - 1:28.447			
5 - 1:29.902	10 - 1:41.643P				
15	Casey/Caton	Chevron B16			
1 - X:00.000	6 - 1:25.880	11 - 1:17.224			
2 - 1:40.983P	7 - 1:32.906P	12 - 1:16.186			
3 - 7:08.300	8 - 3:01.565	13 - 1:15.714			
4 - 1:32.300	9 - 1:25.921	14 - 1:15.539			
5 - 1:27.532	10 - 1:18.253				
16	Clark/Lindsay	Ford GT 40			
1 - X:00.000	6 - 1:20.412				
2 - 7:50.796	7 - 1:19.389				
3 - 1:20.706	8 - 1:20.710				
4 - 1:29.485P	9 - 1:19.813				
5 - 2:32.304	10 - 1:45.269P				
19	Forsbrey/Newall	Ford GT40			
1 - 9:40.595	6 - 1:17.018	11 - 1:17.798	16 - 1:42.963P		
2 - 8:03.903	7 - 1:18.271	12 - 1:17.435			
3 - 1:19.404	8 - 1:17.680	13 - 1:16.976			
4 - 1:21.332	9 - 1:24.082P	14 - 1:16.634			
5 - 1:17.604	10 - 2:41.185	15 - 1:17.950			
20	Singer/Hope	Chevron B8			
1 - X:00.000	6 - 1:24.167P	11 - 1:30.010	16 - 1:34.311		
2 - 1:24.775	7 - 3:22.104	12 - 1:23.237	17 - 1:30.724		
3 - 1:24.425	8 - 1:27.512	13 - 1:25.601			
4 - 1:23.299	9 - 1:25.449	14 - 1:21.144			
5 - 1:23.362	10 - 1:24.517	15 - 1:27.391			
21	Watson	Chevron B8			
1 - X:00.000	6 - 1:19.146	11 - 1:18.271	16 - 1:15.517		
2 - 8:13.872	7 - 1:18.449	12 - 1:19.302	17 - 1:15.248		
3 - 1:20.193	8 - 1:18.539	13 - 1:24.273P			
4 - 1:27.195P	9 - 1:17.345	14 - 3:42.488			
5 - 4:44.301	10 - 1:19.380	15 - 1:16.282			

Weather/Track: Sun/Dry

www.mstworld.com

Page 2 of 5

Donington Park
Circuit Length = 1.9573 miles.
Start: 11:22 End: 11:58

Printed - 12:00 Saturday, 30 April 2011

1000Km for Pre '72 Sports Racing Cars

QUALIFYING LAP ANALYSIS - RACE 5 - Donington Park - 30 April 2011

(contd.)

22	Sytner/Pearson	Lola T70 3B			
1 - 9:27.818	6 - 1:13.635	11 - 1:18.229	16 - 1:11.465	21 - 1:14.132	
2 - 9:22.547	7 - 1:15.874	12 - 1:12.424	17 - 1:19.202	22 - 1:23.655	
3 - 1:14.114	8 - 1:12.724	13 - 1:17.255	18 - 1:12.145		
4 - 1:15.232	9 - 1:18.734	14 - 1:20.252	19 - 1:12.599		
5 - 1:14.402	10 - 1:13.065	15 - 1:21.607	20 - 1:25.459		
23	Pearson/Pearson	Lotus 23B			
1 - X:00.000	6 - 1:30.203P	11 - 1:20.687	16 - 1:18.947		
2 - 7:51.823	7 - 3:34.193	12 - 1:20.285	17 - 1:23.292		
3 - 1:19.982	8 - 1:27.640	13 - 1:20.050	18 - 1:29.804P		
4 - 1:20.031	9 - 1:21.176	14 - 1:18.983			
5 - 1:19.429	10 - 1:19.772	15 - 1:19.853			
24	Tandy/Stretton	Lola T70 3B			
1 - 9:51.826	6 - 1:15.930	11 - 3:06.347	16 - 1:17.400	21 - 1:10.796	
2 - 8:07.173	7 - 1:14.033	12 - 1:14.518	17 - 1:10.895		
3 - 1:17.560	8 - 1:15.090	13 - 1:11.864	18 - 1:10.732		
4 - 1:17.148	9 - 1:14.134	14 - 1:14.492	19 - 1:11.077		
5 - 1:15.722	10 - 1:26.845P	15 - 1:14.053	20 - 1:10.452		
25	Farneti/Tba	Chevron B16 BMW			
1 - X:00.000	6 - 1:25.194P	11 - 1:16.532	16 - 1:17.096		
2 - 8:13.737	7 - 2:49.739	12 - 1:16.793	17 - 1:16.720		
3 - 1:19.244	8 - 1:38.549	13 - 1:16.309	18 - 1:15.638		
4 - 1:17.171	9 - 1:28.109	14 - 1:18.732	19 - 1:30.029P		
5 - 1:16.465	10 - 1:17.524	15 - 1:16.043			
26	Bryant	Lola T70 Mk 3			
1 - X:00.000	6 - 1:11.345	11 - 1:11.551	16 - 1:10.474		
2 - 7:48.903	7 - 1:18.629	12 - 1:17.046	17 - 1:27.769P		
3 - 1:14.053	8 - 1:11.661	13 - 1:12.164	18 - 4:39.140		
4 - 1:17.695	9 - 1:10.906	14 - 1:10.341	19 - 1:14.790		
5 - 1:16.605	10 - 1:18.102	15 - 1:16.275	20 - 1:23.188P		
28	Knapfield	Ferrari 512M			
1 - X:00.000	6 - 1:16.379	11 - 1:17.586			
2 - 1:17.584	7 - 1:16.367	12 - 1:16.618			
3 - 1:19.085	8 - 1:17.333	13 - 1:15.289			
4 - 1:19.106	9 - 1:18.126	14 - 1:39.284P			
5 - 1:16.549	10 - 1:24.335				

Weather/Track: Sun/Dry

www.mstworld.com

Page 3 of 5

Donington Park
Circuit Length = 1.9573 miles.
Start: 11:22 End: 11:58

Printed - 12:00 Saturday, 30 April 2011

1000Km for Pre '72 Sports Racing Cars

QUALIFYING LAP ANALYSIS - RACE 5 - Donington Park - 30 April 2011

(contd.)

32	Gelmini/Zweifler	Chevron B16			
1 - X:00.000	6 - 1:23.456	11 - 1:29.159P	16 - 1:20.208		
2 - 1:26.346	7 - 1:22.295	12 - 4:38.556	17 - 1:21.742		
3 - 1:28.471	8 - 1:25.180	13 - 1:21.618			
4 - 1:25.188	9 - 1:19.512	14 - 1:22.379			
5 - 1:25.826	10 - 1:20.199	15 - 1:21.229			
33	Hodges	Chevron B8			
1 - X:00.000	6 - 1:18.100	11 - 1:17.699	16 - 1:16.730		
2 - 8:02.844	7 - 1:18.367	12 - 1:17.017	17 - 1:16.784		
3 - 1:19.939	8 - 1:24.727P	13 - 1:17.519	18 - 1:17.544		
4 - 1:17.410	9 - 3:50.102	14 - 1:17.738	19 - 1:16.493		
5 - 1:20.425	10 - 1:18.157	15 - 1:17.116	20 - 1:17.316		
34	Boot	Chevron B16			
1 - X:00.000	6 - 1:19.789	11 - 1:16.934	16 - 1:16.986	21 - 1:17.718	
2 - 8:04.529	7 - 1:17.865	12 - 1:17.926	17 - 1:18.019		
3 - 1:21.713	8 - 1:19.558	13 - 1:16.609	18 - 1:16.836		
4 - 1:28.143P	9 - 1:16.954	14 - 1:17.446	19 - 1:23.642		
5 - 2:24.102	10 - 1:17.410	15 - 1:17.603	20 - 1:19.512		
35	Wolfe/Fox	Chevron B16 BMW			
1 - X:00.000	6 - 1:13.889	11 - 1:17.149	16 - 1:15.138		
2 - 7:47.886	7 - 1:12.742	12 - 1:15.110	17 - 1:12.881		
3 - 1:16.840	8 - 1:12.329	13 - 1:13.723	18 - 1:14.040		
4 - 1:13.466	9 - 1:25.770P	14 - 1:14.936	19 - 1:13.454		
5 - 1:15.285	10 - 2:49.914	15 - 1:13.863	20 - 1:25.584P		
42	Colman/Cousins	Chevron B8			
1 - X:00.000	6 - 5:41.730	11 - 1:21.439	16 - 1:19.902		
2 - 1:24.408	7 - 1:28.051	12 - 1:24.490			
3 - 1:24.619	8 - 1:23.022	13 - 1:20.600			
4 - 1:19.527	9 - 1:21.641	14 - 1:20.913			
5 - 1:22.463P	10 - 1:22.796	15 - 1:19.976			
45	Hammond	Chevron B8			
1 - 9:56.994	6 - 1:18.403	11 - 1:18.426	16 - 1:16.513		
2 - 8:05.582	7 - 1:17.990	12 - 1:27.293P	17 - 1:16.023		
3 - 1:19.733	8 - 1:17.657	13 - 2:43.639	18 - 1:15.821		
4 - 1:18.366	9 - 1:17.956	14 - 1:17.985	19 - 1:17.902		
5 - 1:20.670	10 - 1:17.894	15 - 1:16.815	20 - 1:40.793P		

Weather/Track: Sun/Dry

www.mstworld.com

Page 4 of 5

Donington Park
Circuit Length = 1.9573 miles.
Start: 11:22 End: 11:58

Printed - 12:00 Saturday, 30 April 2011

1000Km for Pre '72 Sports Racing Cars

QUALIFYING LAP ANALYSIS - RACE 5 - Donington Park - 30 April 2011

(contd.)

46	Coplowe/Stretton	Lola T70							
1 -	9:47.891	6 -	1:14.912	11 -	1:21.421	16 -	1:19.162	21 -	1:16.487
2 -	8:02.295	7 -	1:12.314	12 -	1:16.878	17 -	1:17.490		
3 -	1:13.503	8 -	1:20.668P	13 -	1:17.628	18 -	1:18.009		
4 -	1:14.298	9 -	2:43.087	14 -	1:17.278	19 -	1:20.294		
5 -	1:11.835	10 -	1:22.404	15 -	1:16.900	20 -	1:16.285		
70	Kremer	Elva Mk 8							
1 -	9:49.534	6 -	1:41.770	11 -	1:26.308	16 -	1:38.215P		
2 -	8:14.092	7 -	1:16.614	12 -	1:24.545	17 -	6:04.449		
3 -	1:21.052	8 -	1:16.359	13 -	1:17.724				
4 -	1:26.700	9 -	1:21.723	14 -	1:18.895				
5 -	1:17.948	10 -	1:25.638	15 -	1:16.320				
71	Henderson/Williams	Ford GT40							
1 -	X:00.000	6 -	1:19.801	11 -	3:18.533	16 -	1:27.773		
2 -	7:59.892	7 -	1:20.168	12 -	1:29.981	17 -	1:27.253		
3 -	1:21.888	8 -	1:20.130	13 -	1:28.382	18 -	1:38.252P		
4 -	1:21.325	9 -	1:19.769	14 -	1:31.168				
5 -	1:20.662	10 -	1:39.019P	15 -	1:30.475				
75	Angle/Angle	Chevron B16							
1 -	9:52.872	6 -	3:20.558	11 -	1:18.176	16 -	1:16.967		
2 -	8:10.546	7 -	1:24.038	12 -	1:17.327	17 -	1:17.087		
3 -	1:20.668	8 -	1:21.422	13 -	1:16.314	18 -	1:16.129		
4 -	1:22.085	9 -	1:21.310	14 -	1:17.510	19 -	1:27.231		
5 -	1:27.299P	10 -	1:19.616	15 -	1:16.762	20 -	1:31.735P		
99	Tonetti/Tonetti	Chevron B8							
1 -	X:00.000	6 -	1:22.984	11 -	1:35.282P				
2 -	1:28.682	7 -	1:21.758	12 -	4:25.266P				
3 -	1:23.961	8 -	1:27.522						
4 -	1:39.550	9 -	1:21.834						
5 -	1:22.776	10 -	1:21.219						
117	Jones/Adams	Lola T70 Mk1							
1 -	9:41.673	6 -	1:24.238	11 -	1:17.450	16 -	1:16.636		
2 -	8:18.642	7 -	1:27.935P	12 -	1:17.556	17 -	1:15.869		
3 -	1:22.576	8 -	3:13.671	13 -	1:16.491	18 -	1:30.634P		
4 -	1:22.741	9 -	1:20.530	14 -	1:31.526P				
5 -	1:23.206	10 -	1:18.004	15 -	1:57.962				

Weather/Track: Sun/Dry


www.mstworld.com

Page 5 of 5

Donington Park
Circuit Length = 1.9573 miles.
Start: 11:22 End: 11:58

Printed - 12:00 Saturday, 30 April 2011

1000Km for Pre '72 Sports Racing Cars
AMENDED GRID FOR RACE 5 - Donington Park - 30 April 2011

ROW 16	27	Meins	
ROW 15	99	Tonetti/Tonetti	12 Becker/Clark
ROW 14	71	Henderson/Williams	20 Singer/Hope
ROW 13	32	Gelmini/Zweifler	42 Colman/Cousins
ROW 12	10	Ball	16 Clark/Lindsay
ROW 11	11	Minshaw	23 Pearson/Pearson
ROW 10	34	Boot	19 Forsbrey/Newall
ROW 9	70	Kremer	33 Hodges
ROW 8	117	Jones/Adams	75 Angle/Angle
ROW 7	25	Farneti/Tba	45 Hammond
ROW 6	5	Benedini	15 Casey/Caton
ROW 5	28	Knapfield	3 Wright/Gans
ROW 4	8	Laidlaw/Hadfield	21 Watson
ROW 3	35	Wolfe/Fox	6 Voyazides/Hadfield
ROW 2	22	Sytner/Pearson	46 Coplowe/Stretton
ROW 1	26	Bryant	24 Tandy/Stretton
POLE			
			

Car 27 to start from back of grid
Weather/Track: Sun/Dry

Donington Park
 Circuit Length = 1.9573 km.
 Start: 11:22 End: 11:58

Clerk of the Course:		Timekeeper:
----------------------	--	-------------

1000Km for Pre '72 Sports Racing Cars

RACE 5 - CLASSIFICATION - Donington Park - 30 April 2011

POS	NO	CL	DRIVER	CAR	TIME	LAPS	GAP	MPH	BEST
1	26	5	Bryant	Lola T70 Mk 3	48:42.557	39		93.99	1:10.665
2	6	5	Voyazides/Hadfield	Lola T70 Mk3B	49:01.255	39	18.698	93.39	1:11.988
3	3	5	Wright/Gans	Lola T70 Mk 3B	49:41.707	38	1 LAP	89.76	1:13.544
4	8	3	Laidlaw/Hadfield	Chevron B16	49:49.954	38	1 LAP	89.51	1:13.948
5	21	3	Watson/O'Connell	Chevron B8	48:49.994	37	2 LAPS	88.94	1:14.584
6	28	2	Knapfield	Lola T70 MkII	48:53.790	37	2 LAPS	88.82	1:16.266
7	25	3	Farneti	Chevron B16 BMW	49:13.756	37	2 LAPS	88.22	1:16.070
8	70	1	Kremer	Elva Mk 8	49:18.240	37	2 LAPS	88.09	1:15.562
9	45	3	Hammond	Chevron B8	49:18.455	37	2 LAPS	88.08	1:15.349
10	33	3	Hodges	Chevron B8	49:29.027	37	2 LAPS	87.77	1:16.946
11	19	2	Forsbrey/Newall	Ford GT40	49:48.336	37	2 LAPS	87.20	1:17.247
12	34	3	Boot	Chevron B16	48:37.323	36	3 LAPS	86.91	1:17.380
13	5	3	Benedini	Chevron B16 FVC	49:12.665	36	3 LAPS	85.87	1:15.868
14	117	2	Jones/Adams	Lola T70 Mk1	49:36.303	36	3 LAPS	85.19	1:16.731
15	10	5	Ball	Ford GT40	49:02.850	35	4 LAPS	83.76	1:19.036
16	99	3	Tonetti/Tonetti	Chevron B8	49:06.854	35	4 LAPS	83.65	1:18.053
17	16	2	Clark/Lindsay	Ford GT 40	49:53.408	35	4 LAPS	82.35	1:19.782
18	32	3	Gelmini/Zweifler	Chevron B16	48:35.033	34	5 LAPS	82.14	1:20.590
19	20	3	Singer/Hope	Chevron B8	48:37.375	34	5 LAPS	82.08	1:20.087
20	75	3	Angle/Angle	Chevron B16	48:40.631	34	5 LAPS	81.99	1:15.592
21	15	3	Casey/Caton	Chevron B16	48:56.577	34	5 LAPS	81.54	1:15.742
22	71	2	Henderson/Williams	Ford GT40	48:35.200	33	6 LAPS	79.72	1:20.684
23	23	1	Pearson/Lockie	Lotus 23B	49:25.307	33	6 LAPS	78.37	1:18.360
24	42	3	Colman/Cousins	Chevron B8	49:07.852	32	7 LAPS	76.45	1:19.459
25	12	3	Becker/Clark	Porsche 910	49:48.517	31	8 LAPS	73.05	1:28.979

NOT CLASSIFIED

46	5	Coplowe/Stretton	Lola T70	48:54.853	26	N.C.F.	62.38	1:12.312
35	5	Wolfe/Fox	Lola T70	13:45.713	11	D.N.F.	93.73	1:12.647
27	5	Meins	Lola T70 Mk3 B	5:30.404	4	D.N.F.	84.96	1:17.640
24	5	Tandy/Stretton	Lola T70 3B	6:31.173	2	D.N.F.	35.74	1:19.597

FASTEST LAP

26	5	Bryant	Lola T70 Mk 3	1:10.665	39	99.71mph	160.47kph
8	3	Laidlaw/Hadfield	Chevron B16	1:13.948	29	95.28mph	153.34kph
70	1	Kremer	Elva Mk 8	1:15.562	24	93.25mph	150.07kph
28	2	Knapfield	Lola T70 MkII	1:16.266	22	92.39mph	148.68kph

Race red flagged at 40 laps. Car 22 not running at time of red flag.
Weather/Track: Sun/Dry Cars 24,27,35-1 lap penalty for not taking mandatory pit stop.

Donington Park
Circuit Length = 1.9573 miles.
Start: 18:59 End: 19:50

Clerk of the Course:	Timekeeper:
----------------------	-------------

1000Km for Pre '72 Sports Racing Cars

RACE 5 - LAP ANALYSIS - Donington Park - 30 April 2011

3	Wright/Gans	Lola T70 Mk 3B					
1 -	1:25.984	11 -	1:16.544	21 -	1:15.834	31 -	1:15.203
2 -	1:21.507	12 -	1:16.331	22 -	1:25.096 ^P	32 -	1:15.034
3 -	1:17.418	13 -	1:16.676	23 -	2:14.846	33 -	1:14.418
4 -	1:17.563	14 -	1:17.473	24 -	1:16.396	34 -	1:14.101
5 -	1:17.491	15 -	1:17.619	25 -	1:15.170	35 -	1:13.544
6 -	1:19.363	16 -	1:16.259	26 -	1:15.927	36 -	1:13.911
7 -	1:17.592	17 -	1:19.080	27 -	1:16.288	37 -	1:16.389
8 -	1:17.061	18 -	1:18.011	28 -	1:15.551	38 -	1:15.009
9 -	1:16.880	19 -	1:16.506	29 -	1:14.461		
10 -	1:16.712	20 -	1:17.564	30 -	1:14.895		
5	Benedini	Chevron B16 FVC					
1 -	1:24.736	11 -	1:16.762	21 -	1:16.601	31 -	1:17.357
2 -	1:19.060	12 -	1:17.984	22 -	1:18.289	32 -	1:16.637
3 -	1:18.981	13 -	1:17.288	23 -	1:16.979	33 -	1:18.290
4 -	1:18.147	14 -	1:17.295	24 -	1:17.087	34 -	1:26.378 ^P
5 -	1:18.088	15 -	1:17.214	25 -	1:24.779	35 -	3:33.857
6 -	1:20.954	16 -	1:17.437	26 -	1:18.197	36 -	1:18.845
7 -	1:18.089	17 -	1:16.222	27 -	1:16.948		
8 -	1:17.783	18 -	1:18.655	28 -	1:15.868		
9 -	1:17.257	19 -	1:17.119	29 -	1:16.623		
10 -	1:17.129	20 -	1:17.356	30 -	1:16.374		
6	Voyazides/Hadfield	Lola T70 Mk3B					
1 -	1:18.553	11 -	1:12.340	21 -	2:05.529	31 -	1:13.901
2 -	1:12.560	12 -	1:13.516	22 -	1:16.092	32 -	1:15.823
3 -	1:12.988	13 -	1:12.339	23 -	1:20.721	33 -	1:13.276
4 -	1:14.096	14 -	1:13.686	24 -	1:16.808	34 -	1:14.379
5 -	1:12.587	15 -	1:13.248	25 -	1:13.689	35 -	1:13.622
6 -	1:11.988	16 -	1:13.244	26 -	1:13.795	36 -	1:14.314
7 -	1:12.716	17 -	1:13.603	27 -	1:14.291	37 -	1:13.159
8 -	1:13.716	18 -	1:13.738	28 -	1:15.210	38 -	1:14.116
9 -	1:12.808	19 -	1:12.904	29 -	1:14.725	39 -	1:13.284
10 -	1:12.450	20 -	1:17.612 ^P	30 -	1:13.829		
8	Laidlaw/Hadfield	Chevron B16					
1 -	1:24.265	11 -	1:16.979	21 -	1:16.774	31 -	1:16.037
2 -	1:20.816	12 -	1:18.448	22 -	1:17.607	32 -	1:14.739
3 -	1:19.344	13 -	1:19.265	23 -	1:22.107 ^P	33 -	1:15.604
4 -	1:21.672	14 -	1:17.541	24 -	2:07.720	34 -	1:14.372
5 -	1:18.448	15 -	1:19.112	25 -	1:14.749	35 -	1:14.334
6 -	1:21.163	16 -	1:17.227	26 -	1:14.835	36 -	1:14.667
7 -	1:19.105	17 -	1:16.810	27 -	1:15.571	37 -	1:16.060
8 -	1:17.504	18 -	1:19.137	28 -	1:14.460	38 -	1:15.224
9 -	1:17.054	19 -	1:16.139	29 -	1:13.948		
10 -	1:17.185	20 -	1:18.695	30 -	1:15.237		

Weather/Track: Sun/Dry

www.mstworld.com

Page 1 of 7

Donington Park
Circuit Length = 1.9573 miles.
Start: 18:59 End: 19:50

Printed - 20:00 Saturday, 30 April 2011

1000Km for Pre '72 Sports Racing Cars

RACE 5 - LAP ANALYSIS - Donington Park - 30 April 2011

(contd.)

10	Ball	Ford GT40											
1 -	1:31.202	6 -	1:21.730	11 -	1:22.289	16 -	1:24.294	21 -	1:20.736	26 -	1:19.660	31 -	1:19.610
2 -	1:23.169	7 -	1:22.055	12 -	1:20.997	17 -	1:28.501P	22 -	1:21.998	27 -	1:20.851	32 -	1:23.043
3 -	1:21.416	8 -	1:26.860	13 -	1:21.959	18 -	2:35.034	23 -	1:21.803	28 -	1:19.581	33 -	1:20.021
4 -	1:20.220	9 -	1:23.565	14 -	1:20.831	19 -	1:21.458	24 -	1:20.269	29 -	1:19.455	34 -	1:19.413
5 -	1:22.413	10 -	1:22.170	15 -	1:20.137	20 -	1:23.470	25 -	1:19.265	30 -	1:24.339	35 -	1:19.036
12	Becker/Clark	Porsche 910											
1 -	1:48.842	6 -	1:31.979	11 -	1:34.958	16 -	1:33.280	21 -	1:31.696	26 -	1:34.263	31 -	1:28.979
2 -	1:36.606	7 -	1:32.867	12 -	1:32.517	17 -	1:32.580	22 -	1:31.642	27 -	1:33.319		
3 -	1:32.313	8 -	1:33.714	13 -	1:32.020	18 -	1:32.925	23 -	1:33.543	28 -	1:30.993		
4 -	1:34.657	9 -	1:31.542	14 -	1:37.460	19 -	1:32.788	24 -	1:37.564P	29 -	1:31.978		
5 -	1:36.205	10 -	1:34.526	15 -	1:35.978	20 -	1:33.544	25 -	2:53.450	30 -	1:29.789		
15	Casey/Caton	Chevron B16											
1 -	1:32.000	6 -	1:26.670	11 -	1:26.749	16 -	1:32.730P	21 -	1:16.457	26 -	1:16.890	31 -	1:17.253
2 -	1:25.972	7 -	1:25.483	12 -	1:46.088	17 -	3:29.632	22 -	1:16.353	27 -	1:17.131	32 -	1:19.830
3 -	1:29.075	8 -	1:24.510	13 -	1:31.389	18 -	1:19.402	23 -	1:18.085	28 -	1:15.742	33 -	1:16.368
4 -	1:23.602	9 -	1:24.553	14 -	1:27.281	19 -	1:17.937	24 -	1:17.250	29 -	1:16.471	34 -	1:15.915
5 -	1:26.969	10 -	1:25.287	15 -	1:27.222	20 -	1:17.022	25 -	1:16.058	30 -	1:17.201		
16	Clark/Lindsay	Ford GT 40											
1 -	1:33.253	6 -	1:22.036	11 -	1:20.712	16 -	1:22.860	21 -	1:23.162	26 -	1:27.305P	31 -	1:20.041
2 -	1:25.014	7 -	1:23.284	12 -	1:21.434	17 -	1:22.020	22 -	1:20.406	27 -	2:09.650	32 -	1:19.788
3 -	1:25.435	8 -	1:21.334	13 -	1:20.813	18 -	1:19.892	23 -	1:19.782	28 -	1:21.760	33 -	1:20.419
4 -	1:23.969	9 -	1:23.093	14 -	1:20.562	19 -	1:27.622P	24 -	1:26.555	29 -	1:20.048	34 -	1:20.088
5 -	1:24.425	10 -	1:21.280	15 -	1:20.962	20 -	2:19.922	25 -	1:22.510	30 -	1:21.169	35 -	1:20.803
19	Forsbrey/Newall	Ford GT40											
1 -	1:29.324	11 -	1:18.385	21 -	1:17.247	31 -	1:18.403						
2 -	1:19.344	12 -	1:19.096	22 -	1:18.360	32 -	1:19.185						
3 -	1:19.456	13 -	1:18.952	23 -	1:18.217	33 -	1:20.183						
4 -	1:18.989	14 -	1:18.599	24 -	1:23.333P	34 -	1:19.592						
5 -	1:19.379	15 -	1:18.238	25 -	2:17.478	35 -	1:18.732						
6 -	1:19.478	16 -	1:17.998	26 -	1:19.657	36 -	1:20.188						
7 -	1:19.335	17 -	1:17.392	27 -	1:18.877	37 -	1:19.093						
8 -	1:18.402	18 -	1:17.573	28 -	1:19.583								
9 -	1:18.719	19 -	1:17.496	29 -	1:18.425								
10 -	1:18.376	20 -	1:17.870	30 -	1:19.382								
20	Singer/Hope	Chevron B8											
1 -	1:38.891	6 -	1:23.414	11 -	1:20.860	16 -	1:23.720	21 -	2:30.885	26 -	1:20.155	31 -	1:23.236
2 -	1:25.709	7 -	1:23.100	12 -	1:21.512	17 -	1:26.417	22 -	1:23.212	27 -	1:21.408	32 -	1:26.326
3 -	1:23.552	8 -	1:21.882	13 -	1:20.853	18 -	1:23.227	23 -	1:25.322	28 -	1:20.307	33 -	1:25.571
4 -	1:23.068	9 -	1:21.530	14 -	1:20.087	19 -	1:23.946	24 -	1:23.080	29 -	1:22.827	34 -	1:29.945
5 -	1:22.910	10 -	1:22.033	15 -	1:24.383	20 -	1:27.858P	25 -	1:23.577	30 -	1:22.572		

Weather/Track: Sun/Dry

www.mstworld.com

Page 2 of 7

Donington Park
Circuit Length = 1.9573 miles.
Start: 18:59 End: 19:50

Printed - 20:00 Saturday, 30 April 2011

1000Km for Pre '72 Sports Racing Cars
RACE 5 - LAP ANALYSIS - Donington Park - 30 April 2011
 (contd.)

21	Watson/O'Connell	Chevron B8					
1 - 1:23.681	11 - 1:16.906	21 - 2:20.991	31 - 1:15.028				
2 - 1:19.703	12 - 1:18.262	22 - 1:15.502	32 - 1:17.027				
3 - 1:20.070	13 - 1:17.091	23 - 1:16.232	33 - 1:16.179				
4 - 1:18.401	14 - 1:18.271	24 - 1:15.027	34 - 1:16.953				
5 - 1:19.471	15 - 1:17.827	25 - 1:14.584	35 - 1:17.035				
6 - 1:18.956	16 - 1:17.390	26 - 1:15.151	36 - 1:15.473				
7 - 1:18.174	17 - 1:18.888	27 - 1:15.062	37 - 1:15.465				
8 - 1:18.911	18 - 1:18.962	28 - 1:15.792					
9 - 1:17.410	19 - 1:18.151	29 - 1:15.771					
10 - 1:16.982	20 - 1:23.661P	30 - 1:15.554					
22	Sytner/Pearson	Lola T70 3B					
1 - 1:17.256	11 - 1:15.244	21 - 1:14.059	31 - 1:13.681				
2 - 1:13.613	12 - 1:13.095	22 - 1:13.157	32 - 1:18.109P				
3 - 1:14.500	13 - 1:12.306	23 - 1:13.237	33 - 1:59.250				
4 - 1:14.024	14 - 1:15.968	24 - 1:13.660	34 - 1:14.086				
5 - 1:13.323	15 - 1:15.108	25 - 1:14.747	35 - 1:11.876				
6 - 1:13.060	16 - 1:14.268	26 - 1:13.236	36 - 1:12.798				
7 - 1:13.360	17 - 1:13.348	27 - 1:15.023	37 - 1:12.594				
8 - 1:14.812	18 - 1:14.832	28 - 1:14.278	38 - 1:12.628				
9 - 1:13.933	19 - 1:14.957	29 - 1:13.563	39 - 1:12.047				
10 - 1:13.455	20 - 1:13.814	30 - 1:12.824					
23	Pearson/Lockie	Lotus 23B					
1 - 1:29.846	6 - 1:19.733	11 - 1:19.769	16 - 1:19.063	21 - 1:20.195	26 - 1:19.663	31 - 1:19.276	
2 - 2:11.270P	7 - 1:19.183	12 - 1:18.966	17 - 1:19.836	22 - 1:19.717	27 - 1:20.441	32 - 1:18.856	
3 - 4:21.920	8 - 1:19.606	13 - 1:19.519	18 - 1:20.811	23 - 1:20.184	28 - 1:21.386	33 - 1:18.360	
4 - 1:25.416	9 - 1:21.254	14 - 1:18.986	19 - 1:28.225P	24 - 1:19.590	29 - 1:18.995		
5 - 1:21.114	10 - 1:19.731	15 - 1:19.263	20 - 2:34.618	25 - 1:20.351	30 - 1:20.164		
24	Tandy/Stretton	Lola T70 3B					
1 - 1:19.597							
2 - 5:11.576D							

Weather/Track: Sun/Dry

www.mstworld.com

Page 3 of 7

Donington Park
 Circuit Length = 1.9573 miles.
 Start: 18:59 End: 19:50

Printed - 20:00 Saturday, 30 April 2011

1000Km for Pre '72 Sports Racing Cars
RACE 5 - LAP ANALYSIS - Donington Park - 30 April 2011
 (contd.)

25	Farneti/Tba	Chevron B16 BMW					
1 -	1:25.231	11 -	1:16.913	21 -	1:17.204	31 -	1:17.212
2 -	1:20.398	12 -	1:18.432	22 -	1:18.820	32 -	1:17.363
3 -	1:18.949	13 -	1:17.425	23 -	1:19.405	33 -	1:18.172
4 -	1:17.843	14 -	1:17.103	24 -	1:17.081	34 -	1:21.150P
5 -	1:19.179	15 -	1:17.090	25 -	1:17.425	35 -	2:25.458
6 -	1:20.504	16 -	1:17.171	26 -	1:16.811	36 -	1:17.570
7 -	1:17.286	17 -	1:16.932	27 -	1:16.492	37 -	1:17.246
8 -	1:17.266	18 -	1:19.784	28 -	1:16.493		
9 -	1:17.139	19 -	1:16.070	29 -	1:16.666		
10 -	1:16.887	20 -	1:18.461	30 -	1:17.125		
26	Bryant	Lola T70 Mk 3					
1 -	1:16.259	11 -	1:12.370	21 -	1:11.609	31 -	1:12.681
2 -	1:13.343	12 -	1:12.495	22 -	1:11.286	32 -	1:14.414
3 -	1:14.219	13 -	1:13.251	23 -	1:11.441	33 -	1:12.197
4 -	1:14.624	14 -	1:14.912	24 -	1:11.825	34 -	1:13.177
5 -	1:13.475	15 -	1:12.567	25 -	1:14.933	35 -	1:12.979
6 -	1:12.650	16 -	1:13.564	26 -	1:19.966P	36 -	1:12.150
7 -	1:14.155	17 -	1:12.832	27 -	2:24.716	37 -	1:12.693
8 -	1:13.201	18 -	1:16.005	28 -	1:11.943	38 -	1:11.486
9 -	1:13.350	19 -	1:12.420	29 -	1:11.916	39 -	1:10.665
10 -	1:12.135	20 -	1:11.245	30 -	1:11.408		
27	Meins	Lola T70 Mk3 B					
1 -	1:33.444						
2 -	1:19.676						
3 -	1:19.644						
4 -	1:17.640						
28	Knapfield	Lola T70 MkII					
1 -	1:22.671	11 -	1:18.220	21 -	1:17.130	31 -	1:17.288
2 -	1:20.090	12 -	1:18.243	22 -	1:16.266	32 -	1:18.055
3 -	1:18.964	13 -	1:16.903	23 -	1:16.366	33 -	1:16.734
4 -	1:17.220	14 -	1:17.449	24 -	1:16.635	34 -	1:17.765
5 -	1:17.808	15 -	1:18.287	25 -	1:17.654	35 -	1:17.538
6 -	1:18.974	16 -	1:19.057	26 -	1:16.840	36 -	1:18.245
7 -	1:17.380	17 -	1:18.532	27 -	1:18.526	37 -	1:16.893
8 -	1:17.381	18 -	1:17.508	28 -	1:17.991		
9 -	1:16.601	19 -	1:22.544P	29 -	1:17.213		
10 -	1:16.525	20 -	2:08.133	30 -	1:18.161		

Weather/Track: Sun/Dry

www.mstworld.com

Page 4 of 7

Donington Park
 Circuit Length = 1.9573 miles.
 Start: 18:59 End: 19:50

Printed - 20:00 Saturday, 30 April 2011

1000Km for Pre '72 Sports Racing Cars

RACE 5 - LAP ANALYSIS - Donington Park - 30 April 2011

(contd.)

32	Gelmini/Zweifler	Chevron B16					
1 - 1:40.740 ^P	6 - 1:22.066	11 - 1:21.506	16 - 1:25.654	21 - 1:21.398	26 - 1:21.149	31 - 1:36.717	
2 - 2:46.696	7 - 1:21.814	12 - 1:21.042	17 - 1:22.852	22 - 1:20.985	27 - 1:22.615	32 - 1:23.336	
3 - 1:24.121	8 - 1:21.411	13 - 1:22.636	18 - 1:20.590	23 - 1:22.363	28 - 1:21.609	33 - 1:22.230	
4 - 1:25.793	9 - 1:20.641	14 - 1:24.150	19 - 1:21.076	24 - 1:20.667	29 - 1:21.411	34 - 1:21.255	
5 - 1:21.612	10 - 1:21.524	15 - 1:23.188	20 - 1:23.678	25 - 1:22.691	30 - 1:23.817		
33	Hodges	Chevron B8					
1 - 1:29.543	11 - 1:17.986	21 - 1:18.264	31 - 1:18.261				
2 - 1:21.379	12 - 1:18.275	22 - 1:17.837	32 - 1:18.462				
3 - 1:19.489	13 - 1:17.884	23 - 1:17.331	33 - 1:18.294				
4 - 1:18.891	14 - 1:17.654	24 - 1:16.946	34 - 1:18.242				
5 - 1:18.252	15 - 1:17.041	25 - 1:17.090	35 - 1:19.879				
6 - 1:19.440	16 - 1:17.301	26 - 1:18.578	36 - 1:21.675 ^P				
7 - 1:20.245	17 - 1:17.126	27 - 1:18.666	37 - 2:19.061				
8 - 1:18.994	18 - 1:18.202	28 - 1:18.373					
9 - 1:18.569	19 - 1:17.014	29 - 1:16.994					
10 - 1:17.467	20 - 1:17.157	30 - 1:17.165					
34	Boot	Chevron B16					
1 - 1:30.447	11 - 1:18.863	21 - 1:17.966	31 - 1:19.150				
2 - 1:20.820	12 - 1:18.291	22 - 1:19.161	32 - 1:17.420				
3 - 1:22.161	13 - 1:23.423	23 - 1:18.172	33 - 1:17.601				
4 - 1:19.287	14 - 1:19.199	24 - 1:18.873	34 - 1:17.380				
5 - 1:20.198	15 - 1:17.647	25 - 1:17.407	35 - 1:17.894				
6 - 1:18.446	16 - 1:18.692	26 - 1:18.007	36 - 1:17.554				
7 - 1:18.866	17 - 1:18.712	27 - 1:22.499 ^P					
8 - 1:18.463	18 - 1:18.159	28 - 2:27.051					
9 - 1:17.825	19 - 1:18.080	29 - 1:19.165					
10 - 1:18.113	20 - 1:17.943	30 - 1:18.388					
35	Wolfe/Fox	Chevron B16 BMW					
1 - 1:20.436	6 - 1:13.796	11 - 1:12.647					
2 - 1:15.279	7 - 1:12.987						
3 - 1:15.206	8 - 1:14.065						
4 - 1:14.652	9 - 1:15.249						
5 - 1:15.571	10 - 1:15.825						
42	Colman/Cousins	Chevron B8					
1 - 1:34.220	6 - 1:20.397	11 - 1:20.967	16 - 1:22.019	21 - 1:19.459	26 - 1:21.834	31 - 1:22.045	
2 - 1:25.335	7 - 1:22.909	12 - 1:21.096	17 - 1:20.991	22 - 1:19.476	27 - 5:21.425	32 - 1:22.033	
3 - 1:24.850	8 - 1:21.270	13 - 1:19.586	18 - 1:21.112	23 - 1:20.534	28 - 1:25.523		
4 - 1:23.687	9 - 1:20.993	14 - 1:19.915	19 - 1:20.715	24 - 1:24.068 ^P	29 - 1:21.159		
5 - 1:22.816	10 - 1:20.227	15 - 1:21.498	20 - 1:20.425	25 - 2:40.826	30 - 1:24.442		

Weather/Track: Sun/Dry

www.mstworld.com

Page 5 of 7

Donington Park
Circuit Length = 1.9573 miles.
Start: 18:59 End: 19:50

Printed - 20:00 Saturday, 30 April 2011

1000Km for Pre '72 Sports Racing Cars
RACE 5 - LAP ANALYSIS - Donington Park - 30 April 2011
 (contd.)

45	Hammond	Chevron B8					
1 - 1:25.885	11 - 1:19.030	21 - 1:18.296	31 - 1:16.136				
2 - 1:21.333	12 - 1:18.240	22 - 1:18.229	32 - 1:15.843				
3 - 1:19.989	13 - 1:24.023	23 - 1:18.616	33 - 1:15.865				
4 - 1:19.525	14 - 1:18.881	24 - 1:18.674	34 - 1:15.637				
5 - 1:19.592	15 - 1:18.683	25 - 1:16.914	35 - 1:17.641				
6 - 1:19.984	16 - 1:17.908	26 - 1:17.218	36 - 1:15.691				
7 - 1:19.990	17 - 1:19.528	27 - 1:21.692P	37 - 1:15.349				
8 - 1:19.238	18 - 1:19.262	28 - 2:04.729					
9 - 1:19.065	19 - 1:17.785	29 - 1:19.051					
10 - 1:18.652	20 - 1:18.105	30 - 1:18.176					
46	Coplowe/Stretton	Lola T70					
1 - 1:19.869	6 - 1:12.783	11 - 1:14.905	16 - 1:17.610P	21 - 1:17.987	26 - 1:16.115		
2 - 1:15.214	7 - 1:12.864	12 - 1:12.312	17 - X:00.000	22 - 1:18.527			
3 - 1:14.670	8 - 1:13.437	13 - 1:12.448	18 - 1:21.170	23 - 1:20.532			
4 - 1:13.432	9 - 1:13.551	14 - 1:13.878	19 - 1:18.457	24 - 1:17.673			
5 - 1:13.585	10 - 1:12.457	15 - 1:13.779	20 - 1:21.755	25 - 1:17.883			
70	Kremer	Elva Mk 8					
1 - 1:27.756	11 - 1:19.265	21 - 1:23.023P	31 - 1:20.940				
2 - 1:21.317	12 - 1:17.658	22 - 2:06.800	32 - 1:18.607				
3 - 1:19.933	13 - 1:20.180	23 - 1:17.814	33 - 1:16.561				
4 - 1:18.599	14 - 1:17.890	24 - 1:15.562	34 - 1:22.824				
5 - 1:19.181	15 - 1:17.451	25 - 1:16.544	35 - 1:17.017				
6 - 1:19.767	16 - 1:18.154	26 - 1:15.967	36 - 1:16.812				
7 - 1:20.265	17 - 1:17.356	27 - 1:17.493	37 - 1:16.176				
8 - 1:19.084	18 - 1:17.449	28 - 1:17.349					
9 - 1:18.260	19 - 1:18.464	29 - 1:18.163					
10 - 1:17.636	20 - 1:17.152	30 - 1:17.771					
71	Henderson/Williams	Ford GT40					
1 - 1:34.910	6 - 1:21.231	11 - 1:21.014	16 - 1:24.459	21 - 1:30.104P	26 - 1:31.396	31 - 1:36.637	
2 - 1:24.340	7 - 1:25.380	12 - 1:21.272	17 - 1:23.063	22 - 2:42.045	27 - 1:29.043	32 - 1:30.306	
3 - 1:24.890	8 - 1:21.585	13 - 1:20.925	18 - 1:20.920	23 - 1:31.306	28 - 1:28.197	33 - 1:31.629	
4 - 1:23.221	9 - 1:22.336	14 - 1:21.104	19 - 1:21.695	24 - 1:32.489	29 - 1:31.272		
5 - 1:21.879	10 - 1:20.914	15 - 1:20.684	20 - 1:23.055	25 - 1:29.131	30 - 1:32.768		
75	Angle/Angle	Chevron B16					
1 - 1:29.181	6 - 1:20.355	11 - 1:18.787	16 - 1:19.422	21 - 1:18.892	26 - 1:18.592	31 - 1:16.429	
2 - 1:21.651	7 - 1:21.699	12 - 1:21.734	17 - 1:19.431	22 - 1:19.710	27 - 1:18.117	32 - 1:15.947	
3 - 1:21.446	8 - 1:19.760	13 - 1:23.222	18 - 1:19.291	23 - 1:23.712P	28 - 1:17.210	33 - 1:15.817	
4 - 1:20.328	9 - 1:19.540	14 - 1:23.789	19 - 1:20.123	24 - 4:41.397	29 - 1:19.458	34 - 1:15.592	
5 - 1:21.913	10 - 1:21.262	15 - 1:21.762	20 - 1:19.072	25 - 1:18.074	30 - 1:17.916		

Weather/Track: Sun/Dry

www.mstworld.com

Page 6 of 7

Donington Park
 Circuit Length = 1.9573 miles.
 Start: 18:59 End: 19:50

Printed - 20:00 Saturday, 30 April 2011

1000Km for Pre '72 Sports Racing Cars

RACE 5 - LAP ANALYSIS - Donington Park - 30 April 2011

(contd.)

99	Tonetti/Tonetti		Chevron B8																																
1 - 1:37.289	6 - 1:20.968	11 - 1:20.565	16 - 1:20.402	21 - 1:20.131	26 - 1:20.304	31 - 1:20.870	2 - 1:22.798	7 - 1:21.646	12 - 1:20.821	17 - 1:20.166	22 - 1:21.263	27 - 1:20.598	32 - 1:20.475	3 - 1:25.288	8 - 1:20.125	13 - 1:20.374	18 - 1:19.799	23 - 1:19.687	28 - 1:24.927P	33 - 1:18.888	4 - 1:22.846	9 - 1:21.135	14 - 1:20.210	19 - 1:20.880	24 - 1:19.318	29 - 3:02.041	34 - 1:18.836	5 - 1:23.623	10 - 1:20.330	15 - 1:21.275	20 - 1:20.841	25 - 1:19.529	30 - 1:20.553	35 - 1:18.053	
117	Jones/Adams		Lola T70 Mk1																																
1 - 1:27.257	11 - 1:17.272	21 - 1:16.992	31 - 1:23.601	2 - 1:21.045	12 - 1:17.003	22 - 1:17.603	32 - 1:34.729	3 - 1:19.554	13 - 1:19.399	23 - 1:17.547	33 - 1:24.980	4 - 1:18.440	14 - 1:18.057	24 - 1:24.084P	34 - 1:23.387	5 - 1:18.689	15 - 1:17.763	25 - 2:25.718	35 - 1:22.471	6 - 1:20.066	16 - 1:18.020	26 - 1:25.074	36 - 1:22.179	7 - 1:18.500	17 - 1:17.262	27 - 1:33.374	8 - 1:17.287	18 - 1:19.316	28 - 1:24.516	9 - 1:17.425	19 - 1:16.731	29 - 1:21.665	10 - 1:17.281	20 - 1:18.790	30 - 1:23.226

Weather/Track: Sun/Dry

www.mstworld.com

Page 7 of 7

Donington Park
Circuit Length = 1.9573 miles.
Start: 18:59 End: 19:50

Printed - 20:00 Saturday, 30 April 2011

1000Km for Pre '72 Sports Racing Cars
RACE 5 - LAP CHART - Donington Park - 30 April 2011

Lap 1			Lap 2			Lap 3			Lap 4			Lap 5		
No	Behind	Laptime	No	Behind	Laptime	No	Behind	Laptime	No	Behind	Laptime	No	Behind	Laptime
26		1:16.259	26		1:13.343	26		1:14.219	6		1:14.096	6		1:12.587
22	0.997	1:17.256	22	1.267	1:13.613	6	0.280	1:12.988	26	0.248	1:14.624	26	1.136	1:13.475
6	2.294	1:18.553	6	1.511	1:12.560	22	1.548	1:14.500	22	1.196	1:14.024	22	1.932	1:13.323
24	3.338	1:19.597	46	5.481	1:15.214	46	5.932	1:14.670	46	4.988	1:13.432	46	5.986	1:13.585
46	3.610	1:19.869	35	6.113	1:15.279	35	7.100	1:15.206	35	7.376	1:14.652	35	10.360	1:15.571
35	4.177	1:20.436	28	13.159	1:20.090	28	17.904	1:18.964	28	20.748	1:17.220	24	3 LAPS	5:11.576D
28	6.412	1:22.671	21	13.782	1:19.703	5	18.956	1:18.981	5	22.727	1:18.147	12	1 LAP	1:34.657
21	7.422	1:23.681	5	14.194	1:19.060	21	19.633	1:20.070	21	23.658	1:18.401	28	25.969	1:17.808
8	8.006	1:24.265	8	15.479	1:20.816	8	20.604	1:19.344	25	24.224	1:17.843	5	28.228	1:18.088
5	8.477	1:24.736	25	16.027	1:20.398	25	20.757	1:18.949	3	24.275	1:17.563	3	29.179	1:17.491
25	8.972	1:25.231	45	17.616	1:21.333	3	21.088	1:17.418	8	27.900	1:21.672	21	30.542	1:19.471
45	9.626	1:25.885	3	17.889	1:21.507	45	23.386	1:19.989	117	28.099	1:18.440	25	30.816	1:19.179
3	9.725	1:25.984	117	18.700	1:21.045	117	24.035	1:19.554	45	28.535	1:19.525	8	33.761	1:18.448
117	10.998	1:27.257	19	19.066	1:19.344	19	24.303	1:19.456	19	28.916	1:18.989	117	34.201	1:18.689
70	11.497	1:27.756	70	19.471	1:21.317	70	25.185	1:19.933	70	29.408	1:18.599	45	35.540	1:19.592
75	12.922	1:29.181	75	21.230	1:21.651	33	26.590	1:19.489	33	31.105	1:18.891	19	35.708	1:19.379
19	13.065	1:29.324	33	21.320	1:21.379	75	28.457	1:21.446	27	32.207	1:17.640	70	36.002	1:19.181
33	13.284	1:29.543	34	21.665	1:20.820	27	28.943	1:19.644	75	34.409	1:20.328	33	36.770	1:18.252
23	13.587	1:29.846	27	23.518	1:19.676	34	29.607	1:22.161	34	34.518	1:19.287	34	42.129	1:20.198
34	14.188	1:30.447	10	24.769	1:23.169	10	31.966	1:21.416	10	37.810	1:20.220	75	43.735	1:21.913
10	14.943	1:31.202	15	28.370	1:25.972	16	39.881	1:25.435	71	49.164	1:23.221	10	47.636	1:22.413
15	15.741	1:32.000	16	28.665	1:25.014	71	40.319	1:24.890	16	49.474	1:23.969	71	58.456	1:21.879
16	16.994	1:33.253	71	29.648	1:24.340	42	40.584	1:24.850	42	49.895	1:23.687	42	1:00.124	1:22.816
27	17.185	1:33.444	42	29.953	1:25.335	99	41.554	1:25.288	99	50.024	1:22.846	99	1:01.060	1:23.623
42	17.961	1:34.220	99	30.485	1:22.798	15	43.226	1:29.075	15	52.452	1:23.602	16	1:01.312	1:24.425
71	18.651	1:34.910	20	34.998	1:25.709	32	1 LAP	2:46.696	20	53.023	1:23.068	20	1:03.346	1:22.910
99	21.030	1:37.289	12	55.846	1:36.606	20	44.331	1:23.552	32	1 LAP	1:24.121	32	1 LAP	1:25.793
20	22.632	1:38.891	23	1:11.514	2:11.270P	12	1:13.940	1:32.313				15	1:06.834	1:26.969
32	24.481	1:40.740P												
12	32.583	1:48.842												

Weather/Track: Sun/Dry

www.mstworld.com

Page 1 of 8

Donington Park
Circuit Length = 1.9573 miles.
Start: 18:59 End: 19:50

Printed - 20:00 Saturday, 30 April 2011

1000Km for Pre '72 Sports Racing Cars
RACE 5 - LAP CHART - Donington Park - 30 April 2011
 (contd.)

Lap 6			Lap 7			Lap 8			Lap 9			Lap 10		
No	Behind	Laptime	No	Behind	Laptime	No	Behind	Laptime	No	Behind	Laptime	No	Behind	Laptime
6		1:11.988	6		1:12.716	6		1:13.716	6		1:12.808	6		1:12.450
26	1.798	1:12.650	20	1 LAP	1:23.414	26	2.722	1:13.201	26	3.264	1:13.350	75	1 LAP	1:19.540
22	3.004	1:13.060	26	3.237	1:14.155	22	4.744	1:14.812	22	5.869	1:13.933	26	2.949	1:12.135
46	6.781	1:12.783	32	2 LAPS	1:21.612	42	1 LAP	1:22.909	10	1 LAP	1:26.860	22	6.874	1:13.455
35	12.168	1:13.796	22	3.648	1:13.360	99	1 LAP	1:21.646	46	7.393	1:13.551	46	7.400	1:12.457
28	32.955	1:18.974	46	6.929	1:12.864	46	6.650	1:13.437	12	2 LAPS	1:32.867	10	1 LAP	1:23.565
3	36.554	1:19.363	15	1 LAP	1:26.670	71	1 LAP	1:25.380	99	1 LAP	1:20.125	35	18.604	1:15.825
5	37.194	1:20.954	35	12.439	1:12.987	16	1 LAP	1:23.284	42	1 LAP	1:21.270	99	1 LAP	1:21.135
21	37.510	1:18.956	28	37.619	1:17.380	20	1 LAP	1:23.100	35	15.229	1:15.249	42	1 LAP	1:20.993
25	39.332	1:20.504	3	41.430	1:17.592	32	2 LAPS	1:22.066	71	1 LAP	1:21.585	71	1 LAP	1:22.336
23	3 LAPS	4:21.920	5	42.567	1:18.089	35	12.788	1:14.065	16	1 LAP	1:21.334	16	1 LAP	1:23.093
117	42.279	1:20.066	21	42.968	1:18.174	15	1 LAP	1:25.483	20	1 LAP	1:21.882	20	1 LAP	1:21.530
8	42.936	1:21.163	25	43.902	1:17.286	28	41.284	1:17.381	32	2 LAPS	1:21.814	32	2 LAPS	1:21.411
19	43.198	1:19.478	117	48.063	1:18.500	3	44.775	1:17.061	15	1 LAP	1:24.510	12	2 LAPS	1:33.714
45	43.536	1:19.984	8	49.325	1:19.105	5	46.634	1:17.783	28	45.077	1:16.601	15	1 LAP	1:24.553
70	43.781	1:19.767	19	49.817	1:19.335	25	47.452	1:17.266	3	48.847	1:16.880	28	49.152	1:16.525
33	44.222	1:19.440	45	50.810	1:19.990	21	48.163	1:18.911	5	51.083	1:17.257	3	53.109	1:16.712
12	1 LAP	1:36.205	70	51.330	1:20.265	117	51.634	1:17.287	25	51.783	1:17.139	5	55.762	1:17.129
34	48.587	1:18.446	33	51.751	1:20.245	8	53.113	1:17.504	21	52.765	1:17.410	25	56.220	1:16.887
75	52.102	1:20.355	23	3 LAPS	1:25.416	19	54.503	1:18.402	117	56.251	1:17.425	21	57.297	1:16.982
10	57.378	1:21.730	34	54.737	1:18.866	45	56.332	1:19.238	8	57.359	1:17.054	117	1:01.082	1:17.281
71	1:07.699	1:21.231	75	1:01.085	1:21.699	70	56.698	1:19.084	19	1:00.414	1:18.719	8	1:02.094	1:17.185
42	1:08.533	1:20.397	12	1 LAP	1:31.979	33	57.029	1:18.994	70	1:02.150	1:18.260	19	1:06.340	1:18.376
99	1:10.040	1:20.968	10	1:06.717	1:22.055	34	59.484	1:18.463	45	1:02.589	1:19.065	70	1:07.336	1:17.636
16	1:11.360	1:22.036				23	3 LAPS	1:21.114	33	1:02.790	1:18.569	33	1:07.807	1:17.467
						75	1:07.129	1:19.760	34	1:04.501	1:17.825	45	1:08.791	1:18.652
									23	3 LAPS	1:19.733	34	1:10.164	1:18.113

Weather/Track: Sun/Dry

www.mstworld.com

Page 2 of 8

Donington Park
 Circuit Length = 1.9573 miles.
 Start: 18:59 End: 19:50

Printed - 20:00 Saturday, 30 April 2011

1000Km for Pre '72 Sports Racing Cars
RACE 5 - LAP CHART - Donington Park - 30 April 2011
 (contd.)

Lap 11			Lap 12			Lap 13			Lap 14			Lap 15		
No	Behind	Laptime	No	Behind	Laptime	No	Behind	Laptime	No	Behind	Laptime	No	Behind	Laptime
6		1:12.340	6		1:13.516	6		1:12.339	6		1:13.686	6		1:13.248
23	4 LAPS	1:19.183	70	1 LAP	1:19.265	12	3 LAPS	1:34.526	117	1 LAP	1:19.399	25	1 LAP	1:17.103
26	2.979	1:12.370	26	1.958	1:12.495	26	2.870	1:13.251	26	4.096	1:14.912	21	1 LAP	1:18.271
22	9.778	1:15.244	45	1 LAP	1:19.030	19	1 LAP	1:19.096	8	1 LAP	1:19.265	26	3.415	1:12.567
46	9.965	1:14.905	34	1 LAP	1:18.863	33	1 LAP	1:18.275	46	9.062	1:13.878	117	1 LAP	1:18.057
75	1 LAP	1:21.262	23	4 LAPS	1:19.606	70	1 LAP	1:17.658	33	1 LAP	1:17.884	8	1 LAP	1:17.541
35	18.911	1:12.647	46	8.761	1:12.312	45	1 LAP	1:18.240	19	1 LAP	1:18.952	46	9.593	1:13.779
10	1 LAP	1:22.170	22	9.357	1:13.095	46	8.870	1:12.448	22	11.606	1:15.968	22	13.466	1:15.108
99	1 LAP	1:20.330	75	1 LAP	1:18.787	34	1 LAP	1:18.291	70	1 LAP	1:20.180	33	1 LAP	1:17.654
42	1 LAP	1:20.227	99	1 LAP	1:20.565	22	9.324	1:12.306	45	1 LAP	1:24.023	19	1 LAP	1:18.599
71	1 LAP	1:20.914	10	1 LAP	1:22.289	23	4 LAPS	1:21.254	34	1 LAP	1:23.423	70	1 LAP	1:17.890
16	1 LAP	1:21.280	42	1 LAP	1:20.967	75	1 LAP	1:21.734	12	3 LAPS	1:34.958	45	1 LAP	1:18.881
32	2 LAPS	1:20.641	71	1 LAP	1:21.014	99	1 LAP	1:20.821	23	4 LAPS	1:19.731	34	1 LAP	1:19.199
20	1 LAP	1:22.033	16	1 LAP	1:20.712	10	1 LAP	1:20.997	15	2 LAPS	1:46.088	23	4 LAPS	1:19.769
12	2 LAPS	1:31.542	32	2 LAPS	1:21.524	42	1 LAP	1:21.096	75	1 LAP	1:23.222	12	3 LAPS	1:32.517
28	55.032	1:18.220	20	1 LAP	1:20.860	71	1 LAP	1:21.272	99	1 LAP	1:20.374	75	1 LAP	1:23.789
15	1 LAP	1:25.287	28	59.759	1:18.243	16	1 LAP	1:21.434	42	1 LAP	1:19.586	15	2 LAPS	1:31.389
3	57.313	1:16.544	3	1:00.128	1:16.331	32	2 LAPS	1:21.506	10	1 LAP	1:21.959	99	1 LAP	1:20.210
5	1:00.184	1:16.762	5	1:04.652	1:17.984	20	1 LAP	1:21.512	71	1 LAP	1:20.925	42	1 LAP	1:19.915
25	1:00.793	1:16.913	25	1:05.709	1:18.432	28	1:04.323	1:16.903	16	1 LAP	1:20.813	10	1 LAP	1:20.831
21	1:01.863	1:16.906	21	1:06.609	1:18.262	3	1:04.465	1:16.676	32	2 LAPS	1:21.042	71	1 LAP	1:21.104
117	1:06.014	1:17.272	117	1:09.501	1:17.003	5	1:09.601	1:17.288	20	1 LAP	1:20.853	16	1 LAP	1:20.562
8	1:06.733	1:16.979	15	1 LAP	1:26.749	25	1:10.795	1:17.425	28	1:08.086	1:17.449	20	1 LAP	1:20.087
19	1:12.385	1:18.385	8	1:11.665	1:18.448	21	1:11.361	1:17.091	3	1:08.252	1:17.473	32	2 LAPS	1:22.636
33	1:13.453	1:17.986							5	1:13.210	1:17.295	3	1:12.623	1:17.619
												28	1:13.125	1:18.287

Weather/Track: Sun/Dry

www.mstworld.com

Page 3 of 8

Donington Park
 Circuit Length = 1.9573 miles.
 Start: 18:59 End: 19:50

Printed - 20:00 Saturday, 30 April 2011

1000Km for Pre '72 Sports Racing Cars
RACE 5 - LAP CHART - Donington Park - 30 April 2011
 (contd.)

Lap 16			Lap 17			Lap 18			Lap 19			Lap 20		
No	Behind	Laptime	No	Behind	Laptime	No	Behind	Laptime	No	Behind	Laptime	No	Behind	Laptime
6		1:13.244	6		1:13.603	6		1:13.738	6		1:12.904	26		1:11.245
26	3.735	1:13.564	16	2 LAPS	1:20.962	42	2 LAPS	1:22.019	26	4.747	1:12.420	6	1.620	1:17.612P
5	1 LAP	1:17.214	3	1 LAP	1:16.259	15	3 LAPS	1:27.222	99	2 LAPS	1:20.166	99	2 LAPS	1:19.799
25	1 LAP	1:17.090	26	2.964	1:12.832	10	2 LAPS	1:24.294	42	2 LAPS	1:20.991	3	1 LAP	1:16.506
21	1 LAP	1:17.827	28	1 LAP	1:19.057	26	5.231	1:16.005	3	1 LAP	1:18.011	42	2 LAPS	1:21.112
117	1 LAP	1:17.763	20	2 LAPS	1:24.383	3	1 LAP	1:19.080	28	1 LAP	1:17.508	22	15.204	1:13.814
46	13.959	1:17.610P	5	1 LAP	1:17.437	71	2 LAPS	1:24.459	5	1 LAP	1:18.655	5	1 LAP	1:17.119
22	14.490	1:14.268	25	1 LAP	1:17.171	12	4 LAPS	1:37.460	22	17.382	1:14.957	25	1 LAP	1:16.070
8	1 LAP	1:19.112	32	3 LAPS	1:24.150	28	1 LAP	1:18.532	25	1 LAP	1:19.784	28	1 LAP	1:22.544P
33	1 LAP	1:17.041	21	1 LAP	1:17.390	5	1 LAP	1:16.222	16	2 LAPS	1:22.020	16	2 LAPS	1:19.892
19	1 LAP	1:18.238	22	14.235	1:13.348	16	2 LAPS	1:22.860	71	2 LAPS	1:23.063	21	1 LAP	1:18.151
70	1 LAP	1:17.451	117	1 LAP	1:18.020	25	1 LAP	1:16.932	10	2 LAPS	1:28.501P	71	2 LAPS	1:20.920
34	1 LAP	1:17.647	8	1 LAP	1:17.227	22	15.329	1:14.832	15	3 LAPS	1:32.730P	117	1 LAP	1:16.731
45	1 LAP	1:18.683	33	1 LAP	1:17.301	21	1 LAP	1:18.888	21	1 LAP	1:18.962	8	1 LAP	1:16.139
23	4 LAPS	1:18.966	19	1 LAP	1:17.998	20	2 LAPS	1:23.720	117	1 LAP	1:19.316	33	1 LAP	1:17.014
75	1 LAP	1:21.762	70	1 LAP	1:18.154	32	3 LAPS	1:23.188	8	1 LAP	1:19.137	19	1 LAP	1:17.496
12	3 LAPS	1:32.020	45	1 LAP	1:17.908	117	1 LAP	1:17.262	33	1 LAP	1:18.202	70	1 LAP	1:18.464
15	2 LAPS	1:27.281	34	1 LAP	1:18.692	8	1 LAP	1:16.810	20	2 LAPS	1:26.417	20	2 LAPS	1:23.227
99	1 LAP	1:21.275	23	4 LAPS	1:19.519	33	1 LAP	1:17.126	32	3 LAPS	1:25.654	32	3 LAPS	1:22.852
42	1 LAP	1:21.498	75	1 LAP	1:19.422	19	1 LAP	1:17.392	12	4 LAPS	1:35.978	34	1 LAP	1:18.080
10	1 LAP	1:20.137	99	1 LAP	1:20.402	70	1 LAP	1:17.356	19	1 LAP	1:17.573	45	1 LAP	1:17.785
71	1 LAP	1:20.684				34	1 LAP	1:18.712	70	1 LAP	1:17.449	12	4 LAPS	1:33.280
						45	1 LAP	1:19.528	34	1 LAP	1:18.159	23	4 LAPS	1:19.063
						23	4 LAPS	1:18.986	45	1 LAP	1:19.262			
						75	1 LAP	1:19.431	23	4 LAPS	1:19.263			
									75	1 LAP	1:19.291			

Weather/Track: Sun/Dry

www.mstworld.com

Donington Park
 Circuit Length = 1.9573 miles.
 Start: 18:59 End: 19:50

1000Km for Pre '72 Sports Racing Cars
RACE 5 - LAP CHART - Donington Park - 30 April 2011
 (contd.)

Lap 21			Lap 22			Lap 23			Lap 24			Lap 25		
No	Behind	Laptime	No	Behind	Laptime	No	Behind	Laptime	No	Behind	Laptime	No	Behind	Laptime
26		1:11.609	26		1:11.286	26		1:11.441	26		1:11.825	26		1:14.933
75	2 LAPS	1:20.123	12	5 LAPS	1:32.580	23	5 LAPS	1:20.811	28	2 LAPS	1:16.266	32	4 LAPS	1:21.398
22	17.654	1:14.059	28	2 LAPS	2:08.133	28	2 LAPS	1:17.130	23	5 LAPS	1:28.225P	28	2 LAPS	1:16.366
3	1 LAP	1:17.564	75	2 LAPS	1:19.072	75	2 LAPS	1:18.892	22	23.156	1:13.660	22	22.970	1:14.747
99	2 LAPS	1:20.880	15	5 LAPS	3:29.632	15	5 LAPS	1:19.402	75	2 LAPS	1:19.710	3	2 LAPS	2:14.846
5	1 LAP	1:17.356	22	19.525	1:13.157	22	21.321	1:13.237	15	5 LAPS	1:17.937	15	5 LAPS	1:17.022
42	2 LAPS	1:20.715	3	1 LAP	1:15.834	12	5 LAPS	1:32.925	70	2 LAPS	2:06.800	75	2 LAPS	1:23.712P
25	1 LAP	1:18.461	5	1 LAP	1:16.601	21	2 LAPS	2:20.991	21	2 LAPS	1:15.502	21	2 LAPS	1:16.232
10	3 LAPS	2:35.034	99	2 LAPS	1:20.841	5	1 LAP	1:18.289	5	1 LAP	1:16.979	70	2 LAPS	1:17.814
117	1 LAP	1:18.790	25	1 LAP	1:17.204	3	1 LAP	1:25.096P	12	5 LAPS	1:32.788	5	1 LAP	1:17.087
71	2 LAPS	1:21.695	42	2 LAPS	1:20.425	16	3 LAPS	2:19.922	25	1 LAP	1:19.405	25	1 LAP	1:17.081
8	1 LAP	1:18.695	10	3 LAPS	1:21.458	99	2 LAPS	1:20.131	99	2 LAPS	1:21.263	99	2 LAPS	1:19.687
21	1 LAP	1:23.661P	117	1 LAP	1:16.992	25	1 LAP	1:18.820	16	3 LAPS	1:23.162	16	3 LAPS	1:20.406
33	1 LAP	1:17.157	8	1 LAP	1:16.774	42	2 LAPS	1:19.459	42	2 LAPS	1:19.476	42	2 LAPS	1:20.534
16	2 LAPS	1:27.622P	33	1 LAP	1:18.264	117	1 LAP	1:17.603	117	1 LAP	1:17.547	33	1 LAP	1:16.946
19	1 LAP	1:17.870	71	2 LAPS	1:23.055	8	1 LAP	1:17.607	33	1 LAP	1:17.331	117	1 LAP	1:24.084P
70	1 LAP	1:17.152	19	1 LAP	1:17.247	10	3 LAPS	1:23.470	8	1 LAP	1:22.107P	12	5 LAPS	1:33.544
32	3 LAPS	1:20.590	70	1 LAP	1:23.023P	33	1 LAP	1:17.837	10	3 LAPS	1:20.736	10	3 LAPS	1:21.998
20	2 LAPS	1:23.946	32	3 LAPS	1:21.076	19	1 LAP	1:18.360	19	1 LAP	1:18.217	19	1 LAP	1:23.333P
34	1 LAP	1:17.943	34	1 LAP	1:17.966	71	2 LAPS	1:30.104P	34	1 LAP	1:18.172	6	1:13.365	1:13.689
45	1 LAP	1:18.105	6	1:00.346	1:16.092	34	1 LAP	1:19.161	20	3 LAPS	2:30.885	34	1 LAP	1:18.873
6	55.540	2:05.529	45	1 LAP	1:18.296	45	1 LAP	1:18.229	45	1 LAP	1:18.616	45	1 LAP	1:18.674
23	4 LAPS	1:19.836	20	2 LAPS	1:27.858P	32	3 LAPS	1:23.678	6	1:14.609	1:16.808			
						6	1:09.626	1:20.721						

Weather/Track: Sun/Dry

www.mstworld.com

Page 5 of 8

Donington Park
 Circuit Length = 1.9573 miles.
 Start: 18:59 End: 19:50

Printed - 20:00 Saturday, 30 April 2011

1000Km for Pre '72 Sports Racing Cars
RACE 5 - LAP CHART - Donington Park - 30 April 2011
 (contd.)

Lap 26			Lap 27			Lap 28			Lap 29			Lap 30		
No	Behind	Laptime	No	Behind	Laptime	No	Behind	Laptime	No	Behind	Laptime	No	Behind	Laptime
26		1:19.966P	22		1:15.023	22		1:14.278	22		1:13.563	22		1:12.824
71	4 LAPS	2:42.045	71	4 LAPS	1:31.306	32	4 LAPS	1:20.667	28	2 LAPS	1:18.526	46	13 LAPS	17:17.960
20	4 LAPS	1:23.212	28	2 LAPS	1:17.654	28	2 LAPS	1:16.840	3	2 LAPS	1:16.288	75	5 LAPS	1:18.074
32	4 LAPS	1:20.985	3	2 LAPS	1:15.170	20	4 LAPS	1:23.080	32	4 LAPS	1:22.691	3	2 LAPS	1:15.551
28	2 LAPS	1:16.635	23	6 LAPS	1:20.195	3	2 LAPS	1:15.927	20	4 LAPS	1:23.577	28	2 LAPS	1:17.991
22	16.240	1:13.236	15	5 LAPS	1:16.353	23	6 LAPS	1:19.717	8	2 LAPS	1:15.571	8	2 LAPS	1:14.460
23	6 LAPS	2:34.618	8	2 LAPS	1:14.749	8	2 LAPS	1:14.835	15	5 LAPS	1:17.250	32	4 LAPS	1:21.149
3	2 LAPS	1:16.396	21	2 LAPS	1:14.584	15	5 LAPS	1:18.085	12	6 LAPS	1:33.543	15	5 LAPS	1:16.058
15	5 LAPS	1:16.457	70	2 LAPS	1:16.544	21	2 LAPS	1:15.151	23	6 LAPS	1:20.184	20	4 LAPS	1:20.155
8	2 LAPS	2:07.720	25	1 LAP	1:16.811	71	4 LAPS	1:32.489	21	2 LAPS	1:15.062	21	2 LAPS	1:15.792
21	2 LAPS	1:15.027	5	1 LAP	1:18.197	70	2 LAPS	1:15.967	70	2 LAPS	1:17.493	23	6 LAPS	1:19.590
70	2 LAPS	1:15.562	19	2 LAPS	2:17.478	25	1 LAP	1:16.492	71	4 LAPS	1:29.131	70	2 LAPS	1:17.349
25	1 LAP	1:17.425	117	2 LAPS	2:25.718	5	1 LAP	1:16.948	25	1 LAP	1:16.493	25	1 LAP	1:16.666
5	1 LAP	1:24.779	99	2 LAPS	1:19.529	19	2 LAPS	1:19.657	5	1 LAP	1:15.868	5	1 LAP	1:16.623
99	2 LAPS	1:19.318	33	1 LAP	1:18.578	99	2 LAPS	1:20.304	19	2 LAPS	1:18.877	12	6 LAPS	1:37.564P
16	3 LAPS	1:19.782	16	3 LAPS	1:26.555	117	2 LAPS	1:25.074	26	49.471	1:11.916	45	2 LAPS	2:04.729
33	1 LAP	1:17.090	6	50.222	1:14.291	33	1 LAP	1:18.666	33	1 LAP	1:18.373	26	48.055	1:11.408
42	2 LAPS	1:24.068P	26	53.453	2:24.716	26	51.118	1:11.943	6	52.316	1:14.725	19	2 LAPS	1:19.583
6	1:07.194	1:13.795	10	3 LAPS	1:20.269	6	51.154	1:15.210	99	2 LAPS	1:20.598	71	4 LAPS	1:31.396
10	3 LAPS	1:21.803	45	1 LAP	1:17.218	42	3 LAPS	2:40.826	42	3 LAPS	1:21.834	6	53.321	1:13.829
12	5 LAPS	1:31.696	34	1 LAP	1:18.007	16	3 LAPS	1:22.510	117	2 LAPS	1:33.374	33	1 LAP	1:16.994
34	1 LAP	1:17.407	12	5 LAPS	1:31.642	10	3 LAPS	1:19.265	10	3 LAPS	1:19.660	99	2 LAPS	1:24.927P
45	1 LAP	1:16.914				45	1 LAP	1:21.692P	16	3 LAPS	1:27.305P	34	2 LAPS	2:27.051
32	3 LAPS	1:22.363				34	1 LAP	1:22.499P						
20	3 LAPS	1:25.322				75	4 LAPS	4:41.397						

Weather/Track: Sun/Dry

www.mstworld.com

Page 6 of 8

Donington Park
 Circuit Length = 1.9573 miles.
 Start: 18:59 End: 19:50

Printed - 20:00 Saturday, 30 April 2011

1000Km for Pre '72 Sports Racing Cars
RACE 5 - LAP CHART - Donington Park - 30 April 2011
 (contd.)

Lap 31			Lap 32			Lap 33			Lap 34			Lap 35		
No	Behind	Laptime	No	Behind	Laptime	No	Behind	Laptime	No	Behind	Laptime	No	Behind	Laptime
22		1:13.681	22		1:18.109P	26		1:12.197	26		1:13.177	26		1:12.979
10	4 LAPS	1:20.851	10	4 LAPS	1:19.581	20	4 LAPS	1:22.827	22	4.602	1:14.086	71	5 LAPS	1:32.768
117	3 LAPS	1:24.516	117	3 LAPS	1:21.665	70	2 LAPS	1:20.940	70	2 LAPS	1:18.607	22	3.499	1:11.876
75	5 LAPS	1:18.592	75	5 LAPS	1:18.117	22	3.693	1:59.250	23	6 LAPS	1:21.386	117	3 LAPS	1:34.729
46	13 LAPS	1:21.170	3	2 LAPS	1:14.895	25	1 LAP	1:17.363	32	4 LAPS	1:23.817	70	2 LAPS	1:16.561
3	2 LAPS	1:14.461	46	13 LAPS	1:18.457	5	1 LAP	1:16.637	20	4 LAPS	1:22.572	6	10.819	1:13.622
28	2 LAPS	1:17.213	8	2 LAPS	1:15.237	6	8.974	1:13.276	25	1 LAP	1:18.172	23	6 LAPS	1:18.995
8	2 LAPS	1:13.948	28	2 LAPS	1:18.161	45	2 LAPS	1:16.136	6	10.176	1:14.379	25	1 LAP	1:21.150P
15	5 LAPS	1:16.890	21	2 LAPS	1:15.554	16	4 LAPS	1:20.048	5	1 LAP	1:18.290	45	2 LAPS	1:15.865
21	2 LAPS	1:15.771	15	5 LAPS	1:17.131	19	2 LAPS	1:18.403	45	2 LAPS	1:15.843	20	4 LAPS	1:23.236
32	4 LAPS	1:22.615	32	4 LAPS	1:21.609	33	1 LAP	1:18.462	33	1 LAP	1:18.294	5	1 LAP	1:26.378P
20	4 LAPS	1:21.408	20	4 LAPS	1:20.307	34	2 LAPS	1:19.150	19	2 LAPS	1:19.185	32	4 LAPS	1:36.717
23	6 LAPS	1:20.351	23	6 LAPS	1:19.663	42	6 LAPS	5:21.425	16	4 LAPS	1:21.169	33	1 LAP	1:18.242
70	2 LAPS	1:18.163	70	2 LAPS	1:17.771	12	7 LAPS	1:34.263	34	2 LAPS	1:17.420	19	2 LAPS	1:20.183
25	1 LAP	1:17.125	25	1 LAP	1:17.212	3	1 LAP	1:15.034	3	1 LAP	1:14.418	16	4 LAPS	1:20.041
5	1 LAP	1:16.374	26	43.360	1:14.414	75	4 LAPS	1:19.458	8	1 LAP	1:15.604	3	1 LAP	1:14.101
26	47.055	1:12.681	5	1 LAP	1:17.357	8	1 LAP	1:14.739	75	4 LAPS	1:17.916	34	2 LAPS	1:17.601
45	2 LAPS	1:19.051	6	51.255	1:15.823	10	3 LAPS	1:24.339	42	6 LAPS	1:25.523	8	1 LAP	1:14.372
6	53.541	1:13.901	45	2 LAPS	1:18.176	71	4 LAPS	1:31.272	10	3 LAPS	1:19.610	75	4 LAPS	1:16.429
16	4 LAPS	2:09.650	16	4 LAPS	1:21.760	46	12 LAPS	1:17.987	46	12 LAPS	1:18.527	42	6 LAPS	1:21.159
19	2 LAPS	1:18.425	19	2 LAPS	1:19.382	28	1 LAP	1:18.055	28	1 LAP	1:16.734	28	1 LAP	1:17.765
33	1 LAP	1:17.165	33	1 LAP	1:18.261	117	2 LAPS	1:23.601	21	1 LAP	1:16.179	21	1 LAP	1:16.953
71	4 LAPS	1:29.043	12	7 LAPS	2:53.450	21	1 LAP	1:17.027	12	7 LAPS	1:33.319	46	12 LAPS	1:20.532
34	2 LAPS	1:19.165	34	2 LAPS	1:18.388	99	3 LAPS	1:20.553	15	4 LAPS	1:17.201	10	3 LAPS	1:23.043
			71	4 LAPS	1:28.197	15	4 LAPS	1:16.471	99	3 LAPS	1:20.870	15	4 LAPS	1:17.253
			10	3 LAPS	1:19.455									
			3	1 LAP	1:15.203									
			75	4 LAPS	1:17.210									
			8	1 LAP	1:16.037									
			117	2 LAPS	1:23.226									
			46	12 LAPS	1:21.755									
			28	1 LAP	1:17.288									
			99	3 LAPS	3:02.041									
			21	1 LAP	1:15.028									
			15	4 LAPS	1:15.742									
			32	3 LAPS	1:21.411									
			23	5 LAPS	1:20.441									

Weather/Track: Sun/Dry

www.mstworld.com

Page 7 of 8

Donington Park
 Circuit Length = 1.9573 miles.
 Start: 18:59 End: 19:50

Printed - 20:00 Saturday, 30 April 2011

1000Km for Pre '72 Sports Racing Cars
RACE 5 - LAP CHART - Donington Park - 30 April 2011
 (contd.)

Lap 36			Lap 37			Lap 38			Lap 39			Lap 40		
No	Behind	Laptime	No	Behind	Laptime	No	Behind	Laptime	No	Behind	Laptime	No	Behind	Laptime
26		1:12.150	26		1:12.693	26		1:11.486	26		1:10.665			
99	4 LAPS	1:20.475	46	13 LAPS	1:17.673	21	2 LAPS	1:15.473	22	6.572	1:12.047			
22	4.147	1:12.798	42	7 LAPS	1:24.442	28	2 LAPS	1:18.245	21	2 LAPS	1:15.465			
12	8 LAPS	1:30.993	15	5 LAPS	1:19.830	22	5.190	1:12.628	28	2 LAPS	1:16.893			
6	12.983	1:14.314	10	4 LAPS	1:20.021	46	13 LAPS	1:17.883	46	13 LAPS	1:16.115			
70	2 LAPS	1:22.824	22	4.048	1:12.594	15	5 LAPS	1:16.368	15	5 LAPS	1:15.915			
117	3 LAPS	1:24.980	99	4 LAPS	1:18.888	10	4 LAPS	1:19.413	6	18.698	1:13.284			
23	6 LAPS	1:20.164	6	13.449	1:13.159	42	7 LAPS	1:22.045	10	4 LAPS	1:19.036			
45	2 LAPS	1:15.637	25	2 LAPS	2:25.458	6	16.079	1:14.116	99	4 LAPS	1:18.053			
71	5 LAPS	1:36.637	70	2 LAPS	1:17.017	99	4 LAPS	1:18.836	42	7 LAPS	1:22.033			
20	4 LAPS	1:26.326	45	2 LAPS	1:17.641	5	3 LAPS	3:33.857	5	3 LAPS	1:18.845			
33	1 LAP	1:19.879	23	6 LAPS	1:19.276	25	2 LAPS	1:17.570	25	2 LAPS	1:17.246			
19	2 LAPS	1:19.592	12	8 LAPS	1:31.978	70	2 LAPS	1:16.812	70	2 LAPS	1:16.176			
32	4 LAPS	1:23.336	117	3 LAPS	1:23.387	45	2 LAPS	1:15.691	45	2 LAPS	1:15.349			
16	4 LAPS	1:19.788	71	5 LAPS	1:30.306	23	6 LAPS	1:18.856	23	6 LAPS	1:18.360			
3	1 LAP	1:13.544	20	4 LAPS	1:25.571	117	3 LAPS	1:22.471	33	2 LAPS	2:19.061			
34	2 LAPS	1:17.380	19	2 LAPS	1:18.732	12	8 LAPS	1:29.789	117	3 LAPS	1:22.179			
8	1 LAP	1:14.334	33	1 LAP	1:21.675P	3	1 LAP	1:16.389	3	1 LAP	1:15.009			
75	4 LAPS	1:15.947	3	1 LAP	1:13.911	19	2 LAPS	1:20.188	19	2 LAPS	1:19.093			
28	1 LAP	1:17.538	16	4 LAPS	1:20.419	16	4 LAPS	1:20.088	12	8 LAPS	1:28.979			
21	1 LAP	1:17.035	32	4 LAPS	1:22.230	8	1 LAP	1:16.060	8	1 LAP	1:15.224			
			8	1 LAP	1:14.667	32	4 LAPS	1:21.255	16	4 LAPS	1:20.803			
			34	2 LAPS	1:17.894	71	5 LAPS	1:31.629						
			75	4 LAPS	1:15.817	34	2 LAPS	1:17.554						
						20	4 LAPS	1:29.945						
						75	4 LAPS	1:15.592						

Weather/Track: Sun/Dry

U2 TC Pre'66 Under two litre Touring Cars
QUALIFYING - RACE 6 - Donington Park - 30 April/1 May 2011

POS	NO	CL	DRIVER	CAR	TIME	LAPS	GAP	MPH
1	1	C	Voyazides/Hadfield	Ford Lotus Cortina	1:24.846	16		83.04
2	77	C	Redhouse/Wolfe	Ford Lotus Cortina	1:25.720	19	0.874	82.20
3	100	D	Shaw/Oliver	BMW 1800 TiSA	1:26.035	15	1.189	81.90
4	74	C	Wright/Gans	Alfa Romeo Giulia GTA	1:26.515	19	1.669	81.44
5	70	C	Kremer/Kremer	Ford Lotus Cortina	1:27.376	18	2.530	80.64
6	85	C	Bennett/Smith	Alfa Romeo Giulia Sprint GTA	1:27.723	18	2.877	80.32
7	82	C	Pochciol/Wrigley	Ford Lotus Cortina	1:27.730	18	2.884	80.31
8	119	D	Postins	BMW 1800Ti	1:27.860	20	3.014	80.19
9	67	D	McInerney/McInerney	BMW Tisa 1800	1:27.951	16	3.105	80.11
10	88	C	Berg/Haughland	Ford Lotus Cortina Mk1	1:28.054	18	3.208	80.02
11	6	C	Mann	Ford Lotus Cortina	1:28.112	19	3.266	79.97
12	49	C	Taber/Konig	Alfa Romeo GTA 1600	1:28.138	18	3.292	79.94
13	104	D	Bryant/Bryant	BMW 1800 Ti	1:28.251	19	3.405	79.84
14	166	C	Huni/Pearson	Alfa Romeo Giulia Sprint GTA	1:28.472	17	3.626	79.64
15	109	D	Adams/Ward	BMW 1800Ti	1:28.747	12	3.901	79.39
16	10	B	Hack/Wheeler	Mini Cooper S	1:28.816	15	3.970	79.33
17	80	C	Tate/Lawson	Alfa Romeo Giulia Sprint GTA	1:28.837	19	3.991	79.31
18	68	C	Steele/Buxton	Ford Lotus Cortina	1:28.845	13	3.999	79.31
19	23	C	Dunham/Owen	Ford Lotus Cortina	1:29.160	19	4.314	79.03
20	60	C	Wilson/Hood	Ford Lotus Cortina MK 1	1:29.566	17	4.720	78.67
21	48	C	Truslove/Kerkhoven	Lotus Cortina	1:29.682	9	4.836	78.57
22	97	C	Naismith/Young	Ford Lotus Cortina	1:29.688	16	4.842	78.56
23	61	C	Paul/Wells	Ford Lotus Cortina	1:29.700	19	4.854	78.55
24	58	B	Earnshaw/Williams	Austin Mini Cooper S	1:30.180	11	5.334	78.13
25	177	B	Ebdon/Slark	Morris Mini Cooper S	1:30.397	18	5.551	77.94
26	36	C	Hyde/Brown	Ford Lotus Cortina Mk1	1:30.879	9	6.033	77.53
27	64	C	Lazzari	Ford Lotus Cortina MK1	1:31.686	18	6.840	76.85
28	75	C	Bateman	Ford Lotus Cortina	1:32.805	9	7.959	75.92
29	112	D	Saunders/Palmer	BMW Tisa 1800	1:34.718	17	9.872	74.39
30	7	B	Henderson/Williams	Mini Cooper S	1:34.898	17	10.052	74.25
31	42	C	Frankel/Frankel	Alfa Romeo Giulia Ti Super	1:37.780	17	12.934	72.06
32	84	C	Savage/Wiseman	Alfa Romeo Giulia Sprint GTA	1:37.988	17	13.142	71.91
33	76	C	Shaw/Harrison	Alfa Romeo	1:38.699	17	13.853	71.39
34	43	A	Hocking/Turral	Fiat Abarth 1000TC	1:42.525	14	17.679	68.72

Cars 7, 109 - No working transponder
Weather/Track: Sun/Dry

Donington Park
Circuit Length = 1.9573 miles.
Start: 12:18 End: 12:48

Clerk of the Course:		Timekeeper:
----------------------	--	-------------

U2 TC Pre'66 Under two litre Touring Cars
QUALIFYING LAP ANALYSIS - RACE 6 - Donington Park - 30 April/1 May 2011

1	Voyazides/Hadfield	Ford Lotus Cortina			
1 - X:00.000	6 - 1:29.026	11 - 2:17.173	16 - 1:43.049P		
2 - 1:31.163	7 - 1:28.245	12 - 1:30.383			
3 - 1:29.003	8 - 1:27.347	13 - 1:26.528			
4 - 1:31.702	9 - 1:25.865	14 - 1:25.164			
5 - 1:27.408	10 - 1:35.336P	15 - 1:24.846			
6	Mann	Ford Lotus Cortina			
1 - X:00.000	6 - 1:31.079	11 - 1:28.682	16 - 1:28.855		
2 - 1:38.550	7 - 1:30.528	12 - 1:28.370	17 - 1:28.112		
3 - 1:38.959	8 - 1:42.815	13 - 1:31.059	18 - 1:28.762		
4 - 1:43.093	9 - 1:30.954	14 - 1:29.003	19 - 1:29.683		
5 - 1:36.365	10 - 1:28.689	15 - 1:29.100			
7	Henderson/Williams	Mini Cooper S			
1 - X:00.000	6 - 1:45.511	11 - 1:42.608	16 - 1:41.129		
2 - 1:39.989	7 - 1:37.307	12 - 1:40.511	17 - 1:38.498		
3 - 1:37.323	8 - 1:34.898	13 - 1:39.331			
4 - 1:36.642	9 - 1:45.995P	14 - 1:38.798			
5 - 1:36.498	10 - 3:26.577	15 - 1:37.404			
10	Hack/Wheeler	Mini Cooper S			
1 - X:00.000	6 - 1:37.115P	11 - 1:29.232			
2 - 1:31.941	7 - 4:33.420	12 - 1:35.369			
3 - 1:33.355	8 - 1:32.023	13 - 1:33.139			
4 - 1:29.811	9 - 1:29.980	14 - 1:29.647			
5 - 1:28.816	10 - 1:32.456	15 - 1:44.097P			
23	Dunham/Owen	Ford Lotus Cortina			
1 - X:00.000	6 - 1:30.525	11 - 1:31.607	16 - 1:30.045		
2 - 1:39.727	7 - 1:30.056	12 - 1:32.361	17 - 1:29.652		
3 - 1:36.117	8 - 1:29.160	13 - 1:30.598	18 - 1:30.444		
4 - 1:34.268	9 - 1:36.319P	14 - 1:32.042	19 - 1:30.387		
5 - 1:31.765	10 - 2:32.156	15 - 1:30.500			
36	Hyde/Brown	Ford Lotus Cortina Mk1			
1 - X:00.000	6 - 1:36.315				
2 - 1:42.115	7 - 1:32.555				
3 - 1:36.562	8 - 1:32.021				
4 - 1:35.362	9 - 1:30.879				
5 - 1:32.446					

Weather/Track: Sun/Dry

www.mstworld.com

Page 1 of 6

Donington Park
Circuit Length = 1.9573 miles.
Start: 12:18 End: 12:48

Printed - 12:50 Saturday, 30 April 2011

U2 TC Pre'66 Under two litre Touring Cars
QUALIFYING LAP ANALYSIS - RACE 6 - Donington Park - 30 April/1 May 2011
 (contd.)

42	Frankel/Frankel	Alfa Romeo Giulia Ti Super			
1 - X:00.000	6 - 1:42.540	11 - 1:39.058	16 - 1:37.780		
2 - 1:45.357	7 - 1:41.274	12 - 1:39.980	17 - 1:42.119P		
3 - 1:43.118	8 - 1:45.159P	13 - 1:39.534			
4 - 1:40.929	9 - 2:56.680	14 - 1:39.622			
5 - 1:42.054	10 - 1:40.767	15 - 1:38.846			
43	Hocking/Turrall	Fiat Abarth 1000TC			
1 - X:00.000	6 - 1:47.449	11 - 1:44.552			
2 - 1:49.759	7 - 1:58.337P	12 - 1:47.367			
3 - 1:47.222	8 - 7:27.590	13 - 1:43.841			
4 - 1:49.714	9 - 1:47.401	14 - 1:42.525			
5 - 1:46.074	10 - 1:46.387				
48	Truslove/Kerkhoven	Lotus Cortina			
1 - X:00.000	6 - 5:12.692				
2 - 1:34.866	7 - 1:29.682				
3 - 1:31.393	8 - 1:30.165				
4 - 1:30.731	9 - 1:39.670P				
5 - 1:36.519P					
49	Taber/Konig	Alfa Romeo GTA 1600			
1 - X:00.000	6 - 1:33.602	11 - 1:30.778	16 - 1:29.165		
2 - 1:33.318	7 - 1:30.552	12 - 1:28.138	17 - 1:31.131		
3 - 1:36.193	8 - 1:30.148	13 - 1:31.067	18 - 1:29.660		
4 - 1:32.688	9 - 1:38.935P	14 - 1:29.426			
5 - 1:30.657	10 - 3:08.556	15 - 1:28.819			
58	Earnshaw/Williams	Austin Mini Cooper S			
1 - X:00.000	6 - 1:36.718P	11 - 1:40.865P			
2 - 1:32.426	7 - 3:38.446				
3 - 1:33.128	8 - 1:30.904				
4 - 1:34.196	9 - 1:30.986				
5 - 1:30.180	10 - 1:31.014				
60	Wilson/Hood	Ford Lotus Cortina MK 1			
1 - X:00.000P	6 - 1:29.592	11 - 1:32.683	16 - 1:30.349		
2 - 3:20.841	7 - 1:39.652P	12 - 1:42.595	17 - 1:41.774		
3 - 1:35.046	8 - 3:17.883	13 - 1:32.816			
4 - 1:29.566	9 - 1:32.701	14 - 1:30.524			
5 - 1:32.789	10 - 1:31.842	15 - 1:29.914			

Weather/Track: Sun/Dry

www.mstworld.com

Page 2 of 6

Donington Park
 Circuit Length = 1.9573 miles.
 Start: 12:18 End: 12:48

Printed - 12:50 Saturday, 30 April 2011

U2 TC Pre'66 Under two litre Touring Cars

QUALIFYING LAP ANALYSIS - RACE 6 - Donington Park - 30 April/1 May 2011

(contd.)

61	Paul/Wells	Ford Lotus Cortina			
1 - X:00.000	6 - 1:33.160	11 - 1:31.602	16 - 1:29.700		
2 - 1:34.958	7 - 1:32.027	12 - 1:31.284	17 - 1:30.632		
3 - 1:33.227	8 - 1:34.351	13 - 1:29.922	18 - 1:30.614		
4 - 1:33.128	9 - 1:39.230P	14 - 1:39.510	19 - 1:30.082		
5 - 1:31.834	10 - 2:30.201	15 - 1:30.557			
64	Lazzari	Ford Lotus Cortina MK1			
1 - X:00.000	6 - 3:26.132	11 - 1:34.214	16 - 1:31.686		
2 - 1:48.605	7 - 1:33.352	12 - 1:35.101	17 - 1:33.987		
3 - 1:40.837	8 - 1:33.559	13 - 1:33.638	18 - 1:33.475		
4 - 1:40.111	9 - 1:34.079	14 - 1:32.644			
5 - 1:43.370P	10 - 1:35.833	15 - 1:32.620			
67	McInerney/McInerney	BMW Tisa 1800			
1 - X:00.000	6 - 1:28.573	11 - 1:30.273	16 - 1:39.672P		
2 - 1:44.666P	7 - 1:51.573P	12 - 1:29.069			
3 - 2:20.213	8 - 4:35.906	13 - 1:38.838			
4 - 1:29.553	9 - 1:29.885	14 - 1:27.951			
5 - 1:30.119	10 - 1:37.078	15 - 1:28.081			
68	Steele/Buxton	Ford Lotus Cortina			
1 - X:00.000	6 - 1:28.845	11 - 2:48.784			
2 - 1:37.917	7 - 1:29.417	12 - 1:35.862			
3 - 1:30.211	8 - 1:29.621	13 - 1:35.043			
4 - 1:32.808	9 - 1:30.103				
5 - 1:29.667	10 - 1:35.058P				
70	Kremer/Kremer	Ford Lotus Cortina			
1 - X:00.000	6 - 3:10.074	11 - 1:37.454	16 - 1:31.176		
2 - 1:40.075	7 - 1:29.581	12 - 1:27.466	17 - 1:27.376		
3 - 1:53.227	8 - 1:29.487	13 - 1:38.866	18 - 1:38.492		
4 - 1:38.283	9 - 1:29.085	14 - 1:30.131			
5 - 1:46.915P	10 - 1:42.819	15 - 1:32.570			
74	Wright/Gans	Alfa Romeo Giulia GTA			
1 - X:00.000	6 - 1:31.696	11 - 1:29.654	16 - 1:26.869		
2 - 1:33.109	7 - 1:32.603	12 - 1:29.102	17 - 1:26.515		
3 - 1:34.157	8 - 1:48.731P	13 - 1:29.131	18 - 1:28.674		
4 - 1:31.568	9 - 3:12.383	14 - 1:28.817	19 - 1:52.746		
5 - 1:31.516	10 - 1:31.028	15 - 1:27.613			

Weather/Track: Sun/Dry

www.mstworld.com

Page 3 of 6

Donington Park
Circuit Length = 1.9573 miles.
Start: 12:18 End: 12:48

Printed - 12:50 Saturday, 30 April 2011

U2 TC Pre'66 Under two litre Touring Cars

QUALIFYING LAP ANALYSIS - RACE 6 - Donington Park - 30 April/1 May 2011

(contd.)

75	Bateman	Ford Lotus Cortina			
1 - X:00.000	6 - 1:34.594				
2 - 1:51.588	7 - 1:34.017				
3 - 1:40.901	8 - 1:32.805				
4 - 1:36.336	9 - 1:43.247P				
5 - 1:34.345					
76	Shaw/Harrison	Alfa Romeo			
1 - X:00.000	6 - 1:38.699	11 - 1:44.468	16 - 1:40.766		
2 - 1:41.975	7 - 1:43.481P	12 - 1:44.642	17 - 1:41.073		
3 - 1:42.331	8 - 3:12.595	13 - 1:45.521			
4 - 1:39.106	9 - 1:49.670	14 - 1:43.648			
5 - 1:39.202	10 - 1:46.296	15 - 1:41.687			
77	Redhouse/Wolfe	Ford Lotus Cortina			
1 - X:00.000	6 - 1:31.041	11 - 1:27.586	16 - 1:25.779		
2 - 1:36.570	7 - 1:26.673	12 - 1:28.841	17 - 1:26.188		
3 - 1:27.098	8 - 1:26.523	13 - 1:26.563	18 - 1:25.720		
4 - 1:36.157P	9 - 1:36.433P	14 - 1:27.108	19 - 1:44.120P		
5 - 1:58.171	10 - 3:21.314	15 - 1:27.285			
80	Tate/Lawson	Alfa Romeo Giulia Sprint GTA			
1 - X:00.000	6 - 1:32.415	11 - 1:32.533	16 - 1:30.153		
2 - 1:35.488	7 - 1:32.198	12 - 1:39.800	17 - 1:29.464		
3 - 1:33.560	8 - 1:30.841	13 - 1:31.007	18 - 1:28.837		
4 - 1:47.878	9 - 1:38.032P	14 - 1:31.320	19 - 1:30.595		
5 - 1:43.482	10 - 2:47.572	15 - 1:30.322			
82	Pochciol/Wrigley	Ford Lotus Cortina			
1 - X:00.000	6 - 1:32.518	11 - 1:28.777	16 - 1:29.603		
2 - 1:44.142P	7 - 1:33.244	12 - 1:28.669	17 - 1:28.182		
3 - 2:24.966	8 - 1:31.811	13 - 1:29.487	18 - 1:27.730		
4 - 1:34.451	9 - 1:40.069P	14 - 1:29.023			
5 - 1:33.760	10 - 2:58.659	15 - 1:29.560			
84	Savage/Wiseman	Alfa Romeo Giulia Sprint GTA			
1 - X:00.000	6 - 1:37.988	11 - 3:33.433	16 - 1:39.959		
2 - 1:44.095	7 - 1:38.289	12 - 1:42.212	17 - 1:39.501		
3 - 1:39.808	8 - 1:38.131	13 - 1:40.540			
4 - 1:41.503	9 - 1:39.610	14 - 1:40.808			
5 - 1:38.875	10 - 1:45.705P	15 - 1:39.047			

Weather/Track: Sun/Dry

www.mstworld.com

Page 4 of 6

Donington Park
Circuit Length = 1.9573 miles.
Start: 12:18 End: 12:48

Printed - 12:50 Saturday, 30 April 2011

U2 TC Pre'66 Under two litre Touring Cars

QUALIFYING LAP ANALYSIS - RACE 6 - Donington Park - 30 April/1 May 2011

(contd.)

85	Bennett/Smith	Alfa Romeo Giulia Sprint GTA			
1 - X:00.000	6 - 1:35.879	11 - 1:29.855	16 - 1:27.723		
2 - 1:43.731	7 - 1:36.120	12 - 1:30.250	17 - 1:29.601		
3 - 1:38.292	8 - 1:34.464	13 - 1:30.725	18 - 1:30.046		
4 - 1:36.960	9 - 1:40.777P	14 - 1:30.092			
5 - 1:38.850	10 - 2:57.742	15 - 1:29.568			
88	Berg/Haughland	Ford Lotus Cortina Mk1			
1 - X:00.000	6 - 1:30.862	11 - 1:29.837	16 - 1:28.624		
2 - 1:42.398	7 - 1:37.306P	12 - 1:29.792	17 - 1:28.455		
3 - 1:35.733	8 - 3:35.146	13 - 1:30.608	18 - 1:28.054		
4 - 1:40.902	9 - 1:30.495	14 - 1:30.621			
5 - 1:32.946	10 - 1:30.242	15 - 1:39.207			
97	Naismith/Young	Ford Lotus Cortina			
1 - X:00.000	6 - 1:29.739	11 - 1:34.411	16 - 1:45.784P		
2 - 1:35.363	7 - 1:29.805	12 - 1:38.923P			
3 - 1:30.581	8 - 1:44.879P	13 - 3:42.724			
4 - 1:29.688	9 - 4:08.633	14 - 1:32.087			
5 - 1:30.261	10 - 1:33.741	15 - 1:32.427			
100	Shaw/Oliver	BMW 1800 TiSA			
1 - X:00.000	6 - 4:33.636	11 - 1:38.021P			
2 - 1:28.035	7 - 1:27.601	12 - 4:29.347			
3 - 1:28.250	8 - 1:27.523	13 - 1:26.571			
4 - 1:28.696	9 - 1:28.098	14 - 1:26.035			
5 - 1:33.150P	10 - 1:27.525	15 - 1:46.505P			
104	Bryant/Bryant	BMW 1800 Ti			
1 - X:00.000	6 - 1:31.360	11 - 1:30.661	16 - 1:28.251		
2 - 1:33.095	7 - 1:31.503	12 - 1:32.669	17 - 1:29.398		
3 - 1:33.164	8 - 1:38.733P	13 - 1:30.680	18 - 1:29.416		
4 - 1:35.267	9 - 3:01.219	14 - 1:29.756	19 - 1:28.798		
5 - 1:31.070	10 - 1:29.860	15 - 1:28.552			
109	Adams/Ward	BMW 1800Ti			
1 - X:00.000	6 - 1:34.962P	11 - 1:29.383			
2 - 1:32.175	7 - 2:42.253	12 - 1:39.313P			
3 - 1:30.970	8 - 1:30.125				
4 - 1:35.104	9 - 1:28.747				
5 - 1:29.764	10 - 1:29.072				

Weather/Track: Sun/Dry

www.mstworld.com

Page 5 of 6

Donington Park
Circuit Length = 1.9573 miles.
Start: 12:18 End: 12:48

Printed - 12:50 Saturday, 30 April 2011

U2 TC Pre'66 Under two litre Touring Cars

QUALIFYING LAP ANALYSIS - RACE 6 - Donington Park - 30 April/1 May 2011

(contd.)

112	Saunders/Palmer	BMW Tisa 1800			
1 - X:00.000	6 - 1:36.754	11 - 1:39.236	16 - 1:34.857		
2 - 1:44.281	7 - 1:38.889	12 - 1:36.028	17 - 1:36.316		
3 - 1:40.566	8 - 1:37.381	13 - 1:37.660			
4 - 1:37.066	9 - 1:43.659 ^P	14 - 1:34.718			
5 - 1:35.391	10 - 3:13.962	15 - 1:36.425			
119	Postins	BMW 1800Ti			
1 - X:00.000	6 - 1:29.068	11 - 1:28.624	16 - 1:30.232		
2 - 1:30.546	7 - 1:32.685	12 - 1:28.767	17 - 1:37.324		
3 - 1:30.305	8 - 1:32.464	13 - 1:28.562	18 - 1:28.893		
4 - 1:30.967	9 - 1:29.039	14 - 1:28.016	19 - 1:28.924		
5 - 1:29.904	10 - 1:29.349	15 - 1:30.259	20 - 1:27.860		
166	Huni/Pearson	Alfa Romeo Giulia Sprint GTA			
1 - X:00.000	6 - 1:29.046	11 - 1:30.835	16 - 1:30.508		
2 - 1:34.738	7 - 1:28.472	12 - 1:32.463	17 - 2:05.810 ^P		
3 - 1:30.963	8 - 1:38.855 ^P	13 - 1:32.669			
4 - 1:30.299	9 - 3:11.989	14 - 1:31.697			
5 - 1:29.763	10 - 1:34.239	15 - 1:30.809			
177	Ebdon/Slark	Morris Mini Cooper S			
1 - X:00.000	6 - 1:35.312	11 - 2:47.722	16 - 1:33.802		
2 - 1:37.619	7 - 1:32.857	12 - 1:32.369	17 - 1:30.397		
3 - 1:34.754	8 - 1:33.948	13 - 1:32.146	18 - 1:33.831		
4 - 1:34.283	9 - 1:32.796	14 - 1:43.098			
5 - 1:35.032	10 - 1:37.622 ^P	15 - 1:37.707			

Weather/Track: Sun/Dry

www.mstworld.com

Page 6 of 6


Donington Park
Circuit Length = 1.9573 miles.
Start: 12:18 End: 12:48

Printed - 12:50 Saturday, 30 April 2011

U2 TC Pre'66 Under two litre Touring Cars
GRID FOR RACE 6 - Donington Park - 30 April/1 May 2011

ROW 17	76	Shaw/Harrison	43	Hocking/Turral
ROW 16	42	Frankel/Frankel	84	Savage/Wiseman
ROW 15	112	Saunders/Palmer	7	Henderson/Williams
ROW 14	64	Lazzari	75	Bateman
ROW 13	177	Ebdon/Slark	36	Hyde/Brown
ROW 12	61	Paul/Wells	58	Earnshaw/Williams
ROW 11	48	Truslove/Kerkhoven	97	Naismith/Young
ROW 10	23	Dunham/Owen	60	Wilson/Hood
ROW 9	80	Tate/Lawson	68	Steele/Buxton
ROW 8	109	Adams/Ward	10	Hack/Wheeler
ROW 7	104	Bryant/Bryant	166	Huni/Pearson
ROW 6	6	Mann	49	Taber/Konig
ROW 5	67	McInerney/McInerney	88	Berg/Haughland
ROW 4	82	Pochciol/Wrigley	119	Postins
ROW 3	70	Kremer/Kremer	85	Bennett/Smith
ROW 2	100	Shaw/Oliver	74	Wright/Gans
ROW 1	1	Voyazides/Hadfield	77	Redhouse/Wolfe

POLE



Weather/Track: Sun/Dry

Donington Park
 Circuit Length = 1.9573 miles.
 Start: 12:18 End: 12:48

Clerk of the Course:		Timekeeper:
----------------------	--	-------------

U2 TC Pre'66 Under two litre Touring Cars

RACE 6 - CLASSIFICATION - Donington Park - 30 April/1 May 2011

POS	NO	CL	DRIVER	CAR	TIME	LAPS	GAP	MPH	BEST
1	1	C	Voyazides/Hadfield	Ford Lotus Cortina	1:01:24.366	42		80.29	1:25.443
2	100	D	Oliver/Shaw	BMW 1800 TiSA	1:01:47.234	42	22.868	79.79	1:26.269
3	119	D	Postins	BMW 1800Ti	1:01:42.376	41	1 LAP	78.00	1:27.792
4	74	C	Wright/Gans	Alfa Romeo Giulia GTA	1:02:04.801	41	1 LAP	77.53	1:27.361
5	49	C	Traber/Konig	Alfa Romeo GTA 1600	1:02:07.855	41	1 LAP	77.46	1:27.775
6	6	C	Mann	Ford Lotus Cortina	1:02:34.156	41	1 LAP	76.92	1:28.419
7	10	B	Hack/Wheeler	Mini Cooper S	1:02:34.248	41	1 LAP	76.92	1:28.256
8	23	C	Owen/Dunham	Ford Lotus Cortina	1:02:37.299	41	1 LAP	76.86	1:28.221
9	104	D	Bryant/Bryant	BMW 1800 Ti	1:02:45.379	41	1 LAP	76.69	1:28.071
10	80	C	Lawson/Tate	Alfa Romeo Giulia Sprint GTA	1:02:49.278	41	1 LAP	76.61	1:28.226
11	70	C	Kremer/Kremer	Ford Lotus Cortina	1:02:51.464	41	1 LAP	76.57	1:26.687
12	109	D	Adams/Ward	BMW 1800Ti	1:02:51.982	41	1 LAP	76.56	1:28.894
13	67	D	McInerney	BMW Tisa 1800	1:01:34.196	40	2 LAPS	76.26	1:27.373
14	85	C	Bennett/Smith	Alfa Romeo Giulia Sprint GTA	1:01:48.282	40	2 LAPS	75.97	1:28.683
15	61	C	Wells/Paul	Ford Lotus Cortina	1:01:53.945	40	2 LAPS	75.86	1:29.354
16	60	C	Wilson/Hood	Ford Lotus Cortina MK 1	1:02:06.045	40	2 LAPS	75.61	1:28.527
17	36	C	Hyde/Brown	Ford Lotus Cortina Mk1	1:02:47.130	40	2 LAPS	74.78	1:28.932
18	58	B	Williams/Earnshaw	Austin Mini Cooper S	1:02:50.458	40	2 LAPS	74.72	1:30.460
19	48	C	Truslove/Kerkhoven	Lotus Cortina	1:03:01.185	40	2 LAPS	74.51	1:28.466
20	68	C	Steele/Buxton	Ford Lotus Cortina	1:01:53.929	39	3 LAPS	73.96	1:28.629
21	112	D	Saunders/Palmer	BMW Tisa 1800	1:02:34.666	38	4 LAPS	71.28	1:33.495
22	7	B	Williams/Henderson	Mini Cooper S	1:01:59.045	37	5 LAPS	70.07	1:33.491
23	42	C	Frankel/Frankel	Alfa Romeo Giulia Ti Super	1:02:43.867	37	5 LAPS	69.23	1:37.860
24	76	C	Harrison/Shaw	Alfa Romeo	1:01:38.104	36	6 LAPS	68.56	1:37.159
25	43	A	Hocking/Turrall	Fiat Abarth 1000TC	1:02:53.789	35	7 LAPS	65.32	1:43.259

NOT CLASSIFIED

75	C	Bateman	Ford Lotus Cortina	1:02:10.737	32	N.C.F.	60.40	1:31.893
177	B	Ebdon/Slark	Morris Mini Cooper S	35:07.067	19	D.N.F.	63.48	1:31.761
82	C	Wrigley/Pochciol	Ford Lotus Cortina	22:11.200	15	D.N.F.	79.31	1:27.269
166	C	Huni/Pearson	Alfa Romeo Giulia Sprint GTA	13:49.458	9	D.N.F.	76.32	1:30.031
88	C	Haughland/Berg	Ford Lotus Cortina Mk1	1:02:14.789	8	N.C.F.	15.06	1:30.321
77	C	Redhouse/Jordan	Ford Lotus Cortina	15:21.711	6	D.N.F.	45.74	1:26.904
97	C	Young/Naismith	Ford Lotus Cortina	7:50.110	5	D.N.F.	74.70	1:29.311
64	C	Lazzari	Ford Lotus Cortina MK1	6:52.355	4	D.N.F.	68.08	1:32.636

FASTEST LAP

1	C	Voyazides/Hadfield	Ford Lotus Cortina	1:25.443	30	82.46mph	132.71kph
100	D	Oliver/Shaw	BMW 1800 TiSA	1:26.269	9	81.67mph	131.44kph
10	B	Hack/Wheeler	Mini Cooper S	1:28.256	7	79.83mph	128.48kph
43	A	Hocking/Turrall	Fiat Abarth 1000TC	1:43.259	2	68.23mph	109.82kph

Car 109 - No working transponder

Weather/Track: Sun/Dry

These results are provisional until the conclusion of any judicial and technical matters.

Donington Park

Circuit Length = 1.9573 miles.

Start: 10:20 End: 11:22

Clerk of the Course:

Timekeeper:

U2 TC Pre'66 Under two litre Touring Cars

RACE 6 - LAP ANALYSIS - Donington Park - 30 April/1 May 2011

1	Voyazides/Hadfield	Ford Lotus Cortina			
1 - 1:31.119	11 - 1:26.410	21 - 2:08.230	31 - 1:26.590	41 - 1:25.691	
2 - 1:27.524	12 - 1:26.945	22 - 1:26.273	32 - 1:26.504	42 - 1:26.296	
3 - 1:27.055	13 - 1:26.300	23 - 1:27.041	33 - 1:26.022		
4 - 1:26.103	14 - 1:26.827	24 - 1:25.843	34 - 1:26.129		
5 - 1:26.370	15 - 1:27.014	25 - 1:26.083	35 - 1:26.804		
6 - 1:26.259	16 - 1:26.434	26 - 1:26.853	36 - 1:26.674		
7 - 1:26.678	17 - 1:26.582	27 - 1:27.741	37 - 1:26.396		
8 - 1:26.704	18 - 1:27.313	28 - 1:25.705	38 - 1:25.721		
9 - 1:26.642	19 - 1:27.004	29 - 1:26.294	39 - 1:26.178		
10 - 1:26.160	20 - 1:32.672 ^P	30 - 1:25.443	40 - 1:25.740		
6	Mann	Ford Lotus Cortina			
1 - 1:36.332	11 - 1:28.870	21 - 1:29.816	31 - 1:30.349	41 - 1:32.268	
2 - 1:30.592	12 - 1:28.666	22 - 1:29.124	32 - 1:28.927		
3 - 1:30.101	13 - 1:28.965	23 - 1:30.614	33 - 1:30.650		
4 - 1:29.124	14 - 1:30.713	24 - 1:29.009	34 - 1:30.222		
5 - 1:28.897	15 - 1:28.419	25 - 1:28.906	35 - 1:31.290		
6 - 1:28.528	16 - 1:34.397 ^P	26 - 1:28.962	36 - 1:29.668		
7 - 1:28.534	17 - 2:36.640	27 - 1:29.606	37 - 1:30.074		
8 - 1:30.080	18 - 1:28.710	28 - 1:28.973	38 - 1:29.691		
9 - 1:30.468	19 - 1:29.380	29 - 1:29.672	39 - 1:30.094		
10 - 1:28.927	20 - 1:28.562	30 - 1:28.689	40 - 1:32.647		
7	Williams/Henderson	Mini Cooper S			
1 - 1:47.985	11 - 1:35.576	21 - 1:43.790	31 - 1:38.604		
2 - 1:35.683	12 - 1:36.430	22 - 1:43.126	32 - 1:37.318		
3 - 1:34.359	13 - 1:35.410	23 - 1:41.418	33 - 1:38.924		
4 - 1:36.393	14 - 1:34.603	24 - 1:38.891	34 - 1:36.832		
5 - 1:35.228	15 - 1:34.812	25 - 1:38.656	35 - 1:38.677		
6 - 1:35.294	16 - 1:33.491	26 - 1:38.493	36 - 1:38.360		
7 - 1:34.695	17 - 1:33.514	27 - 1:39.987	37 - 1:40.299		
8 - 1:34.305	18 - 1:34.699	28 - 1:38.755			
9 - 1:33.863	19 - 1:40.768 ^P	29 - 1:40.596			
10 - 1:35.671	20 - 3:20.832	30 - 1:42.708			
10	Hack/Wheeler	Mini Cooper S			
1 - 1:37.289	11 - 1:28.909	21 - 1:29.502	31 - 1:30.116	41 - 1:32.530	
2 - 1:33.219	12 - 1:28.419	22 - 1:33.990 ^P	32 - 1:29.534		
3 - 1:30.494	13 - 1:29.023	23 - 2:20.121	33 - 1:31.741		
4 - 1:28.536	14 - 1:30.292	24 - 1:32.307	34 - 1:30.730		
5 - 1:28.391	15 - 1:29.979	25 - 1:30.754	35 - 1:31.898		
6 - 1:28.699	16 - 1:29.503	26 - 1:31.631	36 - 1:29.443		
7 - 1:28.256	17 - 1:30.101	27 - 1:30.159	37 - 1:29.520		
8 - 1:28.257	18 - 1:29.723	28 - 1:30.646	38 - 1:30.338		
9 - 1:29.970	19 - 1:28.970	29 - 1:30.153	39 - 1:30.144		
10 - 1:29.170	20 - 1:29.022	30 - 1:31.706	40 - 1:31.063		

Weather/Track: Sun/Dry

www.mstworld.com

Page 1 of 8

Donington Park
Circuit Length = 1.9573 miles.
Start: 10:20 End: 11:22

Printed - 11:24 Sunday, 01 May 2011

U2 TC Pre'66 Under two litre Touring Cars
RACE 6 - LAP ANALYSIS - Donington Park - 30 April/1 May 2011
 (contd.)

23	Owen/Dunham	Ford Lotus Cortina						
1 - 1:38.909	11 - 1:28.863	21 - 2:09.187	31 - 1:31.654	41 - 1:47.006				
2 - 1:31.677	12 - 1:28.465	22 - 1:31.221	32 - 1:31.945					
3 - 1:28.971	13 - 1:29.547	23 - 1:31.979	33 - 1:31.609					
4 - 1:28.894	14 - 1:29.135	24 - 1:31.152	34 - 1:29.719					
5 - 1:28.444	15 - 1:28.434	25 - 1:30.248	35 - 1:29.143					
6 - 1:28.221	16 - 1:28.271	26 - 1:29.602	36 - 1:28.984					
7 - 1:28.353	17 - 1:28.226	27 - 1:30.046	37 - 1:29.307					
8 - 1:28.366	18 - 1:29.323	28 - 1:30.296	38 - 1:29.554					
9 - 1:30.162	19 - 1:28.995	29 - 1:30.158	39 - 1:41.174					
10 - 1:28.647	20 - 1:32.610 ^P	30 - 1:30.978	40 - 1:29.824					
36	Hyde/Brown	Ford Lotus Cortina Mk1						
1 - 1:45.613	11 - 1:29.939	21 - 1:34.990	31 - 1:32.153					
2 - 1:32.481	12 - 1:30.454	22 - 1:35.587	32 - 1:34.931					
3 - 1:32.284	13 - 1:29.610	23 - 1:36.211	33 - 1:33.614					
4 - 1:31.681	14 - 1:29.656	24 - 1:35.264	34 - 1:32.818					
5 - 1:31.826	15 - 1:29.432	25 - 1:32.536	35 - 1:32.121					
6 - 1:32.078	16 - 1:28.932	26 - 1:33.047	36 - 1:33.503					
7 - 1:31.441	17 - 1:29.289	27 - 1:33.212	37 - 1:31.478					
8 - 1:30.063	18 - 1:29.914	28 - 1:32.931	38 - 1:32.938					
9 - 1:31.749	19 - 1:36.345 ^P	29 - 1:32.342	39 - 1:32.171					
10 - 1:30.234	20 - 2:36.189	30 - 1:32.880	40 - 1:33.193					
42	Frankel/Frankel	Alfa Romeo Giulia Ti Super						
1 - 1:56.079	11 - 1:40.138	21 - 1:38.622	31 - 1:40.828					
2 - 1:39.678	12 - 1:39.649	22 - 1:39.433	32 - 1:39.214					
3 - 1:38.589	13 - 1:39.758	23 - 1:38.204	33 - 1:38.043					
4 - 1:37.860	14 - 1:39.684	24 - 1:38.503	34 - 1:38.735					
5 - 1:39.639	15 - 1:40.319	25 - 1:38.150	35 - 1:38.466					
6 - 1:39.735	16 - 1:40.318	26 - 1:38.373	36 - 1:43.685					
7 - 1:41.085	17 - 1:40.064	27 - 1:39.267	37 - 1:39.480					
8 - 1:40.339	18 - 1:44.703 ^P	28 - 1:38.539						
9 - 1:38.706	19 - 2:41.529	29 - 1:39.826						
10 - 1:39.517	20 - 1:40.154	30 - 1:38.956						
43	Hocking/Turrall	Fiat Abarth 1000TC						
1 - 1:57.679	6 - 1:44.470	11 - 1:45.382	16 - 1:44.631	21 - 1:44.350	26 - 1:44.580	31 - 1:44.891		
2 - 1:43.259	7 - 1:44.422	12 - 1:44.660	17 - 1:49.830 ^P	22 - 1:45.087	27 - 1:46.398	32 - 1:46.140		
3 - 1:44.136	8 - 1:45.612	13 - 1:43.445	18 - 3:06.169	23 - 1:46.375	28 - 1:46.102	33 - 1:46.913		
4 - 1:44.469	9 - 1:43.895	14 - 1:44.150	19 - 1:44.485	24 - 1:46.658	29 - 1:45.834	34 - 1:45.082		
5 - 1:43.704	10 - 1:45.082	15 - 1:44.342	20 - 1:45.943	25 - 1:45.096	30 - 1:44.973	35 - 1:45.545		

Weather/Track: Sun/Dry

www.mstworld.com

Page 2 of 8

Donington Park
 Circuit Length = 1.9573 miles.
 Start: 10:20 End: 11:22

Printed - 11:24 Sunday, 01 May 2011

U2 TC Pre'66 Under two litre Touring Cars
RACE 6 - LAP ANALYSIS - Donington Park - 30 April/1 May 2011
 (contd.)

48	Truslove/Kerkhoven	Lotus Cortina			
1 - 1:40.766	11 - 1:30.274	21 - 1:31.264	31 - 1:31.831		
2 - 1:40.871	12 - 1:29.139	22 - 1:31.896	32 - 1:33.290		
3 - 1:31.111	13 - 1:28.544	23 - 1:30.721	33 - 1:32.594		
4 - 1:29.917	14 - 1:29.496	24 - 1:30.637	34 - 1:34.374		
5 - 1:30.465	15 - 1:28.466	25 - 1:29.292	35 - 1:32.656		
6 - 1:31.050	16 - 1:34.164 ^P	26 - 1:30.107	36 - 1:33.072		
7 - 1:29.445	17 - 3:07.198	27 - 1:32.467	37 - 1:34.674		
8 - 1:29.597	18 - 1:32.565	28 - 1:30.687	38 - 1:35.784		
9 - 1:31.353	19 - 1:31.301	29 - 1:33.018	39 - 1:35.143		
10 - 1:29.491	20 - 1:31.802	30 - 1:32.882	40 - 1:37.781		
49	Traber/Konig	Alfa Romeo GTA 1600			
1 - 1:39.937	11 - 1:30.688	21 - 1:29.292	31 - 1:28.272	41 - 1:29.193	
2 - 1:32.615	12 - 1:28.659	22 - 1:29.895	32 - 1:28.645		
3 - 1:30.909	13 - 1:28.520	23 - 1:29.257	33 - 1:29.099		
4 - 1:28.971	14 - 1:29.097	24 - 1:28.693	34 - 1:28.669		
5 - 1:28.922	15 - 1:28.019	25 - 1:30.421	35 - 1:28.082		
6 - 1:29.994	16 - 1:27.804	26 - 1:29.891	36 - 1:27.775		
7 - 1:29.000	17 - 1:28.642	27 - 1:28.933	37 - 1:28.321		
8 - 1:29.205	18 - 1:34.166 ^P	28 - 1:28.908	38 - 1:28.377		
9 - 1:28.810	19 - 2:27.551	29 - 1:29.835	39 - 1:29.719		
10 - 1:29.014	20 - 1:28.285	30 - 1:28.740	40 - 1:29.030		
58	Williams/Earnshaw	Austin Mini Cooper S			
1 - 1:43.569	11 - 1:31.521	21 - 1:31.268	31 - 1:30.750		
2 - 1:33.985	12 - 1:31.295	22 - 1:33.070	32 - 1:31.495		
3 - 1:31.644	13 - 1:32.321	23 - 1:33.735	33 - 1:31.270		
4 - 1:31.184	14 - 1:38.351 ^P	24 - 1:31.324	34 - 1:30.799		
5 - 1:30.778	15 - 2:49.753	25 - 1:33.024	35 - 1:30.896		
6 - 1:33.442	16 - 1:32.314	26 - 1:30.532	36 - 1:30.956		
7 - 1:31.272	17 - 1:33.177	27 - 1:30.910	37 - 1:31.947		
8 - 1:30.460	18 - 1:31.276	28 - 1:32.155	38 - 1:32.053		
9 - 1:31.628	19 - 1:34.277	29 - 1:32.423	39 - 1:32.211		
10 - 1:30.961	20 - 1:31.831	30 - 1:31.415	40 - 1:33.186		
60	Wilson/Hood	Ford Lotus Cortina MK 1			
1 - 1:43.950	11 - 1:31.540	21 - 1:30.471	31 - 1:31.778		
2 - 1:33.326	12 - 1:29.828	22 - 1:31.017	32 - 1:30.511		
3 - 1:30.904	13 - 1:30.341	23 - 1:30.161	33 - 1:29.622		
4 - 1:31.438	14 - 1:32.084	24 - 1:30.282	34 - 1:29.020		
5 - 1:30.621	15 - 1:29.790	25 - 1:28.527	35 - 1:28.546		
6 - 1:49.167	16 - 1:30.709	26 - 1:28.947	36 - 1:29.177		
7 - 1:31.864	17 - 1:31.199	27 - 1:31.509	37 - 1:30.227		
8 - 1:30.460	18 - 1:29.701	28 - 1:29.087	38 - 1:29.567		
9 - 1:30.551	19 - 1:41.701 ^P	29 - 1:29.513	39 - 1:28.910		
10 - 1:32.414	20 - 2:37.657	30 - 1:30.912	40 - 1:29.016		

Weather/Track: Sun/Dry

www.mstworld.com

Page 3 of 8

Donington Park
 Circuit Length = 1.9573 miles.
 Start: 10:20 End: 11:22

Printed - 11:24 Sunday, 01 May 2011

U2 TC Pre'66 Under two litre Touring Cars
RACE 6 - LAP ANALYSIS - Donington Park - 30 April/1 May 2011
 (contd.)

61	Wells/Paul	Ford Lotus Cortina			
1 - 1:44.406	11 - 1:38.457	21 - 1:31.447	31 - 1:30.844		
2 - 1:33.480	12 - 1:30.720	22 - 1:31.091	32 - 1:30.624		
3 - 1:32.329	13 - 1:30.302	23 - 1:36.329P	33 - 1:32.055		
4 - 1:31.230	14 - 1:31.278	24 - 2:17.884	34 - 1:30.395		
5 - 1:30.782	15 - 1:31.123	25 - 1:30.977	35 - 1:29.781		
6 - 1:31.753	16 - 1:32.167	26 - 1:30.564	36 - 1:29.354		
7 - 1:32.439	17 - 1:31.247	27 - 1:31.674	37 - 1:30.615		
8 - 1:30.753	18 - 1:31.701	28 - 1:30.408	38 - 1:30.182		
9 - 1:31.165	19 - 1:31.728	29 - 1:31.294	39 - 1:29.990		
10 - 1:30.070	20 - 1:30.390	30 - 1:30.141	40 - 1:30.776		
64	Lazzari	Ford Lotus Cortina MK1			
1 - 1:46.419					
2 - 1:32.636					
3 - 1:33.497					
4 - 1:59.803P					
67	McInerney	BMW Tisa 1800			
1 - 1:34.237	11 - 1:28.702	21 - 1:27.721	31 - 2:59.122		
2 - 1:29.022	12 - 1:27.656	22 - 1:27.929	32 - 1:28.110		
3 - 1:27.760	13 - 1:28.077	23 - 1:28.259	33 - 1:27.906		
4 - 1:27.715	14 - 1:27.760	24 - 1:28.536	34 - 1:29.161		
5 - 1:27.487	15 - 1:28.053	25 - 1:32.553P	35 - 1:28.095		
6 - 1:27.905	16 - 1:29.045	26 - 2:31.373	36 - 1:28.624		
7 - 1:27.552	17 - 1:28.264	27 - 1:27.610	37 - 1:27.659		
8 - 1:28.056	18 - 1:28.308	28 - 1:28.043	38 - 1:29.279		
9 - 1:28.526	19 - 1:28.972	29 - 1:27.449	39 - 1:27.929		
10 - 1:27.373	20 - 1:28.352	30 - 1:31.694P	40 - 1:28.322		
68	Steele/Buxton	Ford Lotus Cortina			
1 - 1:41.393	11 - 1:29.986	21 - 1:39.859	31 - 1:33.948		
2 - 1:36.814	12 - 1:29.144	22 - 1:40.135	32 - 1:33.858		
3 - 1:32.379	13 - 1:28.753	23 - 1:36.931	33 - 1:35.681		
4 - 1:30.599	14 - 1:29.451	24 - 1:35.885	34 - 1:33.933		
5 - 1:30.453	15 - 1:28.988	25 - 1:37.274	35 - 1:32.913		
6 - 1:31.148	16 - 1:28.998	26 - 1:34.453	36 - 1:34.005		
7 - 1:28.967	17 - 1:28.629	27 - 1:34.016	37 - 1:33.799		
8 - 1:30.141	18 - 1:29.674	28 - 1:33.631	38 - 1:33.533		
9 - 1:32.958	19 - 1:36.926P	29 - 1:34.385	39 - 1:34.473		
10 - 1:30.017	20 - 2:53.394	30 - 1:32.405			

Weather/Track: Sun/Dry

www.mstworld.com

Page 4 of 8

Donington Park
 Circuit Length = 1.9573 miles.
 Start: 10:20 End: 11:22

Printed - 11:24 Sunday, 01 May 2011

U2 TC Pre'66 Under two litre Touring Cars
RACE 6 - LAP ANALYSIS - Donington Park - 30 April/1 May 2011
 (contd.)

70	Kremer/Kremer	Ford Lotus Cortina				
1 - 1:31.935	11 - 1:27.015	21 - 1:27.333	31 - 1:37.461	41 - 1:32.599		
2 - 1:27.709	12 - 1:27.695	22 - 1:26.691	32 - 1:35.190			
3 - 1:27.570	13 - 1:27.192	23 - 1:28.377	33 - 1:35.552			
4 - 1:27.178	14 - 1:27.763	24 - 1:27.847	34 - 1:34.009			
5 - 1:27.560	15 - 1:28.317	25 - 1:32.994 ^P	35 - 1:33.774			
6 - 1:27.511	16 - 1:27.737	26 - 2:27.119	36 - 1:32.326			
7 - 1:27.026	17 - 1:26.927	27 - 1:37.152	37 - 1:35.192			
8 - 1:27.266	18 - 1:29.211	28 - 1:37.809	38 - 1:33.379			
9 - 1:26.885	19 - 1:27.082	29 - 1:37.299	39 - 1:32.540			
10 - 1:26.687	20 - 1:29.496	30 - 1:36.505	40 - 1:34.554			
74	Wright/Gans	Alfa Romeo Giulia GTA				
1 - 1:35.862	11 - 1:30.912	21 - 1:28.915	31 - 1:28.010	41 - 1:27.575		
2 - 1:34.394	12 - 1:31.218	22 - 1:28.371	32 - 1:27.998			
3 - 1:34.646	13 - 1:30.435	23 - 1:28.410	33 - 1:29.893			
4 - 1:30.930	14 - 1:38.311 ^P	24 - 1:28.733	34 - 1:28.010			
5 - 1:30.657	15 - 2:17.540	25 - 1:27.857	35 - 1:27.791			
6 - 1:31.183	16 - 1:29.840	26 - 1:27.681	36 - 1:27.559			
7 - 1:29.490	17 - 1:30.371	27 - 1:27.947	37 - 1:27.450			
8 - 1:30.354	18 - 1:28.826	28 - 1:27.711	38 - 1:27.701			
9 - 1:30.722	19 - 1:31.530	29 - 1:27.542	39 - 1:28.007			
10 - 1:30.035	20 - 1:28.758	30 - 1:28.265	40 - 1:27.361			
75	Bateman	Ford Lotus Cortina				
1 - 1:46.803	6 - 1:33.159	11 - 1:33.292	16 - 1:33.264	21 - 1:33.209	26 - 1:34.837	31 - 1:31.893
2 - 1:33.900	7 - 1:33.237	12 - 1:34.550	17 - 1:34.275	22 - 1:34.269	27 - 1:33.650	32 - 1:34.784
3 - 1:34.426	8 - 1:34.355	13 - 1:34.190	18 - 1:33.946	23 - 1:37.472 ^P	28 - 1:35.098	
4 - 1:32.888	9 - 1:33.258	14 - 1:33.448	19 - 1:33.507	24 - X:00.000	29 - 1:39.839	
5 - 1:32.664	10 - 1:34.248	15 - 1:34.043	20 - 1:33.916	25 - 1:34.450	30 - 1:32.257	
76	Harrison/Shaw	Alfa Romeo				
1 - 1:54.475	11 - 1:38.813	21 - 1:38.998	31 - 1:38.644			
2 - 1:38.746	12 - 1:40.492	22 - 1:40.921	32 - 1:37.957			
3 - 1:39.419	13 - 1:42.390	23 - 1:38.618	33 - 1:41.677			
4 - 1:38.999	14 - 1:41.395	24 - 1:37.733	34 - 1:39.337			
5 - 1:39.821	15 - 1:38.877	25 - 1:39.510	35 - 1:39.692			
6 - 1:41.728	16 - 1:41.281	26 - 1:38.443	36 - 1:39.926			
7 - 1:42.188	17 - 1:40.582	27 - 1:37.159				
8 - 1:40.737	18 - 1:38.716	28 - 1:39.650				
9 - 1:40.989	19 - 1:44.483 ^P	29 - 1:38.621				
10 - 1:41.398	20 - 3:07.328	30 - 1:38.361				

Weather/Track: Sun/Dry

www.mstworld.com

Page 5 of 8

Donington Park
 Circuit Length = 1.9573 miles.
 Start: 10:20 End: 11:22

Printed - 11:24 Sunday, 01 May 2011

U2 TC Pre'66 Under two litre Touring Cars
RACE 6 - LAP ANALYSIS - Donington Park - 30 April/1 May 2011
 (contd.)

77	Redhouse/Jordan	Ford Lotus Cortina			
1 - 1:32.994 6 - 1:33.917P 2 - 1:27.819 3 - 1:26.904 4 - 1:32.335P 5 - 7:47.742					
80	Lawson/Tate	Alfa Romeo Giulia Sprint GTA			
1 - 1:47.675 11 - 1:28.513 21 - 1:32.114P 31 - 1:28.627 41 - 1:30.662 2 - 1:33.993 12 - 1:28.793 22 - 2:34.454 32 - 1:29.154 3 - 1:32.506 13 - 1:28.619 23 - 1:30.783 33 - 1:29.451 4 - 1:30.680 14 - 1:29.404 24 - 1:30.146 34 - 1:38.971 5 - 1:29.944 15 - 1:28.421 25 - 1:30.884 35 - 1:28.899 6 - 1:30.663 16 - 1:28.330 26 - 1:28.617 36 - 1:29.175 7 - 1:30.097 17 - 1:28.953 27 - 1:28.848 37 - 1:30.283 8 - 1:28.907 18 - 1:28.226 28 - 1:28.882 38 - 1:28.860 9 - 1:29.413 19 - 1:29.064 29 - 1:28.717 39 - 1:30.747 10 - 1:29.099 20 - 1:28.424 30 - 1:28.901 40 - 1:32.379					
82	Wrigley/Pochciol	Ford Lotus Cortina			
1 - 1:34.448 6 - 1:27.416 11 - 1:27.811 2 - 1:28.336 7 - 1:27.785 12 - 1:27.593 3 - 1:28.059 8 - 1:29.158 13 - 1:28.232 4 - 1:27.432 9 - 1:28.748 14 - 1:27.821 5 - 1:27.269 10 - 1:27.485 15 - 1:33.607P					
85	Bennett/Smith	Alfa Romeo Giulia Sprint GTA			
1 - 1:39.772 11 - 1:32.476 21 - 2:19.933 31 - 1:30.407 2 - 1:48.288 12 - 1:30.367 22 - 1:30.792 32 - 1:31.468 3 - 1:31.646 13 - 1:30.316 23 - 1:32.712 33 - 1:30.762 4 - 1:32.445 14 - 1:31.890 24 - 1:30.050 34 - 1:28.983 5 - 1:31.070 15 - 1:30.314 25 - 1:29.088 35 - 1:28.683 6 - 1:32.111 16 - 1:30.326 26 - 1:29.141 36 - 1:29.588 7 - 1:31.860 17 - 1:31.728 27 - 1:29.422 37 - 1:29.651 8 - 1:32.178 18 - 1:30.973 28 - 1:29.267 38 - 1:29.433 9 - 1:31.168 19 - 1:33.737 29 - 1:29.648 39 - 1:30.134 10 - 1:31.987 20 - 1:36.041P 30 - 1:29.614 40 - 1:28.813					
88	Haughland/Berg	Ford Lotus Cortina Mk1			
1 - 1:37.587 6 - 1:30.799 2 - X:00.000 7 - 1:30.821 3 - 1:31.595 8 - 1:30.696 4 - 1:32.458 5 - 1:30.321					

Weather/Track: Sun/Dry

U2 TC Pre'66 Under two litre Touring Cars
RACE 6 - LAP ANALYSIS - Donington Park - 30 April/1 May 2011
 (contd.)

97	Young/Naismith	Ford Lotus Cortina			
1 - 1:41.864 2 - 1:31.095 3 - 1:30.755 4 - 1:29.311 5 - 1:37.085P					
100	Oliver/Shaw	BMW 1800 TiSA			
1 - 1:30.745 11 - 1:26.749 21 - 1:27.079 31 - 1:26.707 41 - 1:27.446 2 - 1:28.489 12 - 1:26.857 22 - 1:27.120 32 - 1:27.112 42 - 1:27.522 3 - 1:27.400 13 - 1:26.494 23 - 1:33.105P 33 - 1:30.073 4 - 1:26.950 14 - 1:26.851 24 - 2:03.878 34 - 1:27.280 5 - 1:26.645 15 - 1:26.816 25 - 1:27.179 35 - 1:27.066 6 - 1:26.914 16 - 1:26.481 26 - 1:27.103 36 - 1:27.537 7 - 1:27.069 17 - 1:26.739 27 - 1:28.479 37 - 1:27.287 8 - 1:26.780 18 - 1:27.535 28 - 1:26.404 38 - 1:26.889 9 - 1:26.269 19 - 1:27.264 29 - 1:27.425 39 - 1:27.703 10 - 1:26.742 20 - 1:26.748 30 - 1:26.970 40 - 1:27.333					
104	Bryant/Bryant	BMW 1800 Ti			
1 - 1:37.113 11 - 1:28.940 21 - 1:28.392 31 - 1:32.774 41 - 1:32.901 2 - 1:33.507 12 - 1:28.071 22 - 1:30.053 32 - 1:31.182 3 - 1:29.894 13 - 1:29.496 23 - 1:29.258 33 - 1:31.104 4 - 1:28.630 14 - 1:29.455 24 - 1:32.807P 34 - 1:31.936 5 - 1:28.188 15 - 1:28.430 25 - 2:27.288 35 - 1:31.095 6 - 1:28.329 16 - 1:28.453 26 - 1:32.080 36 - 1:30.922 7 - 1:28.332 17 - 1:28.699 27 - 1:32.290 37 - 1:31.825 8 - 1:28.384 18 - 1:28.711 28 - 1:31.864 38 - 1:31.816 9 - 1:29.899 19 - 1:28.920 29 - 1:32.251 39 - 1:32.123 10 - 1:28.733 20 - 1:28.601 30 - 1:31.752 40 - 1:30.881					
109	Adams/Ward	BMW 1800Ti			
1 - 1:40.209 11 - 1:39.272P 21 - 1:30.311 31 - 1:30.942 41 - 1:31.102 2 - 1:31.450 12 - 1:41.876 22 - 1:29.846 32 - 1:30.314 3 - 1:30.763 13 - 1:30.087 23 - 1:29.848 33 - 1:30.187 4 - 1:29.493 14 - 1:29.565 24 - 1:29.748 34 - 1:31.089 5 - 1:29.022 15 - 1:29.601 25 - 1:30.347 35 - 1:29.586 6 - 1:28.990 16 - 1:28.979 26 - 1:30.204 36 - 1:29.373 7 - 1:28.894 17 - 1:29.439 27 - 1:30.949 37 - 1:30.834 8 - 1:29.143 18 - 1:33.280P 28 - 1:29.848 38 - 1:29.388 9 - 1:29.480 19 - 2:13.380 29 - 1:30.225 39 - 1:30.527 10 - 1:29.308 20 - 1:30.922 30 - 1:30.106 40 - 1:34.055					

Weather/Track: Sun/Dry

www.mstworld.com

Page 7 of 8

Donington Park
 Circuit Length = 1.9573 miles.
 Start: 10:20 End: 11:22

Printed - 11:24 Sunday, 01 May 2011

U2 TC Pre'66 Under two litre Touring Cars
RACE 6 - LAP ANALYSIS - Donington Park - 30 April/1 May 2011
 (contd.)

112	Saunders/Palmer	BMW Tisa 1800			
1 - 1:51.027	11 - 1:35.612	21 - 1:35.950	31 - 1:33.823		
2 - 1:41.257	12 - 1:36.481	22 - 1:34.639	32 - 1:34.199		
3 - 1:37.039	13 - 1:35.588	23 - 1:35.400	33 - 1:35.886		
4 - 1:36.131	14 - 1:35.299	24 - 1:34.068	34 - 1:37.264		
5 - 1:36.601	15 - 1:34.786	25 - 1:36.099	35 - 1:34.482		
6 - 1:35.904	16 - 1:34.771	26 - 1:35.494	36 - 1:33.730		
7 - 1:35.157	17 - 1:36.252	27 - 1:33.827	37 - 1:34.687		
8 - 1:36.234	18 - 1:35.558	28 - 1:33.495	38 - 1:36.162		
9 - 1:35.246	19 - 1:42.822 ^P	29 - 1:33.526			
10 - 1:37.688	20 - 3:16.209	30 - 1:36.273			
119	Postins	BMW 1800Ti			
1 - 1:33.269	11 - 1:29.083	21 - 1:28.725	31 - 1:27.960	41 - 1:29.260	
2 - 1:29.803	12 - 1:28.211	22 - 1:28.839	32 - 1:28.437		
3 - 1:28.946	13 - 1:28.883	23 - 1:29.630	33 - 1:29.674		
4 - 1:27.792	14 - 1:31.957 ^P	24 - 1:29.408	34 - 1:28.916		
5 - 1:28.486	15 - 2:25.814	25 - 1:28.226	35 - 1:29.520		
6 - 1:28.524	16 - 1:28.006	26 - 1:28.914	36 - 1:29.885		
7 - 1:28.039	17 - 1:28.829	27 - 1:28.189	37 - 1:28.418		
8 - 1:29.044	18 - 1:28.584	28 - 1:27.987	38 - 1:28.270		
9 - 1:28.917	19 - 1:28.562	29 - 1:28.660	39 - 1:28.472		
10 - 1:28.549	20 - 1:28.482	30 - 1:28.726	40 - 1:28.480		
166	Huni/Pearson	Alfa Romeo Giulia Sprint GTA			
1 - 1:43.014	6 - 1:30.675				
2 - 1:32.459	7 - 1:30.031				
3 - 1:30.506	8 - 1:30.160				
4 - 1:31.071	9 - 1:30.719				
5 - 1:30.823					
177	Ebdon/Stark	Morris Mini Cooper S			
1 - 4:07.489	6 - 1:36.113	11 - 1:34.356	16 - 1:33.469		
2 - 1:41.501	7 - 1:32.647	12 - 1:36.952	17 - 1:33.608		
3 - 1:48.123	8 - 1:33.592	13 - 1:34.665	18 - 1:31.761		
4 - 1:33.901	9 - 1:41.360 ^P	14 - 1:37.979	19 - 1:52.180 ^P		
5 - 1:41.048	10 - 3:22.371	15 - 1:33.952			

Weather/Track: Sun/Dry

www.mstworld.com

Page 8 of 8

Donington Park
 Circuit Length = 1.9573 miles.
 Start: 10:20 End: 11:22

Printed - 11:24 Sunday, 01 May 2011

U2 TC Pre'66 Under two litre Touring Cars
RACE 6 - LAP CHART - Donington Park - 30 April/1 May 2011

Lap 1			Lap 2			Lap 3			Lap 4			Lap 5		
No	Behind	Laptime	No	Behind	Laptime	No	Behind	Laptime	No	Behind	Laptime	No	Behind	Laptime
100		1:30.745	1		1:27.524	1		1:27.055	1		1:26.103	1		1:26.370
1	0.374	1:31.119	100	0.591	1:28.489	100	0.936	1:27.400	100	1.783	1:26.950	100	2.058	1:26.645
70	1.190	1:31.935	70	1.001	1:27.709	70	1.516	1:27.570	70	2.591	1:27.178	70	3.781	1:27.560
77	2.249	1:32.994	77	2.170	1:27.819	77	2.019	1:26.904	82	6.474	1:27.432	82	7.373	1:27.269
119	2.524	1:33.269	82	4.141	1:28.336	82	5.145	1:28.059	67	6.933	1:27.715	67	8.050	1:27.487
67	3.492	1:34.237	119	4.429	1:29.803	67	5.321	1:27.760	77	8.251	1:32.335P	119	10.125	1:28.486
82	3.703	1:34.448	67	4.616	1:29.022	119	6.320	1:28.946	119	8.009	1:27.792	6	16.875	1:28.897
74	5.117	1:35.862	6	8.281	1:30.592	6	11.327	1:30.101	6	14.348	1:29.124	23	18.724	1:28.444
6	5.587	1:36.332	74	11.613	1:34.394	23	13.859	1:28.971	23	16.650	1:28.894	177	2 LAPS	1:48.123
104	6.368	1:37.113	10	11.865	1:33.219	104	14.816	1:29.894	104	17.343	1:28.630	104	19.161	1:28.188
10	6.544	1:37.289	23	11.943	1:31.677	10	15.304	1:30.494	10	17.737	1:28.536	10	19.758	1:28.391
88	6.842	1:37.587	104	11.977	1:33.507	109	16.724	1:30.763	109	20.114	1:29.493	109	22.766	1:29.022
23	8.164	1:38.909	109	13.016	1:31.450	49	17.763	1:30.909	49	20.631	1:28.971	49	23.183	1:28.922
85	9.027	1:39.772	49	13.909	1:32.615	97	18.016	1:30.755	97	21.224	1:29.311	74	28.318	1:30.657
49	9.192	1:39.937	97	14.316	1:31.095	74	19.204	1:34.646	74	24.031	1:30.930	166	29.702	1:30.823
109	9.464	1:40.209	166	16.830	1:32.459	166	20.281	1:30.506	166	25.249	1:31.071	97	31.939	1:37.085P
48	10.021	1:40.766	60	18.633	1:33.326	60	22.482	1:30.904	60	27.817	1:31.438	60	32.068	1:30.621
68	10.648	1:41.393	58	18.911	1:33.985	58	23.500	1:31.644	58	28.581	1:31.184	58	32.989	1:30.778
97	11.119	1:41.864	61	19.243	1:33.480	61	24.517	1:32.329	68	29.384	1:30.599	68	33.467	1:30.453
166	12.269	1:43.014	36	19.451	1:32.481	36	24.680	1:32.284	61	29.644	1:31.230	61	34.056	1:30.782
58	12.824	1:43.569	68	19.564	1:36.814	68	24.888	1:32.379	36	30.258	1:31.681	48	34.959	1:30.465
60	13.205	1:43.950	64	20.412	1:32.636	64	26.854	1:33.497	48	30.864	1:29.917	36	35.714	1:31.826
61	13.661	1:44.406	75	22.060	1:33.900	48	27.050	1:31.111	80	33.053	1:30.680	80	36.627	1:29.944
36	14.868	1:45.613	48	22.994	1:40.871	80	28.476	1:32.506	75	36.216	1:32.888	75	42.510	1:32.664
64	15.674	1:46.419	80	23.025	1:33.993	75	29.431	1:34.426	85	40.350	1:32.445	85	45.050	1:31.070
75	16.058	1:46.803	7	25.025	1:35.683	7	32.329	1:34.359	7	42.619	1:36.393	7	51.477	1:35.228
80	16.930	1:47.675	85	29.417	1:48.288	85	34.008	1:31.646	112	53.653	1:36.131	112	1:03.884	1:36.601
7	17.240	1:47.985	112	33.641	1:41.257	112	43.625	1:37.039	76	59.838	1:38.999	76	1:13.289	1:39.821
112	20.282	1:51.027	76	34.578	1:38.746	76	46.942	1:39.419	64	1:00.554	1:59.803P	42	1:13.674	1:39.639
76	23.730	1:54.475	42	37.114	1:39.678	42	48.648	1:38.589	42	1:00.405	1:37.860			
42	25.334	1:56.079	43	42.295	1:43.259	43	59.376	1:44.136	43	1:17.742	1:44.469			
43	26.934	1:57.679	177	1 LAP	4:07.489	177	1 LAP	1:41.501						

Weather/Track: Sun/Dry

www.mstworld.com

Page 1 of 9

Donington Park
Circuit Length = 1.9573 miles.
Start: 10:20 End: 11:22

Printed - 11:25 Sunday, 01 May 2011

U2 TC Pre'66 Under two litre Touring Cars
RACE 6 - LAP CHART - Donington Park - 30 April/1 May 2011
 (contd.)

Lap 6			Lap 7			Lap 8			Lap 9			Lap 10		
No	Behind	Laptime	No	Behind	Laptime	No	Behind	Laptime	No	Behind	Laptime	No	Behind	Laptime
1		1:26.259	1		1:26.678	1		1:26.704	1		1:26.642	1		1:26.160
100	2.713	1:26.914	42	1 LAP	1:39.735	100	3.180	1:26.780	100	2.807	1:26.269	100	3.389	1:26.742
70	5.033	1:27.511	76	1 LAP	1:41.728	70	5.943	1:27.266	112	1 LAP	1:36.234	70	6.713	1:26.687
82	8.530	1:27.416	100	3.104	1:27.069	67	11.922	1:28.056	70	6.186	1:26.885	112	1 LAP	1:35.246
43	1 LAP	1:43.704	70	5.381	1:27.026	82	12.091	1:29.158	67	13.806	1:28.526	67	15.019	1:27.373
67	9.696	1:27.905	82	9.637	1:27.785	42	1 LAP	1:41.085	82	14.197	1:28.748	82	15.522	1:27.485
119	12.390	1:28.524	67	10.570	1:27.552	119	16.091	1:29.044	119	18.366	1:28.917	119	20.755	1:28.549
6	19.144	1:28.528	119	13.751	1:28.039	76	1 LAP	1:42.188	23	27.543	1:30.162	23	30.030	1:28.647
23	20.686	1:28.221	6	21.000	1:28.534	23	24.023	1:28.366	104	27.822	1:29.899	104	30.395	1:28.733
104	21.231	1:28.329	23	22.361	1:28.353	6	24.376	1:30.080	6	28.202	1:30.468	6	30.969	1:28.927
10	22.198	1:28.699	104	22.885	1:28.332	104	24.565	1:28.384	42	1 LAP	1:40.339	10	31.667	1:29.170
109	25.497	1:28.990	10	23.776	1:28.256	10	25.329	1:28.257	10	28.657	1:29.970	109	36.138	1:29.308
177	2 LAPS	1:33.901	43	1 LAP	1:44.470	109	30.152	1:29.143	76	1 LAP	1:40.737	49	36.763	1:29.014
49	26.918	1:29.994	109	27.713	1:28.894	49	31.741	1:29.205	109	32.990	1:29.480	42	1 LAP	1:38.706
74	33.242	1:31.183	49	29.240	1:29.000	74	39.704	1:30.354	49	33.909	1:28.810	76	1 LAP	1:40.989
166	34.118	1:30.675	74	36.054	1:29.490	166	40.927	1:30.160	77	4 LAPS	7:47.742	74	47.659	1:30.035
68	38.356	1:31.148	166	37.471	1:30.031	68	44.082	1:30.141	74	43.784	1:30.722	77	4 LAPS	1:33.917P
61	39.550	1:31.753	68	40.645	1:28.967	43	1 LAP	1:44.422	166	45.004	1:30.719	80	52.363	1:29.099
48	39.750	1:31.050	177	2 LAPS	1:41.048	48	45.410	1:29.597	80	49.424	1:29.413	48	53.452	1:29.491
58	40.172	1:33.442	48	42.517	1:29.445	80	46.653	1:28.907	48	50.121	1:31.353	68	54.255	1:30.017
80	41.031	1:30.663	80	44.450	1:30.097	58	48.522	1:30.460	68	50.398	1:32.958	61	57.793	1:30.070
36	41.533	1:32.078	58	44.766	1:31.272	61	49.360	1:30.753	58	53.508	1:31.628	58	58.309	1:30.961
75	49.410	1:33.159	61	45.311	1:32.439	36	49.655	1:30.063	61	53.883	1:31.165	36	58.836	1:30.234
85	50.902	1:32.111	36	46.296	1:31.441	177	2 LAPS	1:36.113	36	54.762	1:31.749	177	2 LAPS	1:33.592
60	54.976	1:49.167	75	55.969	1:33.237	85	1:01.558	1:32.178	177	2 LAPS	1:32.647	85	1:11.911	1:31.987
7	1:00.512	1:35.294	85	56.084	1:31.860	75	1:03.620	1:34.355	43	1 LAP	1:45.612	60	1:14.081	1:32.414
112	1:13.529	1:35.904	60	1:00.162	1:31.864	60	1:03.918	1:30.460	85	1:06.084	1:31.168	75	1:18.324	1:34.248
			7	1:08.529	1:34.695	7	1:16.130	1:34.305	60	1:07.827	1:30.551	43	1 LAP	1:43.895
			112	1:22.008	1:35.157				75	1:10.236	1:33.258			
									7	1:23.351	1:33.863			

Weather/Track: Sun/Dry

www.mstworld.com

Page 2 of 9

Donington Park
 Circuit Length = 1.9573 miles.
 Start: 10:20 End: 11:22

Printed - 11:25 Sunday, 01 May 2011

U2 TC Pre'66 Under two litre Touring Cars
RACE 6 - LAP CHART - Donington Park - 30 April/1 May 2011
 (contd.)

Lap 11			Lap 12			Lap 13			Lap 14			Lap 15		
No	Behind	Laptime	No	Behind	Laptime	No	Behind	Laptime	No	Behind	Laptime	No	Behind	Laptime
1		1:26.410	1		1:26.945	1		1:26.300	1		1:26.827	1		1:27.014
100	3.728	1:26.749	100	3.640	1:26.857	100	3.834	1:26.494	76	2 LAPS	1:40.492	85	1 LAP	1:31.890
7	1 LAP	1:35.671	70	8.068	1:27.695	75	1 LAP	1:34.550	100	3.858	1:26.851	100	3.660	1:26.816
70	7.318	1:27.015	43	2 LAPS	1:45.082	70	8.960	1:27.192	70	9.896	1:27.763	60	1 LAP	1:32.084
82	16.923	1:27.811	7	1 LAP	1:35.576	82	19.503	1:28.232	75	1 LAP	1:34.190	42	2 LAPS	1:39.758
67	17.311	1:28.702	82	17.571	1:27.593	67	19.799	1:28.077	82	20.497	1:27.821	70	11.199	1:28.317
119	23.428	1:29.083	67	18.022	1:27.656	7	1 LAP	1:36.430	67	20.732	1:27.760	76	2 LAPS	1:42.390
112	1 LAP	1:37.688	119	24.694	1:28.211	119	27.277	1:28.883	177	4 LAPS	3:22.371	75	1 LAP	1:33.448
23	32.483	1:28.863	112	1 LAP	1:35.612	43	2 LAPS	1:45.382	119	32.407	1:31.957P	67	21.771	1:28.053
104	32.925	1:28.940	23	34.003	1:28.465	104	37.247	1:29.496	7	1 LAP	1:35.410	82	27.090	1:33.607P
6	33.429	1:28.870	104	34.051	1:28.071	23	37.250	1:29.547	23	39.558	1:29.135	177	4 LAPS	1:34.356
10	34.166	1:28.909	6	35.150	1:28.666	6	37.815	1:28.965	104	39.875	1:29.455	23	40.978	1:28.434
49	41.041	1:30.688	10	35.640	1:28.419	10	38.363	1:29.023	6	41.701	1:30.713	104	41.291	1:28.430
109	49.000	1:39.272P	49	42.755	1:28.659	112	1 LAP	1:36.481	10	41.828	1:30.292	7	1 LAP	1:34.603
74	52.161	1:30.912	80	56.314	1:28.793	49	44.975	1:28.520	49	47.245	1:29.097	6	43.106	1:28.419
42	1 LAP	1:39.517	74	56.434	1:31.218	80	58.633	1:28.619	43	2 LAPS	1:44.660	10	44.793	1:29.979
80	54.466	1:28.513	48	59.510	1:29.139	74	1:00.569	1:30.435	112	1 LAP	1:35.588	49	48.250	1:28.019
48	57.316	1:30.274	68	1:00.030	1:29.144	48	1:01.754	1:28.544	80	1:01.210	1:29.404	112	1 LAP	1:35.299
68	57.831	1:29.986	109	1:03.931	1:41.876	68	1:02.483	1:28.753	48	1:04.423	1:29.496	80	1:02.617	1:28.421
76	1 LAP	1:41.398	36	1:05.874	1:30.454	109	1:07.718	1:30.087	68	1:05.107	1:29.451	48	1:05.875	1:28.466
36	1:02.365	1:29.939	42	1 LAP	1:40.138	36	1:09.184	1:29.610	109	1:10.456	1:29.565	43	2 LAPS	1:43.445
58	1:03.420	1:31.521	58	1:07.770	1:31.295	58	1:13.791	1:32.321	74	1:12.053	1:38.311P	68	1:07.081	1:28.988
61	1:09.840	1:38.457	76	1 LAP	1:38.813	61	1:17.617	1:30.302	36	1:12.013	1:29.656	109	1:13.043	1:29.601
85	1:17.977	1:32.476	61	1:13.615	1:30.720	42	1 LAP	1:39.649	61	1:22.068	1:31.278	36	1:14.431	1:29.432
177	2 LAPS	1:41.360P	85	1:21.399	1:30.367	85	1:25.415	1:30.316	58	1:25.315	1:38.351P	61	1:26.177	1:31.123
60	1:19.211	1:31.540	60	1:22.094	1:29.828	60	1:26.135	1:30.341						
75	1:25.206	1:33.292												

Weather/Track: Sun/Dry

www.mstworld.com

Donington Park
 Circuit Length = 1.9573 miles.
 Start: 10:20 End: 11:22

U2 TC Pre'66 Under two litre Touring Cars
RACE 6 - LAP CHART - Donington Park - 30 April/1 May 2011
 (contd.)

Lap 16			Lap 17			Lap 18			Lap 19			Lap 20		
No	Behind	Laptime	No	Behind	Laptime	No	Behind	Laptime	No	Behind	Laptime	No	Behind	Laptime
1		1:26.434	1		1:26.582	1		1:27.313	1		1:27.004	100		1:26.748
100	3.707	1:26.481	100	3.864	1:26.739	58	2 LAPS	1:32.314	100	4.346	1:27.264	1	1.578	1:32.672P
119	1 LAP	2:25.814	61	1 LAP	1:32.167	100	4.086	1:27.535	58	2 LAPS	1:33.177	48	2 LAPS	1:32.565
85	1 LAP	1:30.314	119	1 LAP	1:28.006	119	1 LAP	1:28.829	119	1 LAP	1:28.584	112	2 LAPS	1:35.558
60	1 LAP	1:29.790	85	1 LAP	1:30.326	61	1 LAP	1:31.247	61	1 LAP	1:31.701	58	2 LAPS	1:31.276
70	12.502	1:27.737	60	1 LAP	1:30.709	43	3 LAPS	1:44.342	70	14.823	1:27.082	119	1 LAP	1:28.562
42	2 LAPS	1:39.684	70	12.847	1:26.927	70	14.745	1:29.211	60	1 LAP	1:29.701	70	13.225	1:29.496
67	24.382	1:29.045	67	26.064	1:28.264	85	1 LAP	1:31.728	85	1 LAP	1:30.973	61	1 LAP	1:31.728
75	1 LAP	1:34.043	42	2 LAPS	1:40.319	60	1 LAP	1:31.199	67	29.027	1:28.972	85	1 LAP	1:33.737
76	2 LAPS	1:41.395	75	1 LAP	1:33.264	67	27.059	1:28.308	43	3 LAPS	1:44.631	67	26.285	1:28.352
74	1 LAP	2:17.540	74	1 LAP	1:29.840	6	1 LAP	2:36.640	6	1 LAP	1:28.710	49	1 LAP	2:27.551
177	4 LAPS	1:36.952	76	2 LAPS	1:38.877	75	1 LAP	1:34.275	74	1 LAP	1:28.826	60	1 LAP	1:41.701P
23	42.815	1:28.271	23	44.459	1:28.226	74	1 LAP	1:30.371	23	48.460	1:28.995	6	1 LAP	1:29.380
104	43.310	1:28.453	104	45.427	1:28.699	23	46.469	1:29.323	75	1 LAP	1:33.946	109	1 LAP	2:13.380
10	47.862	1:29.503	177	4 LAPS	1:34.665	42	2 LAPS	1:40.318	104	48.741	1:28.920	74	1 LAP	1:31.530
49	49.620	1:27.804	10	51.381	1:30.101	104	46.825	1:28.711	10	55.757	1:28.970	104	46.248	1:28.601
7	1 LAP	1:34.812	49	51.680	1:28.642	10	53.791	1:29.723	42	2 LAPS	1:40.064	23	49.976	1:32.610P
6	51.069	1:34.397P	7	1 LAP	1:33.491	76	2 LAPS	1:41.281	177	4 LAPS	1:33.952	43	3 LAPS	1:49.830P
80	1:04.513	1:28.330	80	1:06.884	1:28.953	177	4 LAPS	1:37.979	80	1:09.857	1:29.064	75	1 LAP	1:33.507
112	1 LAP	1:34.786	68	1:11.692	1:28.629	49	58.533	1:34.166P	7	1 LAP	1:34.699	10	53.685	1:29.022
68	1:09.645	1:28.998	112	1 LAP	1:34.771	7	1 LAP	1:33.514	76	2 LAPS	1:40.582	177	4 LAPS	1:33.469
48	1:13.605	1:34.164P	109	1:18.445	1:29.439	80	1:07.797	1:28.226	68	1:23.975	1:36.926P	80	1:07.187	1:28.424
109	1:15.588	1:28.979	36	1:19.636	1:29.289	68	1:14.053	1:29.674	36	1:31.578	1:36.345P	42	2 LAPS	1:44.703P
36	1:16.929	1:28.932				36	1:22.237	1:29.914				76	2 LAPS	1:38.716
58	1 LAP	2:49.753				109	1:24.412	1:33.280P				7	1 LAP	1:40.768P
43	2 LAPS	1:44.150				112	1 LAP	1:36.252						
						48	1 LAP	3:07.198						

Weather/Track: Sun/Dry

U2 TC Pre'66 Under two litre Touring Cars
RACE 6 - LAP CHART - Donington Park - 30 April/1 May 2011
 (contd.)

Lap 21			Lap 22			Lap 23			Lap 24			Lap 25		
No	Behind	Laptime	No	Behind	Laptime	No	Behind	Laptime	No	Behind	Laptime	No	Behind	Laptime
100		1:27.079	100		1:27.120	100		1:33.105P	70		1:27.847	70		1:32.994P
48	2 LAPS	1:31.301	23	1 LAP	2:09.187	23	1 LAP	1:31.221	177	5 LAPS	1:52.180P	60	2 LAPS	1:30.161
119	1 LAP	1:28.482	76	3 LAPS	1:44.483P	119	1 LAP	1:28.839	68	2 LAPS	1:40.135	48	2 LAPS	1:30.721
70	13.479	1:27.333	119	1 LAP	1:28.725	70	8.322	1:28.377	48	2 LAPS	1:31.896	68	2 LAPS	1:36.931
58	2 LAPS	1:34.277	48	2 LAPS	1:31.802	48	2 LAPS	1:31.264	60	2 LAPS	1:31.017	76	4 LAPS	1:38.998
61	1 LAP	1:30.390	60	2 LAPS	2:37.657	60	2 LAPS	1:30.471	76	4 LAPS	3:07.328	10	1 LAP	1:32.307
112	2 LAPS	1:42.822P	70	13.050	1:26.691	7	3 LAPS	3:20.832	58	2 LAPS	1:33.070	58	2 LAPS	1:33.735
67	26.927	1:27.721	58	2 LAPS	1:31.831	58	2 LAPS	1:31.268	10	1 LAP	2:20.121	67	14.816	1:32.553P
49	1 LAP	1:28.285	61	1 LAP	1:31.447	61	1 LAP	1:31.091	67	15.257	1:28.536	49	1 LAP	1:28.693
85	1 LAP	1:36.041P	67	27.736	1:27.929	67	22.890	1:28.259	61	1 LAP	1:36.329P	1	18.581	1:26.083
6	1 LAP	1:28.562	49	1 LAP	1:29.292	49	1 LAP	1:29.895	49	1 LAP	1:29.257	100	21.894	1:27.179
1	42.729	2:08.230	6	1 LAP	1:29.816	6	1 LAP	1:29.124	7	3 LAPS	1:43.790	6	1 LAP	1:29.009
109	1 LAP	1:30.922	1	41.882	1:26.273	1	35.818	1:27.041	1	25.492	1:25.843	74	1 LAP	1:28.733
74	1 LAP	1:28.758	109	1 LAP	1:30.311	112	3 LAPS	3:16.209	100	27.709	2:03.878	7	3 LAPS	1:43.126
104	47.561	1:28.392	74	1 LAP	1:28.915	74	1 LAP	1:28.371	6	1 LAP	1:30.614	109	1 LAP	1:29.748
10	56.108	1:29.502	104	50.494	1:30.053	109	1 LAP	1:29.846	112	3 LAPS	1:35.950	112	3 LAPS	1:34.639
75	1 LAP	1:33.916	42	3 LAPS	2:41.529	80	1 LAP	2:34.454	74	1 LAP	1:28.410	80	1 LAP	1:30.146
36	1 LAP	2:36.189	10	1:02.978	1:33.990P	104	46.647	1:29.258	109	1 LAP	1:29.848	61	1 LAP	2:17.884
80	1:12.222	1:32.114P	43	4 LAPS	3:06.169	75	1 LAP	1:34.269	80	1 LAP	1:30.783	85	1 LAP	1:30.050
177	4 LAPS	1:33.608	75	1 LAP	1:33.209	42	3 LAPS	1:40.154	104	43.285	1:32.807P	42	3 LAPS	1:39.433
68	1 LAP	2:53.394	36	1 LAP	1:34.990	43	4 LAPS	1:44.485	75	1 LAP	1:37.472P	36	1 LAP	1:35.264
			177	4 LAPS	1:31.761	36	1 LAP	1:35.587	42	3 LAPS	1:38.622	119	1:23.604	1:28.226
			85	1 LAP	2:19.933	85	1 LAP	1:30.792	85	1 LAP	1:32.712	23	1:27.296	1:30.248
			68	1 LAP	1:39.859	23	1:35.059	1:31.979	36	1 LAP	1:36.211	60	1 LAP	1:30.282
						119	1:35.133	1:29.630	43	4 LAPS	1:45.943	48	1 LAP	1:30.637
									119	1:28.372	1:29.408	43	4 LAPS	1:44.350
									23	1:30.042	1:31.152	104	1:37.579	2:27.288
												68	1 LAP	1:35.885
												10	1:43.892	1:30.754

Weather/Track: Sun/Dry

www.mstworld.com

Page 5 of 9

Donington Park
 Circuit Length = 1.9573 miles.
 Start: 10:20 End: 11:22

Printed - 11:25 Sunday, 01 May 2011

U2 TC Pre'66 Under two litre Touring Cars
RACE 6 - LAP CHART - Donington Park - 30 April/1 May 2011
 (contd.)

Lap 26			Lap 27			Lap 28			Lap 29			Lap 30		
No	Behind	Laptime	No	Behind	Laptime	No	Behind	Laptime	No	Behind	Laptime	No	Behind	Laptime
1		1:26.853	1		1:27.741	1		1:25.705	1		1:26.294	1		1:25.443
58	2 LAPS	1:31.324	10	1 LAP	1:31.631	104	1 LAP	1:32.290	100	6.131	1:27.425	36	2 LAPS	1:32.931
49	1 LAP	1:30.421	49	1 LAP	1:29.891	100	5.000	1:26.404	42	4 LAPS	1:38.150	48	2 LAPS	1:30.687
100	3.563	1:27.103	100	4.301	1:28.479	10	1 LAP	1:30.159	104	1 LAP	1:31.864	100	7.658	1:26.970
6	1 LAP	1:28.906	58	2 LAPS	1:33.024	49	1 LAP	1:28.933	49	1 LAP	1:28.908	49	1 LAP	1:29.835
76	4 LAPS	1:40.921	68	2 LAPS	1:37.274	58	2 LAPS	1:30.532	10	1 LAP	1:30.646	104	1 LAP	1:32.251
74	1 LAP	1:27.857	43	5 LAPS	1:45.087	6	1 LAP	1:29.606	58	2 LAPS	1:30.910	10	1 LAP	1:30.153
109	1 LAP	1:30.347	6	1 LAP	1:28.962	68	2 LAPS	1:34.453	6	1 LAP	1:28.973	42	4 LAPS	1:38.373
80	1 LAP	1:30.884	74	1 LAP	1:27.681	74	1 LAP	1:27.947	74	1 LAP	1:27.711	74	1 LAP	1:27.542
112	3 LAPS	1:35.400	76	4 LAPS	1:38.618	109	1 LAP	1:30.949	68	2 LAPS	1:34.016	6	1 LAP	1:29.672
7	3 LAPS	1:41.418	109	1 LAP	1:30.204	80	1 LAP	1:28.848	109	1 LAP	1:29.848	58	2 LAPS	1:32.155
70	41.685	2:27.119	80	1 LAP	1:28.617	43	5 LAPS	1:46.375	80	1 LAP	1:28.882	68	2 LAPS	1:33.631
61	1 LAP	1:30.977	112	3 LAPS	1:34.068	76	4 LAPS	1:37.733	76	4 LAPS	1:39.510	80	1 LAP	1:28.717
85	1 LAP	1:29.088	7	3 LAPS	1:38.891	112	3 LAPS	1:36.099	43	5 LAPS	1:46.658	109	1 LAP	1:30.225
67	1:00.755	2:31.373	70	51.096	1:37.152	7	3 LAPS	1:38.656	112	3 LAPS	1:35.494	76	4 LAPS	1:38.443
119	1:07.084	1:28.914	61	1 LAP	1:30.564	61	1 LAP	1:31.674	61	1 LAP	1:30.408	112	3 LAPS	1:33.827
36	1 LAP	1:32.536	85	1 LAP	1:29.141	67	1:02.962	1:28.043	7	3 LAPS	1:38.493	43	5 LAPS	1:45.096
42	3 LAPS	1:38.204	67	1:00.624	1:27.610	70	1:03.200	1:37.809	67	1:04.117	1:27.449	61	1 LAP	1:31.294
23	1:11.464	1:29.602	119	1:07.532	1:28.189	85	1 LAP	1:29.422	85	1 LAP	1:29.267	67	1:10.368	1:31.694P
60	1 LAP	1:28.527	23	1:13.769	1:30.046	119	1:09.814	1:27.987	119	1:12.180	1:28.660	85	1 LAP	1:29.648
48	1 LAP	1:29.292	36	1 LAP	1:33.047	23	1:18.360	1:30.296	70	1:14.205	1:37.299	119	1:15.463	1:28.726
104	1:24.225	1:32.080	60	1 LAP	1:28.947	36	1 LAP	1:33.212	23	1:22.224	1:30.158	7	3 LAPS	1:39.987
			48	1 LAP	1:30.107	60	1 LAP	1:31.509	60	1 LAP	1:29.087	70	1:25.267	1:36.505
			42	3 LAPS	1:38.503	48	1 LAP	1:32.467						

Weather/Track: Sun/Dry

www.mstworld.com

Page 6 of 9

Donington Park
 Circuit Length = 1.9573 miles.
 Start: 10:20 End: 11:22

Printed - 11:25 Sunday, 01 May 2011

U2 TC Pre'66 Under two litre Touring Cars
RACE 6 - LAP CHART - Donington Park - 30 April/1 May 2011
 (contd.)

Lap 31			Lap 32			Lap 33			Lap 34			Lap 35		
No	Behind	Laptime	No	Behind	Laptime	No	Behind	Laptime	No	Behind	Laptime	No	Behind	Laptime
1		1:26.590	1		1:26.504	1		1:26.022	1		1:26.129	1		1:26.804
23	1 LAP	1:30.978	7	4 LAPS	1:38.755	23	1 LAP	1:31.945	76	5 LAPS	1:38.621	61	2 LAPS	1:32.055
60	2 LAPS	1:29.513	23	1 LAP	1:31.654	100	12.434	1:30.073	100	13.585	1:27.280	85	2 LAPS	1:30.762
100	7.775	1:26.707	60	2 LAPS	1:30.912	60	2 LAPS	1:31.778	60	2 LAPS	1:30.511	112	4 LAPS	1:33.823
36	2 LAPS	1:32.342	100	8.383	1:27.112	7	4 LAPS	1:40.596	23	1 LAP	1:31.609	100	13.847	1:27.066
48	2 LAPS	1:33.018	70	1 LAP	1:37.461	70	1 LAP	1:35.190	49	1 LAP	1:29.099	76	5 LAPS	1:38.361
49	1 LAP	1:28.740	36	2 LAPS	1:32.880	43	6 LAPS	1:46.398	70	1 LAP	1:35.552	60	2 LAPS	1:29.622
104	1 LAP	1:31.752	48	2 LAPS	1:32.882	49	1 LAP	1:28.645	74	1 LAP	1:29.893	23	1 LAP	1:29.719
10	1 LAP	1:31.706	49	1 LAP	1:28.272	36	2 LAPS	1:32.153	48	2 LAPS	1:33.290	49	1 LAP	1:28.669
74	1 LAP	1:28.265	74	1 LAP	1:28.010	48	2 LAPS	1:31.831	36	2 LAPS	1:34.931	74	1 LAP	1:28.010
6	1 LAP	1:28.689	10	1 LAP	1:30.116	74	1 LAP	1:27.998	6	1 LAP	1:30.650	70	1 LAP	1:34.009
58	2 LAPS	1:32.423	6	1 LAP	1:30.349	10	1 LAP	1:29.534	10	1 LAP	1:31.741	48	2 LAPS	1:32.594
42	4 LAPS	1:39.267	104	1 LAP	1:32.774	6	1 LAP	1:28.927	7	4 LAPS	1:42.708	6	1 LAP	1:30.222
80	1 LAP	1:28.901	58	2 LAPS	1:31.415	104	1 LAP	1:31.182	104	1 LAP	1:31.104	36	2 LAPS	1:33.614
109	1 LAP	1:30.106	80	1 LAP	1:28.627	58	2 LAPS	1:30.750	43	6 LAPS	1:46.102	10	1 LAP	1:30.730
68	2 LAPS	1:34.385	109	1 LAP	1:30.942	80	1 LAP	1:29.154	58	2 LAPS	1:31.495	104	1 LAP	1:31.936
76	4 LAPS	1:37.159	42	4 LAPS	1:38.539	109	1 LAP	1:30.314	80	1 LAP	1:29.451	58	2 LAPS	1:31.270
112	3 LAPS	1:33.495	68	2 LAPS	1:32.405	68	2 LAPS	1:33.948	109	1 LAP	1:30.187	7	4 LAPS	1:38.604
61	1 LAP	1:30.141	112	3 LAPS	1:33.526	42	4 LAPS	1:39.826	68	2 LAPS	1:33.858	109	1 LAP	1:31.089
85	1 LAP	1:29.614	67	1 LAP	2:59.122	75	9 LAPS	1:32:21.610	42	4 LAPS	1:38.956	80	1 LAP	1:38.971
119	1:16.833	1:27.960	61	1 LAP	1:30.844	67	1 LAP	1:28.110	75	9 LAPS	1:34.450	43	6 LAPS	1:45.834
43	5 LAPS	1:44.580	85	1 LAP	1:30.407	61	1 LAP	1:30.624	67	1 LAP	1:27.906	68	2 LAPS	1:35.681
			119	1:18.766	1:28.437	119	1:22.418	1:29.674	119	1:25.205	1:28.916	75	9 LAPS	1:34.837
			76	4 LAPS	1:39.650	85	1 LAP	1:31.468				67	1 LAP	1:29.161
						112	3 LAPS	1:36.273				42	4 LAPS	1:40.828

Weather/Track: Sun/Dry

www.mstworld.com

Page 7 of 9

Donington Park
 Circuit Length = 1.9573 miles.
 Start: 10:20 End: 11:22

Printed - 11:25 Sunday, 01 May 2011

U2 TC Pre'66 Under two litre Touring Cars
RACE 6 - LAP CHART - Donington Park - 30 April/1 May 2011
 (contd.)

Lap 36			Lap 37			Lap 38			Lap 39			Lap 40		
No	Behind	Laptime	No	Behind	Laptime	No	Behind	Laptime	No	Behind	Laptime	No	Behind	Laptime
1		1:26.674	1		1:26.396	1		1:25.721	1		1:26.178	1		1:25.740
119	1 LAP	1:29.520	75	10 LAPS	1:33.650	67	2 LAPS	1:28.624	67	2 LAPS	1:27.659	67	2 LAPS	1:29.279
85	2 LAPS	1:28.983	119	1 LAP	1:29.885	119	1 LAP	1:28.418	68	3 LAPS	1:34.005	7	5 LAPS	1:38.677
61	2 LAPS	1:30.395	85	2 LAPS	1:28.683	43	7 LAPS	1:44.891	119	1 LAP	1:28.270	119	1 LAP	1:28.472
112	4 LAPS	1:34.199	61	2 LAPS	1:29.781	85	2 LAPS	1:29.588	85	2 LAPS	1:29.651	68	3 LAPS	1:33.799
100	14.710	1:27.537	42	5 LAPS	1:39.214	75	10 LAPS	1:35.098	61	2 LAPS	1:30.615	85	2 LAPS	1:29.433
88	34 LAPS	1:30.512	100	15.601	1:27.287	61	2 LAPS	1:29.354	100	18.294	1:27.703	100	19.887	1:27.333
60	2 LAPS	1:29.020	112	4 LAPS	1:35.886	100	16.769	1:26.889	75	10 LAPS	1:39.839	61	2 LAPS	1:30.182
23	1 LAP	1:29.143	60	2 LAPS	1:28.546	42	5 LAPS	1:38.043	43	7 LAPS	1:46.140	75	10 LAPS	1:32.257
49	1 LAP	1:28.082	88	34 LAPS	1:31.595	60	2 LAPS	1:29.177	60	2 LAPS	1:30.227	60	2 LAPS	1:29.567
74	1 LAP	1:27.791	23	1 LAP	1:28.984	23	1 LAP	1:29.307	23	1 LAP	1:29.554	49	1 LAP	1:29.719
76	5 LAPS	1:38.644	49	1 LAP	1:27.775	49	1 LAP	1:28.321	49	1 LAP	1:28.377	74	1 LAP	1:28.007
6	1 LAP	1:31.290	74	1 LAP	1:27.559	88	34 LAPS	1:32.458	74	1 LAP	1:27.701	88	34 LAPS	1:30.799
70	1 LAP	1:33.774	76	5 LAPS	1:37.957	74	1 LAP	1:27.450	42	5 LAPS	1:38.735	23	1 LAP	1:41.174
10	1 LAP	1:31.898	6	1 LAP	1:29.668	112	4 LAPS	1:37.264	88	34 LAPS	1:30.321	42	5 LAPS	1:38.466
36	2 LAPS	1:32.818	10	1 LAP	1:29.443	6	1 LAP	1:30.074	112	4 LAPS	1:34.482	43	7 LAPS	1:46.913
48	2 LAPS	1:34.374	70	1 LAP	1:32.326	10	1 LAP	1:29.520	6	1 LAP	1:29.691	112	4 LAPS	1:33.730
104	1 LAP	1:31.095	36	2 LAPS	1:32.121	36	2 LAPS	1:33.503	10	1 LAP	1:30.338	6	1 LAP	1:30.094
58	2 LAPS	1:30.799	48	2 LAPS	1:32.656	104	1 LAP	1:31.825	36	2 LAPS	1:31.478	10	1 LAP	1:30.144
7	4 LAPS	1:37.318	104	1 LAP	1:30.922	48	2 LAPS	1:33.072	104	1 LAP	1:31.816	104	1 LAP	1:32.123
109	1 LAP	1:29.586	58	2 LAPS	1:30.896	70	1 LAP	1:35.192	70	1 LAP	1:33.379	36	2 LAPS	1:32.938
80	1 LAP	1:28.899	109	1 LAP	1:29.373	76	5 LAPS	1:41.677	48	2 LAPS	1:34.674	70	1 LAP	1:32.540
68	2 LAPS	1:33.933	80	1 LAP	1:29.175	58	2 LAPS	1:30.956	58	2 LAPS	1:31.947	58	2 LAPS	1:32.053
43	6 LAPS	1:44.973	7	4 LAPS	1:38.924	80	1 LAP	1:30.283	80	1 LAP	1:28.860	80	1 LAP	1:30.747
67	1 LAP	1:28.095	68	2 LAPS	1:32.913	109	1 LAP	1:30.834	109	1 LAP	1:29.388	109	1 LAP	1:30.527
						7	4 LAPS	1:36.832	76	5 LAPS	1:39.337	48	2 LAPS	1:35.784

Weather/Track: Sun/Dry

www.mstworld.com

Page 8 of 9

Donington Park
 Circuit Length = 1.9573 miles.
 Start: 10:20 End: 11:22

Printed - 11:25 Sunday, 01 May 2011

U2 TC Pre'66 Under two litre Touring Cars
RACE 6 - LAP CHART - Donington Park - 30 April/1 May 2011
 (contd.)

Lap 41			Lap 42			Lap 43			Lap 44			Lap 45		
No	Behind	Laptime	No	Behind	Laptime	No	Behind	Laptime	No	Behind	Laptime	No	Behind	Laptime
1		1:25.691	1		1:26.296									
76	6 LAPS	1:39.692	67	2 LAPS	1:28.322									
67	2 LAPS	1:27.929	76	6 LAPS	1:39.926									
119	1 LAP	1:28.480	119	1 LAP	1:29.260									
7	5 LAPS	1:38.360	100	22.868	1:27.522									
85	2 LAPS	1:30.134	85	2 LAPS	1:28.813									
68	3 LAPS	1:33.533	61	2 LAPS	1:30.776									
100	21.642	1:27.446	68	3 LAPS	1:34.473									
61	2 LAPS	1:29.990	7	5 LAPS	1:40.299									
75	10 LAPS	1:31.893	74	1 LAP	1:27.575									
60	2 LAPS	1:28.910	60	2 LAPS	1:29.016									
74	1 LAP	1:27.361	49	1 LAP	1:29.193									
49	1 LAP	1:29.030	75	10 LAPS	1:34.784									
88	34 LAPS	1:30.821	88	34 LAPS	1:30.696									
23	1 LAP	1:29.824	6	1 LAP	1:32.268									
112	4 LAPS	1:34.687	10	1 LAP	1:32.530									
10	1 LAP	1:31.063	112	4 LAPS	1:36.162									
6	1 LAP	1:32.647	23	1 LAP	1:47.006									
42	5 LAPS	1:43.685	42	5 LAPS	1:39.480									
43	7 LAPS	1:45.082	104	1 LAP	1:32.901									
104	1 LAP	1:30.881	36	2 LAPS	1:33.193									
36	2 LAPS	1:32.171	80	1 LAP	1:30.662									
58	2 LAPS	1:32.211	58	2 LAPS	1:33.186									
80	1 LAP	1:32.379	70	1 LAP	1:32.599									
70	1 LAP	1:34.554	109	1 LAP	1:31.102									
109	1 LAP	1:34.055	43	7 LAPS	1:45.545									
48	2 LAPS	1:35.143	48	2 LAPS	1:37.781									

Weather/Track: Sun/Dry

Pre 63 GT

QUALIFYING - RACE 8 - Donington Park - 30 April/1 May 2011

POS	NO	CL	DRIVER	CAR	TIME	LAPS	GAP	MPH
1	2	C	Vogele	Ferrari 330 GTO	1:24.630	20		83.26
2	63	C	Minshaw	Jaguar E-type	1:24.828	16	0.198	83.06
3	1	C	Friedrichs/Clark	Aston Martin DP212	1:24.968	19	0.338	82.92
4	17	C	Naismith/Young	Austin Martin DB4	1:27.555	19	2.925	80.47
5	47	C	Neumark/Franklin	Ferrari 250 SWB	1:27.727	17	3.097	80.32
6	70	C	Kremer/Kremer	Morgan +4 Supersports	1:27.783	19	3.153	80.26
7	73	C	Wood/Wood	Jaguar E-type	1:29.927	18	5.297	78.35
8	39	B	Emberson/Wykeham	Morgan + 4 Supersports	1:30.117	17	5.487	78.19
9	72	C	Tate/Lawson	Jaguar E-type Roadster	1:30.243	18	5.613	78.08
10	82	C	Paul/Wells	Morgan +4 Supersports	1:30.320	19	5.690	78.01
11	11	A	Hancock/Cooke	Lotus Elite	1:30.618	17	5.988	77.75
12	28	A	Gans/Wright	Lotus Elite S1	1:30.755	18	6.125	77.64
13	44	C	Huni/Bally	Ferarri 250 GT Berlinetta SWB	1:30.791	17	6.161	77.61
14	84	C	Clark/Bronson	Jaguar E-type	1:30.867	18	6.237	77.54
15	45	C	Ulrich/Green	Ferrari 250 Berlinetta SWB	1:31.765	16	7.135	76.78
16	22	B	Wykeham/Green	Porsche Carrera Abarth	1:32.315	18	7.685	76.32
17	15	A	Winchester/Mallard	Ginetta G4	1:32.488	15	7.858	76.18
18	14	A	Garside	Lotus Elite S2	1:33.573	17	8.943	75.30
19	77	A	Davison/Diffey	Lotus Elite	1:33.975	17	9.345	74.98
20	59	C	King	Morgan +4 Super Sports	1:34.155	17	9.525	74.83
21	78	IN	Rawe	Aston Martin DB4	1:35.375	17	10.745	73.88
22	53	A	Bason/Barrington	Lotus Elite	1:35.740	15	11.110	73.59
23	21	B	Maxted Page/Frankel	Porsche Pre A Speedster	1:36.004	15	11.374	73.39
24	8	A	Bilderbeck/Wood	Turner Climax Mk1	1:36.622	16	11.992	72.92
25	96	C	Morgan/Mitchell	AC ACE	1:37.342	16	12.712	72.38
26	10	A	Wiseman/Savage	Alfa Romeo Gulietta SZ	1:39.146	16	14.516	71.07
27	12	A	Frankel/Frankel	Alfa Romeo Sprint Speciale	1:39.351	17	14.721	70.92
28	71	C	Jonsson	Jaguar E-Type	1:40.133	17	15.503	70.36
29	97	A	Atkins/Stirling	Lotus Elite	1:40.440	9	15.810	70.15
30	52	B	Pead	Porsche 356A	1:40.748	12	16.118	69.94
31	25	B	Cussons	AC Ace Bristol	1:44.508	5	19.878	67.42

Cars 47, 72 - No working transponder Cars 2, 52, 97 - Please check transponder
Weather/Track: Sun /Dry

Donington Park
Circuit Length = 1.9573 miles.
Start: 13:28 End: 13:58

Clerk of the Course:		Timekeeper:
----------------------	--	-------------

Pre 63 GT

QUALIFYING - LAP ANALYSIS - Donington Park - 30 April/1 May 2011

1	Friedrichs/Clark	Aston Martin DP212					
1 -	X:00.000	6 -	1:30.163	11 -	1:27.233	16 -	1:26.597
2 -	1:38.659	7 -	1:33.648P	12 -	1:26.685	17 -	1:26.165
3 -	1:34.043	8 -	2:52.586	13 -	1:26.303	18 -	1:24.968
4 -	1:29.444	9 -	1:30.037	14 -	1:28.568	19 -	1:25.158
5 -	1:29.577	10 -	1:29.104	15 -	1:27.464		
2	Vogele	Ferrari 330 GTO					
1 -	X:00.000	6 -	1:29.337	11 -	1:28.109	16 -	1:25.172
2 -	1:31.962	7 -	1:27.112	12 -	1:31.406	17 -	1:26.786
3 -	1:28.630	8 -	1:27.962	13 -	1:27.432	18 -	1:32.826P
4 -	1:27.864	9 -	1:26.691	14 -	1:28.571	19 -	2:59.930
5 -	1:32.724	10 -	1:27.746	15 -	1:24.630	20 -	1:25.247
8	Bilderbeck/Wood	Turner Climax Mk1					
1 -	X:00.000	6 -	1:38.620	11 -	1:54.213	16 -	1:51.146
2 -	1:43.107	7 -	1:47.617P	12 -	1:59.759		
3 -	1:40.305	8 -	4:07.825	13 -	1:55.478		
4 -	1:37.852	9 -	1:56.209	14 -	1:54.381		
5 -	1:36.622	10 -	1:59.729	15 -	1:51.107		
10	Wiseman/Savage	Alfa Romeo Gulietta SZ					
1 -	X:00.000	6 -	1:47.678P	11 -	1:39.263	16 -	1:39.841
2 -	1:43.317	7 -	3:33.504	12 -	1:40.483		
3 -	1:45.824	8 -	1:44.120	13 -	1:40.717		
4 -	1:42.327	9 -	1:42.635	14 -	1:41.236		
5 -	1:43.877	10 -	1:39.815	15 -	1:39.146		
11	Hancock/Cooke	Lotus Elite					
1 -	X:00.000	6 -	1:36.881	11 -	1:32.126	16 -	1:31.791
2 -	1:40.571	7 -	1:36.361	12 -	1:31.996	17 -	1:30.618
3 -	1:40.222	8 -	1:34.917	13 -	1:31.698		
4 -	1:45.020P	9 -	1:32.551	14 -	1:31.640		
5 -	3:31.538	10 -	1:33.649	15 -	1:31.608		
12	Frankel/Frankel	Alfa Romeo Sprint Speciale					
1 -	X:00.000	6 -	1:40.668	11 -	1:42.308	16 -	1:42.171
2 -	1:46.039	7 -	1:39.768	12 -	1:41.002	17 -	1:45.920
3 -	1:44.821	8 -	1:39.351	13 -	1:40.931		
4 -	1:51.831	9 -	1:47.012P	14 -	1:42.722		
5 -	1:40.117	10 -	2:56.634	15 -	1:43.154		

Weather/Track: Sun /Dry

www.mstworld.com

Page 1 of 6

Donington Park
Circuit Length = 1.9573 miles.
Start: 13:28 End: 13:58

Printed - 14:00 Saturday, 30 April 2011

Pre 63 GT

QUALIFYING - LAP ANALYSIS - Donington Park - 30 April/1 May 2011

(contd.)

14	Garside	Lotus Elite S2			
1 - X:00.000	6 - 1:34.794	11 - 1:37.069	16 - 1:37.004		
2 - 1:41.006	7 - 1:33.902	12 - 1:33.573	17 - 1:42.232		
3 - 1:37.092	8 - 1:34.108	13 - 1:35.386			
4 - 1:39.894	9 - 1:43.749P	14 - 1:35.898			
5 - 1:35.432	10 - 2:53.570	15 - 1:35.922			
15	Winchester/Mallard	Ginetta G4			
1 - X:00.000	6 - 1:40.641P	11 - 1:33.777			
2 - 1:34.866	7 - 3:39.162	12 - 1:35.255			
3 - 1:32.955	8 - 1:34.022	13 - 1:34.443			
4 - 1:32.488	9 - 1:33.349	14 - 1:33.056			
5 - 1:34.384	10 - 1:33.229	15 - 1:40.414P			
17	Naismith/Young	Austin Martin DB4			
1 - X:00.000	6 - 1:28.761	11 - 2:56.484	16 - 1:29.845		
2 - 1:31.776	7 - 1:30.575	12 - 1:29.851	17 - 1:28.067		
3 - 1:28.546	8 - 1:30.258	13 - 1:31.729	18 - 1:28.124		
4 - 1:27.555	9 - 1:28.453	14 - 1:29.499	19 - 1:31.950		
5 - 1:28.728	10 - 1:38.379P	15 - 1:29.534			
21	Maxted Page/Frankel	Porsche Pre A Speedster			
1 - X:00.000	6 - 1:48.194P	11 - 1:36.004			
2 - 1:46.663	7 - 4:27.423	12 - 1:37.370			
3 - 1:40.533	8 - 1:38.553	13 - 1:49.302P			
4 - 1:38.957	9 - 1:38.551	14 - 3:04.181			
5 - 1:38.387	10 - 1:39.002	15 - 1:36.556			
22	Wykeham/Green	Porsche Carrera Abarth			
1 - X:00.000	6 - 1:32.315	11 - 1:39.448	16 - 1:34.746		
2 - 1:33.978	7 - 1:45.313P	12 - 1:36.926	17 - 1:34.398		
3 - 1:33.490	8 - 3:29.730	13 - 1:35.807	18 - 1:35.120		
4 - 1:32.707	9 - 1:38.331	14 - 1:37.596			
5 - 1:32.798	10 - 1:37.376	15 - 1:35.616			
25	Cussons	AC Ace Bristol			
1 - X:00.000					
2 - 1:44.838					
3 - 1:44.508					
4 - 1:46.375					
5 - 1:54.542P					

Weather/Track: Sun /Dry

www.mstworld.com

Page 2 of 6

Donington Park
Circuit Length = 1.9573 miles.
Start: 13:28 End: 13:58

Printed - 14:00 Saturday, 30 April 2011

Pre 63 GT

QUALIFYING - LAP ANALYSIS - Donington Park - 30 April/1 May 2011

(contd.)

28	Gans/Wright	Lotus Elite S1			
1 - X:00.000	6 - 1:31.997	11 - 1:36.711	16 - 1:35.675		
2 - 1:38.289	7 - 1:31.137	12 - 1:33.920	17 - 1:31.353		
3 - 1:35.585	8 - 1:30.755	13 - 1:35.209	18 - 1:31.765		
4 - 1:34.698	9 - 1:37.152P	14 - 1:36.026			
5 - 1:33.420	10 - 3:18.917	15 - 1:35.368			
39	Emberson/Wykeham	Morgan + 4 Supersports			
1 - X:00.000	6 - 1:36.984	11 - 1:31.197	16 - 1:30.378		
2 - 1:42.157	7 - 1:36.117	12 - 1:36.606	17 - 1:40.587P		
3 - 1:41.509	8 - 1:36.309	13 - 1:30.349			
4 - 1:41.046	9 - 1:42.859P	14 - 1:31.745			
5 - 1:37.869	10 - 2:40.391	15 - 1:30.117			
44	Huni/Bally	Ferrari 250 GT Berlinetta SWB			
1 - X:00.000	6 - 1:31.098	11 - 1:45.990	16 - 1:41.655		
2 - 1:33.178	7 - 1:33.789	12 - 1:42.973	17 - 1:40.870		
3 - 1:31.427	8 - 1:44.778P	13 - 1:40.884			
4 - 1:31.205	9 - 3:24.591	14 - 1:39.989			
5 - 1:30.791	10 - 1:49.617	15 - 1:42.665			
45	Ulrich/Green	Ferrari 250 Berlinetta SWB			
1 - X:00.000	6 - 7:04.685	11 - 1:32.991	16 - 1:32.765		
2 - 1:38.734	7 - 1:34.602	12 - 1:34.390			
3 - 1:35.798	8 - 1:34.614	13 - 1:33.785			
4 - 1:34.444	9 - 1:34.300	14 - 1:34.936			
5 - 1:42.702P	10 - 1:33.906	15 - 1:31.765			
47	Neumark/Franklin	Ferrari 250 SWB			
1 - X:00.000	6 - 1:30.547	11 - 1:30.187	16 - 1:30.186		
2 - 1:36.495	7 - 1:31.426	12 - 1:29.524	17 - 1:53.279P		
3 - 1:33.603	8 - 1:39.668P	13 - 1:27.727			
4 - 1:31.342	9 - 2:27.174	14 - 1:30.756			
5 - 1:32.331	10 - 1:29.720	15 - 1:31.970			
52	Pead	Porsche 356A			
1 - X:00.000	6 - 1:43.363	11 - 1:40.748			
2 - 1:47.016	7 - 1:42.798	12 - 1:42.009			
3 - 1:45.445	8 - 1:44.981				
4 - 1:44.904	9 - 1:41.419				
5 - 1:44.468	10 - 1:42.739				

Weather/Track: Sun /Dry

www.mstworld.com

Page 3 of 6

Donington Park
Circuit Length = 1.9573 miles.
Start: 13:28 End: 13:58

Printed - 14:00 Saturday, 30 April 2011

Pre 63 GT

QUALIFYING - LAP ANALYSIS - Donington Park - 30 April/1 May 2011

(contd.)

53	Bason/Barrington	Lotus Elite			
1 - X:00.000	6 - 1:40.175	11 - 1:39.747			
2 - 1:47.989	7 - 1:45.003P	12 - 1:37.865			
3 - 1:43.398	8 - 3:13.566	13 - 1:35.740			
4 - 1:41.804	9 - 1:43.961	14 - 1:36.076			
5 - 1:41.566	10 - 1:38.373	15 - 1:39.967			
59	King	Morgan +4 Super Sports			
1 - X:00.000	6 - 1:36.763	11 - 1:45.095P	16 - 1:37.809		
2 - 1:39.029	7 - 1:36.030	12 - 3:45.843	17 - 1:35.330		
3 - 1:38.133	8 - 1:35.369	13 - 1:34.155			
4 - 1:36.484	9 - 1:36.620	14 - 1:34.585			
5 - 1:38.242	10 - 1:34.988	15 - 1:35.022			
63	Minshaw	Jaguar E-type			
1 - X:00.000	6 - 5:36.059	11 - 1:34.286	16 - 1:48.987P		
2 - 1:29.297	7 - 1:28.019	12 - 1:26.867			
3 - 1:27.275	8 - 1:25.990	13 - 1:25.042			
4 - 1:28.597	9 - 1:40.104	14 - 1:24.828			
5 - 1:36.997P	10 - 1:46.021	15 - 1:25.236			
70	Kremer/Kremer	Morgan +4 Supersports			
1 - X:00.000	6 - 2:24.137	11 - 1:46.380	16 - 1:28.431		
2 - 1:36.219	7 - 1:29.352	12 - 1:32.650	17 - 1:28.786		
3 - 1:34.893	8 - 1:28.511	13 - 1:37.426	18 - 1:28.271		
4 - 1:35.349	9 - 1:27.783	14 - 1:28.658	19 - 1:58.331P		
5 - 1:40.219P	10 - 1:33.177	15 - 1:31.024			
71	Jonsson	Jaguar E-Type			
1 - X:00.000	6 - 1:43.294	11 - 1:41.822	16 - 1:41.537		
2 - 1:43.412	7 - 1:43.799	12 - 1:43.824	17 - 1:40.133		
3 - 1:44.815	8 - 1:43.238	13 - 1:40.343			
4 - 1:43.934	9 - 1:42.080	14 - 1:41.674			
5 - 1:43.854	10 - 1:42.043	15 - 1:40.898			
72	Tate/Lawson	Jaguar E-type Roadster			
1 - X:00.000	6 - 1:31.542	11 - 1:37.780	16 - 1:30.653		
2 - 1:39.137	7 - 1:34.265	12 - 1:33.404	17 - 1:30.243		
3 - 1:36.833	8 - 1:35.372	13 - 1:31.650	18 - 1:32.696		
4 - 1:33.092	9 - 1:39.075P	14 - 1:31.514			
5 - 1:31.600	10 - 3:22.182	15 - 1:32.106			

Weather/Track: Sun /Dry

www.mstworld.com

Page 4 of 6

Donington Park
Circuit Length = 1.9573 miles.
Start: 13:28 End: 13:58

Printed - 14:00 Saturday, 30 April 2011

Pre 63 GT

QUALIFYING - LAP ANALYSIS - Donington Park - 30 April/1 May 2011

(contd.)

73	Wood/Wood	Jaguar E-type			
1 - X:00.000	6 - 1:34.278	11 - 1:36.909	16 - 1:31.001		
2 - 1:39.835	7 - 1:35.186	12 - 1:35.328	17 - 1:34.159		
3 - 1:38.442	8 - 1:34.157	13 - 1:31.945	18 - 1:29.927		
4 - 1:38.372	9 - 1:38.911P	14 - 1:34.397			
5 - 1:34.963	10 - 2:46.793	15 - 1:31.973			
77	Davison/Diffey	Lotus Elite			
1 - X:00.000	6 - 1:40.743	11 - 1:34.653	16 - 1:36.642		
2 - 1:46.567	7 - 1:52.210P	12 - 1:33.975	17 - 1:36.110		
3 - 1:42.371	8 - 2:58.947	13 - 1:36.538			
4 - 1:46.576	9 - 1:38.778	14 - 1:34.569			
5 - 1:40.357	10 - 1:35.895	15 - 1:37.323			
78	Rawe	Aston Martin DB4			
1 - X:00.000	6 - 1:36.264	11 - 1:35.375	16 - 1:37.934		
2 - 1:42.145	7 - 1:36.746	12 - 1:36.710	17 - 1:48.088P		
3 - 1:39.534	8 - 1:35.975	13 - 1:36.006			
4 - 1:38.445	9 - 1:35.541	14 - 1:39.744			
5 - 1:37.303	10 - 1:36.019	15 - 1:37.642			
82	Paul/Wells	Morgan +4 Supersports			
1 - X:00.000	6 - 1:30.516	11 - 1:32.284	16 - 1:32.609		
2 - 1:32.534	7 - 1:30.331	12 - 1:33.463	17 - 1:33.979		
3 - 1:46.633	8 - 1:30.976	13 - 1:37.264	18 - 1:31.131		
4 - 1:31.961	9 - 1:43.350P	14 - 1:32.303	19 - 1:30.728		
5 - 1:30.320	10 - 2:29.926	15 - 1:31.485			
84	Clark/Bronson	Jaguar E-type			
1 - X:00.000	6 - 1:33.472	11 - 1:32.258	16 - 1:30.867		
2 - 1:58.540P	7 - 1:31.144	12 - 1:31.555	17 - 1:30.905		
3 - 2:00.171	8 - 1:31.553	13 - 1:32.720	18 - 1:39.460P		
4 - 1:33.769	9 - 1:35.284P	14 - 1:31.884			
5 - 1:34.999	10 - 3:09.337	15 - 1:32.972			
96	Morgan/Mitchell	AC ACE			
1 - X:00.000	6 - 3:37.318	11 - 1:39.535	16 - 1:37.715		
2 - 1:45.406	7 - 1:46.270	12 - 1:43.264			
3 - 1:47.949	8 - 1:46.172	13 - 1:43.623			
4 - 1:47.293	9 - 1:42.868	14 - 1:37.417			
5 - 1:54.004P	10 - 1:42.243	15 - 1:37.342			

Weather/Track: Sun /Dry

www.mstworld.com

Page 5 of 6

Donington Park
Circuit Length = 1.9573 miles.
Start: 13:28 End: 13:58

Printed - 14:00 Saturday, 30 April 2011

Pre 63 GT


QUALIFYING - LAP ANALYSIS - Donington Park - 30 April/1 May 2011

(contd.)

97	Atkins/Stirling	Lotus Elite
1 - X:00.000	6 - 1:52.355	
2 - 1:48.026	7 - 1:51.688P	
3 - 1:46.598	8 - 2:50.686	
4 - 1:48.915	9 - 1:40.440	
5 - 1:46.006		

Pre 63 GT

GRID FOR RACE 8 - Donington Park - 30 April/1 May 2011

ROW 16	25	Cussons	
ROW 15	97	Atkins/Stirling	52 Pead
ROW 14	12	Frankel/Frankel	71 Jonsson
ROW 13	96	Morgan/Mitchell	10 Wiseman/Savage
ROW 12	21	Maxted Page/Frankel	8 Bilderbeck/Wood
ROW 11	78	Rawe	53 Bason/Barrington
ROW 10	77	Davison/Diffey	59 King
ROW 9	15	Winchester/Mallard	14 Garside
ROW 8	45	Ulrich/Green	22 Wykeham/Green
ROW 7	44	Huni/Bally	84 Clark/Bronson
ROW 6	11	Hancock/Cooke	28 Gans/Wright
ROW 5	72	Tate/Lawson	82 Paul/Wells
ROW 4	73	Wood/Wood	39 Emberson/Wykeham
ROW 3	47	Neumark/Franklin	70 Kremer/Kremer
ROW 2	1	Friedrichs/Clark	17 Naismith/Young
ROW 1	2	Vogele	63 Minshaw
POLE			
			

Weather/Track: Sun /Dry

Donington Park
Circuit Length = 1.9573 km.
Start: 13:28 End: 13:58

Clerk of the Course:		Timekeeper:
----------------------	--	-------------

Pre 63 GT

RACE 8 - CLASSIFICATION - Donington Park - 30 April/1 May 2011

POS	NO	CL	DRIVER	CAR	TIME	LAPS	GAP	MPH	BEST
1	2	C	Vogele	Ferrari 330 GTO	1:00:55.927	41		78.99	1:25.655
2	17	C	Naismith/Young	Austin Martin DB4	1:01:43.341	41	47.414	77.98	1:26.726
3	84	C	Clark/Bronson	Jaguar E-type	1:02:06.119	40	1 LAP	75.61	1:30.226
4	70	C	Kremer/Kremer	Morgan +4 Supersports	1:02:12.846	40	1 LAP	75.47	1:28.012
5	82	C	Paul/Wells	Morgan +4 Supersports	1:01:20.345	39	2 LAPS	74.63	1:30.356
6	15	A	Winchester/Mallard	Ginetta G4	1:01:21.015	39	2 LAPS	74.62	1:30.715
7	47	C	Neumark/Franklin	Ferrari 250 SWB	1:01:24.023	39	2 LAPS	74.56	1:28.583
8	28	A	Gans/Wright	Lotus Elite S1	1:01:41.864	39	2 LAPS	74.20	1:30.697
9	73	C	Wood/Wood	Jaguar E-type	1:01:42.123	39	2 LAPS	74.19	1:30.256
10	72	C	Tate/Lawson	Jaguar E-type Roadster	1:01:59.905	39	2 LAPS	73.84	1:30.521
11	11	A	Hancock/Cooke	Lotus Elite	1:02:21.852	39	2 LAPS	73.41	1:30.677
12	45	C	Ulrich/Green	Ferrari 250 Berlinetta SWB	1:02:24.883	39	2 LAPS	73.35	1:32.362
13	14	A	Garside	Lotus Elite S2	1:02:28.100	39	2 LAPS	73.28	1:32.337
14	78	IN	Rawe	Aston Martin DB4	1:01:51.139	38	3 LAPS	72.12	1:34.143
15	21	B	Maxted Page/Frankel	Porsche Pre A Speedster	1:02:20.682	38	3 LAPS	71.55	1:34.817
16	39	B	Wykeham/Emberson	Morgan + 4 Supersports	1:01:39.796	37	4 LAPS	70.43	1:29.892
17	77	A	Davison/Diffey	Lotus Elite	1:01:40.802	37	4 LAPS	70.41	1:34.199
18	53	A	Bason/Barrington	Lotus Elite	1:01:45.071	37	4 LAPS	70.33	1:33.526
19	22	B	Green/Wykeham	Porsche Carrera Abarth	1:02:25.215	37	4 LAPS	69.58	1:32.248
20	10	A	Wiseman/Savage	Alfa Romeo Gulietta SZ	1:02:30.168	36	5 LAPS	67.61	1:39.785
21	52	B	Pead	Porsche 356A	1:02:30.208	36	5 LAPS	67.61	1:39.389
22	25	B	Cussons	AC Ace Bristol	1:00:58.859	35	6 LAPS	67.37	1:40.847
23	71	C	Jonsson	Jaguar E-Type	1:01:21.761	35	6 LAPS	66.95	1:39.538
24	59	C	King	Morgan +4 Super Sports	1:01:49.199	34	7 LAPS	64.55	1:33.852
25	96	C	Morgan/Mitchell	AC ACE	1:02:29.465	34	7 LAPS	63.86	1:42.820

NOT CLASSIFIED

8	A	Wood/Bilderbeck	Turner Climax Mk1	1:02:32.400	30	N.C.F.	56.30	1:36.454
44	C	Bally/Huni	Ferarri 250 GT Berlinetta SWB	48:48.818	29	D.N.F.	69.73	1:30.841
12	A	Frankel/Frankel	Alfa Romeo Sprint Speciale	48:42.948	28	D.N.F.	67.46	1:38.268
1	C	Friedrichs/Clark	Aston Martin DP212	42:38.792	27	D.N.F.	74.30	1:27.574
63	C	Minshaw	Jaguar E-type	7:29.179	5	D.N.F.	78.18	1:25.998
97	A	Stirling/Atkins	Lotus Elite	6:51.572	4	D.N.F.	68.21	1:37.821

FASTEST LAP

2	C	Vogele	Ferrari 330 GTO	1:25.655	37	82.26mph	132.39kph
39	B	Wykeham/Emberson	Morgan + 4 Supersports	1:29.892	13	78.38mph	126.15kph
11	A	Hancock/Cooke	Lotus Elite	1:30.677	17	77.70mph	125.05kph
78	IN	Rawe	Aston Martin DB4	1:34.143	36	74.84mph	120.45kph

Weather/Track: Sun/Dry

These results are provisional until the conclusion of any judicial and technical matters.

Donington Park
Circuit Length = 1.9573 miles.
Start: 12:45 End: 13:46

Clerk of the Course:	Timekeeper:
----------------------	-------------

Pre 63 GT

RACE 8 - LAP ANALYSIS - Donington Park - 30 April/1 May 2011

1	Friedrichs/Clark					Aston Martin DP212					
1 -	1:33.687	6 -	1:36.133	11 -	1:33.842	16 -	1:37.920P	21 -	1:30.924	26 -	1:28.695
2 -	1:29.648	7 -	1:34.294	12 -	1:34.277	17 -	2:35.127	22 -	1:28.890	27 -	1:36.576P
3 -	1:29.413	8 -	1:33.875	13 -	1:34.437	18 -	1:30.877	23 -	1:28.523		
4 -	1:29.348	9 -	1:41.568	14 -	1:34.388	19 -	1:30.385	24 -	1:27.574		
5 -	1:28.596	10 -	1:34.019	15 -	1:35.572	20 -	1:29.186	25 -	1:31.018		
2	Vogele					Ferrari 330 GTO					
1 -	1:29.523	11 -	1:29.079	21 -	2:04.811	31 -	1:27.140	41 -	1:26.959		
2 -	1:28.017	12 -	1:30.529	22 -	1:27.282	32 -	1:29.302				
3 -	1:26.176	13 -	1:27.211	23 -	1:28.861	33 -	1:27.778				
4 -	1:26.704	14 -	1:31.856	24 -	1:27.337	34 -	1:28.106				
5 -	1:28.316	15 -	1:28.396	25 -	1:26.827	35 -	1:31.947				
6 -	1:30.589	16 -	1:26.505	26 -	1:27.083	36 -	1:26.171				
7 -	1:31.209	17 -	1:27.736	27 -	1:27.370	37 -	1:25.655				
8 -	1:30.383	18 -	1:26.712	28 -	1:26.799	38 -	1:25.902				
9 -	1:28.472	19 -	1:26.813	29 -	1:28.749	39 -	1:26.197				
10 -	1:29.554	20 -	1:36.531P	30 -	1:28.198	40 -	1:27.142				
8	Wood/Bilderbeck					Turner Climax Mk1					
1 -	1:53.272	6 -	1:57.465P	11 -	1:51.372	16 -	1:56.508P	21 -	1:51.165	26 -	1:47.003
2 -	1:39.603	7 -	8:11.684	12 -	1:54.124	17 -	2:46.845	22 -	1:45.397	27 -	1:44.764
3 -	1:39.816	8 -	1:41.916	13 -	1:52.091	18 -	1:50.932	23 -	1:42.907	28 -	1:42.758
4 -	1:37.757	9 -	1:44.257P	14 -	1:50.988	19 -	1:48.893	24 -	1:41.334	29 -	1:44.802
5 -	1:36.454	10 -	3:26.092	15 -	1:49.040	20 -	1:50.307	25 -	1:45.076	30 -	1:47.778
10	Wiseman/Savage					Alfa Romeo Gulietta SZ					
1 -	1:55.358	11 -	1:42.287	21 -	1:41.076	31 -	1:40.912				
2 -	1:44.336	12 -	1:43.948	22 -	1:42.989	32 -	1:39.785				
3 -	1:41.739	13 -	1:43.117	23 -	1:45.347	33 -	1:40.552				
4 -	1:42.701	14 -	1:43.620	24 -	1:41.251	34 -	1:41.478				
5 -	1:44.456	15 -	1:41.745	25 -	1:40.207	35 -	1:42.330				
6 -	1:42.738	16 -	1:42.252	26 -	1:40.871	36 -	1:42.435				
7 -	1:42.372	17 -	1:42.327	27 -	1:40.960						
8 -	1:44.973	18 -	1:45.103P	28 -	1:40.819						
9 -	1:42.566	19 -	2:33.327	29 -	1:41.117						
10 -	1:43.900	20 -	1:41.829	30 -	1:43.345						

Weather/Track: Sun/Dry

www.mstworld.com

Page 1 of 8

Donington Park
Circuit Length = 1.9573 miles.
Start: 12:45 End: 13:46

Printed - 13:49 Sunday, 01 May 2011

Pre 63 GT

RACE 8 - LAP ANALYSIS - Donington Park - 30 April/1 May 2011

(contd.)

11	Hancock/Cooke	Lotus Elite			
1 - 1:40.392	11 - 1:31.588	21 - 1:32.896	31 - 1:38.023		
2 - 1:32.735	12 - 1:32.205	22 - 1:33.087	32 - 1:38.155		
3 - 1:31.331	13 - 1:32.490	23 - 1:35.890P	33 - 1:36.319		
4 - 1:33.370	14 - 1:31.402	24 - 2:39.066	34 - 1:36.373		
5 - 1:31.855	15 - 1:32.140	25 - 1:37.852	35 - 1:33.972		
6 - 1:36.221	16 - 1:31.840	26 - 1:36.856	36 - 1:36.925		
7 - 1:33.659	17 - 1:30.677	27 - 1:35.514	37 - 1:33.634		
8 - 1:32.141	18 - 1:32.833	28 - 1:36.342	38 - 1:36.508		
9 - 1:31.711	19 - 1:31.773	29 - 1:36.217	39 - 1:35.062		
10 - 1:34.161	20 - 1:33.188	30 - 1:35.449			
12	Frankel/Frankel	Alfa Romeo Sprint Speciale			
1 - 1:55.793	6 - 1:40.742	11 - 1:40.837	16 - 1:41.171	21 - 1:40.412	26 - 1:42.532
2 - 1:43.385	7 - 1:38.365	12 - 1:41.825	17 - 1:40.844	22 - 1:39.751	27 - 1:44.811
3 - 1:38.268	8 - 1:40.084	13 - 1:40.432	18 - 1:39.453	23 - 1:39.596	28 - 1:52.865P
4 - 1:39.037	9 - 1:40.285	14 - 1:41.343	19 - 1:44.873P	24 - 1:39.732	
5 - 1:40.542	10 - 1:40.191	15 - 1:39.724	20 - 2:56.922	25 - 1:39.133	
14	Garside	Lotus Elite S2			
1 - 1:45.610	11 - 1:34.303	21 - 1:37.628P	31 - 1:35.552		
2 - 1:34.653	12 - 1:35.313	22 - 2:25.584	32 - 1:33.403		
3 - 1:36.544	13 - 1:37.067	23 - 1:34.261	33 - 1:33.242		
4 - 1:34.728	14 - 1:34.158	24 - 1:34.271	34 - 1:33.333		
5 - 1:34.826	15 - 1:35.436	25 - 1:34.009	35 - 1:33.670		
6 - 1:37.729	16 - 1:33.580	26 - 1:34.244	36 - 1:32.934		
7 - 1:34.998	17 - 1:35.621	27 - 1:32.580	37 - 1:32.416		
8 - 1:36.263	18 - 1:34.554	28 - 1:33.112	38 - 1:32.337		
9 - 1:34.641	19 - 1:33.991	29 - 1:33.183	39 - 1:34.076		
10 - 1:34.316	20 - 1:34.214	30 - 1:35.720			
15	Winchester/Mallard	Ginetta G4			
1 - 1:43.202	11 - 1:34.826	21 - 1:33.980	31 - 1:34.636		
2 - 1:32.587	12 - 1:31.815	22 - 1:30.715	32 - 1:33.194		
3 - 1:32.110	13 - 1:31.999	23 - 1:31.522	33 - 1:31.166		
4 - 1:32.987	14 - 1:31.961	24 - 1:32.948	34 - 1:32.405		
5 - 1:31.698	15 - 1:32.849	25 - 1:31.619	35 - 1:32.380		
6 - 1:37.561	16 - 1:31.292	26 - 1:31.851	36 - 1:31.596		
7 - 1:32.939	17 - 1:34.931P	27 - 1:32.182	37 - 1:30.962		
8 - 1:33.843	18 - 2:27.198	28 - 1:35.264	38 - 1:31.202		
9 - 1:33.672	19 - 1:33.519	29 - 1:32.700	39 - 1:31.893		
10 - 1:32.749	20 - 1:31.864	30 - 1:33.198			

Weather/Track: Sun/Dry

www.mstworld.com

Page 2 of 8

Donington Park
Circuit Length = 1.9573 miles.
Start: 12:45 End: 13:46

Printed - 13:49 Sunday, 01 May 2011

Pre 63 GT

RACE 8 - LAP ANALYSIS - Donington Park - 30 April/1 May 2011

(contd.)

17	Naismith/Young	Austin Martin DB4						
1 - 1:31.970	11 - 1:30.543	21 - 1:29.065	31 - 1:28.105	41 - 1:28.645				
2 - 1:28.625	12 - 1:29.300	22 - 1:27.552	32 - 1:29.720					
3 - 1:28.943	13 - 1:30.120	23 - 1:27.538	33 - 1:28.402					
4 - 1:28.657	14 - 1:30.071	24 - 1:28.093	34 - 1:27.948					
5 - 1:29.051	15 - 1:31.208	25 - 1:27.381	35 - 1:28.845					
6 - 1:30.733	16 - 1:28.664	26 - 1:29.246	36 - 1:28.766					
7 - 1:30.545	17 - 1:29.746	27 - 1:27.200	37 - 1:28.717					
8 - 1:29.678	18 - 1:33.728 ^P	28 - 1:26.726	38 - 1:30.419					
9 - 1:29.576	19 - 2:16.800	29 - 1:28.767	39 - 1:28.439					
10 - 1:29.641	20 - 1:29.367	30 - 1:28.276	40 - 1:28.525					
21	Maxted Page/Frankel	Porsche Pre A Speedster						
1 - 1:49.618	11 - 1:38.167	21 - 1:36.644	31 - 1:38.361					
2 - 1:37.505	12 - 1:35.476	22 - 1:41.243 ^P	32 - 1:36.588					
3 - 1:37.545	13 - 1:36.455	23 - 2:21.402	33 - 1:35.632					
4 - 1:37.542	14 - 1:36.372	24 - 1:39.245	34 - 1:34.817					
5 - 1:36.695	15 - 1:37.802	25 - 1:36.439	35 - 1:34.918					
6 - 1:37.089	16 - 1:35.621	26 - 1:36.512	36 - 1:35.130					
7 - 1:37.235	17 - 1:37.147	27 - 1:36.948	37 - 1:35.535					
8 - 1:36.860	18 - 1:40.443	28 - 1:34.954	38 - 1:35.953					
9 - 1:38.834	19 - 1:38.128	29 - 1:35.898						
10 - 1:36.572	20 - 1:35.525	30 - 1:37.832						
22	Green/Wykeham	Porsche Carrera Abarth						
1 - 1:43.069	11 - 1:36.156	21 - 1:34.012	31 - 1:32.297					
2 - 1:35.545	12 - 1:38.243	22 - 1:34.477	32 - 1:40.348					
3 - 1:35.645	13 - 1:37.575	23 - 1:35.877	33 - 1:34.320					
4 - 1:35.788	14 - 1:35.274	24 - 1:37.694	34 - 1:32.392					
5 - 1:35.795	15 - 1:37.085	25 - 1:33.176	35 - 1:32.248					
6 - 1:51.897 ^P	16 - 1:42.093 ^P	26 - 1:33.058	36 - 1:32.624					
7 - 3:44.711	17 - 2:32.267	27 - 1:34.516	37 - 1:34.662					
8 - 1:39.434	18 - 1:33.470	28 - 1:34.053						
9 - 1:36.093	19 - 1:37.144	29 - 1:33.644						
10 - 1:38.076	20 - 1:36.849	30 - 1:33.608						
25	Cussons	AC Ace Bristol						
1 - 2:00.200	6 - 1:44.150	11 - 1:43.422	16 - 1:43.166	21 - 1:41.605	26 - 1:41.089	31 - 1:41.837		
2 - 1:46.303	7 - 1:43.420	12 - 1:42.812	17 - 1:42.276	22 - 1:42.130	27 - 1:41.088	32 - 1:41.964		
3 - 1:44.468	8 - 1:43.489	13 - 1:44.432	18 - 1:48.725 ^P	23 - 1:43.181	28 - 1:44.276	33 - 1:43.783		
4 - 1:42.845	9 - 1:44.139	14 - 1:41.888	19 - 2:20.267	24 - 1:41.772	29 - 1:42.583	34 - 1:40.847		
5 - 1:44.524	10 - 1:43.734	15 - 1:42.022	20 - 1:41.996	25 - 1:42.326	30 - 1:41.232	35 - 1:40.868		

Weather/Track: Sun/Dry

www.mstworld.com

Page 3 of 8

Donington Park
Circuit Length = 1.9573 miles.
Start: 12:45 End: 13:46

Printed - 13:49 Sunday, 01 May 2011

Pre 63 GT

RACE 8 - LAP ANALYSIS - Donington Park - 30 April/1 May 2011

(contd.)

28	Gans/Wright	Lotus Elite S1					
1 - 1:38.970	11 - 1:34.573	21 - 2:32.243	31 - 1:33.229				
2 - 1:32.335	12 - 1:31.074	22 - 1:33.572	32 - 1:33.250				
3 - 1:30.697	13 - 1:31.578	23 - 1:32.314	33 - 1:33.338				
4 - 1:34.384	14 - 1:31.795	24 - 1:32.968	34 - 1:34.530				
5 - 1:31.539	15 - 1:31.591	25 - 1:35.748	35 - 1:34.227				
6 - 1:34.591	16 - 1:31.467	26 - 1:34.673	36 - 1:32.171				
7 - 1:46.175	17 - 1:30.710	27 - 1:33.138	37 - 1:33.194				
8 - 1:31.420	18 - 1:31.379	28 - 1:33.104	38 - 1:32.785				
9 - 1:31.246	19 - 1:31.953	29 - 1:32.508	39 - 1:32.432				
10 - 1:32.676	20 - 1:38.458P	30 - 1:33.829					
39	Wykeham/Emberson	Morgan + 4 Supersports					
1 - 1:37.711	11 - 1:32.189	21 - 1:35.603	31 - 1:34.470				
2 - 1:31.449	12 - 1:30.388	22 - 1:35.570	32 - 1:33.539				
3 - 1:30.542	13 - 1:29.892	23 - 1:38.043	33 - 1:36.420				
4 - 1:44.123	14 - 1:31.368	24 - 1:34.664	34 - 1:34.288				
5 - 1:32.129	15 - 1:37.193P	25 - 1:34.190	35 - 1:33.651				
6 - 2:08.882P	16 - 2:21.926	26 - 1:34.341	36 - 1:32.148				
7 - 3:40.031	17 - 1:36.358	27 - 1:34.120	37 - 1:32.715				
8 - 1:34.448	18 - 1:34.676	28 - 1:34.918					
9 - 1:32.524	19 - 1:34.952	29 - 1:37.055					
10 - 1:31.407	20 - 1:35.591	30 - 1:36.282					
44	Bally/Huni	Ferarri 250 GT Berlinetta SWB					
1 - 1:41.631	6 - 1:41.049	11 - 1:34.981	16 - 1:34.609	21 - 1:32.272	26 - 1:32.465		
2 - 1:35.671	7 - 1:37.644	12 - 1:35.136	17 - 1:33.608	22 - 1:33.180	27 - 1:39.679P		
3 - 1:35.924	8 - 1:38.470	13 - 1:35.272	18 - 1:39.951P	23 - 1:32.039	28 - 2:54.584		
4 - 1:35.899	9 - 1:38.853	14 - 1:34.650	19 - 2:35.372	24 - 1:32.519	29 - 1:45.554P		
5 - 1:35.908	10 - 1:38.136	15 - 1:37.399	20 - 1:35.522	25 - 1:30.841			
45	Ulrich/Green	Ferrari 250 Berlinetta SWB					
1 - 1:44.115	11 - 1:34.846	21 - 1:36.909P	31 - 1:35.380				
2 - 1:35.302	12 - 1:34.377	22 - 2:26.493	32 - 1:32.839				
3 - 1:36.711	13 - 1:35.723	23 - 1:34.876	33 - 1:32.362				
4 - 1:33.981	14 - 1:34.956	24 - 1:33.346	34 - 1:35.874				
5 - 1:34.310	15 - 1:32.980	25 - 1:36.434	35 - 1:33.097				
6 - 1:37.158	16 - 1:35.987	26 - 1:33.370	36 - 1:34.029				
7 - 1:35.790	17 - 1:33.716	27 - 1:33.576	37 - 1:32.694				
8 - 1:35.569	18 - 1:33.247	28 - 1:32.834	38 - 1:33.200				
9 - 1:32.968	19 - 1:32.484	29 - 1:34.691	39 - 1:35.446				
10 - 1:34.566	20 - 1:35.204	30 - 1:33.443					

Weather/Track: Sun/Dry

www.mstworld.com

Page 4 of 8

Donington Park
Circuit Length = 1.9573 miles.
Start: 12:45 End: 13:46

Printed - 13:49 Sunday, 01 May 2011

Pre 63 GT

RACE 8 - LAP ANALYSIS - Donington Park - 30 April/1 May 2011

(contd.)

47	Neumark/Franklin	Ferrari 250 SWB					
1 - 1:36.053	11 - 1:33.795	21 - 1:31.638	31 - 1:30.522				
2 - 1:32.128	12 - 1:32.810	22 - 1:31.168	32 - 1:29.157				
3 - 1:31.099	13 - 1:32.723	23 - 1:30.033	33 - 1:30.579				
4 - 1:33.204	14 - 1:33.281	24 - 1:31.420	34 - 1:29.677				
5 - 1:31.870	15 - 1:35.464	25 - 1:30.734	35 - 1:30.044				
6 - 1:46.295P	16 - 1:32.775	26 - 1:29.590	36 - 1:29.195				
7 - 2:13.119	17 - 1:32.704	27 - 1:30.730	37 - 1:28.984				
8 - 1:34.227	18 - 1:38.679P	28 - 1:30.570	38 - 1:29.287				
9 - 1:36.957	19 - 2:19.824	29 - 1:28.814	39 - 1:28.583				
10 - 1:33.726	20 - 1:32.330	30 - 1:30.235					
52	Pead	Porsche 356A					
1 - 1:57.021	11 - 1:40.995	21 - 1:39.770	31 - 1:39.608				
2 - 1:44.298	12 - 1:39.739	22 - 1:40.593	32 - 1:39.423				
3 - 1:42.521	13 - 1:58.618	23 - 1:39.988	33 - 1:42.036				
4 - 1:42.785	14 - 1:40.162	24 - 1:40.314	34 - 1:42.364				
5 - 1:43.090	15 - 1:40.213	25 - 1:40.240	35 - 1:40.114				
6 - 1:43.161	16 - 1:39.389	26 - 1:39.879	36 - 1:41.862				
7 - 1:41.763	17 - 1:49.733P	27 - 1:39.757					
8 - 1:44.752	18 - 2:39.599	28 - 1:40.870					
9 - 1:51.367	19 - 1:41.063	29 - 1:40.816					
10 - 1:41.681	20 - 1:40.269	30 - 1:40.355					
53	Bason/Barrington	Lotus Elite					
1 - 1:54.572	11 - 1:36.659	21 - 1:41.267	31 - 1:33.811				
2 - 1:38.688	12 - 1:37.955	22 - 1:35.952	32 - 1:33.526				
3 - 1:40.691	13 - 1:36.030	23 - 1:38.802	33 - 1:36.112				
4 - 1:39.865	14 - 1:37.007	24 - 1:37.898	34 - 1:35.335				
5 - 1:38.623	15 - 1:35.843	25 - 1:34.657	35 - 1:37.245				
6 - 1:39.271	16 - 1:37.072	26 - 1:35.043	36 - 1:35.822				
7 - 1:37.860	17 - 1:42.819P	27 - 1:34.735	37 - 1:34.044				
8 - 1:38.084	18 - 2:58.375	28 - 1:34.642					
9 - 1:39.113	19 - 1:43.117	29 - 1:37.941					
10 - 1:37.955	20 - 1:43.661	30 - 1:34.979					
59	King	Morgan +4 Super Sports					
1 - 1:47.750	6 - 1:37.323	11 - 1:35.747	16 - 1:35.047	21 - 1:34.931	26 - 1:34.651	31 - 4:08.470	
2 - 1:37.248	7 - 1:34.517	12 - 1:35.443	17 - 1:34.207	22 - 1:34.227	27 - 1:36.100	32 - 2:00.151P	
3 - 1:36.847	8 - 1:36.908	13 - 1:35.889	18 - 1:35.298	23 - 1:36.026	28 - 1:36.181	33 - 3:42.025	
4 - 1:36.875	9 - 1:38.284	14 - 1:34.487	19 - 1:39.725P	24 - 1:34.448	29 - 1:36.999	34 - 1:52.403	
5 - 1:35.981	10 - 1:34.692	15 - 1:36.543	20 - 3:22.521	25 - 1:33.852	30 - 1:47.403P		

Weather/Track: Sun/Dry

www.mstworld.com

Page 5 of 8

Donington Park
Circuit Length = 1.9573 miles.
Start: 12:45 End: 13:46

Printed - 13:49 Sunday, 01 May 2011

Pre 63 GT

RACE 8 - LAP ANALYSIS - Donington Park - 30 April/1 May 2011

(contd.)

63	Minshaw	Jaguar E-type					
1 - 1:29.843 2 - 1:26.931 3 - 1:25.998 4 - 1:26.432 5 - 1:39.975P							
70	Kremer/Kremer	Morgan +4 Supersports					
1 - 1:34.198 11 - 1:28.840 21 - 1:28.762 31 - 1:36.236 2 - 1:29.731 12 - 1:32.512 22 - 1:29.498 32 - 1:34.549 3 - 1:29.327 13 - 1:28.201 23 - 1:31.706 33 - 1:35.622 4 - 1:29.351 14 - 1:30.391 24 - 1:31.368 34 - 1:34.594 5 - 1:28.684 15 - 1:28.914 25 - 1:35.751P 35 - 1:34.715 6 - 1:30.660 16 - 1:28.012 26 - 2:22.615 36 - 1:36.252 7 - 1:30.431 17 - 1:29.234 27 - 1:34.463 37 - 1:36.896 8 - 1:29.945 18 - 1:30.335 28 - 1:37.804 38 - 1:35.184 9 - 1:30.142 19 - 1:28.425 29 - 1:34.900 39 - 1:38.428 10 - 1:28.873 20 - 1:28.974 30 - 1:34.947 40 - 1:33.376							
71	Jonsson	Jaguar E-Type					
1 - 1:54.904 6 - 1:42.718 11 - 1:42.746 16 - 1:42.091 21 - 1:48.011P 26 - 1:44.885 31 - 1:44.127 2 - 1:42.386 7 - 1:42.280 12 - 1:43.646 17 - 1:42.482 22 - 2:46.932 27 - 1:43.923 32 - 1:41.378 3 - 1:43.406 8 - 1:43.588 13 - 1:43.207 18 - 1:43.098 23 - 1:42.520 28 - 1:43.102 33 - 1:41.593 4 - 1:43.088 9 - 1:43.921 14 - 1:43.789 19 - 1:41.960 24 - 1:43.840 29 - 1:41.874 34 - 1:40.487 5 - 1:44.367 10 - 1:43.452 15 - 1:41.818 20 - 1:43.029 25 - 1:44.945 30 - 1:42.630 35 - 1:39.538							
72	Tate/Lawson	Jaguar E-type Roadster					
1 - 1:36.877 11 - 1:34.748 21 - 2:32.479 31 - 1:31.644 2 - 1:31.980 12 - 1:33.750 22 - 1:33.501 32 - 1:33.160 3 - 1:32.173 13 - 1:36.564 23 - 1:31.336 33 - 1:32.139 4 - 1:33.454 14 - 1:34.767 24 - 1:31.422 34 - 1:31.248 5 - 1:32.065 15 - 1:32.378 25 - 1:33.267 35 - 1:32.227 6 - 1:43.437 16 - 1:33.401 26 - 1:32.297 36 - 1:33.001 7 - 1:37.096 17 - 1:35.679 27 - 1:31.042 37 - 1:33.700 8 - 1:42.072 18 - 1:33.668 28 - 1:31.441 38 - 1:32.457 9 - 1:35.431 19 - 1:33.555 29 - 1:32.442 39 - 1:32.874 10 - 1:34.532 20 - 1:40.080P 30 - 1:30.521							

Weather/Track: Sun/Dry

www.mstworld.com

Page 6 of 8

Donington Park
Circuit Length = 1.9573 miles.
Start: 12:45 End: 13:46

Printed - 13:49 Sunday, 01 May 2011

Pre 63 GT

RACE 8 - LAP ANALYSIS - Donington Park - 30 April/1 May 2011

(contd.)

73	Wood/Wood	Jaguar E-type			
1 - 1:38.447	11 - 1:30.855	21 - 1:31.456	31 - 1:33.540		
2 - 1:31.357	12 - 1:32.176	22 - 1:30.866	32 - 1:34.754		
3 - 1:31.512	13 - 1:32.267	23 - 1:30.792	33 - 1:35.295		
4 - 1:34.385	14 - 1:30.625	24 - 1:33.533P	34 - 1:32.754		
5 - 1:32.434	15 - 1:30.477	25 - 2:38.692	35 - 1:35.807		
6 - 1:36.605	16 - 1:30.414	26 - 1:37.667	36 - 1:32.856		
7 - 1:32.918	17 - 1:30.256	27 - 1:35.240	37 - 1:34.186		
8 - 1:32.251	18 - 1:31.694	28 - 1:35.599	38 - 1:32.745		
9 - 1:32.251	19 - 1:34.553	29 - 1:36.196	39 - 1:33.470		
10 - 1:33.887	20 - 1:31.844	30 - 1:35.467			
77	Davison/Diffey	Lotus Elite			
1 - 1:52.336	11 - 1:42.409	21 - 1:37.022	31 - 1:34.950		
2 - 1:40.145	12 - 1:42.739	22 - 1:36.579	32 - 1:34.472		
3 - 1:39.898	13 - 1:38.916	23 - 1:36.371	33 - 1:34.199		
4 - 1:42.351	14 - 1:43.699P	24 - 1:35.963	34 - 1:34.900		
5 - 1:41.642	15 - 2:49.072	25 - 1:35.625	35 - 1:35.160		
6 - 1:40.468	16 - 1:35.943	26 - 1:35.644	36 - 1:35.001		
7 - 1:41.460	17 - 1:35.132	27 - 1:34.957	37 - 1:36.199		
8 - 1:39.765	18 - 1:35.393	28 - 1:35.651			
9 - 1:41.983	19 - 1:34.582	29 - 1:36.363			
10 - 1:41.761	20 - 1:35.731	30 - 1:36.321			
78	Rawe	Aston Martin DB4			
1 - 1:48.166	11 - 1:35.063	21 - 1:36.716	31 - 1:35.541		
2 - 1:37.469	12 - 1:35.166	22 - 1:35.309	32 - 1:36.572		
3 - 1:36.345	13 - 1:35.445	23 - 1:35.639	33 - 1:36.610		
4 - 1:35.979	14 - 1:36.492	24 - 1:37.199	34 - 1:35.082		
5 - 1:35.673	15 - 1:35.883	25 - 1:35.408	35 - 1:34.667		
6 - 1:39.407	16 - 1:35.128	26 - 1:34.538	36 - 1:34.143		
7 - 1:36.026	17 - 1:34.451	27 - 1:35.850	37 - 1:35.072		
8 - 1:36.271	18 - 1:41.744P	28 - 1:35.856	38 - 1:34.245		
9 - 1:36.630	19 - 2:26.367	29 - 1:36.625			
10 - 1:37.996	20 - 1:34.857	30 - 1:35.509			
82	Paul/Wells	Morgan +4 Supersports			
1 - 1:40.056	11 - 1:31.520	21 - 1:31.709	31 - 1:32.783		
2 - 1:32.243	12 - 1:32.723	22 - 1:31.600	32 - 1:32.125		
3 - 1:31.315	13 - 1:32.347	23 - 1:37.349P	33 - 1:31.535		
4 - 1:33.043	14 - 1:33.193	24 - 2:25.808	34 - 1:32.911		
5 - 1:32.030	15 - 1:32.078	25 - 1:33.586	35 - 1:33.452		
6 - 1:36.181	16 - 1:30.356	26 - 1:32.425	36 - 1:33.210		
7 - 1:36.664	17 - 1:31.536	27 - 1:34.038	37 - 1:31.620		
8 - 1:32.189	18 - 1:31.605	28 - 1:34.120	38 - 1:32.557		
9 - 1:31.790	19 - 1:31.744	29 - 1:31.171	39 - 1:32.148		
10 - 1:32.544	20 - 1:39.007	30 - 1:32.034			

Weather/Track: Sun/Dry

www.mstworld.com

Page 7 of 8

Donington Park
Circuit Length = 1.9573 miles.
Start: 12:45 End: 13:46

Printed - 13:49 Sunday, 01 May 2011

Pre 63 GT

RACE 8 - LAP ANALYSIS - Donington Park - 30 April/1 May 2011

(contd.)

84	Clark/Bronson	Jaguar E-type					
1 - 1:39.161	11 - 1:31.235	21 - 2:24.636	31 - 1:31.179				
2 - 1:32.732	12 - 1:33.344	22 - 1:31.898	32 - 1:31.675				
3 - 1:31.330	13 - 1:31.527	23 - 1:31.573	33 - 1:30.501				
4 - 1:31.800	14 - 1:31.443	24 - 1:31.479	34 - 1:30.760				
5 - 1:31.190	15 - 1:30.867	25 - 1:31.090	35 - 1:31.897				
6 - 1:33.316	16 - 1:30.449	26 - 1:31.952	36 - 1:30.328				
7 - 1:31.944	17 - 1:31.087	27 - 1:32.099	37 - 1:30.794				
8 - 1:31.484	18 - 1:31.419	28 - 1:31.111	38 - 1:30.226				
9 - 1:35.508	19 - 1:31.779	29 - 1:31.158	39 - 1:30.825				
10 - 1:32.115	20 - 1:35.938P	30 - 1:30.749	40 - 1:30.521				
96	Morgan/Mitchell	AC ACE					
1 - 1:59.244	6 - 1:55.019	11 - 2:05.667P	16 - 1:44.317	21 - 1:50.053	26 - 1:47.228	31 - 1:45.043	
2 - 1:46.456	7 - 1:53.146	12 - 2:50.859	17 - 1:44.627	22 - 1:46.746	27 - 1:44.375	32 - 1:42.820	
3 - 1:47.594	8 - 1:51.207	13 - 1:50.268	18 - 1:45.743	23 - 1:47.278	28 - 1:42.942	33 - 1:44.804	
4 - 1:52.460	9 - 1:49.890	14 - 1:48.336	19 - 1:48.812	24 - 1:45.766	29 - 1:45.408	34 - 1:45.516	
5 - 1:50.530	10 - 1:50.781	15 - 1:45.576	20 - 1:48.883	25 - 1:45.329	30 - 1:46.742		
97	Stirling/Atkins	Lotus Elite					
1 - 1:53.672							
2 - 1:37.821							
3 - 1:39.747							
4 - 1:40.332							

Weather/Track: Sun/Dry

www.mstworld.com

Page 8 of 8

Donington Park
Circuit Length = 1.9573 miles.
Start: 12:45 End: 13:46

Printed - 13:49 Sunday, 01 May 2011

Pre 63 GT

RACE 8 - LAP CHART - Donington Park - 30 April/1 May 2011

Lap 1			Lap 2			Lap 3			Lap 4			Lap 5		
No	Behind	Laptime	No	Behind	Laptime	No	Behind	Laptime	No	Behind	Laptime	No	Behind	Laptime
2		1:29.523	63		1:26.931	63		1:25.998	63		1:26.432	2		1:28.316
63	0.320	1:29.843	2	0.766	1:28.017	2	0.944	1:26.176	2	1.216	1:26.704	96	1 LAP	1:52.460
17	2.447	1:31.970	17	3.821	1:28.625	17	6.766	1:28.943	17	8.991	1:28.657	17	8.510	1:29.051
1	4.164	1:33.687	1	6.561	1:29.648	1	9.976	1:29.413	1	12.892	1:29.348	63	10.443	1:39.975P
70	4.675	1:34.198	70	7.155	1:29.731	70	10.484	1:29.327	70	13.403	1:29.351	1	11.956	1:28.596
47	6.530	1:36.053	47	11.407	1:32.128	47	16.508	1:31.099	47	23.280	1:33.204	70	12.555	1:28.684
72	7.354	1:36.877	72	12.083	1:31.980	39	16.930	1:30.542	72	25.280	1:33.454	47	25.618	1:31.870
39	8.188	1:37.711	39	12.386	1:31.449	72	18.258	1:32.173	84	25.819	1:31.800	84	27.477	1:31.190
73	8.924	1:38.447	73	13.030	1:31.357	73	18.544	1:31.512	73	26.497	1:34.385	72	27.813	1:32.065
28	9.447	1:38.970	28	14.531	1:32.335	28	19.230	1:30.697	28	27.182	1:34.384	28	29.189	1:31.539
84	9.638	1:39.161	84	15.119	1:32.732	84	20.451	1:31.330	82	27.453	1:33.043	73	29.399	1:32.434
82	10.533	1:40.056	82	15.525	1:32.243	82	20.842	1:31.315	11	28.624	1:33.370	82	29.951	1:32.030
11	10.869	1:40.392	11	16.353	1:32.735	11	21.686	1:31.331	15	31.682	1:32.987	11	30.947	1:31.855
44	12.108	1:41.631	15	19.015	1:32.587	15	25.127	1:32.110	39	34.621	1:44.123	15	33.848	1:31.698
22	13.546	1:43.069	44	20.528	1:35.671	44	30.454	1:35.924	44	39.921	1:35.899	39	37.218	1:32.129
15	13.679	1:43.202	22	21.840	1:35.545	22	31.487	1:35.645	22	40.843	1:35.788	45	45.683	1:34.310
45	14.592	1:44.115	45	22.643	1:35.302	45	33.356	1:36.711	45	40.905	1:33.981	44	46.297	1:35.908
14	16.087	1:45.610	14	23.489	1:34.653	14	34.035	1:36.544	14	42.331	1:34.728	22	47.106	1:35.795
59	18.227	1:47.750	59	28.224	1:37.248	59	39.073	1:36.847	78	48.755	1:35.979	14	47.625	1:34.826
78	18.643	1:48.166	78	28.861	1:37.469	78	39.208	1:36.345	59	49.516	1:36.875	78	54.896	1:35.673
21	20.095	1:49.618	21	30.349	1:37.505	21	41.896	1:37.545	21	53.006	1:37.542	59	55.965	1:35.981
77	22.813	1:52.336	97	34.719	1:37.821	97	48.468	1:39.747	8	1:01.244	1:37.757	21	1:00.169	1:36.695
8	23.749	1:53.272	77	35.707	1:40.145	77	49.607	1:39.898	97	1:02.368	1:40.332	8	1:08.166	1:36.454
97	24.149	1:53.672	8	36.101	1:39.603	8	49.919	1:39.816	53	1:04.612	1:39.865	53	1:13.703	1:38.623
53	25.049	1:54.572	53	36.486	1:38.688	53	51.179	1:40.691	77	1:05.526	1:42.351	77	1:17.636	1:41.642
71	25.381	1:54.904	71	40.516	1:42.386	12	54.674	1:38.268	12	1:07.279	1:39.037	12	1:18.289	1:40.542
10	25.835	1:55.358	12	42.404	1:43.385	71	57.924	1:43.406	71	1:14.580	1:43.088	71	1:29.415	1:44.367
12	26.270	1:55.793	10	42.920	1:44.336	10	58.661	1:41.739	10	1:14.930	1:42.701	10	1:29.854	1:44.456
52	27.498	1:57.021	52	44.545	1:44.298	52	1:01.068	1:42.521	52	1:17.421	1:42.785			
96	29.721	1:59.244	96	48.926	1:46.456	25	1:08.199	1:44.468	25	1:24.612	1:42.845			
25	30.677	2:00.200	25	49.729	1:46.303	96	1:10.522	1:47.594						

Weather/Track: Sun/Dry

www.mstworld.com

Page 1 of 9

Donington Park
Circuit Length = 1.9573 miles.
Start: 12:45 End: 13:46

Printed - 13:50 Sunday, 01 May 2011

Pre 63 GT

RACE 8 - LAP CHART - Donington Park - 30 April/1 May 2011

(contd.)

Lap 6			Lap 7			Lap 8			Lap 9			Lap 10		
No	Behind	Laptime	No	Behind	Laptime	No	Behind	Laptime	No	Behind	Laptime	No	Behind	Laptime
2		1:30.589	2		1:31.209	2		1:30.383	2		1:28.472	2		1:29.554
52	1 LAP	1:43.090	8	1 LAP	1:57.465P	12	1 LAP	1:38.365	53	1 LAP	1:38.084	47	1 LAP	1:36.957
17	8.654	1:30.733	17	7.990	1:30.545	17	7.285	1:29.678	17	8.389	1:29.576	96	2 LAPS	1:51.207
25	1 LAP	1:44.524	71	1 LAP	1:42.718	77	1 LAP	1:41.460	70	13.080	1:30.142	17	8.476	1:29.641
70	12.626	1:30.660	10	1 LAP	1:42.738	70	11.410	1:29.945	12	1 LAP	1:40.084	70	12.399	1:28.873
1	17.500	1:36.133	70	11.848	1:30.431	71	1 LAP	1:42.280	77	1 LAP	1:39.765	53	1 LAP	1:39.113
96	1 LAP	1:50.530	52	1 LAP	1:43.161	10	1 LAP	1:42.372	22	2 LAPS	3:44.711	12	1 LAP	1:40.285
84	30.204	1:33.316	1	20.585	1:34.294	52	1 LAP	1:41.763	39	2 LAPS	3:40.031	39	2 LAPS	1:34.448
28	33.191	1:34.591	25	1 LAP	1:44.150	1	24.077	1:33.875	1	37.173	1:41.568	77	1 LAP	1:41.983
73	35.415	1:36.605	84	30.939	1:31.944	84	32.040	1:31.484	71	1 LAP	1:43.588	22	2 LAPS	1:39.434
82	35.543	1:36.181	73	37.124	1:32.918	25	1 LAP	1:43.420	84	39.076	1:35.508	84	41.637	1:32.115
11	36.579	1:36.221	11	39.029	1:33.659	73	38.992	1:32.251	10	1 LAP	1:44.973	1	41.638	1:34.019
72	40.661	1:43.437	82	40.998	1:36.664	11	40.787	1:32.141	52	1 LAP	1:44.752	73	47.104	1:33.887
15	40.820	1:37.561	15	42.550	1:32.939	82	42.804	1:32.189	73	42.771	1:32.251	11	48.633	1:34.161
47	41.324	1:46.295P	72	46.548	1:37.096	15	46.010	1:33.843	11	44.026	1:31.711	82	49.112	1:32.544
45	52.252	1:37.158	28	48.157	1:46.175	28	49.194	1:31.420	82	46.122	1:31.790	71	1 LAP	1:43.921
14	54.765	1:37.729	96	1 LAP	1:55.019	72	58.237	1:42.072	25	1 LAP	1:43.489	10	1 LAP	1:42.566
44	56.757	1:41.049	45	56.833	1:35.790	45	1:02.019	1:35.569	15	51.210	1:33.672	15	54.405	1:32.749
59	1:02.699	1:37.323	14	58.554	1:34.998	14	1:04.434	1:36.263	28	51.968	1:31.246	28	55.090	1:32.676
78	1:03.714	1:39.407	44	1:03.192	1:37.644	44	1:11.279	1:38.470	72	1:05.196	1:35.431	52	1 LAP	1:51.367
21	1:06.669	1:37.089	59	1:06.007	1:34.517	59	1:12.532	1:36.908	45	1:06.515	1:32.968	25	1 LAP	1:44.139
22	1:08.414	1:51.897P	78	1:08.531	1:36.026	96	1 LAP	1:53.146	14	1:10.603	1:34.641	72	1:10.174	1:34.532
39	1:15.511	2:08.882P	21	1:12.695	1:37.235	78	1:14.419	1:36.271	44	1:21.660	1:38.853	45	1:11.527	1:34.566
53	1:22.385	1:39.271	47	1:23.234	2:13.119	21	1:19.172	1:36.860	59	1:22.344	1:38.284	14	1:15.365	1:34.316
77	1:27.515	1:40.468	53	1:29.036	1:37.860	47	1:27.078	1:34.227	78	1:22.577	1:36.630	59	1:27.482	1:34.692
12	1:28.442	1:40.742							21	1:29.534	1:38.834			

Weather/Track: Sun/Dry

www.mstworld.com

Page 2 of 9

Donington Park
Circuit Length = 1.9573 miles.
Start: 12:45 End: 13:46

Printed - 13:50 Sunday, 01 May 2011

Pre 63 GT

RACE 8 - LAP CHART - Donington Park - 30 April/1 May 2011

(contd.)

Lap 11			Lap 12			Lap 13			Lap 14			Lap 15		
No	Behind	Laptime	No	Behind	Laptime	No	Behind	Laptime	No	Behind	Laptime	No	Behind	Laptime
2		1:29.079	2		1:30.529	2		1:27.211	2		1:31.856	2		1:28.396
44	1 LAP	1:38.136	59	1 LAP	1:35.747	25	2 LAPS	1:43.422	71	2 LAPS	1:43.646	72	1 LAP	1:34.767
78	1 LAP	1:37.996	44	1 LAP	1:34.981	17	11.620	1:30.120	14	1 LAP	1:37.067	45	1 LAP	1:34.956
21	1 LAP	1:36.572	78	1 LAP	1:35.063	59	1 LAP	1:35.443	10	2 LAPS	1:43.948	14	1 LAP	1:34.158
17	9.940	1:30.543	17	8.711	1:29.300	44	1 LAP	1:35.136	52	2 LAPS	1:39.739	17	12.647	1:31.208
47	1 LAP	1:33.726	47	1 LAP	1:33.795	78	1 LAP	1:35.166	17	9.835	1:30.071	70	14.186	1:28.914
70	12.160	1:28.840	70	14.143	1:32.512	70	15.133	1:28.201	70	13.668	1:30.391	71	2 LAPS	1:43.207
53	1 LAP	1:37.955	21	1 LAP	1:38.167	47	1 LAP	1:32.810	59	1 LAP	1:35.889	10	2 LAPS	1:43.117
96	2 LAPS	1:49.890	53	1 LAP	1:36.659	21	1 LAP	1:35.476	25	2 LAPS	1:42.812	59	1 LAP	1:34.487
39	2 LAPS	1:32.524	39	2 LAPS	1:31.407	39	2 LAPS	1:32.189	44	1 LAP	1:35.272	44	1 LAP	1:34.650
12	1 LAP	1:40.191	84	46.608	1:33.344	53	1 LAP	1:37.955	78	1 LAP	1:35.445	47	1 LAP	1:33.281
22	2 LAPS	1:36.093	8	5 LAPS	8:11.684	84	50.924	1:31.527	47	1 LAP	1:32.723	78	1 LAP	1:36.492
77	1 LAP	1:41.761	22	2 LAPS	1:38.076	73	55.583	1:32.267	21	1 LAP	1:36.455	25	2 LAPS	1:44.432
84	43.793	1:31.235	96	2 LAPS	1:50.781	22	2 LAPS	1:36.156	39	2 LAPS	1:30.388	52	2 LAPS	1:58.618
1	46.401	1:33.842	12	1 LAP	1:40.837	1	57.375	1:34.437	53	1 LAP	1:36.030	21	1 LAP	1:36.372
73	48.880	1:30.855	1	50.149	1:34.277	11	58.097	1:32.490	84	50.511	1:31.443	39	2 LAPS	1:29.892
11	51.142	1:31.588	73	50.527	1:32.176	82	58.883	1:32.347	73	54.352	1:30.625	84	52.982	1:30.867
82	51.553	1:31.520	11	52.818	1:32.205	8	5 LAPS	1:41.916	11	57.643	1:31.402	53	1 LAP	1:37.007
15	1:00.152	1:34.826	82	53.747	1:32.723	12	1 LAP	1:41.825	1	59.907	1:34.388	73	56.433	1:30.477
28	1:00.584	1:34.573	77	1 LAP	1:42.409	28	1:05.496	1:31.578	82	1:00.220	1:33.193	11	1:01.387	1:32.140
71	1 LAP	1:43.452	28	1:01.129	1:31.074	15	1:06.226	1:31.999	22	2 LAPS	1:38.243	82	1:03.902	1:32.078
10	1 LAP	1:43.900	15	1:01.438	1:31.815	77	1 LAP	1:42.739	28	1:05.435	1:31.795	1	1:07.083	1:35.572
52	1 LAP	1:41.681	71	1 LAP	1:42.746	96	2 LAPS	2:05.667P	15	1:06.331	1:31.961	28	1:08.630	1:31.591
72	1:15.843	1:34.748	10	1 LAP	1:42.287	72	1:28.417	1:36.564	12	1 LAP	1:40.432	15	1:10.784	1:32.849
45	1:17.294	1:34.846	72	1:19.064	1:33.750	45	1:29.654	1:35.723	8	5 LAPS	1:44.257P	22	2 LAPS	1:37.575
25	1 LAP	1:43.734	45	1:21.142	1:34.377				77	1 LAP	1:38.916	96	3 LAPS	2:50.859
14	1:20.589	1:34.303	52	1 LAP	1:40.995							12	1 LAP	1:41.343
			14	1:25.373	1:35.313									

Weather/Track: Sun/Dry

www.mstworld.com

Page 3 of 9

Donington Park
Circuit Length = 1.9573 miles.
Start: 12:45 End: 13:46

Printed - 13:50 Sunday, 01 May 2011

Pre 63 GT

RACE 8 - LAP CHART - Donington Park - 30 April/1 May 2011

(contd.)

Lap 16			Lap 17			Lap 18			Lap 19			Lap 20		
No	Behind	Laptime	No	Behind	Laptime	No	Behind	Laptime	No	Behind	Laptime	No	Behind	Laptime
2		1:26.505	2		1:27.736	2		1:26.712	2		1:26.813	2		1:36.531P
77	2 LAPS	1:43.699P	12	2 LAPS	1:39.724	77	3 LAPS	2:49.072	53	2 LAPS	1:42.819P	52	3 LAPS	1:49.733P
72	1 LAP	1:32.378	96	4 LAPS	1:50.268	22	3 LAPS	1:37.085	77	3 LAPS	1:35.943	77	3 LAPS	1:35.132
45	1 LAP	1:32.980	72	1 LAP	1:33.401	70	20.814	1:30.335	22	3 LAPS	1:42.093P	70	14.869	1:28.974
17	14.806	1:28.664	17	16.816	1:29.746	17	23.832	1:33.728P	39	3 LAPS	2:21.926	39	3 LAPS	1:36.358
70	15.693	1:28.012	70	17.191	1:29.234	72	1 LAP	1:35.679	70	22.426	1:28.425	72	1 LAP	1:33.555
14	1 LAP	1:35.436	8	7 LAPS	3:26.092	12	2 LAPS	1:41.171	72	1 LAP	1:33.668	45	1 LAP	1:32.484
59	1 LAP	1:36.543	45	1 LAP	1:35.987	45	1 LAP	1:33.716	45	1 LAP	1:33.247	14	1 LAP	1:33.991
44	1 LAP	1:37.399	14	1 LAP	1:33.580	14	1 LAP	1:35.621	12	2 LAPS	1:40.844	12	2 LAPS	1:39.453
47	1 LAP	1:35.464	59	1 LAP	1:35.047	96	4 LAPS	1:48.336	14	1 LAP	1:34.554	15	1 LAP	1:33.519
71	2 LAPS	1:43.789	47	1 LAP	1:32.775	8	7 LAPS	1:51.372	96	4 LAPS	1:45.576	1	1 LAP	1:30.385
78	1 LAP	1:35.883	44	1 LAP	1:34.609	47	1 LAP	1:32.704	59	1 LAP	1:35.298	59	1 LAP	1:39.725P
10	2 LAPS	1:43.620	78	1 LAP	1:35.128	59	1 LAP	1:34.207	15	1 LAP	2:27.198	96	4 LAPS	1:44.317
39	2 LAPS	1:31.368	71	2 LAPS	1:41.818	44	1 LAP	1:33.608	47	1 LAP	1:38.679P	17	1:06.655	1:29.367
21	1 LAP	1:37.802	10	2 LAPS	1:41.745	78	1 LAP	1:34.451	44	1 LAP	1:39.951P	84	1:09.357	1:35.938P
25	2 LAPS	1:41.888	39	2 LAPS	1:37.193P	1	1 LAP	2:35.127	1	1 LAP	1:30.877	73	1:10.897	1:31.844
52	2 LAPS	1:40.162	21	1 LAP	1:35.621	71	2 LAPS	1:42.091	78	1 LAP	1:41.744P	22	3 LAPS	2:32.267
84	56.926	1:30.449	84	1:00.277	1:31.087	84	1:04.984	1:31.419	84	1:09.950	1:31.779	11	1:17.401	1:33.188
73	1:00.342	1:30.414	25	2 LAPS	1:42.022	10	2 LAPS	1:42.252	8	7 LAPS	1:54.124	21	1 LAP	1:38.128
53	1 LAP	1:35.843	52	2 LAPS	1:40.213	21	1 LAP	1:37.147	17	1:13.819	2:16.800	82	1:23.853	1:39.007
11	1:06.722	1:31.840	73	1:02.862	1:30.256	73	1:07.844	1:31.694	73	1:15.584	1:34.553	8	7 LAPS	1:52.091
82	1:07.753	1:30.356	11	1:09.663	1:30.677	52	2 LAPS	1:39.389	21	1 LAP	1:40.443	53	2 LAPS	2:58.375
28	1:13.592	1:31.467	82	1:11.553	1:31.536	11	1:15.784	1:32.833	71	2 LAPS	1:42.482	71	2 LAPS	1:43.098
15	1:15.571	1:31.292	53	1 LAP	1:37.072	82	1:16.446	1:31.605	10	2 LAPS	1:42.327	28	1:28.300	1:38.458P
1	1:18.498	1:37.920P	28	1:16.566	1:30.710	25	2 LAPS	1:43.166	11	1:20.744	1:31.773	10	2 LAPS	1:45.103P
22	2 LAPS	1:35.274	15	1:22.766	1:34.931P	28	1:21.233	1:31.379	82	1:21.377	1:31.744	47	1 LAP	2:19.824
									28	1:26.373	1:31.953			
									25	2 LAPS	1:42.276			

Weather/Track: Sun/Dry

www.mstworld.com

Page 4 of 9

Donington Park
Circuit Length = 1.9573 miles.
Start: 12:45 End: 13:46

Printed - 13:50 Sunday, 01 May 2011

Pre 63 GT

RACE 8 - LAP CHART - Donington Park - 30 April/1 May 2011

(contd.)

Lap 21			Lap 22			Lap 23			Lap 24			Lap 25		
No	Behind	Laptime	No	Behind	Laptime	No	Behind	Laptime	No	Behind	Laptime	No	Behind	Laptime
70		1:28.762	70		1:29.498	70		1:31.706	70		1:31.368	70		1:35.751P
77	3 LAPS	1:35.393	8	8 LAPS	1:50.988	71	3 LAPS	1:43.029	96	5 LAPS	1:48.812	2	3.164	1:26.827
25	3 LAPS	1:48.725P	77	3 LAPS	1:34.582	53	3 LAPS	1:43.661	2	12.088	1:27.337	77	3 LAPS	1:36.579
78	2 LAPS	2:26.367	78	2 LAPS	1:34.857	77	3 LAPS	1:35.731	77	3 LAPS	1:37.022	84	1 LAP	1:31.479
39	3 LAPS	1:34.676	39	3 LAPS	1:34.952	2	16.119	1:28.861	53	3 LAPS	1:41.267	96	5 LAPS	1:48.883
44	2 LAPS	2:35.372	2	18.964	1:27.282	8	8 LAPS	1:49.040	84	1 LAP	1:31.573	53	3 LAPS	1:35.952
45	1 LAP	1:35.204	84	1 LAP	2:24.636	84	1 LAP	1:31.898	71	3 LAPS	1:48.011P	44	2 LAPS	1:32.039
2	21.180	2:04.811	44	2 LAPS	1:35.522	78	2 LAPS	1:36.716	44	2 LAPS	1:33.180	78	2 LAPS	1:35.639
72	1 LAP	1:40.080P	45	1 LAP	1:36.909P	39	3 LAPS	1:35.591	78	2 LAPS	1:35.309	39	3 LAPS	1:35.570
14	1 LAP	1:34.214	14	1 LAP	1:37.628P	44	2 LAPS	1:32.272	39	3 LAPS	1:35.603	1	1 LAP	1:27.574
15	1 LAP	1:31.864	1	1 LAP	1:30.924	12	3 LAPS	2:56.922	1	1 LAP	1:28.523	17	34.330	1:27.381
12	2 LAPS	1:44.873P	15	1 LAP	1:33.980	1	1 LAP	1:28.890	17	42.700	1:28.093	82	1 LAP	2:25.808
1	1 LAP	1:29.186	28	1 LAP	2:32.243	15	1 LAP	1:30.715	15	1 LAP	1:31.522	15	1 LAP	1:32.948
17	52.089	1:29.065	10	3 LAPS	2:33.327	17	45.975	1:27.538	8	8 LAPS	1:56.508P	21	2 LAPS	2:21.402
52	3 LAPS	2:39.599	17	50.143	1:27.552	28	1 LAP	1:33.572	12	3 LAPS	1:40.412	11	1 LAP	2:39.066
73	58.722	1:31.456	25	3 LAPS	2:20.267	73	59.176	1:30.792	28	1 LAP	1:32.314	28	1 LAP	1:32.968
96	4 LAPS	1:44.627	73	1:00.090	1:30.866	10	3 LAPS	1:41.829	73	1:01.341	1:33.533P	12	3 LAPS	1:39.751
22	3 LAPS	1:33.470	59	2 LAPS	3:22.521	25	3 LAPS	1:41.996	10	3 LAPS	1:41.076	59	2 LAPS	1:36.026
11	1:06.666	1:32.896	52	3 LAPS	1:41.063	59	2 LAPS	1:34.931	25	3 LAPS	1:41.605	10	3 LAPS	1:42.989
82	1:11.931	1:31.709	11	1:10.255	1:33.087	11	1:14.439	1:35.890P	59	2 LAPS	1:34.227	22	3 LAPS	1:34.477
21	1 LAP	1:35.525	22	3 LAPS	1:37.144	22	3 LAPS	1:36.849	22	3 LAPS	1:34.012	25	3 LAPS	1:42.130
71	2 LAPS	1:41.960	82	1:14.033	1:31.600	52	3 LAPS	1:40.269	52	3 LAPS	1:39.770	45	1 LAP	1:33.346
53	2 LAPS	1:43.117	96	4 LAPS	1:45.743	82	1:19.676	1:37.349P	45	1 LAP	1:34.876	72	1 LAP	1:31.422
47	1 LAP	1:32.330	21	1 LAP	1:36.644	45	1 LAP	2:26.493	72	1 LAP	1:31.336	47	1 LAP	1:31.420
			72	1 LAP	2:32.479	21	1 LAP	1:41.243P	47	1 LAP	1:30.033			
			47	1 LAP	1:31.638	72	1 LAP	1:33.501	14	1 LAP	1:34.261			
						14	1 LAP	2:25.584						
						47	1 LAP	1:31.168						

Weather/Track: Sun/Dry

www.mstworld.com

Page 5 of 9

Donington Park
Circuit Length = 1.9573 miles.
Start: 12:45 End: 13:46

Printed - 13:50 Sunday, 01 May 2011

Pre 63 GT

RACE 8 - LAP CHART - Donington Park - 30 April/1 May 2011

(contd.)

Lap 26			Lap 27			Lap 28			Lap 29			Lap 30		
No	Behind	Laptime	No	Behind	Laptime	No	Behind	Laptime	No	Behind	Laptime	No	Behind	Laptime
2		1:27.083	2		1:27.370	2		1:26.799	2		1:28.749	2		1:28.198
52	4 LAPS	1:40.593	45	2 LAPS	1:36.434	47	2 LAPS	1:29.590	47	2 LAPS	1:30.730	47	2 LAPS	1:30.570
14	2 LAPS	1:34.271	10	4 LAPS	1:45.347	72	2 LAPS	1:32.297	59	3 LAPS	1:34.651	96	6 LAPS	1:45.766
71	4 LAPS	2:46.932	25	4 LAPS	1:43.181	22	4 LAPS	1:37.694	72	2 LAPS	1:31.042	8	10 LAPS	1:50.307
84	1 LAP	1:31.090	14	2 LAPS	1:34.009	45	2 LAPS	1:33.370	22	4 LAPS	1:33.176	72	2 LAPS	1:31.441
77	3 LAPS	1:36.371	52	4 LAPS	1:39.988	14	2 LAPS	1:34.244	45	2 LAPS	1:33.576	12	4 LAPS	1:42.532
44	2 LAPS	1:32.519	71	4 LAPS	1:42.520	10	4 LAPS	1:41.251	14	2 LAPS	1:32.580	59	3 LAPS	1:36.100
8	9 LAPS	2:46.845	84	1 LAP	1:31.952	25	4 LAPS	1:41.772	84	1 LAP	1:31.111	22	4 LAPS	1:33.058
53	3 LAPS	1:38.802	44	2 LAPS	1:30.841	52	4 LAPS	1:40.314	10	4 LAPS	1:40.207	45	2 LAPS	1:32.834
1	1 LAP	1:31.018	77	3 LAPS	1:35.963	84	1 LAP	1:32.099	17	33.104	1:28.767	14	2 LAPS	1:33.112
78	2 LAPS	1:37.199	1	1 LAP	1:28.695	44	2 LAPS	1:32.465	25	4 LAPS	1:42.326	84	1 LAP	1:31.158
17	33.329	1:29.246	17	33.159	1:27.200	17	33.086	1:26.726	52	4 LAPS	1:40.240	17	33.182	1:28.276
73	1 LAP	2:38.692	53	3 LAPS	1:37.898	71	4 LAPS	1:43.840	44	2 LAPS	1:39.679P	10	4 LAPS	1:40.871
39	3 LAPS	1:38.043	78	2 LAPS	1:35.408	77	3 LAPS	1:35.625	77	3 LAPS	1:35.644	25	4 LAPS	1:41.089
96	5 LAPS	1:50.053	39	3 LAPS	1:34.664	1	1 LAP	1:36.576P	53	3 LAPS	1:35.043	52	4 LAPS	1:39.879
82	1 LAP	1:33.586	73	1 LAP	1:37.667	53	3 LAPS	1:34.657	71	4 LAPS	1:44.945	77	3 LAPS	1:34.957
15	1 LAP	1:31.619	82	1 LAP	1:32.425	78	2 LAPS	1:34.538	39	3 LAPS	1:34.341	53	3 LAPS	1:34.735
70	52.368	2:22.615	15	1 LAP	1:31.851	39	3 LAPS	1:34.190	78	2 LAPS	1:35.850	39	3 LAPS	1:34.120
21	2 LAPS	1:39.245	8	9 LAPS	1:50.932	73	1 LAP	1:35.240	82	1 LAP	1:34.120	82	1 LAP	1:31.171
28	1 LAP	1:35.748	96	5 LAPS	1:46.746	15	1 LAP	1:32.182	73	1 LAP	1:35.599	78	2 LAPS	1:35.856
11	1 LAP	1:37.852	70	59.461	1:34.463	82	1 LAP	1:34.038	15	1 LAP	1:35.264	15	1 LAP	1:32.700
12	3 LAPS	1:39.596	28	1 LAP	1:34.673	28	1 LAP	1:33.138	28	1 LAP	1:33.104	73	1 LAP	1:36.196
59	2 LAPS	1:34.448	21	2 LAPS	1:36.439	70	1:10.466	1:37.804	70	1:16.617	1:34.900	71	4 LAPS	1:44.885
22	3 LAPS	1:35.877	11	1 LAP	1:36.856	21	2 LAPS	1:36.512	21	2 LAPS	1:36.948	28	1 LAP	1:32.508
47	1 LAP	1:30.734	12	3 LAPS	1:39.732	11	1 LAP	1:35.514	11	1 LAP	1:36.342	70	1:23.366	1:34.947
72	1 LAP	1:33.267	59	2 LAPS	1:33.852	8	9 LAPS	1:48.893				21	2 LAPS	1:34.954
						96	5 LAPS	1:47.278						
						12	3 LAPS	1:39.133						

Weather/Track: Sun/Dry

www.mstworld.com

Page 6 of 9

Donington Park
Circuit Length = 1.9573 miles.
Start: 12:45 End: 13:46

Printed - 13:50 Sunday, 01 May 2011

Pre 63 GT

RACE 8 - LAP CHART - Donington Park - 30 April/1 May 2011

(contd.)

Lap 31			Lap 32			Lap 33			Lap 34			Lap 35		
No	Behind	Laptime	No	Behind	Laptime	No	Behind	Laptime	No	Behind	Laptime	No	Behind	Laptime
2		1:27.140	2		1:29.302	2		1:27.778	2		1:28.106	2		1:31.947
11	2 LAPS	1:36.217	70	1 LAP	1:36.236	70	1 LAP	1:34.549	25	5 LAPS	1:42.583	73	2 LAPS	1:35.295
47	2 LAPS	1:28.814	21	3 LAPS	1:35.898	47	2 LAPS	1:30.522	28	2 LAPS	1:33.250	78	3 LAPS	1:36.572
72	2 LAPS	1:32.442	11	2 LAPS	1:35.449	71	5 LAPS	1:43.102	47	2 LAPS	1:29.157	28	2 LAPS	1:33.338
59	3 LAPS	1:36.181	47	2 LAPS	1:30.235	21	3 LAPS	1:37.832	70	1 LAP	1:35.622	10	5 LAPS	1:43.345
96	6 LAPS	1:45.329	72	2 LAPS	1:30.521	11	2 LAPS	1:38.023	71	5 LAPS	1:41.874	52	5 LAPS	1:40.355
22	4 LAPS	1:34.516	59	3 LAPS	1:36.999	72	2 LAPS	1:31.644	21	3 LAPS	1:38.361	47	2 LAPS	1:30.579
45	2 LAPS	1:34.691	22	4 LAPS	1:34.053	22	4 LAPS	1:33.644	72	2 LAPS	1:33.160	25	5 LAPS	1:41.232
12	4 LAPS	1:44.811	45	2 LAPS	1:33.443	17	35.189	1:28.402	11	2 LAPS	1:38.155	70	1 LAP	1:34.594
8	10 LAPS	1:51.165	17	34.565	1:29.720	45	2 LAPS	1:35.380	17	35.031	1:27.948	72	2 LAPS	1:32.139
14	2 LAPS	1:33.183	14	2 LAPS	1:35.720	84	1 LAP	1:31.675	22	4 LAPS	1:33.608	21	3 LAPS	1:36.588
17	34.147	1:28.105	84	1 LAP	1:31.179	14	2 LAPS	1:35.552	45	2 LAPS	1:32.839	11	2 LAPS	1:36.319
84	1 LAP	1:30.749	96	6 LAPS	1:47.228	59	3 LAPS	1:47.403P	84	1 LAP	1:30.501	17	31.929	1:28.845
44	3 LAPS	2:54.584	8	10 LAPS	1:45.397	96	6 LAPS	1:44.375	14	2 LAPS	1:33.403	71	5 LAPS	1:42.630
10	4 LAPS	1:40.960	12	4 LAPS	1:52.865P	8	10 LAPS	1:42.907	96	6 LAPS	1:42.942	22	4 LAPS	1:32.297
25	4 LAPS	1:41.088	44	3 LAPS	1:45.554P	82	1 LAP	1:32.125	8	10 LAPS	1:41.334	45	2 LAPS	1:32.362
52	4 LAPS	1:39.757	10	4 LAPS	1:40.819	77	3 LAPS	1:36.321	82	1 LAP	1:31.535	84	1 LAP	1:30.760
77	3 LAPS	1:35.651	77	3 LAPS	1:36.363	53	3 LAPS	1:34.979	15	1 LAP	1:31.166	14	2 LAPS	1:33.242
53	3 LAPS	1:34.642	82	1 LAP	1:32.783	10	4 LAPS	1:41.117	77	3 LAPS	1:34.950	82	1 LAP	1:32.911
82	1 LAP	1:32.034	52	4 LAPS	1:40.870	15	1 LAP	1:33.194	53	3 LAPS	1:33.811	15	1 LAP	1:32.405
39	3 LAPS	1:34.918	53	3 LAPS	1:37.941	39	3 LAPS	1:36.282	39	3 LAPS	1:34.470			
15	1 LAP	1:33.198	25	4 LAPS	1:44.276	52	4 LAPS	1:40.816						
78	2 LAPS	1:36.625	15	1 LAP	1:34.636	78	2 LAPS	1:35.541						
73	1 LAP	1:35.467	39	3 LAPS	1:37.055	73	1 LAP	1:34.754						
28	1 LAP	1:33.829	78	2 LAPS	1:35.509									
71	4 LAPS	1:43.923	73	1 LAP	1:33.540									
			28	1 LAP	1:33.229									

Weather/Track: Sun/Dry

www.mstworld.com

Page 7 of 9

Donington Park
Circuit Length = 1.9573 miles.
Start: 12:45 End: 13:46

Printed - 13:50 Sunday, 01 May 2011

Pre 63 GT

RACE 8 - LAP CHART - Donington Park - 30 April/1 May 2011

(contd.)

Lap 36			Lap 37			Lap 38			Lap 39			Lap 40		
No	Behind	Laptime	No	Behind	Laptime	No	Behind	Laptime	No	Behind	Laptime	No	Behind	Laptime
2		1:26.171	2		1:25.655	2		1:25.902	2		1:26.197	2		1:27.142
96	7 LAPS	1:45.408	82	2 LAPS	1:33.452	82	2 LAPS	1:33.210	82	2 LAPS	1:31.620	71	6 LAPS	1:40.487
8	11 LAPS	1:45.076	15	2 LAPS	1:32.380	15	2 LAPS	1:31.596	15	2 LAPS	1:30.962	82	2 LAPS	1:32.557
77	4 LAPS	1:34.472	77	4 LAPS	1:34.199	77	4 LAPS	1:34.900	47	2 LAPS	1:28.984	15	2 LAPS	1:31.202
53	4 LAPS	1:33.526	53	4 LAPS	1:36.112	47	2 LAPS	1:29.195	77	4 LAPS	1:35.160	47	2 LAPS	1:29.287
39	4 LAPS	1:33.539	39	4 LAPS	1:36.420	53	4 LAPS	1:35.335	39	4 LAPS	1:33.651	59	7 LAPS	3:42.025
73	2 LAPS	1:32.754	47	2 LAPS	1:30.044	39	4 LAPS	1:34.288	53	4 LAPS	1:37.245	77	4 LAPS	1:35.001
28	2 LAPS	1:34.530	73	2 LAPS	1:35.807	73	2 LAPS	1:32.856	73	2 LAPS	1:34.186	39	4 LAPS	1:32.148
47	2 LAPS	1:29.677	96	7 LAPS	1:46.742	28	2 LAPS	1:32.171	28	2 LAPS	1:33.194	73	2 LAPS	1:32.745
78	3 LAPS	1:36.610	28	2 LAPS	1:34.227	78	3 LAPS	1:34.667	78	3 LAPS	1:34.143	28	2 LAPS	1:32.785
10	5 LAPS	1:40.912	8	11 LAPS	1:47.003	96	7 LAPS	1:45.043	17	44.345	1:28.439	53	4 LAPS	1:35.822
52	5 LAPS	1:39.608	78	3 LAPS	1:35.082	8	11 LAPS	1:44.764	72	2 LAPS	1:33.700	17	45.728	1:28.525
25	5 LAPS	1:41.837	10	5 LAPS	1:39.785	17	42.103	1:30.419	96	7 LAPS	1:42.820	78	3 LAPS	1:35.072
70	1 LAP	1:34.715	52	5 LAPS	1:39.423	72	2 LAPS	1:33.001	8	11 LAPS	1:42.758	72	2 LAPS	1:32.457
59	5 LAPS	4:08.470	17	37.586	1:28.717	10	5 LAPS	1:40.552	70	1 LAP	1:35.184	84	1 LAP	1:30.825
72	2 LAPS	1:31.248	72	2 LAPS	1:32.227	70	1 LAP	1:36.896	84	1 LAP	1:30.226	70	1 LAP	1:38.428
17	34.524	1:28.766	70	1 LAP	1:36.252	52	5 LAPS	1:42.036	10	5 LAPS	1:41.478	96	7 LAPS	1:44.804
21	3 LAPS	1:35.632	25	5 LAPS	1:41.964	21	3 LAPS	1:34.918	52	5 LAPS	1:42.364	8	11 LAPS	1:44.802
11	2 LAPS	1:36.373	21	3 LAPS	1:34.817	84	1 LAP	1:30.794	21	3 LAPS	1:35.130	21	3 LAPS	1:35.535
84	1 LAP	1:31.897	11	2 LAPS	1:33.972	11	2 LAPS	1:36.925	11	2 LAPS	1:33.634	11	2 LAPS	1:36.508
45	2 LAPS	1:35.874	84	1 LAP	1:30.328	25	5 LAPS	1:43.783	45	2 LAPS	1:32.694	10	5 LAPS	1:42.330
71	5 LAPS	1:44.127	45	2 LAPS	1:33.097	45	2 LAPS	1:34.029	22	4 LAPS	1:32.248	52	5 LAPS	1:40.114
22	4 LAPS	1:40.348	22	4 LAPS	1:34.320	22	4 LAPS	1:32.392	25	5 LAPS	1:40.847	45	2 LAPS	1:33.200
14	2 LAPS	1:33.333	59	5 LAPS	2:00.151P	14	2 LAPS	1:32.934	14	2 LAPS	1:32.416	22	4 LAPS	1:32.624
			14	2 LAPS	1:33.670	71	5 LAPS	1:41.593				14	2 LAPS	1:32.337
			71	5 LAPS	1:41.378									

Weather/Track: Sun/Dry

www.mstworld.com

Page 8 of 9

Donington Park
Circuit Length = 1.9573 miles.
Start: 12:45 End: 13:46

Printed - 13:50 Sunday, 01 May 2011

Pre 63 GT

RACE 8 - LAP CHART - Donington Park - 30 April/1 May 2011

(contd.)

Lap 41			Lap 42			Lap 43			Lap 44			Lap 45		
No	Behind	Laptime	No	Behind	Laptime	No	Behind	Laptime	No	Behind	Laptime	No	Behind	Laptime
2		1:26.959												
25	6 LAPS	1:40.868												
82	2 LAPS	1:32.148												
15	2 LAPS	1:31.893												
71	6 LAPS	1:39.538												
47	2 LAPS	1:28.583												
39	4 LAPS	1:32.715												
77	4 LAPS	1:36.199												
28	2 LAPS	1:32.432												
73	2 LAPS	1:33.470												
17	47.414	1:28.645												
53	4 LAPS	1:34.044												
59	7 LAPS	1:52.403												
78	3 LAPS	1:34.245												
72	2 LAPS	1:32.874												
84	1 LAP	1:30.521												
70	1 LAP	1:33.376												
21	3 LAPS	1:35.953												
11	2 LAPS	1:35.062												
45	2 LAPS	1:35.446												
22	4 LAPS	1:34.662												
14	2 LAPS	1:34.076												
96	7 LAPS	1:45.516												
10	5 LAPS	1:42.435												
52	5 LAPS	1:41.862												
8	11 LAPS	1:47.778												

Weather/Track: Sun/Dry

www.mstworld.com

Page 9 of 9

Donington Park
Circuit Length = 1.9573 miles.
Start: 12:45 End: 13:46

Printed - 13:50 Sunday, 01 May 2011

Group C Sports Cars

QUALIFYING - RACE 11 - Donington Park - 30 April/1 May 2011

POS	NO	CL	DRIVER	CAR	TIME	LAPS	GAP	MPH
1	31	1	Berridge	MERCEDES C11	59.001	11		119.42
2	5	1	Rosina/Mondini	SPICE SE89P	59.722	14	0.721	117.98
3	102	2	Meyrick/Meyrick	SPICE SE89C	1:00.197	22	1.196	117.05
4	14	1	Law	JAGUAR XJR 9	1:01.912	14	2.911	113.81
5	4	1	Pearson	JAGUAR XJR 11	1:01.921	27	2.920	113.79
6	44	1	Buncombe	JAGUAR XJR 9	1:02.395	27	3.394	112.93
7	27	1	Tandy/Stretton	NISSAN RC90	1:02.452	26	3.451	112.82
8	41	1	Mercer	SPICE SE90C	1:02.630	21	3.629	112.50
9	25	1	Kubota	NISSAN R90C	1:04.450	10	5.449	109.32
10	21	1	Espirito Santo/Bravo	SPICE SE90C	1:04.555	22	5.554	109.15
11	101	2	McKay/Ward	SPICE SE88C	1:04.614	22	5.613	109.05
12	18	1	Whight/Wallace	ASTON MARTIN AMR1	1:05.455	9	6.454	107.65
13	115	2	Pearson/Lockie	ADA	1:05.486	20	6.485	107.60
14	9	1	Chester	SPICE SE88P	1:06.420	9	7.419	106.08
15	22	1	Eyre	JAGUAR XJR16	1:06.464	20	7.463	106.01
16	60	1	Rickenbacher	CHEETAH CT606	1:08.886	6	9.885	102.28
17	6	1	Clevely	LANCIA LC2	1:09.030	20	10.029	102.07
18	40	1	Bateman	SPICE SE90C	1:11.370	14	12.369	98.72
19	124	2	Stretton	Tiga GC287	1:12.095	18	13.094	97.73
20	112	2	Fay	TIGA GT287	1:15.806	14	16.805	92.95
21	140	2	Miles	JAGUAR XJR 5B	1:25.319	5	26.318	82.58

Cars 22, 41 - No working transponder
Weather/Track: Sun /Dry

Donington Park
Circuit Length = 1.9573 miles.
Start: 14:10 End: 14:50

Clerk of the Course:		Timekeeper:
----------------------	--	-------------

Group C Sports Cars

QUALIFYING - RACE 11 - Donington Park - 30 April/1 May 2011

POS	NO	CL	DRIVER	CAR	TIME	LAPS	GAP	MPH
1	31	1	Berridge	MERCEDES C11	59.001	11		119.42
2	5	1	Rosina/Mondini	SPICE SE89P	59.722	14	0.721	117.98
3	14	1	Law	JAGUAR XJR 9	1:01.912	14	2.911	113.81
4	4	1	Pearson	JAGUAR XJR 11	1:01.921	27	2.920	113.79
5	44	1	Buncombe	JAGUAR XJR 9	1:02.395	27	3.394	112.93
6	27	1	Tandy/Stretton	NISSAN RC90	1:02.452	26	3.451	112.82
7	41	1	Mercer	SPICE SE90C	1:02.630	21	3.629	112.50
8	25	1	Kubota	NISSAN R90C	1:04.450	10	5.449	109.32
9	21	1	Espirito Santo/Bravo	SPICE SE90C	1:04.555	22	5.554	109.15
10	18	1	Whight/Wallace	ASTON MARTIN AMR1	1:05.455	9	6.454	107.65
11	9	1	Chester	SPICE SE88P	1:06.420	9	7.419	106.08
12	22	1	Eyre	JAGUAR XJR16	1:06.464	20	7.463	106.01
13	60	1	Rickenbacher	CHEETAH CT606	1:08.886	6	9.885	102.28
14	6	1	Clevely	LANCIA LC2	1:09.030	20	10.029	102.07
15	40	1	Bateman	SPICE SE90C	1:11.370	14	12.369	98.72

Cars 22, 41 - No working transponder
Weather/Track: Sun /Dry

Donington Park
Circuit Length = 1.9573 miles.
Start: 14:10 End: 14:50

Clerk of the Course:		Timekeeper:
----------------------	--	-------------

Group C Sports Cars

QUALIFYING - RACE 11 - Donington Park - 30 April/1 May 2011

(contd.)

POS	NO	CL	DRIVER	CAR	TIME	LAPS	GAP	MPH
1	102	2	Meyrick/Meyrick	SPICE SE89C	1:00.197	22		117.05
2	101	2	McKay/Ward	SPICE SE88C	1:04.614	22	4.417	109.05
3	115	2	Pearson/Lockie	ADA	1:05.486	20	5.289	107.60
4	124	2	Stretton	Tiga GC287	1:12.095	18	11.898	97.73
5	112	2	Fay	TIGA GT287	1:15.806	14	15.609	92.95
6	140	2	Miles	JAGUAR XJR 5B	1:25.319	5	25.122	82.58

Cars 22, 41 - No working transponder
Weather/Track: Sun /Dry

Donington Park
Circuit Length = 1.9573 miles.
Start: 14:10 End: 14:50

Clerk of the Course:		Timekeeper:
----------------------	--	-------------

Group C Sports Cars

QUALIFYING - LAP ANALYSIS - Donington Park - 30 April/1 May 2011

4	Pearson	JAGUAR XJR 11					
1 - X:00.000	6 - 1:06.265	11 - 6:04.806P	16 - 1:04.707	21 - 1:02.525	26 - 1:02.682		
2 - 1:14.735	7 - 1:04.468	12 - 1:34.330	17 - 1:03.298	22 - 1:01.921	27 - 1:13.481P		
3 - 1:19.220	8 - 1:03.966	13 - 1:05.957	18 - 1:06.434	23 - 1:02.743			
4 - 1:11.919	9 - 1:04.007	14 - 1:04.852	19 - 1:23.889P	24 - 1:02.022			
5 - 1:06.977	10 - 1:17.457P	15 - 1:03.024	20 - 2:45.646	25 - 1:08.195			
5	Rosina/Mondini	SPICE SE89P					
1 - X:00.000	6 - 1:19.390P	11 - 59.722					
2 - 1:22.998	7 - 7:31.193	12 - 1:05.961					
3 - 1:16.189	8 - 1:04.316	13 - 1:23.077					
4 - 1:04.677	9 - 1:01.321	14 - 1:08.762P					
5 - 1:03.135	10 - 1:02.906						
6	Clevely	LANCIA LC2					
1 - X:00.000	6 - 1:14.674	11 - 1:16.689	16 - 1:09.030				
2 - 1:21.394	7 - 1:13.599	12 - 1:14.712	17 - 1:09.291				
3 - 1:24.255	8 - 1:16.140	13 - 1:26.417P	18 - 1:14.074				
4 - 1:18.191	9 - 1:14.256	14 - 4:33.652	19 - 1:10.880				
5 - 1:15.816	10 - 1:17.310	15 - 1:11.058	20 - 1:18.047P				
9	Chester	SPICE SE88P					
1 - X:00.000	6 - 1:08.469						
2 - 1:16.380	7 - 1:07.199						
3 - 1:19.173	8 - 1:06.420						
4 - 1:15.940	9 - 1:26.398P						
5 - 1:14.468							
14	Law	JAGUAR XJR 9					
1 - X:00.000	6 - 1:14.483P	11 - 3:57.701					
2 - 1:13.349	7 - 3:16.136	12 - 1:02.822					
3 - 1:09.287	8 - 1:02.331	13 - 1:06.093					
4 - 1:04.502	9 - 1:01.963	14 - 1:11.691P					
5 - 1:01.912	10 - 1:12.559P						
18	Whight/Wallace	ASTON MARTIN AMR1					
1 - X:00.000	6 - 1:05.455						
2 - 1:32.740P	7 - 1:12.466P						
3 - 2:26.568	8 - 7:44.880						
4 - 1:09.588	9 - 1:32.464P						
5 - 1:07.002							

Weather/Track: Sun /Dry

www.mstworld.com

Page 1 of 4

Donington Park
Circuit Length = 1.9573 miles.
Start: 14:10 End: 14:50

Printed - 14:53 Saturday, 30 April 2011

Group C Sports Cars

QUALIFYING - LAP ANALYSIS - Donington Park - 30 April/1 May 2011

(contd.)

21	Espirito Santo/Bravo	SPICE SE90C				
1 - X:00.000	6 - 1:14.826	11 - 1:08.060	16 - 5:32.130	21 - 1:07.166		
2 - 1:26.775	7 - 1:14.922P	12 - 1:05.227	17 - 1:15.596	22 - 1:06.879		
3 - 1:33.893	8 - 6:37.426	13 - 1:06.186	18 - 1:13.033			
4 - 1:17.110	9 - 1:18.797	14 - 1:04.555	19 - 1:16.080P			
5 - 1:13.999	10 - 1:10.028	15 - 1:13.636P	20 - 3:54.790			
22	Eyre	JAGUAR XJR16				
1 - X:00.000	6 - X:00.000	11 - 1:24.489P	16 - 1:27.395P			
2 - 1:16.548	7 - 1:10.010	12 - 2:12.073	17 - 2:44.685			
3 - 1:16.033	8 - 1:06.613	13 - 1:08.976	18 - 1:06.855			
4 - 1:07.764	9 - 1:08.819	14 - 1:09.331	19 - 1:06.464			
5 - 1:21.811P	10 - 1:07.643	15 - 1:06.848	20 - 1:25.645P			
25	Kubota	NISSAN R90C				
1 - X:00.000	6 - 1:30.762					
2 - 1:17.642	7 - 1:07.917					
3 - 1:05.810	8 - 1:07.861					
4 - 1:04.581	9 - 1:08.617					
5 - 1:12.232	10 - 1:04.450					
27	Tandy/Stretton	NISSAN RC90				
1 - X:00.000	6 - 1:03.972	11 - 1:09.909	16 - 1:18.308P	21 - 1:04.340	26 - 1:16.113P	
2 - 1:16.598	7 - 1:03.496	12 - 1:02.799	17 - 5:26.295	22 - 1:04.065		
3 - 1:15.356	8 - 1:06.618	13 - 1:02.452	18 - 1:05.573	23 - 1:05.345		
4 - 1:27.558	9 - 1:07.962	14 - 1:06.862	19 - 1:03.592	24 - 1:03.188		
5 - 1:04.624	10 - 1:03.571	15 - 1:02.523	20 - 1:05.619	25 - 1:05.054		
31	Berridge	MERCEDES C11				
1 - X:00.000	6 - 1:16.506	11 - 1:23.679P				
2 - 1:12.173	7 - 1:22.551					
3 - 1:00.269	8 - 1:10.684					
4 - 59.896	9 - 1:14.470					
5 - 59.780	10 - 59.001					
40	Bateman	SPICE SE90C				
1 - X:00.000	6 - 1:16.484	11 - 1:22.192				
2 - 1:31.296	7 - 1:15.938	12 - 1:13.142				
3 - 1:23.809	8 - 1:14.406	13 - 1:11.370				
4 - 1:21.813	9 - 1:20.808	14 - 1:32.034P				
5 - 1:20.028	10 - 1:13.546					

Weather/Track: Sun /Dry

www.mstworld.com

Page 2 of 4

Donington Park
Circuit Length = 1.9573 miles.
Start: 14:10 End: 14:50

Printed - 14:53 Saturday, 30 April 2011

Group C Sports Cars

QUALIFYING - LAP ANALYSIS - Donington Park - 30 April/1 May 2011

(contd.)

41	Mercer	SPICE SE90C					
1 - X:00.000	6 - 1:06.150	11 - 1:08.181	16 - 4:34.134	21 - 1:17.274P			
2 - 1:15.694	7 - 1:04.747	12 - 1:05.507	17 - 1:03.944				
3 - 1:14.026	8 - 1:20.508P	13 - 1:04.466	18 - 1:08.761				
4 - 1:07.837	9 - 6:45.139	14 - 1:03.963	19 - 1:03.737				
5 - 1:07.127	10 - 1:13.190	15 - 1:21.498P	20 - 1:02.630				
44	Buncombe	JAGUAR XJR 9					
1 - X:00.000	6 - 3:16.677	11 - 1:05.311	16 - 1:03.849	21 - 1:03.578	26 - 1:02.775		
2 - 1:16.701	7 - 1:08.554	12 - 1:04.589	17 - 1:03.057	22 - 1:02.395	27 - 1:24.868P		
3 - 1:12.723	8 - 1:07.491	13 - 1:04.193	18 - 1:03.011	23 - 1:15.602			
4 - 1:08.512	9 - 1:19.983P	14 - 1:03.572	19 - 1:22.675P	24 - 1:02.434			
5 - 1:22.047P	10 - 3:29.602	15 - 1:14.598	20 - 4:27.600	25 - 1:08.281			
60	Rickenbacher	CHEETAH CT606					
1 - X:00.000	6 - 1:38.337P						
2 - 1:19.041							
3 - 1:16.067							
4 - 1:11.156							
5 - 1:08.886							
101	McKay/Ward	SPICE SE88C					
1 - X:00.000	6 - 1:13.739	11 - 4:04.172	16 - 1:05.052	21 - 1:11.192			
2 - 1:23.235	7 - 1:12.966	12 - 1:05.418	17 - 1:20.187P	22 - 1:26.936P			
3 - 1:20.054	8 - 1:26.652P	13 - 1:04.614	18 - 4:44.732				
4 - 1:21.407	9 - 3:22.208	14 - 1:05.689	19 - 1:10.124				
5 - 1:16.915	10 - 1:23.057P	15 - 1:04.632	20 - 1:11.484				
102	Meyrick/Meyrick	SPICE SE89C					
1 - X:00.000	6 - 1:05.133	11 - 1:17.312P	16 - 1:00.898	21 - 1:00.310			
2 - 1:09.005	7 - 1:12.024P	12 - 9:53.864	17 - 1:00.240	22 - 1:14.152P			
3 - 1:05.467	8 - 4:47.457	13 - 1:08.624	18 - 1:09.202P				
4 - 1:12.055	9 - 1:01.683	14 - 1:00.747	19 - 3:17.048				
5 - 1:11.197	10 - 1:00.847	15 - 1:02.305	20 - 1:00.197				
112	Fay	TIGA GT287					
1 - X:00.000	6 - 1:17.124	11 - 1:15.806					
2 - 1:21.397	7 - 1:16.283	12 - 1:18.943					
3 - 1:25.733	8 - 1:18.789	13 - 1:15.875					
4 - 1:24.127P	9 - 1:17.170	14 - 1:22.601P					
5 - 2:04.658	10 - 1:17.044						

Weather/Track: Sun /Dry

www.mstworld.com

Page 3 of 4

Donington Park
Circuit Length = 1.9573 miles.
Start: 14:10 End: 14:50

Printed - 14:53 Saturday, 30 April 2011

Group C Sports Cars

QUALIFYING - LAP ANALYSIS - Donington Park - 30 April/1 May 2011

(contd.)

115	Pearson/Lockie	ADA			
1 - X:00.000	6 - 1:06.101	11 - 4:54.563	16 - 1:06.935		
2 - 1:11.069	7 - 1:06.463	12 - 1:09.565	17 - 1:07.667		
3 - 1:29.447	8 - 1:05.486	13 - 1:08.776	18 - 1:06.105		
4 - 1:08.483	9 - 1:06.141	14 - 1:08.889	19 - 1:07.005		
5 - 1:07.955	10 - 1:13.136P	15 - 1:08.789	20 - 1:17.825P		
124	Stretton	Tiga GC287			
1 - X:00.000	6 - 1:16.803	11 - 1:15.150	16 - 1:12.301		
2 - 1:22.597	7 - 1:13.701	12 - 1:18.245	17 - 1:14.344		
3 - 1:26.710	8 - 1:12.414	13 - 1:24.560	18 - 1:41.056P		
4 - 1:14.847	9 - 1:12.479	14 - 1:15.748			
5 - 1:15.373	10 - 1:17.720	15 - 1:12.095			
140	Miles	JAGUAR XJR 5B			
1 - X:00.000					
2 - 1:33.088					
3 - 1:25.451					
4 - 1:25.319					
5 - 1:35.150P					

Weather/Track: Sun /Dry

www.mstworld.com


Page 4 of 4

Donington Park
Circuit Length = 1.9573 miles.
Start: 14:10 End: 14:50

Printed - 14:53 Saturday, 30 April 2011

Group C Sports Cars

AMENDED GRID FOR RACE 11 - Donington Park - 30 April/1 May 2011

ROW 10	112	Fay	140	Miles
ROW 9	40	Bateman	124	Stretton
ROW 8	60	Rickenbacher	6	Clevely
ROW 7	9	Chester	22	Eyre
ROW 6	18	Whight/Wallace	115	Pearson/Lockie
ROW 5	21	Espirito Santo/Bravo	101	McKay/Ward
ROW 4	41	Mercer	25	Kubota
ROW 3	44	Buncombe	27	Tandy/Stretton
ROW 2	14	Law	4	Pearson
ROW 1	31	Berridge	102	Meyrick/Meyrick
POLE				
				

Car 5 will not start
Weather/Track: Sun /Dry

Donington Park
Circuit Length = 1.9573 km.
Start: 14:10 End: 14:50

Clerk of the Course:

Timekeeper:

Group C Sports Cars

RACE 11 - CLASSIFICATION - Donington Park - 30 April/1 May 2011

POS	NO	CL	DRIVER	CAR	TIME	LAPS	GAP	MPH	BEST
1	31	1	Berridge	MERCEDES C11	1:00:41.137	54		104.46	1:00.701
2	14	1	Law	JAGUAR XJR 9	1:00:52.977	53	1 LAP	102.20	1:02.500
3	25	1	Kubota	NISSAN R90C	1:01:41.873	53	1 LAP	100.85	1:00.838
4	102	2	Meyrick/Meyrick	SPICE SE89C	1:01:30.422	52	2 LAPS	99.25	1:02.017
5	27	1	Stretton/Tandy	NISSAN RC90	1:01:32.318	52	2 LAPS	99.20	1:02.595
6	21	1	Espirito Santo/Bravo	SPICE SE90C	1:01:45.317	51	3 LAPS	96.95	1:04.618
7	115	2	Pearson/Lockie	ADA	1:00:59.310	49	5 LAPS	94.32	1:06.975
8	22	1	Eyre	JAGUAR XJR16	1:01:22.794	48	6 LAPS	91.80	1:07.642
9	101	2	Ward/McKay	SPICE SE88C	1:00:48.805	47	7 LAPS	90.73	1:05.336
10	6	1	Clevely	LANCIA LC2	1:01:16.311	47	7 LAPS	90.05	1:10.086
11	44	1	Buncombe	JAGUAR XJR 9	53:48.743	46	8 LAPS	100.35	1:02.713
12	4	1	Pearson	JAGUAR XJR 11	1:00:54.017	44	10 LAPS	84.81	1:02.612
13	140	2	Miles	JAGUAR XJR 5B	1:01:56.684	44	10 LAPS	83.38	1:13.809
NOT CLASSIFIED									
18	1	1	Wallace/Whight	ASTON MARTIN AMR1	38:15.094	29	D.N.F.	88.98	1:05.992
9	1	1	Chester	SPICE SE88P	38:22.120	29	D.N.F.	88.71	1:08.864
112	2	1	Fay	TIGA GT287	38:47.265	25	D.N.F.	75.64	1:16.107
60	1	1	Rickenbacher	CHEETAH CT606	26:21.282	18	D.N.F.	80.13	1:10.922
41	1	1	Mercer	SPICE SE90C	5:56.842	5	D.N.F.	98.41	1:07.099
FASTEST LAP									
31	1	1	Berridge	MERCEDES C11	1:00.701	40	116.08mph	186.81kph	
102	2	1	Meyrick/Meyrick	SPICE SE89C	1:02.017	23	113.61mph	182.85kph	

Weather/Track: Sun /Dry

These results are provisional until the conclusion of any judicial and technical matters.

Donington Park
Circuit Length = 1.9573 miles.
Start: 16:34 End: 17:34

Clerk of the Course:	Timekeeper:
----------------------	-------------

Group C Sports Cars

RACE 11 - CLASSIFICATION BY CLASS - Donington Park - 30 April/1 May 2011

POS	NO	CL	DRIVER	CAR	TIME	LAPS	GAP	MPH	BEST
1	31	1	Berridge	MERCEDES C11	1:00:41.137	54		104.46	1:00.701
2	14	1	Law	JAGUAR XJR 9	1:00:52.977	53	1 LAP	102.20	1:02.500
3	25	1	Kubota	NISSAN R90C	1:01:41.873	53	1 LAP	100.85	1:00.838
4	27	1	Stretton/Tandy	NISSAN RC90	1:01:32.318	52	2 LAPS	99.20	1:02.595
5	21	1	Espirito Santo/Bravo	SPICE SE90C	1:01:45.317	51	3 LAPS	96.95	1:04.618
6	22	1	Eyre	JAGUAR XJR16	1:01:22.794	48	6 LAPS	91.80	1:07.642
7	6	1	Clevely	LANCIA LC2	1:01:16.311	47	7 LAPS	90.05	1:10.086
8	44	1	Buncombe	JAGUAR XJR 9	53:48.743	46	8 LAPS	100.35	1:02.713
9	4	1	Pearson	JAGUAR XJR 11	1:00:54.017	44	10 LAPS	84.81	1:02.612
NOT CLASSIFIED									
18	1		Wallace/Whight	ASTON MARTIN AMR1	38:15.094	29	D.N.F.	88.98	1:05.992
9	1		Chester	SPICE SE88P	38:22.120	29	D.N.F.	88.71	1:08.864
60	1		Rickenbacher	CHEETAH CT606	26:21.282	18	D.N.F.	80.13	1:10.922
41	1		Mercer	SPICE SE90C	5:56.842	5	D.N.F.	98.41	1:07.099
FASTEST LAP									
31	1		Berridge	MERCEDES C11	1:00.701	40	116.08mph	186.81kph	

Weather/Track: Sun /Dry

These results are provisional until the conclusion of any judicial and technical matters.

Donington Park
Circuit Length = 1.9573 miles.
Start: 16:34 End: 17:34

Clerk of the Course:

Timekeeper:

Group C Sports Cars

RACE 11 - CLASSIFICATION BY CLASS - Donington Park - 30 April/1 May 2011

(contd.)

POS	NO	CL	DRIVER	CAR	TIME	LAPS	GAP	MPH	BEST	
1	102	2	Meyrick/Meyrick	SPICE SE89C	1:01:30.422	52		99.25	1:02.017	
2	115	2	Pearson/Lockie	ADA	1:00:59.310	49	3 LAPS	94.32	1:06.975	
3	101	2	Ward/McKay	SPICE SE88C	1:00:48.805	47	5 LAPS	90.73	1:05.336	
4	140	2	Miles	JAGUAR XJR 5B	1:01:56.684	44	8 LAPS	83.38	1:13.809	
				NOT CLASSIFIED						
	112	2	Fay	TIGA GT287	38:47.265	25	D.N.F.	75.64	1:16.107	
				FASTEST LAP						
	102	2	Meyrick/Meyrick	SPICE SE89C	1:02.017	23	113.61mph	182.85kph		

Weather/Track: Sun /Dry

These results are provisional until the conclusion of any judicial and technical matters.

Donington Park
Circuit Length = 1.9573 miles.
Start: 16:34 End: 17:34

Clerk of the Course:

Timekeeper:

Group C Sports Cars

RACE 11 - LAP ANALYSIS - Donington Park - 30 April/1 May 2011

4	Pearson	JAGUAR XJR 11				
1 - 1:07.262	11 - 1:04.893	21 - 1:03.858	31 - 1:02.902	41 - 1:04.968		
2 - 1:04.299	12 - 1:05.614	22 - 1:11.466P	32 - 1:04.870	42 - 1:03.045		
3 - 1:04.682	13 - 1:03.743	23 - 5:23.737	33 - 1:05.010	43 - 1:04.098		
4 - 1:05.099	14 - X:00.000	24 - 1:03.178	34 - 1:02.698	44 - 1:04.292		
5 - 1:04.498	15 - 1:10.301	25 - 1:03.244	35 - 1:02.612			
6 - 1:05.330	16 - 1:04.581	26 - 1:04.299	36 - 1:03.375			
7 - 1:03.902	17 - 1:03.448	27 - 1:05.098	37 - 1:02.799			
8 - 1:06.192	18 - 1:02.760	28 - 1:03.553	38 - 1:04.161			
9 - 1:04.257	19 - 1:03.472	29 - 1:03.157	39 - 1:06.073			
10 - 1:03.857	20 - 1:03.256	30 - 1:02.843	40 - 1:03.967			
6	Clevely	LANCIA LC2				
1 - 1:23.544	11 - 1:12.034	21 - 1:13.107	31 - 1:10.236	41 - 1:10.431		
2 - 1:14.315	12 - 1:11.722	22 - 1:11.085	32 - 1:10.328	42 - 1:11.972		
3 - 1:13.816	13 - 1:13.816	23 - 1:11.670	33 - 1:10.128	43 - 1:11.316		
4 - 1:13.567	14 - 1:12.003	24 - 1:10.967	34 - 1:10.397	44 - 1:11.034		
5 - 1:13.803	15 - 1:11.424	25 - 1:12.931	35 - 1:10.709	45 - 1:10.603		
6 - 1:14.100	16 - 1:12.047	26 - 1:22.414P	36 - 1:12.544	46 - 1:10.385		
7 - 1:14.659	17 - 1:13.074	27 - 5:38.210	37 - 1:11.791	47 - 1:10.453		
8 - 1:13.270	18 - 1:10.980	28 - 1:11.630	38 - 1:14.027			
9 - 1:15.579	19 - 1:14.351	29 - 1:11.646	39 - 1:11.586			
10 - 1:13.005	20 - 1:12.533	30 - 1:10.086	40 - 1:10.983			
9	Chester	SPICE SE88P				
1 - 1:16.479	6 - 1:09.876	11 - 1:09.995	16 - 1:09.721	21 - 1:17.712P	26 - 1:10.052	
2 - 1:09.300	7 - 1:08.864	12 - 1:10.892	17 - 1:09.343	22 - 5:33.288	27 - 1:09.684	
3 - 1:10.831	8 - 1:09.682	13 - 1:11.365	18 - 1:09.388	23 - 1:09.556	28 - 1:09.696	
4 - 1:09.492	9 - 1:10.473	14 - 1:09.203	19 - 1:09.198	24 - 1:09.275	29 - 1:09.635	
5 - 1:09.373	10 - 1:10.543	15 - 1:10.465	20 - 1:09.620	25 - 1:09.119		
14	Law	JAGUAR XJR 9				
1 - 1:08.120	11 - 1:04.872	21 - 1:04.018	31 - 1:09.855P	41 - 1:03.931	51 - 1:02.886	
2 - 1:04.283	12 - 1:04.720	22 - 1:03.856	32 - 5:22.364	42 - 1:04.833	52 - 1:02.913	
3 - 1:04.596	13 - 1:04.708	23 - 1:04.067	33 - 1:03.886	43 - 1:03.498	53 - 1:03.196	
4 - 1:05.109	14 - 1:03.258	24 - 1:04.695	34 - 1:03.970	44 - 1:03.172		
5 - 1:04.217	15 - 1:03.703	25 - 1:02.524	35 - 1:03.499	45 - 1:02.980		
6 - 1:05.456	16 - 1:04.467	26 - 1:02.884	36 - 1:06.485	46 - 1:02.912		
7 - 1:03.577	17 - 1:03.543	27 - 1:02.722	37 - 1:04.521	47 - 1:03.614		
8 - 1:05.368	18 - 1:04.133	28 - 1:02.715	38 - 1:02.749	48 - 1:06.261		
9 - 1:04.338	19 - 1:03.401	29 - 1:03.172	39 - 1:02.500	49 - 1:02.999		
10 - 1:03.631	20 - 1:02.895	30 - 1:02.912	40 - 1:03.565	50 - 1:04.428		

Weather/Track: Sun /Dry

www.mstworld.com

Page 1 of 5

Donington Park
Circuit Length = 1.9573 miles.
Start: 16:34 End: 17:34

Printed - 17:38 Sunday, 01 May 2011

Group C Sports Cars

RACE 11 - LAP ANALYSIS - Donington Park - 30 April/1 May 2011

(contd.)

18	Wallace/Whight	ASTON MARTIN AMR1				
1 - 1:12.825	6 - 1:08.526	11 - 1:08.536	16 - 1:08.980	21 - 1:09.168	26 - 5:07.576	
2 - 1:07.211	7 - 1:08.106	12 - 1:10.309	17 - 1:05.992	22 - 1:08.882	27 - 1:08.603	
3 - 1:07.657	8 - 1:10.931	13 - 1:09.764	18 - 1:06.206	23 - 1:08.448	28 - 1:08.258	
4 - 1:07.549	9 - 1:18.747P	14 - 1:09.071	19 - 1:08.308	24 - 1:07.542	29 - 1:17.775P	
5 - 1:08.742	10 - 1:50.799	15 - 1:06.780	20 - 1:07.411	25 - 1:16.392P		
21	Espirito Santo/Bravo	SPICE SE90C				
1 - 1:17.161	11 - 1:09.129	21 - 1:07.979	31 - 1:05.693	41 - 1:05.071	51 - 1:05.571	
2 - 1:10.503	12 - 1:08.027	22 - 1:07.051	32 - 1:06.232	42 - 1:07.056		
3 - 1:08.935	13 - 1:06.734	23 - 1:07.120	33 - 1:05.580	43 - 1:06.292		
4 - 1:07.751	14 - 1:08.771	24 - 1:12.762P	34 - 1:05.254	44 - 1:04.618		
5 - 1:07.036	15 - 1:06.961	25 - 5:40.937	35 - 1:05.794	45 - 1:04.666		
6 - 1:07.782	16 - 1:08.361	26 - 1:07.161	36 - 1:05.751	46 - 1:05.746		
7 - 1:07.805	17 - 1:09.387	27 - 1:06.037	37 - 1:05.093	47 - 1:05.428		
8 - 1:07.360	18 - 1:08.981	28 - 1:04.993	38 - 1:06.408	48 - 1:05.688		
9 - 1:08.440	19 - 1:07.998	29 - 1:05.518	39 - 1:04.845	49 - 1:08.600		
10 - 1:08.453	20 - 1:09.141	30 - 1:07.814	40 - 1:05.417	50 - 1:08.426		
22	Eyre	JAGUAR XJR16				
1 - 1:18.660	11 - 1:10.471	21 - 1:09.467	31 - 1:08.407	41 - 1:08.797		
2 - 1:11.926	12 - 1:09.089	22 - 1:09.093	32 - 1:08.822	42 - 1:10.277		
3 - 1:10.453	13 - 1:10.398	23 - 1:10.451	33 - 1:11.495	43 - 1:12.915		
4 - 1:09.316	14 - 1:10.513	24 - 1:08.778	34 - 1:10.194	44 - 1:07.642		
5 - 1:09.949	15 - 1:09.120	25 - 1:09.440	35 - 1:09.334	45 - 1:07.671		
6 - 1:10.524	16 - 1:09.535	26 - 1:10.173	36 - 1:10.859	46 - 1:07.818		
7 - 1:10.735	17 - 1:12.797	27 - 1:16.372P	37 - 1:08.921	47 - 1:08.677		
8 - 1:14.496	18 - 1:08.590	28 - 6:25.182	38 - 1:10.970	48 - 1:10.642		
9 - 1:10.546	19 - 1:08.394	29 - 1:09.673	39 - 1:08.303			
10 - 1:11.111	20 - 1:08.499	30 - 1:08.046	40 - 1:09.253			
25	Kubota	NISSAN R90C				
1 - 1:24.885	11 - 1:05.617	21 - 1:02.975	31 - 1:04.374	41 - 1:02.193	51 - 1:06.946	
2 - 1:08.061	12 - 1:03.662	22 - 1:00.838	32 - 1:04.906	42 - 1:02.269	52 - 1:04.358	
3 - 1:09.566	13 - 1:03.410	23 - 1:01.540	33 - 1:02.334	43 - 1:01.678	53 - 1:06.479	
4 - 1:07.914	14 - 1:02.451	24 - 1:02.510	34 - 1:05.091	44 - 1:02.575		
5 - 1:03.670	15 - 1:04.249	25 - 1:02.668	35 - 1:03.409	45 - 1:03.159		
6 - 1:04.294	16 - 1:04.303	26 - 1:03.981	36 - 1:01.849	46 - 1:02.029		
7 - 1:02.317	17 - 1:01.849	27 - 1:01.124	37 - 1:01.607	47 - 1:02.630		
8 - 1:05.793	18 - 1:03.160	28 - 1:01.234	38 - 1:02.055	48 - 1:02.193		
9 - 1:02.127	19 - 1:05.196	29 - 1:30.928P	39 - 1:02.732	49 - 1:03.320		
10 - 1:03.832	20 - 1:02.947	30 - 5:48.473	40 - 1:03.671	50 - 1:04.442		

Weather/Track: Sun /Dry

www.mstworld.com

Page 2 of 5

Donington Park
Circuit Length = 1.9573 miles.
Start: 16:34 End: 17:34

Printed - 17:38 Sunday, 01 May 2011

Group C Sports Cars

RACE 11 - LAP ANALYSIS - Donington Park - 30 April/1 May 2011

(contd.)

27	Stretton/Tandy	NISSAN RC90				
1 - 1:18.326	11 - 1:04.263	21 - 1:03.438	31 - 5:27.534	41 - 1:05.500	51 - 1:04.563	
2 - 1:09.716	12 - 1:05.836	22 - 1:02.978	32 - 1:31.933	42 - 1:09.352	52 - 1:05.256	
3 - 1:06.731	13 - 1:05.378	23 - 1:02.771	33 - 1:06.344	43 - 1:06.412		
4 - 1:05.211	14 - 1:04.168	24 - 1:04.025	34 - 1:07.757	44 - 1:04.959		
5 - 1:04.251	15 - 1:03.808	25 - 1:03.200	35 - 1:08.310	45 - 1:04.572		
6 - 1:03.970	16 - 1:03.248	26 - 1:03.990	36 - 1:07.276	46 - 1:05.367		
7 - 1:04.831	17 - 1:02.595	27 - 1:03.672	37 - 1:07.372	47 - 1:05.439		
8 - 1:03.798	18 - 1:04.322	28 - 1:02.801	38 - 1:06.130	48 - 1:05.162		
9 - 1:04.658	19 - 1:05.294	29 - 1:03.701	39 - 1:05.380	49 - 1:04.935		
10 - 1:04.897	20 - 1:05.264	30 - 1:09.573P	40 - 1:05.788	50 - 1:06.263		
31	Berridge	MERCEDES C11				
1 - 1:04.947	11 - 1:02.657	21 - 1:02.572	31 - 1:01.643	41 - 1:02.534	51 - 1:02.867	
2 - 1:02.854	12 - 1:03.339	22 - 1:01.842	32 - 1:01.552	42 - 1:01.977	52 - 1:02.852	
3 - 1:02.385	13 - 1:03.319	23 - 1:01.197	33 - 1:02.129	43 - 1:01.848	53 - 1:02.114	
4 - 1:02.415	14 - 1:02.661	24 - 1:00.853	34 - 1:02.430	44 - 1:01.823	54 - 1:06.542	
5 - 1:03.628	15 - 1:02.014	25 - 1:06.533P	35 - 1:02.344	45 - 1:02.162		
6 - 1:02.728	16 - 1:02.053	26 - 5:26.232	36 - 1:02.332	46 - 1:02.239		
7 - 1:02.169	17 - 1:02.007	27 - 1:02.173	37 - 1:02.616	47 - 1:02.320		
8 - 1:02.651	18 - 1:02.769	28 - 1:01.931	38 - 1:02.171	48 - 1:04.353		
9 - 1:02.727	19 - 1:02.804	29 - 1:01.585	39 - 1:01.050	49 - 1:02.663		
10 - 1:03.403	20 - 1:02.127	30 - 1:02.733	40 - 1:00.701	50 - 1:02.567		
41	Mercer	SPICE SE90C				
1 - 1:10.592						
2 - 1:07.487						
3 - 1:07.099						
4 - 1:08.215						
5 - 1:23.449P						
44	Buncombe	JAGUAR XJR 9				
1 - 1:08.771	11 - 1:07.613	21 - 1:03.713	31 - 1:03.406	41 - 1:03.021		
2 - 1:05.075	12 - 1:06.244	22 - 1:03.352	32 - 1:04.331	42 - 1:04.263		
3 - 1:04.331	13 - 1:03.779	23 - 1:04.231	33 - 1:05.310	43 - 1:05.959		
4 - 1:05.693	14 - 1:05.108	24 - 1:04.536	34 - 1:03.443	44 - 1:03.531		
5 - 1:04.153	15 - 1:03.321	25 - 1:04.180	35 - 1:03.635	45 - 1:03.898		
6 - 1:04.558	16 - 1:03.115	26 - 1:07.692P	36 - 1:04.470	46 - 1:09.203		
7 - 1:03.688	17 - 1:04.235	27 - 5:21.782	37 - 1:03.719			
8 - 1:05.439	18 - 1:06.128	28 - 1:03.652	38 - 1:02.713			
9 - 1:04.578	19 - 1:04.697	29 - 1:05.667	39 - 1:04.098			
10 - 1:04.061	20 - 1:03.402	30 - 1:03.744	40 - 1:03.205			

Weather/Track: Sun /Dry

www.mstworld.com

Page 3 of 5

Donington Park
Circuit Length = 1.9573 miles.
Start: 16:34 End: 17:34

Printed - 17:38 Sunday, 01 May 2011

Group C Sports Cars

RACE 11 - LAP ANALYSIS - Donington Park - 30 April/1 May 2011

(contd.)

60	Rickenbacher	CHEETAH CT606				
1 - 1:20.254	6 - 1:12.038	11 - 1:15.133	16 - 1:13.429			
2 - 1:12.128	7 - 1:13.133	12 - 1:14.612	17 - 1:37.312P			
3 - 1:10.922	8 - 1:12.637	13 - 1:13.083	18 - 5:10.176P			
4 - 1:12.981	9 - 1:13.085	14 - 1:11.715				
5 - 1:11.202	10 - 1:14.145	15 - 1:13.297				
101	Ward/McKay	SPICE SE88C				
1 - 1:12.184	11 - 1:07.756	21 - 1:06.174	31 - 1:18.530	41 - 1:14.264		
2 - 1:05.398	12 - 1:08.426	22 - 1:07.808	32 - 1:16.410	42 - 1:17.359		
3 - 1:05.336	13 - 1:06.403	23 - 1:05.531	33 - 1:19.856	43 - 1:15.402		
4 - 1:05.514	14 - 1:06.795	24 - 1:09.878P	34 - 1:20.123	44 - 1:13.899		
5 - 1:06.329	15 - 1:06.455	25 - 5:41.614	35 - 1:16.246	45 - 1:15.509		
6 - 1:07.092	16 - 1:05.602	26 - 1:18.753	36 - 1:16.043	46 - 1:17.722		
7 - 1:06.521	17 - 1:05.581	27 - 1:15.302	37 - 1:17.756	47 - 1:16.240		
8 - 1:06.049	18 - 1:09.417	28 - 1:16.078	38 - 1:20.002			
9 - 1:07.418	19 - 1:05.578	29 - 1:17.124	39 - 1:20.262			
10 - 1:08.893	20 - 1:05.923	30 - 1:20.558	40 - 1:15.692			
102	Meyrick/Meyrick	SPICE SE89C				
1 - 1:05.324	11 - 1:03.142	21 - 1:02.797	31 - 1:08.215	41 - 1:09.033	51 - 1:05.009	
2 - 1:03.166	12 - 1:02.225	22 - 1:03.528	32 - 1:06.680	42 - 1:05.363	52 - 1:05.412	
3 - 1:02.424	13 - 1:02.075	23 - 1:02.017	33 - 1:08.544	43 - 1:05.302		
4 - 1:03.384	14 - 1:02.225	24 - 1:02.511	34 - 1:06.622	44 - 1:05.875		
5 - 1:03.908	15 - 1:03.647	25 - 1:02.689	35 - 1:06.821	45 - 1:07.640		
6 - 1:02.373	16 - 1:03.035	26 - 1:02.709	36 - 1:07.368	46 - 1:05.685		
7 - 1:02.394	17 - 1:02.186	27 - 1:08.181P	37 - 1:05.398	47 - 1:06.205		
8 - 1:06.125	18 - 1:03.062	28 - 6:01.680	38 - 1:06.477	48 - 1:05.948		
9 - 1:04.734	19 - 1:02.555	29 - 1:24.079	39 - 1:07.876	49 - 1:06.278		
10 - 1:02.364	20 - 1:03.526	30 - 1:09.692	40 - 1:05.511	50 - 1:09.403		
112	Fay	TIGA GT287				
1 - 1:33.647	6 - 1:22.753	11 - 1:21.057	16 - 1:19.483	21 - 1:20.572		
2 - 1:30.486	7 - 1:22.921	12 - 1:21.668	17 - 1:17.474	22 - 1:16.107		
3 - 1:23.238	8 - 1:22.634	13 - 1:19.962	18 - 1:19.553	23 - 1:18.484		
4 - 1:23.569	9 - 1:20.448	14 - 1:17.661	19 - 1:27.111P	24 - 1:18.402		
5 - 1:21.387	10 - 1:19.288	15 - 1:21.137	20 - 5:47.067	25 - 1:41.156P		

Weather/Track: Sun /Dry

www.mstworld.com

Page 4 of 5

Donington Park
Circuit Length = 1.9573 miles.
Start: 16:34 End: 17:34

Printed - 17:38 Sunday, 01 May 2011

Group C Sports Cars

RACE 11 - LAP ANALYSIS - Donington Park - 30 April/1 May 2011

(contd.)

115	Pearson/Lockie				ADA	
1 - 1:17.771	11 - 1:09.835	21 - 1:09.112	31 - 1:07.948	41 - 1:08.813		
2 - 1:12.222	12 - 1:08.797	22 - 1:09.508	32 - 1:10.131	42 - 1:08.383		
3 - 1:10.661	13 - 1:10.444	23 - 1:15.228P	33 - 1:09.969	43 - 1:08.401		
4 - 1:11.169	14 - 1:10.774	24 - 5:30.683	34 - 1:08.113	44 - 1:07.657		
5 - 1:10.400	15 - 1:08.811	25 - 1:07.862	35 - 1:07.978	45 - 1:08.021		
6 - 1:10.129	16 - 1:09.496	26 - 1:07.251	36 - 1:08.315	46 - 1:07.058		
7 - 1:10.085	17 - 1:09.664	27 - 1:06.975	37 - 1:07.498	47 - 1:07.158		
8 - 1:14.650	18 - 1:09.001	28 - 1:08.247	38 - 1:08.700	48 - 1:08.540		
9 - 1:10.325	19 - 1:08.349	29 - 1:08.646	39 - 1:07.503	49 - 1:07.003		
10 - 1:11.938	20 - 1:09.246	30 - 1:07.756	40 - 1:07.086			

140	Miles				JAGUAR XJR 5B	
1 - 1:30.326	11 - 1:18.148	21 - 6:29.528	31 - 1:15.247	41 - 1:14.204		
2 - 1:18.004	12 - 1:16.188	22 - 1:15.445	32 - 1:15.614	42 - 1:15.015		
3 - 1:17.746	13 - 1:17.276	23 - 1:15.297	33 - 1:16.255	43 - 1:17.436		
4 - 1:17.701	14 - 1:16.074	24 - 1:14.838	34 - 1:17.076	44 - 1:15.961		
5 - 1:18.140	15 - 1:16.816	25 - 1:15.977	35 - 1:18.520			
6 - 1:17.254	16 - 1:15.097	26 - 1:17.883	36 - 1:15.420			
7 - 1:18.029	17 - 1:15.674	27 - 1:16.561	37 - 1:14.278			
8 - 1:16.849	18 - 1:36.421	28 - 1:18.808	38 - 1:14.793			
9 - 1:16.742	19 - 1:16.512	29 - 1:15.312	39 - 1:14.183			
10 - 1:18.191	20 - 1:26.254P	30 - 1:15.782	40 - 1:13.809			

Weather/Track: Sun /Dry

www.mstworld.com

Page 5 of 5

Donington Park
Circuit Length = 1.9573 miles.
Start: 16:34 End: 17:34

Printed - 17:38 Sunday, 01 May 2011

Group C Sports Cars

RACE 11 - LAP CHART - Donington Park - 30 April/1 May 2011

Lap 1			Lap 2			Lap 3			Lap 4			Lap 5		
No	Behind	Laptime	No	Behind	Laptime	No	Behind	Laptime	No	Behind	Laptime	No	Behind	Laptime
31		1:04.947	31		1:02.854	31		1:02.385	31		1:02.415	31		1:03.628
102	0.377	1:05.324	102	0.689	1:03.166	102	0.728	1:02.424	102	1.697	1:03.384	102	1.977	1:03.908
4	2.315	1:07.262	4	3.760	1:04.299	4	6.057	1:04.682	4	8.741	1:05.099	140	1 LAP	1:17.701
14	3.173	1:08.120	14	4.602	1:04.283	14	6.813	1:04.596	14	9.507	1:05.109	4	9.611	1:04.498
44	3.824	1:08.771	44	6.045	1:05.075	44	7.991	1:04.331	44	11.269	1:05.693	14	10.096	1:04.217
41	5.645	1:10.592	101	9.781	1:05.398	101	12.732	1:05.336	112	1 LAP	1:23.238	44	11.794	1:04.153
101	7.237	1:12.184	41	10.278	1:07.487	41	14.992	1:07.099	101	15.831	1:05.514	101	18.532	1:06.329
18	7.878	1:12.825	18	12.235	1:07.211	18	17.507	1:07.657	41	20.792	1:08.215	18	27.755	1:08.742
9	11.532	1:16.479	9	17.978	1:09.300	27	24.587	1:06.731	18	22.641	1:07.549	27	28.006	1:04.251
21	12.214	1:17.161	21	19.863	1:10.503	9	26.424	1:10.831	27	27.383	1:05.211	112	1 LAP	1:23.569
115	12.824	1:17.771	27	20.241	1:09.716	21	26.413	1:08.935	21	31.749	1:07.751	21	35.157	1:07.036
27	13.379	1:18.326	115	22.192	1:12.222	115	30.468	1:10.661	9	33.501	1:09.492	25	37.867	1:03.670
22	13.713	1:18.660	22	22.785	1:11.926	22	30.853	1:10.453	22	37.754	1:09.316	9	39.246	1:09.373
60	15.307	1:20.254	60	24.581	1:12.128	25	32.326	1:09.566	25	37.825	1:07.914	41	40.613	1:23.449P
6	18.597	1:23.544	25	25.145	1:08.061	60	33.118	1:10.922	115	39.222	1:11.169	22	44.075	1:09.949
25	19.938	1:24.885	6	30.058	1:14.315	6	41.489	1:13.816	60	43.684	1:12.981	115	45.994	1:10.400
140	25.379	1:30.326	140	40.529	1:18.004	140	55.890	1:17.746	6	52.641	1:13.567	60	51.258	1:11.202
112	28.700	1:33.647	112	56.332	1:30.486									

Weather/Track: Sun /Dry

www.mstworld.com

Page 1 of 11

Donington Park
Circuit Length = 1.9573 miles.
Start: 16:34 End: 17:34

Printed - 17:38 Sunday, 01 May 2011

Group C Sports Cars

RACE 11 - LAP CHART - Donington Park - 30 April/1 May 2011

(contd.)

Lap 6			Lap 7			Lap 8			Lap 9			Lap 10		
No	Behind	Laptime	No	Behind	Laptime	No	Behind	Laptime	No	Behind	Laptime	No	Behind	Laptime
31		1:02.728	31		1:02.169	31		1:02.651	31		1:02.727	31		1:03.403
6	1 LAP	1:13.803	102	1.847	1:02.394	102	5.321	1:06.125	102	7.328	1:04.734	140	2 LAPS	1:16.849
102	1.622	1:02.373	6	1 LAP	1:14.100	60	1 LAP	1:13.133	22	1 LAP	1:14.496	9	1 LAP	1:10.473
4	12.213	1:05.330	4	13.946	1:03.902	112	2 LAPS	1:22.753	115	1 LAP	1:14.650	102	6.289	1:02.364
14	12.824	1:05.456	14	14.232	1:03.577	14	16.949	1:05.368	14	18.560	1:04.338	22	1 LAP	1:10.546
44	13.624	1:04.558	44	15.143	1:03.688	4	17.487	1:06.192	60	1 LAP	1:12.637	115	1 LAP	1:10.325
101	22.896	1:07.092	101	27.248	1:06.521	44	17.931	1:05.439	4	19.017	1:04.257	14	18.788	1:03.631
140	1 LAP	1:18.140	27	31.910	1:04.831	6	1 LAP	1:14.659	44	19.782	1:04.578	4	19.471	1:03.857
27	29.248	1:03.970	140	1 LAP	1:17.254	101	30.646	1:06.049	112	2 LAPS	1:22.921	44	20.440	1:04.061
18	33.553	1:08.526	18	39.490	1:08.106	27	33.057	1:03.798	6	1 LAP	1:13.270	60	1 LAP	1:13.085
25	39.433	1:04.294	25	39.581	1:02.317	25	42.723	1:05.793	27	34.988	1:04.658	27	36.482	1:04.897
21	40.211	1:07.782	21	45.847	1:07.805	18	47.770	1:10.931	101	35.337	1:07.418	101	40.827	1:08.893
9	46.394	1:09.876	9	53.089	1:08.864	21	50.556	1:07.360	25	42.123	1:02.127	25	42.552	1:03.832
22	51.871	1:10.524	22	1:00.437	1:10.735	140	1 LAP	1:18.029	21	56.269	1:08.440	6	1 LAP	1:15.579
112	1 LAP	1:21.387	115	1:01.311	1:10.085	9	1:00.120	1:09.682	18	1:03.790	1:18.747P	112	2 LAPS	1:22.634
115	53.395	1:10.129										21	1:01.319	1:08.453
60	1:00.568	1:12.038												

Weather/Track: Sun /Dry

www.mstworld.com

Page 2 of 11

Donington Park
Circuit Length = 1.9573 miles.
Start: 16:34 End: 17:34

Printed - 17:38 Sunday, 01 May 2011

Group C Sports Cars

RACE 11 - LAP CHART - Donington Park - 30 April/1 May 2011

(contd.)

Lap 11			Lap 12			Lap 13			Lap 14			Lap 15		
No	Behind	Laptime	No	Behind	Laptime	No	Behind	Laptime	No	Behind	Laptime	No	Behind	Laptime
31		1:02.657	31		1:03.339	31		1:03.319	31		1:02.661	31		1:02.014
102	6.774	1:03.142	21	1 LAP	1:09.129	6	2 LAPS	1:12.034	60	2 LAPS	1:14.612	102	5.613	1:03.647
9	1 LAP	1:10.543	112	3 LAPS	1:20.448	102	4.416	1:02.075	102	3.980	1:02.225	18	2 LAPS	1:09.764
140	2 LAPS	1:16.742	102	5.660	1:02.225	21	1 LAP	1:08.027	6	2 LAPS	1:11.722	60	2 LAPS	1:13.083
14	21.003	1:04.872	9	1 LAP	1:09.995	112	3 LAPS	1:19.288	21	1 LAP	1:06.734	21	1 LAP	1:08.771
4	21.707	1:04.893	14	22.384	1:04.720	14	23.773	1:04.708	14	24.370	1:03.258	6	2 LAPS	1:13.816
22	1 LAP	1:11.111	4	23.982	1:05.614	4	24.406	1:03.743	44	31.208	1:05.108	14	26.059	1:03.703
44	25.396	1:07.613	44	28.301	1:06.244	9	1 LAP	1:10.892	9	1 LAP	1:11.365	44	32.515	1:03.321
115	1 LAP	1:11.938	22	1 LAP	1:10.471	44	28.761	1:03.779	112	3 LAPS	1:21.057	9	1 LAP	1:09.203
27	38.088	1:04.263	140	2 LAPS	1:18.191	22	1 LAP	1:09.089	27	44.151	1:04.168	27	45.945	1:03.808
60	1 LAP	1:14.145	115	1 LAP	1:09.835	115	1 LAP	1:08.797	25	45.716	1:02.451	25	47.951	1:04.249
25	45.512	1:05.617	27	40.585	1:05.836	27	42.644	1:05.378	22	1 LAP	1:10.398	22	1 LAP	1:10.513
101	45.926	1:07.756	25	45.835	1:03.662	25	45.926	1:03.410	115	1 LAP	1:10.444	115	1 LAP	1:10.774
18	1 LAP	1:50.799	101	51.013	1:08.426	140	2 LAPS	1:18.148	101	58.231	1:06.795	112	3 LAPS	1:21.668
6	1 LAP	1:13.005	60	1 LAP	1:15.133	101	54.097	1:06.403	140	2 LAPS	1:16.188			
			18	1 LAP	1:08.536	18	1 LAP	1:10.309						

Weather/Track: Sun /Dry

www.mstworld.com

Page 3 of 11

Donington Park
Circuit Length = 1.9573 miles.
Start: 16:34 End: 17:34

Printed - 17:38 Sunday, 01 May 2011

Group C Sports Cars

RACE 11 - LAP CHART - Donington Park - 30 April/1 May 2011

(contd.)

Lap 16			Lap 17			Lap 18			Lap 19			Lap 20		
No	Behind	Laptime	No	Behind	Laptime	No	Behind	Laptime	No	Behind	Laptime	No	Behind	Laptime
31		1:02.053	31		1:02.007	31		1:02.769	31		1:02.804	31		1:02.127
101	1 LAP	1:06.455	115	2 LAPS	1:08.811	22	2 LAPS	1:09.535	9	2 LAPS	1:09.343	6	3 LAPS	1:13.074
102	6.595	1:03.035	101	1 LAP	1:05.602	115	2 LAPS	1:09.496	102	6.818	1:02.555	102	8.217	1:03.526
18	2 LAPS	1:09.071	102	6.774	1:02.186	101	1 LAP	1:05.581	101	1 LAP	1:09.417	9	2 LAPS	1:09.388
140	3 LAPS	1:17.276	112	4 LAPS	1:19.962	102	7.067	1:03.062	115	2 LAPS	1:09.664	60	3 LAPS	1:37.312P
60	2 LAPS	1:11.715	18	2 LAPS	1:06.780	18	2 LAPS	1:08.980	22	2 LAPS	1:12.797	101	1 LAP	1:05.578
21	1 LAP	1:06.961	140	3 LAPS	1:16.074	112	4 LAPS	1:17.661	18	2 LAPS	1:05.992	115	2 LAPS	1:09.001
14	28.473	1:04.467	14	30.009	1:03.543	14	31.373	1:04.133	14	31.970	1:03.401	22	2 LAPS	1:08.590
6	2 LAPS	1:12.003	21	1 LAP	1:08.361	21	1 LAP	1:09.387	44	41.057	1:04.697	18	2 LAPS	1:06.206
44	33.577	1:03.115	60	2 LAPS	1:13.297	44	39.164	1:06.128	21	1 LAP	1:08.981	14	32.738	1:02.895
27	47.140	1:03.248	44	35.805	1:04.235	140	3 LAPS	1:16.816	112	4 LAPS	1:21.137	44	42.332	1:03.402
25	50.201	1:04.303	6	2 LAPS	1:11.424	60	2 LAPS	1:13.429	27	51.771	1:05.294	21	1 LAP	1:07.998
9	1 LAP	1:10.465	27	47.728	1:02.595	27	49.281	1:04.322	25	52.826	1:05.196	25	53.646	1:02.947
22	1 LAP	1:09.120	25	50.043	1:01.849	25	50.434	1:03.160	140	3 LAPS	1:15.097	27	54.908	1:05.264
			9	1 LAP	1:09.721	6	2 LAPS	1:12.047						

Weather/Track: Sun /Dry

www.mstworld.com

Page 4 of 11

Donington Park
Circuit Length = 1.9573 miles.
Start: 16:34 End: 17:34

Printed - 17:38 Sunday, 01 May 2011

Group C Sports Cars

RACE 11 - LAP CHART - Donington Park - 30 April/1 May 2011

(contd.)

Lap 21			Lap 22			Lap 23			Lap 24			Lap 25		
No	Behind	Laptime	No	Behind	Laptime	No	Behind	Laptime	No	Behind	Laptime	No	Behind	Laptime
31		1:02.572	31		1:01.842	31		1:01.197	31		1:00.853	31		1:06.533P
112	5 LAPS	1:19.483	102	10.128	1:03.528	21	2 LAPS	1:07.979	21	2 LAPS	1:07.051	21	2 LAPS	1:07.120
140	4 LAPS	1:15.674	112	5 LAPS	1:17.474	102	10.948	1:02.017	102	12.606	1:02.511	102	8.762	1:02.689
102	8.442	1:02.797	6	3 LAPS	1:14.351	4	9 LAPS	1:23.268	4	9 LAPS	1:10.301	60	7 LAPS	5:10.176P
6	3 LAPS	1:10.980	9	2 LAPS	1:09.620	101	1 LAP	1:07.808	101	1 LAP	1:05.531	140	5 LAPS	1:26.254P
9	2 LAPS	1:09.198	101	1 LAP	1:06.174	6	3 LAPS	1:12.533	14	42.910	1:04.695	4	9 LAPS	1:04.581
101	1 LAP	1:05.923	115	2 LAPS	1:09.246	112	5 LAPS	1:19.553	6	3 LAPS	1:13.107	101	1 LAP	1:09.878P
115	2 LAPS	1:08.349	22	2 LAPS	1:08.499	14	39.068	1:04.067	115	2 LAPS	1:09.508	14	38.901	1:02.524
22	2 LAPS	1:08.394	14	36.198	1:03.856	9	2 LAPS	1:17.712P	22	2 LAPS	1:09.093	6	3 LAPS	1:11.085
14	34.184	1:04.018	140	4 LAPS	1:36.421	115	2 LAPS	1:09.112	44	51.700	1:04.536	44	49.347	1:04.180
18	2 LAPS	1:08.308	18	2 LAPS	1:07.411	22	2 LAPS	1:09.467	25	55.045	1:02.510	25	51.180	1:02.668
44	43.473	1:03.713	44	44.983	1:03.352	44	48.017	1:04.231	18	2 LAPS	1:08.882	22	2 LAPS	1:10.451
25	54.049	1:02.975	25	53.045	1:00.838	18	2 LAPS	1:09.168	27	1:01.656	1:04.025	27	58.323	1:03.200
27	55.774	1:03.438	27	56.910	1:02.978	25	53.388	1:01.540	112	5 LAPS	1:27.111P	115	2 LAPS	1:15.228P
21	1 LAP	1:09.141				140	4 LAPS	1:16.512				18	2 LAPS	1:08.448
						27	58.484	1:02.771						

Weather/Track: Sun /Dry

www.mstworld.com

Page 5 of 11

Donington Park
Circuit Length = 1.9573 miles.
Start: 16:34 End: 17:34

Printed - 17:38 Sunday, 01 May 2011

Group C Sports Cars

RACE 11 - LAP CHART - Donington Park - 30 April/1 May 2011

(contd.)

Lap 26			Lap 27			Lap 28			Lap 29			Lap 30		
No	Behind	Laptime	No	Behind	Laptime	No	Behind	Laptime	No	Behind	Laptime	No	Behind	Laptime
102		1:02.709	102		1:08.181P	14		1:02.715	14		1:03.172	14		1:02.912
21	2 LAPS	1:12.762P	4	9 LAPS	1:02.760	25	10.297	1:01.234	27	22.093	1:03.701	101	5 LAPS	5:41.614
4	9 LAPS	1:03.448	14	24.855	1:02.722	9	6 LAPS	5:33.288	9	6 LAPS	1:09.556	27	28.754	1:09.573P
14	30.314	1:02.884	25	36.633	1:01.124	27	21.564	1:02.801	31	3 LAPS	5:26.232	9	6 LAPS	1:09.275
25	43.690	1:03.981	27	46.333	1:03.672	22	2 LAPS	1:10.173	25	38.053	1:30.928P	31	3 LAPS	1:02.173
44	45.568	1:07.692P	6	3 LAPS	1:10.967	6	3 LAPS	1:12.931	22	2 LAPS	1:16.372P	115	6 LAPS	5:30.683
6	3 LAPS	1:11.670	22	2 LAPS	1:09.440	4	8 LAPS	1:03.256	112	9 LAPS	5:47.067	140	9 LAPS	6:29.528
27	50.842	1:03.990	18	2 LAPS	1:16.392P				6	3 LAPS	1:22.414P	4	8 LAPS	1:11.466P
22	2 LAPS	1:08.778	4	8 LAPS	1:03.472				4	8 LAPS	1:03.858	21	5 LAPS	5:40.937
18	2 LAPS	1:07.542												

Weather/Track: Sun /Dry

www.mstworld.com

Page 6 of 11

Donington Park
Circuit Length = 1.9573 miles.
Start: 16:34 End: 17:34

Printed - 17:38 Sunday, 01 May 2011

Group C Sports Cars

RACE 11 - LAP CHART - Donington Park - 30 April/1 May 2011

(contd.)

Lap 31			Lap 32			Lap 33			Lap 34			Lap 35		
No	Behind	Laptime	No	Behind	Laptime	No	Behind	Laptime	No	Behind	Laptime	No	Behind	Laptime
14		1:09.855P	31		1:01.552	31		1:02.129	31		1:02.430	31		1:02.344
112	10 LAPS	1:20.572	140	7 LAPS	1:15.977	101	3 LAPS	1:20.558	44	1 LAP	1:05.310	21	3 LAPS	1:06.232
44	4 LAPS	5:21.782	27	1 LAP	5:27.534	140	7 LAPS	1:17.883	6	5 LAPS	1:11.646	44	1 LAP	1:03.443
31	3 LAPS	1:01.931	102	1 LAP	1:08.215	102	1 LAP	1:06.680	101	3 LAPS	1:18.530	6	5 LAPS	1:10.086
9	6 LAPS	1:09.119	22	4 LAPS	6:25.182	22	4 LAPS	1:09.673	102	1 LAP	1:08.544	101	3 LAPS	1:16.410
115	6 LAPS	1:07.862	18	3 LAPS	1:17.775P	115	3 LAPS	1:07.756	140	7 LAPS	1:16.561	102	1 LAP	1:06.622
101	5 LAPS	1:18.753	115	3 LAPS	1:08.646	27	1 LAP	1:31.933	22	4 LAPS	1:08.046	22	4 LAPS	1:08.407
140	9 LAPS	1:15.445	9	3 LAPS	1:09.635	25	1 LAP	1:04.906	115	3 LAPS	1:07.948	25	1 LAP	1:05.091
21	5 LAPS	1:07.161	25	1 LAP	1:04.374	4	9 LAPS	1:03.178	27	1 LAP	1:06.344	115	3 LAPS	1:10.131
112	9 LAPS	1:16.107	4	9 LAPS	5:23.737	14	49.433	1:03.886	25	1 LAP	1:02.334	27	1 LAP	1:07.757
102	3 LAPS	6:01.680	14	47.676	5:22.364	21	2 LAPS	1:05.693	4	9 LAPS	1:03.244	4	9 LAPS	1:04.299
44	3 LAPS	1:03.652	21	2 LAPS	1:07.814				14	50.973	1:03.970	14	52.128	1:03.499
18	5 LAPS	5:07.576	6	4 LAPS	1:11.630							140	7 LAPS	1:18.808
31	2 LAPS	1:01.585	112	7 LAPS	1:41.156P									
9	5 LAPS	1:10.052	44	1:01.772	1:04.331									
115	5 LAPS	1:07.251												
101	4 LAPS	1:15.302												
140	8 LAPS	1:15.297												
21	4 LAPS	1:06.037												
44	2 LAPS	1:05.667												
31	1 LAP	1:02.733												
112	8 LAPS	1:18.484												
18	4 LAPS	1:08.603												
102	2 LAPS	1:24.079												
115	4 LAPS	1:06.975												
9	4 LAPS	1:09.684												
101	3 LAPS	1:16.078												
21	3 LAPS	1:04.993												
140	7 LAPS	1:14.838												
44	1 LAP	1:03.744												
31	3:33.136	1:01.643												
18	3 LAPS	1:08.258												
102	1 LAP	1:09.692												
112	7 LAPS	1:18.402												
115	3 LAPS	1:08.247												
9	3 LAPS	1:09.696												
25	1 LAP	5:48.473												
6	4 LAPS	5:38.210												
21	2 LAPS	1:05.518												
101	2 LAPS	1:17.124												
44	4:32.129	1:03.406												

Weather/Track: Sun /Dry

www.mstworld.com

Page 7 of 11

Donington Park
Circuit Length = 1.9573 miles.
Start: 16:34 End: 17:34

Printed - 17:38 Sunday, 01 May 2011

Group C Sports Cars

RACE 11 - LAP CHART - Donington Park - 30 April/1 May 2011

(contd.)

Lap 36			Lap 37			Lap 38			Lap 39			Lap 40		
No	Behind	Laptime	No	Behind	Laptime	No	Behind	Laptime	No	Behind	Laptime	No	Behind	Laptime
31		1:02.332	31		1:02.616	31		1:02.171	31		1:01.050	31		1:00.701
21	3 LAPS	1:05.580	140	8 LAPS	1:15.312	115	4 LAPS	1:08.113	27	2 LAPS	1:07.372	27	2 LAPS	1:06.130
44	1 LAP	1:03.635	21	3 LAPS	1:05.254	44	1 LAP	1:03.719	115	4 LAPS	1:07.978	44	1 LAP	1:04.098
6	5 LAPS	1:10.236	44	1 LAP	1:04.470	21	3 LAPS	1:05.794	22	5 LAPS	1:10.194	115	4 LAPS	1:08.315
102	1 LAP	1:06.821	6	5 LAPS	1:10.328	101	4 LAPS	1:20.123	44	1 LAP	1:02.713	22	5 LAPS	1:09.334
25	1 LAP	1:03.409	25	1 LAP	1:01.849	140	8 LAPS	1:15.782	21	3 LAPS	1:05.751	21	3 LAPS	1:05.093
22	4 LAPS	1:08.822	102	1 LAP	1:07.368	6	5 LAPS	1:10.128	101	4 LAPS	1:16.246	101	4 LAPS	1:16.043
4	9 LAPS	1:05.098	4	9 LAPS	1:03.553	25	1 LAP	1:01.607	140	8 LAPS	1:15.247	140	8 LAPS	1:15.614
14	56.281	1:06.485	14	58.186	1:04.521	102	1 LAP	1:05.398	6	5 LAPS	1:10.397	25	1 LAP	1:02.732
101	3 LAPS	1:19.856	27	1 LAP	1:07.276	4	9 LAPS	1:03.157	25	1 LAP	1:02.055	6	5 LAPS	1:10.709
27	1 LAP	1:08.310	22	4 LAPS	1:11.495	14	58.764	1:02.749	4	9 LAPS	1:02.843	4	9 LAPS	1:02.902
115	3 LAPS	1:09.969							102	1 LAP	1:06.477			
									14	1:00.214	1:02.500			

Weather/Track: Sun /Dry

www.mstworld.com

Page 8 of 11

Donington Park
Circuit Length = 1.9573 miles.
Start: 16:34 End: 17:34

Printed - 17:38 Sunday, 01 May 2011

Group C Sports Cars

RACE 11 - LAP CHART - Donington Park - 30 April/1 May 2011

(contd.)

Lap 41			Lap 42			Lap 43			Lap 44			Lap 45		
No	Behind	Laptime	No	Behind	Laptime	No	Behind	Laptime	No	Behind	Laptime	No	Behind	Laptime
31		1:02.534	31		1:01.977	31		1:01.848	31		1:01.823	31		1:02.162
14	1 LAP	1:03.565	4	10 LAPS	1:04.870	4	10 LAPS	1:05.010	4	10 LAPS	1:02.698	4	10 LAPS	1:02.612
102	2 LAPS	1:07.876	14	1 LAP	1:03.931	14	1 LAP	1:04.833	14	1 LAP	1:03.498	14	1 LAP	1:03.172
27	2 LAPS	1:05.380	6	6 LAPS	1:12.544	102	2 LAPS	1:09.033	102	2 LAPS	1:05.363	102	2 LAPS	1:05.302
44	1 LAP	1:03.205	102	2 LAPS	1:05.511	101	5 LAPS	1:20.002	44	1 LAP	1:05.959	44	1 LAP	1:03.531
115	4 LAPS	1:07.498	44	1 LAP	1:03.021	140	9 LAPS	1:17.076	6	6 LAPS	1:14.027	27	2 LAPS	1:06.412
21	3 LAPS	1:06.408	27	2 LAPS	1:05.788	6	6 LAPS	1:11.791	27	2 LAPS	1:09.352	6	6 LAPS	1:11.586
22	5 LAPS	1:10.859	21	3 LAPS	1:04.845	44	1 LAP	1:04.263	140	9 LAPS	1:18.520	21	3 LAPS	1:07.056
25	1 LAP	1:03.671	115	4 LAPS	1:08.700	27	2 LAPS	1:05.500	101	5 LAPS	1:20.262	140	9 LAPS	1:15.420
101	4 LAPS	1:17.756	22	5 LAPS	1:08.921	21	3 LAPS	1:05.417	21	3 LAPS	1:05.071	115	4 LAPS	1:08.813
140	8 LAPS	1:16.255	25	1 LAP	1:02.193	115	4 LAPS	1:07.503	115	4 LAPS	1:07.086	101	5 LAPS	1:15.692
						22	5 LAPS	1:10.970	22	5 LAPS	1:08.303	25	1 LAP	1:02.575
						25	1 LAP	1:02.269	25	1 LAP	1:01.678	22	5 LAPS	1:09.253

Weather/Track: Sun /Dry

www.mstworld.com

Page 9 of 11

Donington Park
Circuit Length = 1.9573 miles.
Start: 16:34 End: 17:34

Printed - 17:38 Sunday, 01 May 2011

Group C Sports Cars

RACE 11 - LAP CHART - Donington Park - 30 April/1 May 2011

(contd.)

Lap 46			Lap 47			Lap 48			Lap 49			Lap 50		
No	Behind	Laptime	No	Behind	Laptime	No	Behind	Laptime	No	Behind	Laptime	No	Behind	Laptime
31		1:02.239	31		1:02.320	31		1:04.353	31		1:02.663	31		1:02.567
4	10 LAPS	1:03.375	4	10 LAPS	1:02.799	140	10 LAPS	1:14.793	4	10 LAPS	1:06.073	115	5 LAPS	1:08.021
14	1 LAP	1:02.980	14	1 LAP	1:02.912	22	6 LAPS	1:10.277	14	1 LAP	1:06.261	6	7 LAPS	1:11.316
102	2 LAPS	1:05.875	102	2 LAPS	1:07.640	4	10 LAPS	1:04.161	140	10 LAPS	1:14.183	4	10 LAPS	1:03.967
44	1 LAP	1:03.898	44	1 LAP	1:09.203	101	6 LAPS	1:17.359	22	6 LAPS	1:12.915	14	1 LAP	1:02.999
27	2 LAPS	1:04.959	27	2 LAPS	1:04.572	14	1 LAP	1:03.614	101	6 LAPS	1:15.402	22	6 LAPS	1:07.642
21	3 LAPS	1:06.292	21	3 LAPS	1:04.618	102	2 LAPS	1:05.685	102	2 LAPS	1:06.205	140	10 LAPS	1:13.809
6	6 LAPS	1:10.983	6	6 LAPS	1:10.431	27	2 LAPS	1:05.367	27	2 LAPS	1:05.439	101	6 LAPS	1:13.899
115	4 LAPS	1:08.383	25	1 LAP	1:02.029	21	3 LAPS	1:04.666	21	3 LAPS	1:05.746	102	2 LAPS	1:05.948
25	1 LAP	1:03.159	115	4 LAPS	1:08.401	25	1 LAP	1:02.630	25	1 LAP	1:02.193	27	2 LAPS	1:05.162
140	9 LAPS	1:14.278				115	4 LAPS	1:07.657				21	3 LAPS	1:05.428
101	5 LAPS	1:14.264				6	6 LAPS	1:11.972				25	1 LAP	1:03.320
22	5 LAPS	1:08.797												

Weather/Track: Sun /Dry

www.mstworld.com

Page 10 of 11

Donington Park
Circuit Length = 1.9573 miles.
Start: 16:34 End: 17:34

Printed - 17:38 Sunday, 01 May 2011

Group C Sports Cars

RACE 11 - LAP CHART - Donington Park - 30 April/1 May 2011

(contd.)

Lap 51			Lap 52			Lap 53			Lap 54			Lap 55		
No	Behind	Laptime	No	Behind	Laptime	No	Behind	Laptime	No	Behind	Laptime	No	Behind	Laptime
31		1:02.867	31		1:02.852	31		1:02.114	31		1:06.542			
115	5 LAPS	1:07.058	115	5 LAPS	1:07.158	4	10 LAPS	1:04.098	101	7 LAPS	1:16.240			
4	10 LAPS	1:04.968	4	10 LAPS	1:03.045	14	1 LAP	1:02.913	14	1 LAP	1:03.196			
14	1 LAP	1:04.428	14	1 LAP	1:02.886	115	5 LAPS	1:08.540	4	10 LAPS	1:04.292			
6	7 LAPS	1:11.034	6	7 LAPS	1:10.603	6	7 LAPS	1:10.385	115	5 LAPS	1:07.003			
22	6 LAPS	1:07.671	22	6 LAPS	1:07.818	22	6 LAPS	1:08.677	6	7 LAPS	1:10.453			
140	10 LAPS	1:14.204	102	2 LAPS	1:09.403	102	2 LAPS	1:05.009	22	6 LAPS	1:10.642			
102	2 LAPS	1:06.278	27	2 LAPS	1:06.263	27	2 LAPS	1:04.563	102	2 LAPS	1:05.412			
101	6 LAPS	1:15.509	140	10 LAPS	1:15.015	25	1 LAP	1:04.358	27	2 LAPS	1:05.256			
27	2 LAPS	1:04.935	25	1 LAP	1:06.946	21	3 LAPS	1:08.426	25	1 LAP	1:06.479			
21	3 LAPS	1:05.688	21	3 LAPS	1:08.600	140	10 LAPS	1:17.436	21	3 LAPS	1:05.571			
25	1 LAP	1:04.442	101	6 LAPS	1:17.722				140	10 LAPS	1:15.961			

Weather/Track: Sun /Dry

www.mstworld.com

Page 11 of 11

Donington Park
Circuit Length = 1.9573 miles.
Start: 16:34 End: 17:34

Printed - 17:38 Sunday, 01 May 2011

Stirling Moss Trophy for Pre 61 Sports Cars
QUALIFYING - RACE 9 - Donington Park - 1 May 2011

POS	NO	CL	DRIVER(S)	CAR	TIME	LAPS	GAP	MPH
1	1	6	Minshaw/Minshaw	Maserati T61	1:19.626	20		88.49
2	10	5	Bryant/Bryant	Lotus 15	1:20.118	19	0.492	87.94
3	35	6	Verdon-Roe	Ferrari 246S	1:20.279	19	0.653	87.77
4	133	6	Minshaw/Stretton	Lister Jaguar Knobbly	1:20.332	14	0.706	87.71
5	70	4	Kremer/Kremer	Lotus 17 Prototype	1:22.167	16	2.541	85.75
6	21	5	Dodd/Dodd	Cooper Monaco	1:22.373	17	2.747	85.54
7	22	6	Attwood	Aston Martin DBR1	1:23.070	20	3.444	84.82
8	37	4	Walker/Wright	Lotus XI	1:23.492	17	3.866	84.39
9	62	4	Paul/Bourne	Elva Mk5	1:23.640	17	4.014	84.24
10	77	5	Van Der Kroft/McCaig	Cooper T49	1:23.877	20	4.251	84.00
11	12	6	Frankel/Frankel	Lister Costin Coupe	1:24.188	17	4.562	83.69
12	57	1	Rutt/Sugden	Lola Mk1	1:24.307	20	4.681	83.57
13	20	6	Dovey	Lister Knobbly	1:24.325	15	4.699	83.56
14	33	1	Phillips/Phillips	Lola Mk1 Prototype	1:24.344	20	4.718	83.54
15	42	5	Woolley	Cooper Monaco	1:24.740	18	5.114	83.15
16	4	4	Champion/Stretton	Lotus XI S1 Le Mans	1:25.089	19	5.463	82.81
17	8	6	Wood/McCaig	Lister Knobbly	1:25.129	9	5.503	82.77
18	9	6	Eastick	Jaguar D-type	1:25.443	19	5.817	82.46
19	11	4	Gammons/Ricketts	Lotus XI LM250	1:25.780	18	6.154	82.14
20	29	6	Pearson/Pearson	Jaguar D Type	1:25.819	12	6.193	82.10
21	25	6	McWhirter	Jaguar Lister Costin	1:26.189	5	6.563	81.75
22	15	5	McIntyre/McIntyre	Lotus 15	1:26.394	3	6.768	81.56
23	6	6	Gibbon/Hall	Lister Chevrolet	1:26.718	18	7.092	81.25
24	23	4	Gravier/Thoulouse	Lotus XI	1:26.860	18	7.234	81.12
25	60	4	Peeters/Deneve	Lotus XI	1:27.723	18	8.097	80.32
26	34	2	Ulrich/Green	Maserati 300S	1:28.134	18	8.508	79.95
27	81	C1	Clark	Cooper	1:28.148	18	8.522	79.93
28	85	1	Bond	Lister Bristol Flat Iron	1:28.783	10	9.157	79.36
29	5	6	Friedrichs/Clark	Aston Martin DBR1	1:31.530	17	11.904	76.98
30	88	1	Begbie	Elva Mk IV	1:32.008	16	12.382	76.58
31	27	3	Naveau/Axisa	Lotus XI Le Mans Series 1	1:32.933	18	13.307	75.82
32	19	1	Emmerling/Hooper	Elva Mk V	1:34.188	8	14.562	74.81

Cars 5, 20, 23, 42 - No working transponder Car 11 no race number visible
 Weather/Track: Sun/Dry

Donington Park
 Circuit Length = 1.9573 miles.
 Start: 09:00 End: 09:30

Clerk of the Course:		Timekeeper:
----------------------	--	-------------

Stirling Moss Trophy for Pre 61 Sports Cars

QUALIFYING LAP ANALYSIS - RACE 9 - Donington Park - 1 May 2011

1	Minshaw/Minshaw	Maserati T61					
1 -	X:00.000	6 -	1:25.246	11 -	1:21.347	16 -	1:27.349
2 -	1:26.212	7 -	1:26.742	12 -	1:20.916	17 -	1:21.284
3 -	1:24.108	8 -	1:31.004P	13 -	1:22.260	18 -	1:20.051
4 -	1:23.870	9 -	2:34.051	14 -	1:19.626	19 -	1:20.009
5 -	1:23.550	10 -	1:20.865	15 -	1:35.115	20 -	1:45.896P
4	Champion/Stretton	Lotus XI S1 Le Mans					
1 -	X:00.000	6 -	1:37.999P	11 -	1:27.624	16 -	1:27.434
2 -	1:32.029	7 -	2:30.473	12 -	1:28.121	17 -	1:29.251
3 -	1:29.214	8 -	1:31.275	13 -	1:26.250	18 -	1:26.623
4 -	1:26.735	9 -	1:28.406	14 -	1:27.768	19 -	1:27.414
5 -	1:25.089	10 -	1:26.847	15 -	1:26.795		
5	Friedrichs/Clark	Aston Martin DBR1					
1 -	X:00.000	6 -	1:33.550	11 -	1:35.104	16 -	1:31.530
2 -	1:38.107	7 -	1:34.574	12 -	1:41.300P	17 -	1:39.309P
3 -	1:36.806	8 -	1:34.348	13 -	3:26.726		
4 -	1:34.138	9 -	1:35.347	14 -	1:34.004		
5 -	1:35.178	10 -	1:36.233	15 -	1:32.238		
6	Gibbon/Hall	Lister Chevrolet					
1 -	X:00.000	6 -	1:28.496	11 -	1:46.327P	16 -	1:26.718
2 -	1:38.935	7 -	1:31.084	12 -	3:06.726	17 -	1:27.569
3 -	1:29.064	8 -	1:35.318	13 -	1:35.643	18 -	1:37.608
4 -	1:32.317	9 -	1:28.035	14 -	1:34.243		
5 -	1:31.685	10 -	1:28.220	15 -	1:28.880		
8	Wood/McCaig	Lister Knobbly					
1 -	X:00.000	6 -	1:27.242				
2 -	1:35.105	7 -	1:25.129				
3 -	1:32.606	8 -	1:25.656				
4 -	1:29.553	9 -	1:29.817				
5 -	1:26.940						
9	Eastick	Jaguar D-type					
1 -	X:00.000	6 -	1:29.166	11 -	1:28.900	16 -	1:28.576
2 -	1:36.258	7 -	1:27.264	12 -	1:27.388	17 -	1:25.553
3 -	1:32.228	8 -	1:30.553	13 -	1:27.176	18 -	1:25.443
4 -	1:32.354	9 -	1:27.504	14 -	1:25.571	19 -	1:37.519P
5 -	1:29.409	10 -	1:29.914	15 -	1:26.432		

Weather/Track: Sun/Dry

www.mstworld.com

Page 1 of 6

Donington Park
Circuit Length = 1.9573 miles.
Start: 09:00 End: 09:30

Printed - 09:34 Sunday, 01 May 2011

Stirling Moss Trophy for Pre 61 Sports Cars

QUALIFYING LAP ANALYSIS - RACE 9 - Donington Park - 1 May 2011

(contd.)

10	Bryant/Bryant	Lotus 15					
1 -	X:00.000	6 -	1:30.120	11 -	1:25.694	16 -	1:21.166
2 -	1:42.119	7 -	1:27.882	12 -	1:21.652	17 -	1:20.946
3 -	1:30.824	8 -	1:28.917	13 -	1:21.454	18 -	1:20.904
4 -	1:32.099	9 -	1:41.951P	14 -	1:21.356	19 -	1:20.118
5 -	1:29.037	10 -	3:24.418	15 -	1:26.420		
11	Gammons/Ricketts	Lotus XI LM250					
1 -	X:00.000	6 -	1:25.780	11 -	2:24.292	16 -	1:27.426
2 -	1:37.385	7 -	1:32.405	12 -	1:28.766	17 -	1:26.337
3 -	1:35.083	8 -	1:35.983	13 -	1:25.972	18 -	1:42.964P
4 -	1:36.472	9 -	1:36.178	14 -	1:26.070		
5 -	1:40.247	10 -	1:44.956P	15 -	1:27.319		
12	Frankel/Frankel	Lister Costin Coupe					
1 -	X:00.000	6 -	1:33.708	11 -	1:25.950	16 -	1:25.075
2 -	1:37.751	7 -	1:31.670	12 -	1:36.469	17 -	1:38.350P
3 -	1:35.330	8 -	1:33.693	13 -	1:24.636		
4 -	1:34.211	9 -	1:40.129P	14 -	1:24.188		
5 -	1:32.573	10 -	3:07.025	15 -	1:25.412		
15	McIntyre/McIntyre	Lotus 15					
1 -	X:00.000						
2 -	1:26.394						
3 -	1:41.445P						
19	Emmerling/Hooper	Elva Mk V					
1 -	X:00.000	6 -	1:36.645				
2 -	1:36.467	7 -	1:35.278				
3 -	1:35.697	8 -	2:32.180P				
4 -	1:34.188						
5 -	1:34.307						
20	Dovey	Lister Knobbly					
1 -	X:00.000	6 -	1:37.097	11 -	2:58.366		
2 -	1:38.514	7 -	1:33.901	12 -	1:29.222		
3 -	1:36.766	8 -	1:37.046	13 -	1:25.107		
4 -	1:34.523	9 -	1:31.934	14 -	1:24.325		
5 -	1:34.321	10 -	1:43.719P	15 -	1:43.086P		

Weather/Track: Sun/Dry

www.mstworld.com

Page 2 of 6

Donington Park
Circuit Length = 1.9573 miles.
Start: 09:00 End: 09:30

Printed - 09:34 Sunday, 01 May 2011

Stirling Moss Trophy for Pre 61 Sports Cars

QUALIFYING LAP ANALYSIS - RACE 9 - Donington Park - 1 May 2011

(contd.)

21	Dodd/Dodd	Cooper Monaco			
1 - X:00.000	6 - 1:22.373	11 - 3:24.274	16 - 1:24.591		
2 - 1:29.917	7 - 1:24.023	12 - 1:27.950	17 - 1:30.977P		
3 - 1:25.830	8 - 1:23.004	13 - 1:25.203			
4 - 1:23.486	9 - 1:26.153	14 - 1:23.376			
5 - 1:22.712	10 - 1:32.379P	15 - 1:22.884			
22	Attwood	Aston Martin DBR1			
1 - X:00.000	6 - 1:28.734	11 - 1:31.081	16 - 1:23.070		
2 - 1:41.908	7 - 1:24.494	12 - 1:23.484	17 - 1:33.233		
3 - 1:30.156	8 - 1:26.829	13 - 1:23.139	18 - 1:32.046		
4 - 1:33.102	9 - 1:24.323	14 - 1:26.180	19 - 1:30.035		
5 - 1:31.706	10 - 1:26.561	15 - 1:23.257	20 - 1:30.514		
23	Gravier/Thoulouse	Lotus XI			
1 - X:00.000	6 - 1:28.800	11 - 1:29.664	16 - 1:26.860		
2 - 1:35.798	7 - 1:27.466	12 - 1:42.706P	17 - 1:29.945		
3 - 1:33.779	8 - 1:29.946	13 - 3:52.739	18 - 1:27.510		
4 - 1:30.293	9 - 1:29.067	14 - 1:28.959			
5 - 1:29.519	10 - 1:29.377	15 - 1:28.444			
25	McWhirter	Jaguar Lister Costin			
1 - X:00.000					
2 - 1:31.468					
3 - 1:27.468					
4 - 1:26.189					
5 - 1:27.264					
27	Naveau/Axisa	Lotus XI Le Mans Series 1			
1 - X:00.000	6 - 1:36.299	11 - 1:38.112	16 - 1:35.234		
2 - 1:38.962	7 - 1:39.607	12 - 1:36.569	17 - 1:34.253		
3 - 1:39.601	8 - 1:38.297	13 - 1:35.219	18 - 1:32.933		
4 - 1:42.172	9 - 1:48.901P	14 - 1:34.741			
5 - 1:37.323	10 - 3:13.464	15 - 1:36.071			
29	Pearson/Pearson	Jaguar D Type			
1 - X:00.000	6 - 1:28.316	11 - 1:38.086			
2 - 1:42.659P	7 - 1:25.819	12 - 1:32.958			
3 - 2:39.286	8 - 1:39.776P				
4 - 1:28.399	9 - X:00.000				
5 - 1:26.573	10 - 1:36.226				

Weather/Track: Sun/Dry

www.mstworld.com

Page 3 of 6

Donington Park
Circuit Length = 1.9573 miles.
Start: 09:00 End: 09:30

Printed - 09:34 Sunday, 01 May 2011

Stirling Moss Trophy for Pre 61 Sports Cars

QUALIFYING LAP ANALYSIS - RACE 9 - Donington Park - 1 May 2011

(contd.)

33	Phillips/Phillips	Lola Mk1 Prototype			
1 - X:00.000	6 - 1:27.296	11 - 1:26.847	16 - 1:29.057		
2 - 1:32.200	7 - 1:26.601	12 - 1:29.484	17 - 1:24.859		
3 - 1:31.504	8 - 1:28.438	13 - 1:26.124	18 - 1:24.853		
4 - 1:29.328	9 - 1:36.597P	14 - 1:26.098	19 - 1:24.344		
5 - 1:27.824	10 - 2:45.776	15 - 1:24.995	20 - 1:24.498		
34	Ulrich/Green	Maserati 300S			
1 - X:00.000	6 - 1:34.061	11 - 2:34.874	16 - 1:28.134		
2 - 1:42.889	7 - 1:32.509	12 - 1:36.768	17 - 1:28.252		
3 - 1:33.652	8 - 1:32.189	13 - 1:30.703	18 - 1:28.719		
4 - 1:35.303	9 - 1:29.510	14 - 1:35.505P			
5 - 1:33.341	10 - 1:43.571P	15 - 2:38.070			
35	Verdon-Roe	Ferrari 246S			
1 - X:00.000	6 - 1:21.709	11 - 3:59.642P	16 - 1:21.085		
2 - 1:27.812	7 - 1:22.183	12 - 2:18.957	17 - 1:21.078		
3 - 1:24.688	8 - 1:20.711	13 - 1:22.637	18 - 1:20.709		
4 - 1:21.634	9 - 1:21.441	14 - 1:20.279	19 - 1:23.819		
5 - 1:21.249	10 - 1:28.077P	15 - 1:20.484			
37	Walker/Wright	Lotus XI			
1 - X:00.000	6 - 3:39.296	11 - 1:27.591	16 - 1:23.928		
2 - 1:29.342	7 - 1:25.116	12 - 1:24.911	17 - 1:39.944P		
3 - 1:25.194	8 - 1:23.492	13 - 1:25.317			
4 - 1:24.970	9 - 1:31.852P	14 - 1:24.925			
5 - 1:32.109P	10 - 3:08.086	15 - 1:26.427			
42	Woolley	Cooper Monaco			
1 - X:00.000	6 - 1:36.073	11 - 1:25.389	16 - 1:41.833		
2 - 1:34.073	7 - 1:26.901	12 - 1:24.740	17 - 1:25.729		
3 - 1:33.209	8 - 1:26.892	13 - 1:25.812	18 - 1:31.550P		
4 - 1:35.947P	9 - 1:34.534	14 - 1:25.190			
5 - 4:31.083	10 - 1:26.422	15 - 1:26.308			
57	Rutt/Sugden	Lola Mk1			
1 - X:00.000	6 - 1:24.940	11 - 1:28.404	16 - 1:25.030		
2 - 1:30.414	7 - 1:26.532	12 - 1:26.485	17 - 1:25.867		
3 - 1:28.283	8 - 1:32.034P	13 - 1:26.684	18 - 1:25.192		
4 - 1:25.914	9 - 2:41.068	14 - 1:28.569	19 - 1:24.307		
5 - 1:26.606	10 - 1:39.681	15 - 1:27.803	20 - 1:26.392		

Weather/Track: Sun/Dry

www.mstworld.com

Page 4 of 6

Donington Park
Circuit Length = 1.9573 miles.
Start: 09:00 End: 09:30

Printed - 09:34 Sunday, 01 May 2011

Stirling Moss Trophy for Pre 61 Sports Cars
QUALIFYING LAP ANALYSIS - RACE 9 - Donington Park - 1 May 2011
 (contd.)

60	Peeters/Deneve	Lotus XI			
1 - X:00.000	6 - 1:45.443P	11 - 1:34.512	16 - 1:28.626		
2 - 1:45.770	7 - 3:16.260	12 - 1:30.732	17 - 1:28.259		
3 - 1:43.667	8 - 1:33.049	13 - 1:28.497	18 - 1:28.621		
4 - 1:41.747	9 - 1:33.691	14 - 1:28.558			
5 - 1:39.683	10 - 1:30.369	15 - 1:27.723			
62	Paul/Bourne	Elva Mk5			
1 - X:00.000	6 - 1:32.632	11 - 2:38.806	16 - 1:23.640		
2 - 1:31.551	7 - 1:38.149	12 - 1:25.629	17 - 1:40.063P		
3 - 1:29.426	8 - 1:27.144	13 - 1:25.666			
4 - 1:27.765	9 - 1:27.672	14 - 1:27.402			
5 - 1:27.328	10 - 1:40.254P	15 - 1:25.217			
70	Kremer/Kremer	Lotus 17 Prototype			
1 - X:00.000	6 - 1:26.012	11 - 1:34.610	16 - 1:32.874		
2 - 1:29.026	7 - 1:34.018P	12 - 1:34.060			
3 - 1:23.967	8 - 6:50.997	13 - 1:35.268			
4 - 1:22.226	9 - 1:37.951	14 - 1:34.447			
5 - 1:22.167	10 - 1:38.116	15 - 1:33.630			
77	Van Der Kroft/McCaig	Cooper T49			
1 - X:00.000	6 - 1:24.019	11 - 1:27.268	16 - 1:24.607		
2 - 1:31.384	7 - 1:25.672	12 - 1:24.873	17 - 1:25.979		
3 - 1:30.067	8 - 1:28.074P	13 - 1:24.530	18 - 1:24.693		
4 - 1:27.671	9 - 2:24.513	14 - 1:23.877	19 - 1:24.950		
5 - 1:26.162	10 - 1:30.782	15 - 1:25.219	20 - 1:26.679		
81	Clark	Cooper			
1 - X:00.000	6 - 1:28.462	11 - 1:33.712	16 - 1:31.355		
2 - 1:34.310	7 - 1:28.886	12 - 1:31.921	17 - 1:29.500		
3 - 1:31.560	8 - 1:28.148	13 - 1:31.553	18 - 1:30.269		
4 - 1:28.479	9 - 1:34.154P	14 - 1:32.820			
5 - 1:28.548	10 - 3:24.671	15 - 1:33.808			
85	Bond	Lister Bristol Flat Iron			
1 - X:00.000	6 - 1:32.165				
2 - 1:36.235	7 - 1:28.981				
3 - 1:32.342	8 - 1:30.848				
4 - 1:33.654	9 - 1:28.783				
5 - 1:29.635	10 - 1:40.587P				

Weather/Track: Sun/Dry

www.mstworld.com

Page 5 of 6

Donington Park
 Circuit Length = 1.9573 miles.
 Start: 09:00 End: 09:30

Printed - 09:34 Sunday, 01 May 2011

Stirling Moss Trophy for Pre 61 Sports Cars

QUALIFYING LAP ANALYSIS - RACE 9 - Donington Park - 1 May 2011

(contd.)

88	Begbie	Elva Mk IV			
1 - X:00.000	6 - 6:23.345	11 - 1:33.053	16 - 1:33.108		
2 - 1:37.641	7 - 1:35.695	12 - 1:33.175			
3 - 1:37.561	8 - 1:35.681	13 - 1:32.123			
4 - 1:35.827	9 - 1:36.386	14 - 1:32.008			
5 - 1:53.284P	10 - 1:33.346	15 - 1:32.127			
133	Minshaw/Stretton	Lister Jaguar Knobbly			
1 - X:00.000	6 - 3:50.211	11 - 1:23.711			
2 - 1:22.759	7 - 1:21.967	12 - 1:20.332			
3 - 1:22.392	8 - 1:21.677	13 - 1:31.144			
4 - 1:21.684	9 - 1:24.653	14 - 1:34.298P			
5 - 1:34.442P	10 - 1:20.966				

Weather/Track: Sun/Dry

www.mstworld.com

Page 6 of 6

Donington Park
Circuit Length = 1.9573 miles.
Start: 09:00 End: 09:30


Printed - 09:34 Sunday, 01 May 2011

Stirling Moss Trophy for Pre 61 Sports Cars

GRID FOR RACE 9 - Donington Park - 1 May 2011

ROW 15	27	Naveau/Axisa	19	Emmerling/Hooper
ROW 14	5	Friedrichs/Clark	88	Begbie
ROW 13	34	Ulrich/Green	85	Bond
ROW 12	23	Gravier/Thoulouse	60	Peeters/Deneve
ROW 11	15	McIntyre/McIntyre	6	Gibbon/Hall
ROW 10	29	Pearson/Pearson	25	McWhirter
ROW 9	9	Eastick	11	Gammons/Ricketts
ROW 8	4	Champion/Stretton	8	Wood/McCaig
ROW 7	33	Phillips/Phillips	42	Woolley
ROW 6	57	Rutt/Sugden	20	Dovey
ROW 5	77	Van Der Kroft/McCaig	12	Frankel/Frankel
ROW 4	22	Attwood	62	Paul/Bourne
ROW 3	70	Kremer/Kremer	21	Dodd/Dodd
ROW 2	35	Verdon-Roe	133	Minshaw/Stretton
ROW 1	1	Minshaw/Minshaw	10	Bryant/Bryant

POLE



Car 37 - Reserve 1; Car 81 - Reserve 2
Weather/Track: Sun/Dry

Donington Park
Circuit Length = 1.9573 km.
Start: 09:00 End: 09:30

Clerk of the Course:		Timekeeper:
----------------------	--	-------------

Stirling Moss Trophy for Pre 61 Sports Cars

RACE 9 - CLASSIFICATION - Donington Park - 1 May 2011

POS	NO	CL	DRIVER(S)	CAR	TIME	LAPS	GAP	MPH	BEST
1	35	6	Verdon-Roe	Ferrari 246S	1:00:02.786	43		84.06	1:21.166
2	22	6	Attwood	Aston Martin DBR1	1:00:08.836	42	1 LAP	81.97	1:22.892
3	77	5	Van Der Kroft/McCaig	Cooper T49	1:00:14.176	42	1 LAP	81.85	1:21.897
4	21	5	Dodd/Dodd	Cooper Monaco	1:01:12.958	42	1 LAP	80.54	1:21.199
5	133	6	Minshaw/Stretton	Lister Jaguar Knobbly	1:01:13.914	42	1 LAP	80.52	1:20.787
6	4	4	Champion/Stretton	Lotus XI S1 Le Mans	1:00:24.352	41	2 LAPS	79.67	1:23.332
7	62	4	Paul/Bourne	Elva Mk5	1:00:43.797	41	2 LAPS	79.25	1:23.706
8	70	4	Kremer/Kremer	Lotus 17 Prototype	1:01:17.346	41	2 LAPS	78.53	1:21.872
9	57	1	Rutt/Sugden	Lola Mk1	1:00:07.570	40	3 LAPS	78.09	1:25.621
10	85	1	Bond	Lister Bristol Flat Iron	1:01:12.480	40	3 LAPS	76.71	1:28.153
11	6	6	Gibbon/Hall	Lister Chevrolet	1:01:21.318	40	3 LAPS	76.53	1:27.280
12	33	1	Phillips/Phillips	Lola Mk1 Prototype	58:15.271	39	4 LAPS	78.59	1:23.962
13	11	4	Ricketts/Gammons	Lotus XI LM250	59:51.445	39	4 LAPS	76.48	1:24.655
14	81	C1	Clark	Cooper	1:01:33.621	39	4 LAPS	74.37	1:27.415
15	60	4	Deneve/Peeters	Lotus XI	1:01:12.017	38	5 LAPS	72.88	1:29.246
16	25	6	McWhirter	Jaguar Lister Costin	55:04.351	37	6 LAPS	78.86	1:24.209
17	19	1	Emmerling/Hooper	Elva Mk V	1:00:56.723	37	6 LAPS	71.26	1:34.315
18	20	6	Dovey/McIntyre	Lister Knobbly	1:01:27.835	35	8 LAPS	66.84	1:25.249
19	5	6	Friedrichs/Clark	Aston Martin DBR1	55:07.814	34	9 LAPS	72.39	1:32.906
20	10	5	Bryant/Bryant	Lotus 15	1:00:17.167	34	9 LAPS	66.20	1:20.944
21	27	3	Axisa/Naveau	Lotus XI Le Mans Series 1	54:36.679	33	10 LAPS	70.93	1:33.845
22	34	2	Ulrich/Green	Maserati 300S	19:47.083	13	30 LAPS	77.07	1:28.553

NOT CLASSIFIED

1	6	Minshaw/Minshaw	Maserati T61	42:41.853	30	D.N.F.	82.47	1:20.570
23	4	Gravier/Thoulouse	Lotus XI	45:04.138	29	D.N.F.	75.52	1:27.100
42	5	Woolley	Cooper Monaco	33:53.032	22	D.N.F.	76.19	1:25.362
29	6	Pearson/Pearson	Jaguar D Type	24:34.745	17	D.N.F.	81.15	1:24.751
12	6	Frankel/Frankel	Lister Costin Coupe	24:11.849	16	D.N.F.	77.57	1:28.455
37	4	Walker/Wright	Lotus XI	17:58.179	12	D.N.F.	78.32	1:25.571
9	6	Eastick	Jaguar D-type	14:52.289	10	D.N.F.	78.84	1:26.881
88	1	Begbie	Elva Mk IV	14:10.388	8	D.N.F.	66.15	1:33.791

FASTEST LAP

1	6	Minshaw/Minshaw	Maserati T61	1:20.570	20	87.45mph	140.74kph
10	5	Bryant/Bryant	Lotus 15	1:20.944	33	87.05mph	140.09kph
70	4	Kremer/Kremer	Lotus 17 Prototype	1:21.872	5	86.06mph	138.50kph
33	1	Phillips/Phillips	Lola Mk1 Prototype	1:23.962	29	83.92mph	135.05kph
81	C1	Clark	Cooper	1:27.415	11	80.60mph	129.72kph
34	2	Ulrich/Green	Maserati 300S	1:28.553	6	79.57mph	128.05kph
27	3	Axisa/Naveau	Lotus XI Le Mans Series 1	1:33.845	10	75.08mph	120.83kph

Weather/Track: Sun/Dry

These results are provisional until the conclusion of any judicial and technical matters.

Donington Park
Circuit Length = 1.9573 miles.
Start: 14:21 End: 15:21

Clerk of the Course:	Timekeeper:
----------------------	-------------

Stirling Moss Trophy for Pre 61 Sports Cars

RACE 9 - LAP ANALYSIS - Donington Park - 1 May 2011

1	Minshaw/Minshaw	Maserati T61				
1 - 1:25.667	6 - 1:24.119	11 - 1:23.573	16 - 1:32.109P	21 - 1:21.752	26 - 1:22.689	
2 - 1:23.107	7 - 1:24.206	12 - 1:26.880	17 - 2:12.848	22 - 1:22.718	27 - 1:22.045	
3 - 1:22.161	8 - 1:23.442	13 - 1:25.349	18 - 1:21.715	23 - 1:20.654	28 - 1:24.265	
4 - 1:22.403	9 - 1:24.635	14 - 1:25.123	19 - 1:20.606	24 - 1:22.985	29 - 1:21.545	
5 - 1:22.657	10 - 1:23.333	15 - 1:26.931	20 - 1:20.570	25 - 1:24.614	30 - 1:27.152P	
4	Champion/Stretton	Lotus XI S1 Le Mans				
1 - 1:37.174	11 - 1:30.070	21 - 2:14.981	31 - 1:24.571	41 - 1:25.034		
2 - 1:27.519	12 - 1:28.526	22 - 1:28.061	32 - 1:24.970			
3 - 1:28.336	13 - 1:31.824	23 - 1:26.463	33 - 1:24.063			
4 - 1:27.516	14 - 1:28.575	24 - 1:26.787	34 - 1:26.115			
5 - 1:27.704	15 - 1:28.815	25 - 1:27.478	35 - 1:24.786			
6 - 1:27.245	16 - 1:29.328	26 - 1:26.177	36 - 1:24.622			
7 - 1:27.481	17 - 1:28.050	27 - 1:25.147	37 - 1:23.332			
8 - 1:27.803	18 - 1:28.235	28 - 1:24.575	38 - 1:24.150			
9 - 1:28.222	19 - 1:28.118	29 - 1:24.731	39 - 1:24.952			
10 - 1:28.355	20 - 1:33.571P	30 - 1:27.154	40 - 1:23.736			
5	Friedrichs/Clark	Aston Martin DBR1				
1 - 1:52.770	6 - 1:35.930	11 - 1:33.727	16 - 1:35.643	21 - 1:35.070	26 - 1:33.239	31 - 1:34.092
2 - 1:34.514	7 - 1:33.537	12 - 1:35.436	17 - 1:35.175	22 - 1:38.885	27 - 1:38.246P	32 - 1:33.321
3 - 1:36.108	8 - 1:33.836	13 - 1:35.089	18 - 1:36.457	23 - 1:34.954	28 - 2:23.738	33 - 1:32.906
4 - 1:36.676	9 - 1:34.126	14 - 1:34.929	19 - 1:35.100	24 - 1:33.274	29 - 1:34.252	34 - 1:47.426P
5 - 1:36.501	10 - 1:35.350	15 - 1:34.159	20 - 1:33.627	25 - 1:34.902	30 - 1:34.819	
6	Gibbon/Hall	Lister Chevrolet				
1 - 1:44.084	11 - 1:29.288	21 - 1:33.438	31 - 1:29.468			
2 - 1:29.838	12 - 1:31.947	22 - 1:33.183	32 - 1:29.078			
3 - 1:29.589	13 - 1:28.849	23 - 1:33.548	33 - 1:28.096			
4 - 1:28.624	14 - 1:30.725	24 - 1:30.923	34 - 1:29.646			
5 - 1:28.630	15 - 1:29.165	25 - 1:32.869	35 - 1:28.821			
6 - 1:27.940	16 - 1:29.288	26 - 1:31.355	36 - 1:28.782			
7 - 1:28.086	17 - 1:27.280	27 - 1:30.303	37 - 1:28.968			
8 - 1:28.846	18 - 1:27.340	28 - 1:30.663	38 - 1:28.737			
9 - 1:28.348	19 - 1:34.076P	29 - 1:35.844	39 - 1:29.432			
10 - 1:29.839	20 - 2:33.946	30 - 1:33.650	40 - 1:28.786			
9	Eastick	Jaguar D-type				
1 - 1:40.491	6 - 1:28.786					
2 - 1:28.235	7 - 1:26.881					
3 - 1:27.903	8 - 1:26.947					
4 - 1:28.827	9 - 1:27.650					
5 - 1:27.557	10 - 1:29.012					

Weather/Track: Sun/Dry

www.mstworld.com

Page 1 of 7

Donington Park
Circuit Length = 1.9573 miles.
Start: 14:21 End: 15:21

Printed - 15:25 Sunday, 01 May 2011

Stirling Moss Trophy for Pre 61 Sports Cars
RACE 9 - LAP ANALYSIS - Donington Park - 1 May 2011
 (contd.)

10	Bryant/Bryant	Lotus 15						
1 - 1:28.961	6 - 1:26.327	11 - 1:25.528	16 - 1:24.433	21 - 1:23.072	26 - 4:43.892P	31 - 1:21.001		
2 - 1:25.314	7 - 1:26.741	12 - 1:26.300	17 - 1:23.924	22 - 1:23.005	27 - 9:01.178	32 - 1:22.155		
3 - 1:25.729	8 - 1:27.252	13 - 1:24.888	18 - 1:23.307	23 - 1:23.210	28 - 1:22.229	33 - 1:20.944		
4 - 1:25.461	9 - 1:27.214	14 - 1:32.930P	19 - 1:21.848	24 - 1:23.317	29 - 1:21.379	34 - 1:21.707		
5 - 1:25.000	10 - 1:27.509	15 - 2:46.935	20 - 1:23.510	25 - 1:29.862P	30 - 1:21.105			
11	Ricketts/Gammons	Lotus XI LM250						
1 - 1:44.115	11 - 1:33.832	21 - 1:27.430	31 - 1:26.138					
2 - 1:31.520	12 - 1:34.052	22 - 1:26.096	32 - 1:25.702					
3 - 1:32.168	13 - 1:34.380	23 - 1:25.839	33 - 1:29.021					
4 - 1:36.808	14 - 1:35.647	24 - 1:25.177	34 - 1:26.265					
5 - 1:34.902	15 - 1:35.697	25 - 1:26.433	35 - 1:25.210					
6 - 1:36.164	16 - 1:34.496	26 - 1:26.906	36 - 1:26.393					
7 - 1:34.437	17 - 1:42.725P	27 - 1:25.656	37 - 1:26.200					
8 - 1:33.472	18 - 2:06.112	28 - 1:24.655	38 - 1:25.591					
9 - 1:33.536	19 - 1:26.276	29 - 1:27.483	39 - 1:58.136P					
10 - 1:34.027	20 - 1:25.278	30 - 1:27.470						
12	Frankel/Frankel	Lister Costin Coupe						
1 - 1:41.912	6 - 1:28.455	11 - 1:29.228	16 - 1:30.224					
2 - 1:30.595	7 - 1:29.760	12 - 1:29.456						
3 - 1:31.473	8 - 1:32.681	13 - 1:31.211						
4 - 1:29.490	9 - 1:31.584	14 - 1:28.736						
5 - 1:29.081	10 - 1:28.693	15 - 1:29.270						
19	Emmerling/Hooper	Elva Mk V						
1 - 1:50.076	11 - 1:34.881	21 - 2:42.329	31 - 1:36.386					
2 - 1:35.750	12 - 1:35.373	22 - 1:38.605	32 - 1:36.147					
3 - 1:36.882	13 - 1:37.029	23 - 1:39.315	33 - 1:35.836					
4 - 1:38.199	14 - 1:35.358	24 - 1:41.396	34 - 1:35.544					
5 - 1:37.262	15 - 1:35.293	25 - 1:38.093	35 - 1:35.607					
6 - 1:36.064	16 - 1:35.627	26 - 1:37.676	36 - 1:36.389					
7 - 1:36.553	17 - 1:36.816	27 - 1:37.417	37 - 1:36.251					
8 - 1:34.747	18 - 1:34.315	28 - 1:38.073						
9 - 1:36.692	19 - 1:35.029	29 - 1:37.551						
10 - 1:36.893	20 - 1:39.363P	30 - 1:35.906						
20	Dovey/McIntyre	Lister Knobbly						
1 - 1:44.987	6 - 1:35.918	11 - 1:34.764	16 - 1:43.395P	21 - 1:28.568	26 - 1:28.141	31 - 1:27.090		
2 - 1:36.013	7 - 1:36.564	12 - 1:34.837	17 - 2:15.245	22 - 1:27.858	27 - 1:26.404	32 - 1:25.249		
3 - 1:32.017	8 - 1:35.539	13 - 1:37.937	18 - 7:56.978P	23 - 1:27.512	28 - 1:27.459	33 - 1:26.501		
4 - 1:31.835	9 - 1:37.413	14 - 1:38.874	19 - 2:05.022	24 - 1:27.196	29 - 1:27.574	34 - 1:27.266		
5 - 1:42.156	10 - 1:34.684	15 - 1:35.049	20 - 1:28.315	25 - 1:27.797	30 - 1:28.226	35 - 1:27.452		

Weather/Track: Sun/Dry

www.mstworld.com

Page 2 of 7

Donington Park
 Circuit Length = 1.9573 miles.
 Start: 14:21 End: 15:21

Printed - 15:25 Sunday, 01 May 2011

Stirling Moss Trophy for Pre 61 Sports Cars
RACE 9 - LAP ANALYSIS - Donington Park - 1 May 2011
 (contd.)

21	Dodd/Dodd	Cooper Monaco			
1 - 1:26.047	11 - 1:26.482	21 - 4:14.398	31 - 1:22.591	41 - 1:23.941	
2 - 1:22.010	12 - 1:24.625	22 - 1:22.993	32 - 1:22.420	42 - 1:23.511	
3 - 1:21.614	13 - 1:24.470	23 - 1:24.006	33 - 1:22.626		
4 - 1:21.206	14 - 1:25.905	24 - 1:23.533	34 - 1:23.547		
5 - 1:21.199	15 - 1:24.858	25 - 1:23.077	35 - 1:22.056		
6 - 1:24.110	16 - 1:23.880	26 - 1:23.344	36 - 1:22.418		
7 - 1:23.722	17 - 1:23.348	27 - 1:22.950	37 - 1:22.260		
8 - 1:23.968	18 - 1:23.405	28 - 1:22.221	38 - 1:21.914		
9 - 1:22.259	19 - 1:23.153	29 - 1:25.301	39 - 1:22.013		
10 - 1:23.346	20 - 1:27.566P	30 - 1:22.811	40 - 1:21.854		
22	Attwood	Aston Martin DBR1			
1 - 1:27.396	11 - 1:23.756	21 - 1:29.202P	31 - 1:25.165	41 - 1:22.892	
2 - 1:23.450	12 - 1:24.547	22 - 2:31.395	32 - 1:23.632	42 - 1:23.611	
3 - 1:23.582	13 - 1:24.895	23 - 1:24.479	33 - 1:23.262		
4 - 1:23.090	14 - 1:25.748	24 - 1:24.736	34 - 1:23.413		
5 - 1:23.586	15 - 1:24.895	25 - 1:23.908	35 - 1:24.156		
6 - 1:24.579	16 - 1:25.858	26 - 1:24.870	36 - 1:24.151		
7 - 1:24.406	17 - 1:26.310	27 - 1:25.098	37 - 1:23.442		
8 - 1:24.863	18 - 1:23.014	28 - 1:24.122	38 - 1:24.803		
9 - 1:23.577	19 - 1:23.498	29 - 1:23.396	39 - 1:23.212		
10 - 1:23.545	20 - 1:23.621	30 - 1:24.005	40 - 1:23.670		
23	Gravier/Thoulouse	Lotus XI			
1 - 1:45.577	6 - 1:28.147	11 - 1:31.921	16 - 1:30.470	21 - 1:28.742	26 - 2:33.895
2 - 1:31.588	7 - 1:27.981	12 - 1:27.649	17 - 1:32.149	22 - 1:29.938	27 - 1:30.101
3 - 1:30.925	8 - 1:31.955	13 - 1:28.560	18 - 1:29.578	23 - 1:27.100	28 - 1:29.583
4 - 1:29.364	9 - 1:31.564	14 - 1:28.774	19 - 1:32.969	24 - 1:30.382	29 - 1:41.889P
5 - 1:28.709	10 - 1:30.742	15 - 1:29.131	20 - 1:28.900	25 - 1:35.855P	
25	McWhirter	Jaguar Lister Costin			
1 - 1:34.603	11 - 1:25.040	21 - 1:25.277	31 - 1:25.328		
2 - 1:26.360	12 - 1:25.239	22 - 1:26.112	32 - 1:25.826		
3 - 1:26.333	13 - 1:24.639	23 - 1:25.420	33 - 1:27.312		
4 - 1:24.209	14 - 1:26.197	24 - 1:26.670	34 - 1:39.305		
5 - 1:25.603	15 - 1:31.867P	25 - 1:29.032	35 - 1:26.916		
6 - 1:24.967	16 - 2:33.263	26 - 1:27.504	36 - 1:25.073		
7 - 1:27.089	17 - 1:26.635	27 - 1:27.243	37 - 1:26.253		
8 - 1:25.772	18 - 1:25.539	28 - 1:52.273			
9 - 1:25.432	19 - 1:25.925	29 - 1:26.494			
10 - 1:25.789	20 - 1:26.089	30 - 1:25.723			

Weather/Track: Sun/Dry

www.mstworld.com

Page 3 of 7

Donington Park
 Circuit Length = 1.9573 miles.
 Start: 14:21 End: 15:21

Printed - 15:25 Sunday, 01 May 2011

Stirling Moss Trophy for Pre 61 Sports Cars
RACE 9 - LAP ANALYSIS - Donington Park - 1 May 2011
 (contd.)

27	Axisa/Naveau	Lotus XI Le Mans Series 1					
1 - 1:52.092	6 - 1:34.469	11 - 1:34.774	16 - 1:40.885P	21 - 1:49.990	26 - 1:34.985	31 - 1:37.169	
2 - 1:34.200	7 - 1:34.656	12 - 1:37.672	17 - 2:44.556	22 - 1:38.390	27 - 1:37.082	32 - 1:36.092	
3 - 1:34.725	8 - 1:35.047	13 - 1:34.735	18 - 1:36.827	23 - 1:38.235	28 - 1:37.156	33 - 1:39.943	
4 - 1:35.202	9 - 1:35.376	14 - 1:36.385	19 - 1:36.822	24 - 1:36.502	29 - 1:34.793		
5 - 1:35.344	10 - 1:33.845	15 - 1:37.016	20 - 1:40.030	25 - 1:36.568	30 - 1:35.116		
29	Pearson/Pearson	Jaguar D Type					
1 - 1:35.552	6 - 1:24.751	11 - 1:24.960	16 - 1:25.016				
2 - 1:26.403	7 - 1:25.924	12 - 1:26.684	17 - 1:31.393P				
3 - 1:25.393	8 - 1:26.041	13 - 1:26.163					
4 - 1:25.183	9 - 1:26.666	14 - 1:26.059					
5 - 1:25.348	10 - 1:27.293	15 - 1:25.916					
33	Phillips/Phillips	Lola Mk1 Prototype					
1 - 1:35.578	11 - 1:27.343	21 - 1:26.893	31 - 1:27.106				
2 - 1:28.337	12 - 1:28.780	22 - 1:29.059	32 - 1:26.207				
3 - 1:28.087	13 - 1:26.893	23 - 1:24.755	33 - 1:25.777				
4 - 1:27.086	14 - 1:26.906	24 - 1:46.524	34 - 1:27.921				
5 - 1:27.833	15 - 1:27.962	25 - 1:24.965	35 - 1:26.426				
6 - 1:26.997	16 - 1:28.558	26 - 1:25.227	36 - 1:27.251				
7 - 1:26.698	17 - 1:28.024	27 - 1:24.841	37 - 1:27.219				
8 - 1:27.083	18 - 1:29.464	28 - 1:24.270	38 - 1:27.629				
9 - 1:28.128	19 - 1:34.658P	29 - 1:23.962	39 - 1:43.794P				
10 - 1:26.440	20 - 2:17.189	30 - 1:27.401					
34	Ulrich/Green	Maserati 300S					
1 - 1:45.895	6 - 1:28.553	11 - 1:31.375					
2 - 1:32.762	7 - 1:29.005	12 - 1:28.814					
3 - 1:31.167	8 - 1:28.658	13 - 1:29.065					
4 - 1:30.562	9 - 1:31.068						
5 - 1:29.056	10 - 1:31.103						
35	Verdon-Roe	Ferrari 246S					
1 - 1:24.497	11 - 1:22.514	21 - 2:26.333	31 - 1:22.012	41 - 1:22.095			
2 - 1:21.509	12 - 1:21.234	22 - 1:21.592	32 - 1:23.327	42 - 1:21.349			
3 - 1:21.234	13 - 1:22.149	23 - 1:21.623	33 - 1:22.721	43 - 1:22.262			
4 - 1:21.651	14 - 1:22.418	24 - 1:23.096	34 - 1:22.261				
5 - 1:21.576	15 - 1:21.390	25 - 1:22.228	35 - 1:22.709				
6 - 1:22.386	16 - 1:22.073	26 - 1:22.678	36 - 1:22.796				
7 - 1:22.478	17 - 1:21.508	27 - 1:23.503	37 - 1:22.758				
8 - 1:21.166	18 - 1:21.576	28 - 1:21.958	38 - 1:22.522				
9 - 1:21.377	19 - 1:21.405	29 - 1:21.653	39 - 1:22.146				
10 - 1:23.077	20 - 1:27.973P	30 - 1:21.513	40 - 1:22.460				

Weather/Track: Sun/Dry

www.mstworld.com

Page 4 of 7

Donington Park
 Circuit Length = 1.9573 miles.
 Start: 14:21 End: 15:21

Printed - 15:25 Sunday, 01 May 2011

Stirling Moss Trophy for Pre 61 Sports Cars
RACE 9 - LAP ANALYSIS - Donington Park - 1 May 2011
 (contd.)

37	Walker/Wright	Lotus XI			
1 - 1:45.444	6 - 1:25.612	11 - 1:27.896			
2 - 1:27.671	7 - 1:26.386	12 - 1:46.596P			
3 - 1:25.571	8 - 1:25.835				
4 - 1:26.849	9 - 1:27.727				
5 - 1:25.602	10 - 1:26.990				
42	Woolley	Cooper Monaco			
1 - 1:33.358	6 - 1:30.173	11 - 1:27.264	16 - 1:26.988	21 - 2:35.355	
2 - 1:27.379	7 - 1:27.811	12 - 1:28.257	17 - 1:26.391	22 - 2:01.545P	
3 - 1:26.382	8 - 1:28.172	13 - 1:26.834	18 - 1:27.352		
4 - 1:26.559	9 - 1:28.339	14 - 1:27.736	19 - 1:25.362		
5 - 1:26.835	10 - 1:25.851	15 - 1:26.267	20 - 1:32.822P		
57	Rutt/Sugden	Lola Mk1			
1 - 1:34.283	11 - 1:35.664	21 - 1:31.785P	31 - 1:26.597		
2 - 1:29.096	12 - 1:36.053	22 - 2:31.228	32 - 1:27.320		
3 - 1:27.911	13 - 1:30.490	23 - 1:29.357	33 - 1:26.614		
4 - 1:26.852	14 - 1:30.165	24 - 1:26.712	34 - 1:25.769		
5 - 1:28.097	15 - 1:31.088	25 - 1:26.733	35 - 1:27.537		
6 - 1:27.743	16 - 1:31.606	26 - 1:31.477	36 - 1:25.621		
7 - 1:27.103	17 - 1:29.846	27 - 1:27.035	37 - 1:26.239		
8 - 1:27.271	18 - 1:30.175	28 - 1:26.228	38 - 1:25.699		
9 - 1:29.090	19 - 1:28.471	29 - 1:26.191	39 - 1:26.150		
10 - 1:28.561	20 - 1:30.753	30 - 1:25.915	40 - 1:27.045		
60	Deneve/Peeters	Lotus XI			
1 - 1:53.697	11 - 1:41.166	21 - 1:30.996	31 - 1:30.201		
2 - 1:38.796	12 - 1:40.627	22 - 1:30.035	32 - 1:30.553		
3 - 1:38.537	13 - 1:42.010	23 - 1:29.394	33 - 1:29.284		
4 - 1:39.293	14 - 1:47.754P	24 - 1:33.702	34 - 1:29.402		
5 - 1:40.954	15 - 2:36.203	25 - 1:31.878	35 - 1:29.884		
6 - 1:40.369	16 - 1:32.220	26 - 1:32.242	36 - 1:29.317		
7 - 1:41.484	17 - 1:29.246	27 - 1:29.485	37 - 1:42.069		
8 - 1:39.298	18 - 1:29.785	28 - 1:29.526	38 - 1:29.560		
9 - 1:40.767	19 - 1:30.680	29 - 1:29.545			
10 - 1:42.277	20 - 1:30.085	30 - 1:29.696			

Weather/Track: Sun/Dry

www.mstworld.com

Page 5 of 7

Donington Park
 Circuit Length = 1.9573 miles.
 Start: 14:21 End: 15:21
 Printed - 15:25 Sunday, 01 May 2011

Stirling Moss Trophy for Pre 61 Sports Cars
RACE 9 - LAP ANALYSIS - Donington Park - 1 May 2011
 (contd.)

62	Paul/Bourne	Elva Mk5			
1 - 1:32.747	11 - 1:30.556	21 - 1:25.185	31 - 1:24.473	41 - 1:28.236	
2 - 1:30.218	12 - 1:28.706	22 - 1:26.434	32 - 1:24.002		
3 - 1:30.362	13 - 1:30.717	23 - 1:24.737	33 - 1:26.328		
4 - 1:27.968	14 - 1:27.759	24 - 1:41.796	34 - 1:25.683		
5 - 1:27.616	15 - 1:32.909 ^P	25 - 1:26.599	35 - 1:25.518		
6 - 1:27.837	16 - 2:21.821	26 - 1:25.601	36 - 1:25.530		
7 - 1:27.348	17 - 1:26.652	27 - 1:24.789	37 - 1:29.502		
8 - 1:27.149	18 - 1:25.417	28 - 1:24.545	38 - 1:29.010		
9 - 1:27.921	19 - 1:25.592	29 - 1:23.706	39 - 1:26.685		
10 - 1:28.306	20 - 1:25.016	30 - 1:25.413	40 - 1:27.408		
70	Kremer/Kremer	Lotus 17 Prototype			
1 - 1:26.930	11 - 1:23.343	21 - 1:24.330	31 - 1:30.073	41 - 1:32.806	
2 - 1:22.824	12 - 1:27.353	22 - 1:22.932	32 - 1:29.902		
3 - 1:22.961	13 - 1:25.715	23 - 1:31.198 ^P	33 - 1:31.654		
4 - 1:22.110	14 - 1:24.387	24 - 2:32.783	34 - 1:32.194		
5 - 1:21.872	15 - 1:27.560	25 - 1:34.762	35 - 1:30.431		
6 - 1:23.731	16 - 1:26.631	26 - 1:33.648	36 - 1:30.841		
7 - 1:25.398	17 - 1:27.986	27 - 1:36.312	37 - 1:30.164		
8 - 1:23.728	18 - 1:24.307	28 - 1:32.191	38 - 1:30.146		
9 - 1:23.131	19 - 1:27.811	29 - 1:32.369	39 - 1:31.311		
10 - 1:23.493	20 - 1:30.845	30 - 1:31.757	40 - 1:33.426		
77	Van Der Kroft/McCaig	Cooper T49			
1 - 1:31.775	11 - 1:25.565	21 - 1:23.004	31 - 1:22.519	41 - 1:22.309	
2 - 1:26.768	12 - 1:25.925	22 - 1:24.183	32 - 1:26.816	42 - 1:22.941	
3 - 1:26.262	13 - 1:24.722	23 - 1:26.668	33 - 1:24.180		
4 - 1:26.024	14 - 1:24.840	24 - 1:25.927	34 - 1:22.293		
5 - 1:28.680	15 - 1:25.468	25 - 1:27.722	35 - 1:24.954		
6 - 1:25.222	16 - 1:25.798	26 - 1:24.921	36 - 1:22.724		
7 - 1:25.702	17 - 1:28.122 ^P	27 - 1:22.653	37 - 1:23.103		
8 - 1:24.905	18 - 2:19.014	28 - 1:21.897	38 - 1:22.344		
9 - 1:27.543	19 - 1:23.015	29 - 1:22.004	39 - 1:22.052		
10 - 1:25.520	20 - 1:23.547	30 - 1:22.274	40 - 1:22.271		
81	Clark	Cooper			
1 - 1:49.158	11 - 1:27.415	21 - 1:32.394 ^P	31 - 1:32.637		
2 - 1:30.029	12 - 1:30.424	22 - 2:41.203	32 - 1:30.854		
3 - 1:29.163	13 - 1:28.585	23 - 1:32.038	33 - 1:46.205		
4 - 1:27.849	14 - 1:29.040	24 - 1:31.078	34 - 1:33.280		
5 - 1:27.588	15 - 1:29.404	25 - 1:30.317	35 - 1:41.138 ^P		
6 - 1:27.928	16 - 1:30.547	26 - 1:38.588	36 - 2:15.102		
7 - 1:29.616	17 - 1:29.177	27 - 1:31.395	37 - 1:31.129		
8 - 1:28.120	18 - 1:29.625	28 - 1:30.597	38 - 1:33.487		
9 - 1:27.668	19 - 1:27.716	29 - 1:32.608	39 - 1:34.750		
10 - 1:29.375	20 - 1:27.766	30 - 1:38.628			

Weather/Track: Sun/Dry

www.mstworld.com

Page 6 of 7

Donington Park
 Circuit Length = 1.9573 miles.
 Start: 14:21 End: 15:21

Printed - 15:25 Sunday, 01 May 2011

Stirling Moss Trophy for Pre 61 Sports Cars
RACE 9 - LAP ANALYSIS - Donington Park - 1 May 2011
 (contd.)

85	Bond	Lister Bristol Flat Iron			
1 - 1:46.537	11 - 1:29.345	21 - 1:28.919	31 - 1:29.554		
2 - 1:32.397	12 - 1:28.153	22 - 1:28.720	32 - 1:28.625		
3 - 1:31.679	13 - 1:29.269	23 - 1:28.229	33 - 1:28.928		
4 - 1:30.891	14 - 1:29.619	24 - 1:37.960P	34 - 1:28.212		
5 - 1:29.210	15 - 1:29.261	25 - 2:36.414	35 - 1:28.269		
6 - 1:28.500	16 - 1:31.777	26 - 1:28.796	36 - 1:28.391		
7 - 1:29.627	17 - 1:31.151	27 - 1:29.666	37 - 1:28.373		
8 - 1:29.440	18 - 1:29.093	28 - 1:30.975	38 - 1:29.387		
9 - 1:29.121	19 - 1:29.394	29 - 1:31.916	39 - 1:30.558		
10 - 1:30.228	20 - 1:28.247	30 - 1:28.420	40 - 1:29.229		
88	Begbie	Elva Mk IV			
1 - 1:47.336	6 - 1:34.209				
2 - 1:34.791	7 - 1:37.303				
3 - 1:39.397P	8 - 1:55.280P				
4 - 2:28.281					
5 - 1:33.791					
133	Minshaw/Stretton	Lister Jaguar Knobbly			
1 - 1:25.838	11 - 1:22.940	21 - 1:22.745	31 - 1:21.015	41 - 1:22.369	
2 - 1:21.196	12 - 1:22.308	22 - 1:24.712	32 - 1:21.733	42 - 1:21.340	
3 - 1:20.827	13 - 3:38.769P	23 - 1:21.519	33 - 1:22.281		
4 - 1:21.548	14 - 2:48.043	24 - 1:24.763	34 - 1:22.085		
5 - 1:21.272	15 - 1:22.511	25 - 1:22.922	35 - 1:21.950		
6 - 1:22.058	16 - 1:23.775	26 - 1:21.072	36 - 1:21.038		
7 - 1:22.422	17 - 1:22.701	27 - 1:21.954	37 - 1:22.068		
8 - 1:20.952	18 - 1:23.249	28 - 1:21.238	38 - 1:21.034		
9 - 1:20.787	19 - 1:22.566	29 - 1:21.522	39 - 1:21.002		
10 - 1:22.237	20 - 1:21.685	30 - 1:24.159	40 - 1:21.709		

Weather/Track: Sun/Dry

www.mstworld.com

Page 7 of 7

Donington Park
 Circuit Length = 1.9573 miles.
 Start: 14:21 End: 15:21

Printed - 15:25 Sunday, 01 May 2011

Stirling Moss Trophy for Pre 61 Sports Cars

RACE 9 - LAP CHART - Donington Park - 1 May 2011

Lap 1			Lap 2			Lap 3			Lap 4			Lap 5		
No	Behind	Laptime	No	Behind	Laptime	No	Behind	Laptime	No	Behind	Laptime	No	Behind	Laptime
35		1:24.497	35		1:21.509	35		1:21.234	35		1:21.651	35		1:21.576
1	1.170	1:25.667	133	1.028	1:21.196	133	0.621	1:20.827	133	0.518	1:21.548	133	0.214	1:21.272
133	1.341	1:25.838	21	2.051	1:22.010	21	2.431	1:21.614	21	1.986	1:21.206	21	1.609	1:21.199
21	1.550	1:26.047	1	2.768	1:23.107	1	3.695	1:22.161	1	4.447	1:22.403	1	5.528	1:22.657
70	2.433	1:26.930	70	3.748	1:22.824	70	5.475	1:22.961	70	5.934	1:22.110	70	6.230	1:21.872
22	2.899	1:27.396	22	4.840	1:23.450	22	7.188	1:23.582	22	8.627	1:23.090	22	10.637	1:23.586
10	4.464	1:28.961	10	8.269	1:25.314	10	12.764	1:25.729	10	16.574	1:25.461	10	19.998	1:25.000
77	7.278	1:31.775	77	12.537	1:26.768	77	17.565	1:26.262	77	21.938	1:26.024	25	26.641	1:25.603
62	8.250	1:32.747	42	14.731	1:27.379	42	19.879	1:26.382	25	22.614	1:24.209	29	27.412	1:25.348
42	8.861	1:33.358	25	14.957	1:26.360	25	20.056	1:26.333	29	23.640	1:25.183	77	29.042	1:28.680
57	9.786	1:34.283	29	15.949	1:26.403	29	20.108	1:25.393	42	24.787	1:26.559	42	30.046	1:26.835
25	10.106	1:34.603	62	16.959	1:30.218	57	24.050	1:27.911	57	29.251	1:26.852	57	35.772	1:28.097
33	11.081	1:35.578	57	17.373	1:29.096	33	24.762	1:28.087	33	30.197	1:27.086	33	36.454	1:27.833
29	11.055	1:35.552	33	17.909	1:28.337	4	25.789	1:28.336	4	31.654	1:27.516	4	37.782	1:27.704
4	12.677	1:37.174	4	18.687	1:27.519	62	26.087	1:30.362	62	32.404	1:27.968	62	38.444	1:27.616
9	15.994	1:40.491	9	22.720	1:28.235	9	29.389	1:27.903	9	36.565	1:28.827	88	1 LAP	2:28.281
12	17.415	1:41.912	12	26.501	1:30.595	37	31.446	1:25.571	37	36.644	1:26.849	37	40.670	1:25.602
11	19.618	1:44.115	37	27.109	1:27.671	6	36.271	1:29.589	6	43.244	1:28.624	9	42.546	1:27.557
6	19.587	1:44.084	6	27.916	1:29.838	12	36.740	1:31.473	12	44.579	1:29.490	6	50.298	1:28.630
20	20.490	1:44.987	11	29.629	1:31.520	11	40.563	1:32.168	81	47.308	1:27.849	12	52.084	1:29.081
37	20.947	1:45.444	23	31.159	1:31.588	23	40.850	1:30.925	23	48.563	1:29.364	81	53.320	1:27.588
23	21.080	1:45.577	34	32.651	1:32.762	81	41.110	1:29.163	34	51.495	1:30.562	23	55.696	1:28.709
34	21.398	1:45.895	85	32.928	1:32.397	34	42.584	1:31.167	85	52.613	1:30.891	34	58.975	1:29.056
85	22.040	1:46.537	81	33.181	1:30.029	85	43.373	1:31.679	11	55.720	1:36.808	85	1:00.247	1:29.210
88	22.839	1:47.336	20	34.994	1:36.013	20	45.777	1:32.017	20	55.961	1:31.835	11	1:09.046	1:34.902
81	24.661	1:49.158	88	36.121	1:34.791	27	53.777	1:34.725	27	1:07.328	1:35.202	20	1:16.541	1:42.156
19	25.579	1:50.076	19	39.820	1:35.750	88	54.284	1:39.397P	5	1:11.177	1:36.676	27	1:21.096	1:35.344
27	27.595	1:52.092	27	40.286	1:34.200	19	55.468	1:36.882	19	1:12.016	1:38.199			
5	28.273	1:52.770	5	41.278	1:34.514	5	56.152	1:36.108	60	1:21.432	1:39.293			
60	29.200	1:53.697	60	46.487	1:38.796	60	1:03.790	1:38.537						

Weather/Track: Sun/Dry

www.mstworld.com

Page 1 of 9

Donington Park
Circuit Length = 1.9573 miles.
Start: 14:21 End: 15:21

Printed - 15:25 Sunday, 01 May 2011

Stirling Moss Trophy for Pre 61 Sports Cars
RACE 9 - LAP CHART - Donington Park - 1 May 2011
 (contd.)

Lap 6			Lap 7			Lap 8			Lap 9			Lap 10		
No	Behind	Laptime	No	Behind	Laptime	No	Behind	Laptime	No	Behind	Laptime	No	Behind	Laptime
133		1:22.058	133		1:22.422	133		1:20.952	133		1:20.787	133		1:22.237
35	0.114	1:22.386	35	0.170	1:22.478	35	0.384	1:21.166	35	0.974	1:21.377	35	1.814	1:23.077
21	3.447	1:24.110	11	1 LAP	1:36.164	21	7.763	1:23.968	85	1 LAP	1:29.440	12	1 LAP	1:31.584
5	1 LAP	1:36.501	21	4.747	1:23.722	1	11.649	1:23.442	21	9.235	1:22.259	23	1 LAP	1:31.564
19	1 LAP	1:37.262	20	1 LAP	1:35.918	70	13.441	1:23.728	1	15.497	1:24.635	34	1 LAP	1:31.068
1	7.375	1:24.119	1	9.159	1:24.206	11	1 LAP	1:34.437	70	15.785	1:23.131	85	1 LAP	1:29.121
70	7.689	1:23.731	70	10.665	1:25.398	22	18.839	1:24.863	22	21.629	1:23.577	21	10.344	1:23.346
22	12.944	1:24.579	27	1 LAP	1:34.469	20	1 LAP	1:36.564	11	1 LAP	1:33.472	1	16.593	1:23.333
60	1 LAP	1:40.954	22	14.928	1:24.406	27	1 LAP	1:34.656	20	1 LAP	1:35.539	70	17.041	1:23.493
10	24.053	1:26.327	5	1 LAP	1:35.930	5	1 LAP	1:33.537	27	1 LAP	1:35.047	22	22.937	1:23.545
25	29.336	1:24.967	19	1 LAP	1:36.064	10	34.672	1:27.252	10	41.099	1:27.214	88	2 LAPS	1:55.280P
29	29.891	1:24.751	10	28.372	1:26.741	19	1 LAP	1:36.553	5	1 LAP	1:33.836	11	1 LAP	1:33.536
77	31.992	1:25.222	29	33.393	1:25.924	29	38.482	1:26.041	25	43.468	1:25.432	10	46.371	1:27.509
42	37.947	1:30.173	25	34.003	1:27.089	25	38.823	1:25.772	29	44.361	1:26.666	25	47.020	1:25.789
33	41.179	1:26.997	77	35.272	1:25.702	77	39.225	1:24.905	77	45.981	1:27.543	77	49.264	1:25.520
57	41.243	1:27.743	60	1 LAP	1:40.369	42	50.556	1:28.172	19	1 LAP	1:34.747	29	49.417	1:27.293
4	42.755	1:27.245	42	43.336	1:27.811	33	51.586	1:27.083	42	58.108	1:28.339	27	1 LAP	1:35.376
62	44.009	1:27.837	33	45.455	1:26.698	57	52.243	1:27.271	33	58.927	1:28.128	20	1 LAP	1:37.413
37	44.010	1:25.612	57	45.924	1:27.103	37	52.857	1:25.835	37	59.797	1:27.727	5	1 LAP	1:34.126
9	49.060	1:28.786	4	47.814	1:27.481	4	54.665	1:27.803	57	1:00.546	1:29.090	42	1:01.722	1:25.851
88	1 LAP	1:33.791	37	47.974	1:26.386	62	55.132	1:27.149	4	1:02.100	1:28.222	19	1 LAP	1:36.692
6	55.966	1:27.940	62	48.935	1:27.348	60	1 LAP	1:41.484	62	1:02.266	1:27.921	33	1:03.130	1:26.440
12	58.267	1:28.455	9	53.519	1:26.881	9	59.514	1:26.947	9	1:06.377	1:27.650	37	1:04.550	1:26.990
81	58.976	1:27.928	6	1:01.630	1:28.086	6	1:09.524	1:28.846	60	1 LAP	1:39.298	57	1:06.870	1:28.561
23	1:01.571	1:28.147	88	1 LAP	1:34.209	81	1:13.338	1:28.120	6	1:17.085	1:28.348	4	1:08.218	1:28.355
34	1:05.256	1:28.553	12	1:05.605	1:29.760	12	1:17.334	1:32.681	81	1:20.219	1:27.668	62	1:08.335	1:28.306
85	1:06.475	1:28.500	81	1:06.170	1:29.616	23	1:18.133	1:31.955				9	1:13.152	1:29.012
			23	1:07.130	1:27.981	88	1 LAP	1:37.303						
			34	1:11.839	1:29.005	34	1:19.545	1:28.658						
			85	1:13.680	1:29.627									

Weather/Track: Sun/Dry

www.mstworld.com

Donington Park
 Circuit Length = 1.9573 miles.
 Start: 14:21 End: 15:21

Stirling Moss Trophy for Pre 61 Sports Cars
RACE 9 - LAP CHART - Donington Park - 1 May 2011
 (contd.)

Lap 11			Lap 12			Lap 13			Lap 14			Lap 15		
No	Behind	Laptime	No	Behind	Laptime	No	Behind	Laptime	No	Behind	Laptime	No	Behind	Laptime
133		1:22.940	133		1:22.308	35		1:22.149	35		1:22.418	35		1:21.390
35	1.388	1:22.514	35	0.314	1:21.234	19	2 LAPS	1:34.881	20	2 LAPS	1:34.837	42	1 LAP	1:27.736
6	1 LAP	1:29.839	6	1 LAP	1:29.288	37	1 LAP	1:46.596P	27	2 LAPS	1:37.672	33	1 LAP	1:26.906
81	1 LAP	1:29.375	81	1 LAP	1:27.415	57	1 LAP	1:36.053	62	1 LAP	1:30.717	11	2 LAPS	1:34.380
60	2 LAPS	1:40.767	21	16.203	1:24.625	81	1 LAP	1:30.424	4	1 LAP	1:31.824	62	1 LAP	1:27.759
12	1 LAP	1:28.693	12	1 LAP	1:29.228	21	18.210	1:24.470	5	2 LAPS	1:35.436	4	1 LAP	1:28.575
21	13.886	1:26.482	1	21.798	1:26.880	6	1 LAP	1:31.947	57	1 LAP	1:30.490	27	2 LAPS	1:34.735
23	1 LAP	1:30.742	70	22.489	1:27.353	1	24.684	1:25.349	19	2 LAPS	1:35.373	5	2 LAPS	1:35.089
85	1 LAP	1:30.228	85	1 LAP	1:29.345	12	1 LAP	1:29.456	21	21.697	1:25.905	20	2 LAPS	1:37.937
34	1 LAP	1:31.103	23	1 LAP	1:31.921	70	25.741	1:25.715	81	1 LAP	1:28.585	21	25.165	1:24.858
1	17.226	1:23.573	34	1 LAP	1:31.375	85	1 LAP	1:28.153	6	1 LAP	1:28.849	57	1 LAP	1:30.165
70	17.444	1:23.343	22	25.992	1:24.547	22	28.424	1:24.895	1	27.389	1:25.123	81	1 LAP	1:29.040
22	23.753	1:23.756	60	2 LAPS	1:42.277	23	1 LAP	1:27.649	70	27.710	1:24.387	1	32.930	1:26.931
10	48.959	1:25.528	25	52.051	1:25.239	34	1 LAP	1:28.814	22	31.754	1:25.748	70	33.880	1:27.560
11	1 LAP	1:34.027	10	52.951	1:26.300	60	2 LAPS	1:41.166	12	1 LAP	1:31.211	6	1 LAP	1:30.725
25	49.120	1:25.040	77	55.506	1:25.925	25	54.227	1:24.639	85	1 LAP	1:29.269	22	35.259	1:24.895
29	51.437	1:24.960	29	55.813	1:26.684	10	55.376	1:24.888	23	1 LAP	1:28.560	19	2 LAPS	1:37.029
77	51.889	1:25.565	11	1 LAP	1:33.832	77	57.765	1:24.722	34	1 LAP	1:29.065	12	1 LAP	1:28.736
27	1 LAP	1:33.845	42	1:11.995	1:28.257	29	59.513	1:26.163	133	1 LAP	3:38.769P	23	1 LAP	1:28.774
20	1 LAP	1:34.684	33	1:14.005	1:28.780	11	1 LAP	1:34.052	25	58.006	1:26.197	85	1 LAP	1:29.619
42	1:06.046	1:27.264	27	1 LAP	1:34.774	42	1:16.366	1:26.834	77	1:00.187	1:24.840	77	1:04.265	1:25.468
5	1 LAP	1:35.350	20	1 LAP	1:34.764	33	1:18.435	1:26.893	29	1:03.154	1:26.059	29	1:07.680	1:25.916
33	1:07.533	1:27.343	5	1 LAP	1:33.727				10	1:05.888	1:32.930P	25	1:08.483	1:31.867P
37	1:09.506	1:27.896	4	1:21.566	1:28.526				60	2 LAPS	1:40.627			
4	1:15.348	1:30.070	62	1:22.349	1:28.706									
62	1:15.951	1:30.556												
19	1 LAP	1:36.893												
57	1:19.594	1:35.664												

Weather/Track: Sun/Dry

Stirling Moss Trophy for Pre 61 Sports Cars
RACE 9 - LAP CHART - Donington Park - 1 May 2011
 (contd.)

Lap 16			Lap 17			Lap 18			Lap 19			Lap 20		
No	Behind	Laptime	No	Behind	Laptime	No	Behind	Laptime	No	Behind	Laptime	No	Behind	Laptime
35		1:22.073	35		1:21.508	35		1:21.576	35		1:21.405	35		1:27.973P
42	1 LAP	1:26.267	42	1 LAP	1:26.988	62	2 LAPS	2:21.821	62	2 LAPS	1:26.652	19	3 LAPS	1:36.816
60	3 LAPS	1:42.010	33	1 LAP	1:28.558	1	1 LAP	2:12.848	1	1 LAP	1:21.715	1	1 LAP	1:20.606
33	1 LAP	1:27.962	21	28.812	1:23.348	42	1 LAP	1:26.391	42	1 LAP	1:27.352	62	2 LAPS	1:25.417
11	2 LAPS	1:35.647	4	1 LAP	1:29.328	33	1 LAP	1:28.024	60	4 LAPS	2:36.203	42	1 LAP	1:25.362
4	1 LAP	1:28.815	11	2 LAPS	1:35.697	21	30.641	1:23.405	33	1 LAP	1:29.464	60	4 LAPS	1:32.220
62	1 LAP	1:32.909P	60	3 LAPS	1:47.754P	4	1 LAP	1:28.050	21	32.389	1:23.153	21	31.982	1:27.566P
21	26.972	1:23.880	22	43.846	1:26.310	11	2 LAPS	1:34.496	4	1 LAP	1:28.235	33	1 LAP	1:34.658P
27	2 LAPS	1:36.385	70	44.916	1:27.986	22	45.284	1:23.014	22	47.377	1:23.498	20	3 LAPS	2:15.245
5	2 LAPS	1:34.929	57	1 LAP	1:31.606	70	47.647	1:24.307	77	1 LAP	2:19.014	22	43.025	1:23.621
57	1 LAP	1:31.088	81	1 LAP	1:30.547	6	1 LAP	1:27.280	70	54.053	1:27.811	4	1 LAP	1:28.118
70	38.438	1:26.631	5	2 LAPS	1:34.159	57	1 LAP	1:29.846	6	1 LAP	1:27.340	77	1 LAP	1:23.015
81	1 LAP	1:29.404	6	1 LAP	1:29.288	81	1 LAP	1:29.177	133	2 LAPS	1:22.701	70	56.925	1:30.845
22	39.044	1:25.858	27	2 LAPS	1:37.016	133	2 LAPS	1:23.775	81	1 LAP	1:29.625	133	2 LAPS	1:23.249
20	2 LAPS	1:38.874	20	2 LAPS	1:35.049	5	2 LAPS	1:35.643	57	1 LAP	1:30.175	81	1 LAP	1:27.716
6	1 LAP	1:29.165	12	1 LAP	1:30.224	25	1 LAP	1:26.635	11	2 LAPS	1:42.725P	57	1 LAP	1:28.471
1	42.966	1:32.109P	25	1 LAP	2:33.263	23	1 LAP	1:32.149	25	1 LAP	1:25.539	25	1 LAP	1:25.925
12	1 LAP	1:29.270	23	1 LAP	1:30.470	27	2 LAPS	1:40.885P	5	2 LAPS	1:35.175	27	3 LAPS	2:44.556
19	2 LAPS	1:35.358	133	2 LAPS	1:22.511	85	1 LAP	1:31.151	10	1 LAP	1:23.307	6	1 LAP	1:34.076P
23	1 LAP	1:29.131	85	1 LAP	1:31.777	10	1 LAP	1:23.924	23	1 LAP	1:29.578	10	1 LAP	1:21.848
85	1 LAP	1:29.261	19	2 LAPS	1:35.293	20	2 LAPS	1:43.395P	85	1 LAP	1:29.093	85	1 LAP	1:29.394
133	2 LAPS	2:48.043	10	1 LAP	1:24.433	19	2 LAPS	1:35.627				23	1 LAP	1:32.969
77	1:07.990	1:25.798	77	1:14.604	1:28.122P							5	2 LAPS	1:36.457
10	1 LAP	2:46.935	29	1:20.508	1:31.393P							1	1:26.243	1:20.570
29	1:10.623	1:25.016										62	1 LAP	1:25.592
												19	2 LAPS	1:34.315
												11	2 LAPS	2:06.112
												42	1:50.941	1:32.822P
												60	3 LAPS	1:29.246
												77	2:09.226	1:23.547

Weather/Track: Sun/Dry

www.mstworld.com

Donington Park
 Circuit Length = 1.9573 miles.
 Start: 14:21 End: 15:21

Stirling Moss Trophy for Pre 61 Sports Cars
RACE 9 - LAP CHART - Donington Park - 1 May 2011
 (contd.)

Lap 21			Lap 22			Lap 23			Lap 24			Lap 25		
No	Behind	Laptime	No	Behind	Laptime	No	Behind	Laptime	No	Behind	Laptime	No	Behind	Laptime
22		1:29.202P	70		1:22.932	35		1:21.623	35		1:23.096	35		1:22.228
4	1 LAP	1:33.571P	35	3.738	1:21.592	6	2 LAPS	1:33.438	57	2 LAPS	2:31.228	60	4 LAPS	1:30.996
133	2 LAPS	1:22.566	25	1 LAP	1:25.277	70	5.837	1:31.198P	10	1 LAP	1:23.210	10	1 LAP	1:23.317
70	9.028	1:24.330	10	1 LAP	1:23.072	10	1 LAP	1:23.005	81	2 LAPS	2:41.203	57	2 LAPS	1:29.357
35	14.106	2:26.333	81	1 LAP	1:32.394P	25	1 LAP	1:26.112	6	2 LAPS	1:33.183	25	1 LAP	1:26.670
81	1 LAP	1:27.766	57	1 LAP	1:31.785P	1	21.819	1:20.654	25	1 LAP	1:25.420	81	2 LAPS	1:32.038
25	1 LAP	1:26.089	1	26.526	1:22.718	85	1 LAP	1:28.720	1	21.708	1:22.985	1	24.094	1:24.614
10	1 LAP	1:23.510	85	1 LAP	1:28.919	33	1 LAP	1:29.059	33	1 LAP	1:24.755	6	2 LAPS	1:33.548
57	1 LAP	1:30.753	27	3 LAPS	1:36.822	62	1 LAP	1:26.434	85	1 LAP	1:28.229	20	7 LAPS	7:56.978P
27	3 LAPS	1:36.827	33	1 LAP	1:26.893	23	1 LAP	1:29.938	62	1 LAP	1:24.737	23	1 LAP	1:30.382
85	1 LAP	1:28.247	23	1 LAP	1:28.742	27	3 LAPS	1:40.030	23	1 LAP	1:27.100	85	1 LAP	1:37.960P
1	35.768	1:21.752	62	1 LAP	1:25.185	4	1 LAP	1:28.061	4	1 LAP	1:26.463	4	1 LAP	1:26.787
23	1 LAP	1:28.900	42	1 LAP	2:35.355	11	2 LAPS	1:27.430	11	2 LAPS	1:26.096	11	2 LAPS	1:25.839
33	1 LAP	2:17.189	4	1 LAP	2:14.981	22	58.553	1:24.479	22	1:00.193	1:24.736	62	1 LAP	1:41.796
62	1 LAP	1:25.016	5	2 LAPS	1:33.627	5	2 LAPS	1:35.070	21	1 LAP	1:24.006	22	1:01.873	1:23.908
5	2 LAPS	1:35.100	11	2 LAPS	1:25.278	21	1 LAP	1:22.993	19	3 LAPS	2:42.329	21	1 LAP	1:23.533
11	2 LAPS	1:26.276	22	59.435	2:31.395	77	1:13.533	1:26.668	5	2 LAPS	1:38.885	33	1 LAP	1:46.524
19	2 LAPS	1:35.029	21	1 LAP	4:14.398	42	1 LAP	2:01.545P	70	1:15.524	2:32.783	19	3 LAPS	1:38.605
60	3 LAPS	1:29.785	19	2 LAPS	1:39.363P	133	1 LAP	1:24.712	77	1:16.364	1:25.927	133	1 LAP	1:24.763
77	1:20.003	1:23.004	77	1:12.226	1:24.183	60	3 LAPS	1:30.085	27	3 LAPS	1:49.990	77	1:21.858	1:27.722
6	1 LAP	2:33.946	60	3 LAPS	1:30.680				133	1 LAP	1:21.519			
133	1 LAP	1:21.685	133	1 LAP	1:22.745									

Weather/Track: Sun/Dry

www.mstworld.com

Page 5 of 9

Donington Park
 Circuit Length = 1.9573 miles.
 Start: 14:21 End: 15:21

Printed - 15:25 Sunday, 01 May 2011

Stirling Moss Trophy for Pre 61 Sports Cars
RACE 9 - LAP CHART - Donington Park - 1 May 2011
 (contd.)

Lap 26			Lap 27			Lap 28			Lap 29			Lap 30		
No	Behind	Laptime	No	Behind	Laptime	No	Behind	Laptime	No	Behind	Laptime	No	Behind	Laptime
35		1:22.678	35		1:23.503	35		1:21.958	35		1:21.653	35		1:21.513
5	3 LAPS	1:34.954	77	1 LAP	1:24.921	77	1 LAP	1:22.653	77	1 LAP	1:21.897	77	1 LAP	1:22.004
70	1 LAP	1:34.762	20	8 LAPS	2:05.022	20	8 LAPS	1:28.315	20	8 LAPS	1:28.568	20	8 LAPS	1:27.858
27	4 LAPS	1:38.390	19	4 LAPS	1:39.315	1	24.954	1:24.265	1	24.846	1:21.545	1	30.485	1:27.152P
60	4 LAPS	1:30.035	5	3 LAPS	1:33.274	5	3 LAPS	1:34.902	57	2 LAPS	1:27.035	57	2 LAPS	1:26.228
57	2 LAPS	1:26.712	70	1 LAP	1:33.648	57	2 LAPS	1:31.477	5	3 LAPS	1:33.239	70	1 LAP	1:32.369
10	1 LAP	1:29.862P	60	4 LAPS	1:29.394	70	1 LAP	1:36.312	70	1 LAP	1:32.191	60	4 LAPS	1:32.242
1	24.105	1:22.689	57	2 LAPS	1:26.733	60	4 LAPS	1:33.702	60	4 LAPS	1:31.878	5	3 LAPS	1:38.246P
25	1 LAP	1:29.032	1	22.647	1:22.045	19	4 LAPS	1:41.396	19	4 LAPS	1:38.093	19	4 LAPS	1:37.676
81	2 LAPS	1:31.078	27	4 LAPS	1:38.235	25	1 LAP	1:27.243	27	4 LAPS	1:36.568	21	1 LAP	1:25.301
6	2 LAPS	1:30.923	25	1 LAP	1:27.504	27	4 LAPS	1:36.502	10	3 LAPS	4:43.892P	27	4 LAPS	1:34.985
11	2 LAPS	1:25.177	81	2 LAPS	1:30.317	6	2 LAPS	1:31.355	6	2 LAPS	1:30.303	6	2 LAPS	1:30.663
21	1 LAP	1:23.077	6	2 LAPS	1:32.869	81	2 LAPS	1:38.588	85	2 LAPS	1:29.666	23	2 LAPS	1:29.583
4	1 LAP	1:27.478	85	2 LAPS	2:36.414	85	2 LAPS	1:28.796	23	2 LAPS	1:30.101	25	1 LAP	1:26.494
22	1:04.065	1:24.870	21	1 LAP	1:23.344	23	2 LAPS	2:33.895	81	2 LAPS	1:31.395	85	2 LAPS	1:30.975
62	1 LAP	1:26.599	11	2 LAPS	1:26.433	21	1 LAP	1:22.950	21	1 LAP	1:22.221	22	1:12.059	1:24.005
23	1 LAP	1:35.855P	22	1:05.660	1:25.098	22	1:07.824	1:24.122	25	1 LAP	1:52.273	81	2 LAPS	1:30.597
33	1 LAP	1:24.965	4	1 LAP	1:26.177	11	2 LAPS	1:26.906	22	1:09.567	1:23.396	62	1 LAP	1:23.706
133	1 LAP	1:22.922	62	1 LAP	1:25.601	4	1 LAP	1:25.147	4	1 LAP	1:24.575	4	1 LAP	1:24.731
			33	1 LAP	1:25.227	62	1 LAP	1:24.789	62	1 LAP	1:24.545	11	2 LAPS	1:24.655
			133	1 LAP	1:21.072	33	1 LAP	1:24.841	11	2 LAPS	1:25.656	33	1 LAP	1:23.962
						133	1 LAP	1:21.954	33	1 LAP	1:24.270	133	1 LAP	1:21.522
									133	1 LAP	1:21.238			

Weather/Track: Sun/Dry

www.mstworld.com

Donington Park
 Circuit Length = 1.9573 miles.
 Start: 14:21 End: 15:21

Stirling Moss Trophy for Pre 61 Sports Cars
RACE 9 - LAP CHART - Donington Park - 1 May 2011
 (contd.)

Lap 31			Lap 32			Lap 33			Lap 34			Lap 35		
No	Behind	Laptime	No	Behind	Laptime	No	Behind	Laptime	No	Behind	Laptime	No	Behind	Laptime
35		1:22.012	35		1:23.327	35		1:22.721	35		1:22.261	35		1:22.709
77	1 LAP	1:22.274	6	3 LAPS	1:35.844	11	3 LAPS	1:27.470	4	2 LAPS	1:24.970	70	2 LAPS	1:31.654
20	8 LAPS	1:27.512	77	1 LAP	1:22.519	85	3 LAPS	1:28.420	11	3 LAPS	1:26.138	62	2 LAPS	1:26.328
57	2 LAPS	1:26.191	23	3 LAPS	1:41.889P	33	2 LAPS	1:27.106	77	1 LAP	1:24.180	25	2 LAPS	1:27.312
60	4 LAPS	1:29.485	20	8 LAPS	1:27.196	77	1 LAP	1:26.816	33	2 LAPS	1:26.207	4	2 LAPS	1:24.063
70	1 LAP	1:31.757	5	4 LAPS	2:23.738	19	5 LAPS	1:38.073	85	3 LAPS	1:29.554	77	1 LAP	1:22.293
21	1 LAP	1:22.811	57	2 LAPS	1:25.915	6	3 LAPS	1:33.650	6	3 LAPS	1:29.468	11	3 LAPS	1:25.702
25	1 LAP	1:25.723	60	4 LAPS	1:29.526	27	5 LAPS	1:37.156	81	3 LAPS	1:32.637	33	2 LAPS	1:25.777
22	1:15.212	1:25.165	21	1 LAP	1:22.591	81	3 LAPS	1:38.628	27	5 LAPS	1:34.793	85	3 LAPS	1:28.625
62	1 LAP	1:25.413	70	1 LAP	1:30.073	20	8 LAPS	1:27.797	19	5 LAPS	1:37.551	6	3 LAPS	1:29.078
19	4 LAPS	1:37.417	22	1:15.517	1:23.632	5	4 LAPS	1:34.252	20	8 LAPS	1:28.141	81	3 LAPS	1:30.854
4	1 LAP	1:27.154	25	1 LAP	1:25.328	57	2 LAPS	1:26.597	57	2 LAPS	1:27.320	27	5 LAPS	1:35.116
133	1 LAP	1:24.159	133	1 LAP	1:21.015	21	1 LAP	1:22.420	5	4 LAPS	1:34.819	19	5 LAPS	1:35.906
85	2 LAPS	1:31.916	62	1 LAP	1:24.473	60	4 LAPS	1:29.545	21	1 LAP	1:22.626	20	8 LAPS	1:26.404
11	2 LAPS	1:27.483	4	1 LAP	1:24.571	70	1 LAP	1:29.902	22	1:17.210	1:23.413	57	2 LAPS	1:26.614
33	1 LAP	1:27.401				22	1:16.058	1:23.262	133	1 LAP	1:22.281	21	1 LAP	1:23.547
27	4 LAPS	1:37.082				133	1 LAP	1:21.733	60	4 LAPS	1:29.696	5	4 LAPS	1:34.092
81	2 LAPS	1:32.608				25	1 LAP	1:25.826				133	1 LAP	1:22.085
						62	1 LAP	1:24.002				22	1:18.657	1:24.156

Weather/Track: Sun/Dry

www.mstworld.com

Donington Park
 Circuit Length = 1.9573 miles.
 Start: 14:21 End: 15:21

Stirling Moss Trophy for Pre 61 Sports Cars
RACE 9 - LAP CHART - Donington Park - 1 May 2011
 (contd.)

Lap 36			Lap 37			Lap 38			Lap 39			Lap 40		
No	Behind	Laptime	No	Behind	Laptime	No	Behind	Laptime	No	Behind	Laptime	No	Behind	Laptime
35		1:22.796	35		1:22.758	35		1:22.522	35		1:22.146	35		1:22.460
62	2 LAPS	1:25.683	62	2 LAPS	1:25.518	5	5 LAPS	1:32.906	22	1 LAP	1:24.803	22	1 LAP	1:23.212
60	5 LAPS	1:30.201	4	2 LAPS	1:24.786	77	1 LAP	1:23.103	27	6 LAPS	1:39.943	77	1 LAP	1:22.052
4	2 LAPS	1:26.115	77	1 LAP	1:22.724	62	2 LAPS	1:25.530	81	4 LAPS	1:41.138P	19	6 LAPS	1:35.544
77	1 LAP	1:24.954	60	5 LAPS	1:30.553	4	2 LAPS	1:24.622	77	1 LAP	1:22.344	4	2 LAPS	1:24.150
70	2 LAPS	1:32.194	70	2 LAPS	1:30.431	10	9 LAPS	1:21.379	4	2 LAPS	1:23.332	10	9 LAPS	1:21.001
33	2 LAPS	1:27.921	10	9 LAPS	1:22.229	60	5 LAPS	1:29.284	10	9 LAPS	1:21.105	62	2 LAPS	1:29.010
11	3 LAPS	1:29.021	33	2 LAPS	1:26.426	11	3 LAPS	1:25.210	62	2 LAPS	1:29.502	11	3 LAPS	1:26.200
25	2 LAPS	1:39.305	11	3 LAPS	1:26.265	33	2 LAPS	1:27.251	60	5 LAPS	1:29.402	60	5 LAPS	1:29.884
10	9 LAPS	9:01.178	25	2 LAPS	1:26.916	25	2 LAPS	1:25.073	11	3 LAPS	1:26.393	33	2 LAPS	1:27.629
85	3 LAPS	1:28.928	85	3 LAPS	1:28.212	70	2 LAPS	1:30.841	33	2 LAPS	1:27.219	70	2 LAPS	1:30.146
6	3 LAPS	1:28.096	6	3 LAPS	1:29.646	85	3 LAPS	1:28.269	25	2 LAPS	1:26.253	85	3 LAPS	1:28.373
20	8 LAPS	1:27.459	20	8 LAPS	1:27.574	6	3 LAPS	1:28.821	5	5 LAPS	1:47.426P	81	4 LAPS	2:15.102
27	5 LAPS	1:37.169	27	5 LAPS	1:36.092	20	8 LAPS	1:28.226	70	2 LAPS	1:30.164	6	3 LAPS	1:28.968
19	5 LAPS	1:36.386	57	2 LAPS	1:27.537	21	1 LAP	1:22.260	85	3 LAPS	1:28.391	21	1 LAP	1:22.013
81	3 LAPS	1:46.205	19	5 LAPS	1:36.147	57	2 LAPS	1:25.621	6	3 LAPS	1:28.782	20	8 LAPS	1:25.249
57	2 LAPS	1:25.769	21	1 LAP	1:22.418	133	1 LAP	1:22.068	20	8 LAPS	1:27.090	133	1 LAP	1:21.002
21	1 LAP	1:22.056	81	3 LAPS	1:33.280	19	5 LAPS	1:35.836	21	1 LAP	1:21.914	57	2 LAPS	1:25.699
133	1 LAP	1:21.950	133	1 LAP	1:21.038				133	1 LAP	1:21.034			
22	1:20.012	1:24.151	22	1:20.696	1:23.442				57	2 LAPS	1:26.239			
5	4 LAPS	1:33.321												

Weather/Track: Sun/Dry

www.mstworld.com

Page 8 of 9

Donington Park
 Circuit Length = 1.9573 miles.
 Start: 14:21 End: 15:21

Printed - 15:25 Sunday, 01 May 2011

Stirling Moss Trophy for Pre 61 Sports Cars
RACE 9 - LAP CHART - Donington Park - 1 May 2011
 (contd.)

Lap 41			Lap 42			Lap 43			Lap 44			Lap 45		
No	Behind	Laptime	No	Behind	Laptime	No	Behind	Laptime	No	Behind	Laptime	No	Behind	Laptime
35		1:22.095	35		1:21.349	35		1:22.262						
22	1 LAP	1:23.670	57	3 LAPS	1:26.150	57	3 LAPS	1:27.045						
77	1 LAP	1:22.271	22	1 LAP	1:22.892	22	1 LAP	1:23.611						
10	9 LAPS	1:22.155	77	1 LAP	1:22.309	77	1 LAP	1:22.941						
4	2 LAPS	1:24.952	10	9 LAPS	1:20.944	10	9 LAPS	1:21.707						
19	6 LAPS	1:35.607	4	2 LAPS	1:23.736	4	2 LAPS	1:25.034						
62	2 LAPS	1:26.685	62	2 LAPS	1:27.408	62	2 LAPS	1:28.236						
11	3 LAPS	1:25.591	19	6 LAPS	1:36.389	19	6 LAPS	1:36.251						
60	5 LAPS	1:29.317	60	5 LAPS	1:42.069	60	5 LAPS	1:29.560						
70	2 LAPS	1:31.311	85	3 LAPS	1:30.558	85	3 LAPS	1:29.229						
85	3 LAPS	1:29.387	70	2 LAPS	1:33.426	21	1 LAP	1:23.511						
33	2 LAPS	1:43.794P	21	1 LAP	1:23.941	133	1 LAP	1:21.340						
6	3 LAPS	1:28.737	11	3 LAPS	1:58.136P	70	2 LAPS	1:32.806						
81	4 LAPS	1:31.129	6	3 LAPS	1:29.432	6	3 LAPS	1:28.786						
21	1 LAP	1:21.854	133	1 LAP	1:22.369	20	8 LAPS	1:27.452						
133	1 LAP	1:21.709	81	4 LAPS	1:33.487	81	4 LAPS	1:34.750						
20	8 LAPS	1:26.501	20	8 LAPS	1:27.266									

Weather/Track: Sun/Dry

www.mstworld.com

Donington Park
 Circuit Length = 1.9573 miles.
 Start: 14:21 End: 15:21

Printed - 15:25 Sunday, 01 May 2011

JD Classics Challenge

QUALIFYING - RACE 12 - Donington Park - 30 April/1 May 2011

POS	NO	CL	DRIVER	CAR	TIME	LAPS	GAP	MPH
1	33	Inv	Bates	Porsche 911	1:17.735	16		90.64
2	42	2C	Pochciol/Wrigley	Ford Capri	1:18.640	13	0.905	89.60
3	68	1B	Wright	Ford RS 1800	1:18.748	14	1.013	89.47
4	93	1C	Young/Smith	BMW 3.0 CSL	1:19.347	16	1.612	88.80
5	3	1C	Elliott	BMW 3.0 CSL	1:20.644	13	2.909	87.37
6	5	1C	Tice/Conoley	BMW 3.0 CSL	1:20.923	15	3.188	87.07
7	8	1C	Meins	BMW CSL	1:21.327	13	3.592	86.64
8	16	1C	Hood/Arif	Datsun 240Z	1:24.349	15	6.614	83.53
9	7	1C	Daffin	Ford Capri	1:27.944	10	10.209	80.12
10	18	1B	Clarkson/Smithies	BMW 2002	1:30.432	11	12.697	77.91
11	64	1B	Diffey/Greaves	BMW 2002	1:32.415	14	14.680	76.24
12	43	2C	Pochciol	Ford Capri	1:33.073	13	15.338	75.70

Cars 5, 43 - No working transponder

Weather/Track: Sun/Dry

These results are provisional until the conclusion of any judicial and technical matters.

Donington Park

Circuit Length = 1.9573 miles.

Start: 09:40 End: 10:05

Clerk of the Course:

Timekeeper:

JD Classics Challenge

QUALIFYING LAP ANALYSIS - RACE 12 - Donington Park - 30 April/1 May 2011

3	Elliott	BMW 3.0 CSL
1 - X:00.000	6 - 1:21.192	11 - 1:21.061
2 - 1:40.203	7 - 1:20.644	12 - 1:21.473
3 - 1:32.849	8 - 1:23.800	13 - 1:52.261P
4 - 1:26.864	9 - 1:21.032	
5 - 1:22.439	10 - 1:30.342	
5	Tice/Conoley	BMW 3.0 CSL
1 - X:00.000	6 - 1:25.648	11 - 1:21.215
2 - 1:40.723	7 - 1:29.991P	12 - 1:20.984
3 - 1:32.829	8 - 2:42.684	13 - 1:21.186
4 - 1:28.571	9 - 1:25.804	14 - 1:20.923
5 - 1:25.831	10 - 1:21.930	15 - 1:41.398P
7	Alan DAFFIN	Ford Capri
1 - X:00.000	6 - 1:41.405P	
2 - 1:32.893	7 - 8:49.071	
3 - 1:29.149	8 - 1:27.944	
4 - 1:28.119	9 - 1:28.081	
5 - 1:28.740	10 - 1:38.394P	
8	Meins	BMW CSL
1 - X:00.000	6 - 1:27.945	11 - 1:21.704
2 - 1:40.191	7 - 1:25.058	12 - 1:21.327
3 - 1:32.198	8 - 1:23.246	13 - 1:30.010P
4 - 1:30.045	9 - 1:22.307	
5 - 1:27.451	10 - 1:23.890	
16	Hood/Arif	Datsun 240Z
1 - X:00.000	6 - 1:25.633	11 - 1:37.949
2 - 1:29.306	7 - 1:26.750	12 - 1:35.547
3 - 1:26.836	8 - 1:37.191P	13 - 1:37.409
4 - 1:25.225	9 - 2:57.270	14 - 1:36.438
5 - 1:24.349	10 - 1:40.874	15 - 1:38.204
18	Clarkson/Smithies	BMW 2002
1 - X:00.000	6 - 1:34.813	11 - 1:48.425P
2 - 1:35.336	7 - 1:31.286	
3 - 1:32.334	8 - 1:30.679	
4 - 1:45.374P	9 - 1:30.432	
5 - 8:32.613	10 - 1:35.895	

Weather/Track: Sun/Dry

www.mstworld.com

Page 1 of 2

Donington Park
Circuit Length = 1.9573 miles.
Start: 09:40 End: 10:05

Printed - 10:06 Sunday, 01 May 2011

JD Classics Challenge

QUALIFYING LAP ANALYSIS - RACE 12 - Donington Park - 30 April/1 May 2011

(contd.)

33	Mark BATES	Porsche 911					
1 -	X:00.000	6 -	1:18.108	11 -	1:18.044	16 -	1:45.602P
2 -	1:28.749	7 -	1:17.735	12 -	1:18.305		
3 -	1:24.385	8 -	1:18.021	13 -	1:20.269		
4 -	1:20.274	9 -	1:28.188P	14 -	1:24.111		
5 -	1:19.165	10 -	2:13.346	15 -	1:18.181		
42	Pochciol/Wrigley	Ford Capri					
1 -	X:00.000	6 -	1:18.927	11 -	1:30.381		
2 -	1:23.341	7 -	1:32.640P	12 -	1:47.247		
3 -	1:20.114	8 -	4:40.100	13 -	1:55.724P		
4 -	1:20.091	9 -	1:36.104				
5 -	1:18.640	10 -	1:25.961				
43	Pochciol	Ford Capri					
1 -	X:00.000	6 -	1:41.717P	11 -	1:33.314		
2 -	1:53.218P	7 -	2:52.951	12 -	1:33.398		
3 -	2:29.855	8 -	1:33.073	13 -	1:41.747P		
4 -	1:36.746	9 -	1:34.561				
5 -	1:35.125	10 -	1:34.334				
64	Diffey/Greaves	BMW 2002					
1 -	X:00.000	6 -	2:46.442	11 -	1:34.097		
2 -	1:37.505	7 -	1:36.799	12 -	1:33.994		
3 -	1:32.415	8 -	1:35.934	13 -	1:32.533		
4 -	1:32.986	9 -	1:34.737	14 -	1:47.292P		
5 -	1:39.134P	10 -	1:35.938				
68	Wright	Ford RS 1800					
1 -	X:00.000	6 -	1:27.281P	11 -	1:18.784		
2 -	1:25.016	7 -	3:41.815	12 -	1:19.989		
3 -	1:21.557	8 -	1:18.874	13 -	1:19.661		
4 -	1:19.449	9 -	1:21.246	14 -	1:44.539P		
5 -	1:19.016	10 -	1:18.748				
93	Young/Smith	BMW 3.0 CSL					
1 -	X:00.000	6 -	1:19.995	11 -	1:20.801	16 -	1:35.044P
2 -	1:38.625	7 -	1:20.322	12 -	1:19.347		
3 -	1:27.404	8 -	1:29.857P	13 -	1:20.455		
4 -	1:23.196	9 -	2:33.817	14 -	1:19.715		
5 -	1:21.136	10 -	1:22.049	15 -	1:27.703		

Weather/Track: Sun/Dry

www.mstworld.com


Page 2 of 2

Donington Park
Circuit Length = 1.9573 miles.
Start: 09:40 End: 10:05

Printed - 10:06 Sunday, 01 May 2011

JD Classics Challenge

GRID FOR RACE 12 - Donington Park - 30 April/1 May 2011

ROW 6	64 Diffey/Greaves	43 Pochciol
ROW 5	7 Daffin	18 Clarkson/Smithies
ROW 4	8 Meins	16 Hood/Arif
ROW 3	3 Elliott	5 Tice/Conoley
ROW 2	68 Wright	93 Young/Smith
ROW 1	33 Bates	42 Pochciol/Wrigley
POLE		
		

Weather/Track: Sun/Dry

Donington Park
Circuit Length = 1.9573 miles.
Start: 09:40 End: 10:05

Clerk of the Course:

Timekeeper:

JD Classics Challenge

RACE 12 - CLASSIFICATION - Donington Park - 30 April/1 May 2011

POS	NO	CL	DRIVER	CAR	TIME	LAPS	GAP	MPH	BEST
1	68	1B	Wright	Ford RS 1800	40:53.311	30		86.11	1:18.579
2	42	2C	Pochciol/Wrigley	Ford Capri	41:47.422	30	54.111	84.26	1:20.045
3	5	1C	Tice/Conoley	BMW 3.0 CSL	42:12.969	30	1:19.658	83.41	1:20.519
4	16	1C	Arif/Buncombe	Datsun 240Z	41:38.391	28	2 LAPS	78.92	1:19.887
5	7	1C	Daffin	Ford Capri	41:13.190	27	3 LAPS	76.88	1:28.030
6	18	1B	Clarkson/Smithies	BMW 2002	42:03.471	27	3 LAPS	75.34	1:29.190
7	64	1B	Diffey/Greaves	BMW 2002	41:44.984	26	4 LAPS	73.09	1:31.701
8	40	2B	Doyle/Doyle	Mazda RX7		0	30 LAPS	N/A	
NOT CLASSIFIED									
43	2C	Pochciol	Ford Capri		6:07.092	4	D.N.F.	76.47	1:29.757
FASTEST LAP									
68	1B	Wright	Ford RS 1800		1:18.579	21	89.67mph	144.31kph	
16	1C	Arif/Buncombe	Datsun 240Z		1:19.887	28	88.20mph	141.94kph	
42	2C	Pochciol/Wrigley	Ford Capri		1:20.045	5	88.02mph	141.66kph	

Weather/Track: Sun/Dry

These results are provisional until the conclusion of any judicial and technical matters.

Donington Park
Circuit Length = 1.9573 miles.
Start: 17:45 End: 18:26

Clerk of the Course:

Timekeeper:

JD Classics Challenge

RACE 12 - LAP ANALYSIS - Donington Park - 30 April/1 May 2011

5	Tice/Conoley	BMW 3.0 CSL				
1 - 1:29.742	6 - 1:24.487	11 - 1:23.034	16 - 2:06.573	21 - 1:22.412	26 - 1:21.417	
2 - 1:25.241	7 - 1:24.301	12 - 1:22.404	17 - 1:22.223	22 - 1:22.016	27 - 1:21.389	
3 - 1:26.070	8 - 1:23.396	13 - 1:22.377	18 - 1:22.492	23 - 1:21.464	28 - 1:20.744	
4 - 1:23.147	9 - 1:24.605	14 - 1:22.793	19 - 1:21.501	24 - 1:21.082	29 - 1:21.608	
5 - 1:23.269	10 - 1:23.306	15 - 1:26.275P	20 - 1:21.904	25 - 1:21.178	30 - 1:20.519	
7	Daffin	Ford Capri				
1 - 1:30.355	6 - 1:30.158	11 - 1:35.388P	16 - 1:29.499	21 - 1:28.968	26 - 1:28.966	
2 - 1:28.030	7 - 1:30.296	12 - 2:29.739	17 - 1:29.720	22 - 1:29.643	27 - 1:30.392	
3 - 1:28.469	8 - 1:29.500	13 - 1:28.304	18 - 1:28.535	23 - 1:28.489		
4 - 1:28.565	9 - 1:28.611	14 - 1:29.736	19 - 1:29.290	24 - 1:28.508		
5 - 1:29.178	10 - 1:29.069	15 - 1:28.672	20 - 1:28.210	25 - 1:28.900		
16	Arif/Buncombe	Datsun 240Z				
1 - 1:25.378	6 - 1:24.949	11 - 1:26.090	16 - 1:24.364	21 - 1:24.290	26 - 1:23.183	
2 - 1:27.567	7 - 1:24.344	12 - 1:31.391P	17 - 1:23.002	22 - 1:23.739	27 - 1:20.644	
3 - 1:27.217	8 - 1:24.512	13 - 2:15.060	18 - 1:23.499	23 - 1:23.593	28 - 1:19.887	
4 - 1:25.320	9 - 1:24.523	14 - 1:28.412	19 - 1:24.608	24 - 1:37.243P		
5 - 1:24.919	10 - 1:24.670	15 - 1:25.522	20 - 1:24.481	25 - 2:25.984		
18	Clarkson/Smithies	BMW 2002				
1 - 1:36.551	6 - 1:36.657	11 - 1:32.931	16 - 1:29.788	21 - 1:29.242	26 - 1:30.558	
2 - 1:35.131	7 - 1:34.480	12 - 1:32.010	17 - 1:29.817	22 - 1:29.190	27 - 1:29.925	
3 - 1:34.915	8 - 1:32.956	13 - 1:32.471	18 - 1:29.850	23 - 1:30.605		
4 - 1:31.812	9 - 1:32.834	14 - 1:36.064P	19 - 1:29.193	24 - 1:29.395		
5 - 1:34.977	10 - 1:35.981	15 - 2:05.597	20 - 1:29.816	25 - 1:30.725		
40	Doyle/Doyle	Mazda RX7				
42	Pochciol/Wrigley	Ford Capri				
1 - 1:23.296	6 - 1:21.953	11 - 1:22.456	16 - 1:25.208	21 - 1:21.362	26 - 1:20.412	
2 - 1:20.436	7 - 1:21.194	12 - 1:22.234	17 - 1:21.396	22 - 1:20.927	27 - 1:20.430	
3 - 1:20.247	8 - 1:21.518	13 - 1:22.954	18 - 1:21.022	23 - 1:21.009	28 - 1:20.906	
4 - 1:20.284	9 - 1:22.852	14 - 1:22.335	19 - 1:26.733P	24 - 1:21.186	29 - 1:21.362	
5 - 1:20.045	10 - 1:22.156	15 - 1:23.354	20 - 2:16.604	25 - 1:21.098	30 - 1:20.453	

Weather/Track: Sun/Dry

www.mstworld.com

Page 1 of 2

Donington Park
Circuit Length = 1.9573 miles.
Start: 17:45 End: 18:26

Printed - 18:29 Sunday, 01 May 2011

JD Classics Challenge

RACE 12 - LAP ANALYSIS - Donington Park - 30 April/1 May 2011

(contd.)

43	Pochciol	Ford Capri									
1 -	1:35.076										
2 -	1:32.281										
3 -	1:29.757										
4 -	1:29.978										
64	Diffey/Greaves	BMW 2002									
1 -	1:36.967	6 -	1:36.803	11 -	1:32.551	16 -	1:35.856	21 -	1:34.249	26 -	1:33.812
2 -	1:34.446	7 -	1:35.013	12 -	1:31.701	17 -	1:34.084	22 -	1:34.643		
3 -	1:34.759	8 -	1:32.475	13 -	1:33.802	18 -	1:34.187	23 -	1:33.824		
4 -	1:32.836	9 -	1:33.278	14 -	1:37.281 P	19 -	1:34.066	24 -	1:33.582		
5 -	1:33.919	10 -	1:36.111	15 -	2:25.949	20 -	1:34.831	25 -	1:33.959		
68	Wright	Ford RS 1800									
1 -	1:21.884	6 -	1:19.650	11 -	1:19.470	16 -	1:18.650	21 -	1:18.579	26 -	1:20.842
2 -	1:19.733	7 -	1:20.104	12 -	1:19.420	17 -	1:18.816	22 -	1:19.081	27 -	1:20.703
3 -	1:19.399	8 -	1:19.228	13 -	1:19.992	18 -	1:19.166	23 -	1:18.617	28 -	1:20.597
4 -	1:19.652	9 -	1:19.282	14 -	1:25.851 P	19 -	1:19.170	24 -	1:18.748	29 -	1:18.852
5 -	1:19.125	10 -	1:19.578	15 -	2:20.223	20 -	1:19.436	25 -	1:18.835	30 -	1:20.628

Weather/Track: Sun/Dry

www.mstworld.com

Page 2 of 2

Donington Park
Circuit Length = 1.9573 miles.
Start: 17:45 End: 18:26

Printed - 18:29 Sunday, 01 May 2011

JD Classics Challenge

RACE 12 - LAP CHART - Donington Park - 30 April/1 May 2011

Lap 1			Lap 2			Lap 3			Lap 4			Lap 5		
No	Behind	Laptime	No	Behind	Laptime	No	Behind	Laptime	No	Behind	Laptime	No	Behind	Laptime
68		1:21.884	68		1:19.733	68		1:19.399	68		1:19.652	68		1:19.125
42	1.412	1:23.296	42	2.115	1:20.436	42	2.963	1:20.247	42	3.595	1:20.284	42	4.515	1:20.045
16	3.494	1:25.378	16	11.328	1:27.567	16	19.146	1:27.217	5	23.532	1:23.147	5	27.676	1:23.269
5	7.858	1:29.742	5	13.366	1:25.241	5	20.037	1:26.070	16	24.814	1:25.320	16	30.608	1:24.919
7	8.471	1:30.355	7	16.768	1:28.030	7	25.838	1:28.469	7	34.751	1:28.565	7	44.804	1:29.178
43	13.192	1:35.076	43	25.740	1:32.281	43	36.098	1:29.757	43	46.424	1:29.978	64	1:13.134	1:33.919
18	14.667	1:36.551	64	29.796	1:34.446	64	45.156	1:34.759	18	57.741	1:31.812	18	1:13.593	1:34.977
64	15.083	1:36.967	18	30.065	1:35.131	18	45.581	1:34.915	64	58.340	1:32.836			

Weather/Track: Sun/Dry

www.mstworld.com

Page 1 of 6

Donington Park
Circuit Length = 1.9573 miles.
Start: 17:45 End: 18:26

Printed - 18:30 Sunday, 01 May 2011

JD Classics Challenge

RACE 12 - LAP CHART - Donington Park - 30 April/1 May 2011

(contd.)

Lap 6			Lap 7			Lap 8			Lap 9			Lap 10		
No	Behind	Laptime	No	Behind	Laptime	No	Behind	Laptime	No	Behind	Laptime	No	Behind	Laptime
68		1:19.650	68		1:20.104	68		1:19.228	68		1:19.282	68		1:19.578
42	6.818	1:21.953	42	7.908	1:21.194	42	10.198	1:21.518	42	13.768	1:22.852	7	1 LAP	1:28.611
5	32.513	1:24.487	64	1 LAP	1:36.803	18	1 LAP	1:34.480	64	1 LAP	1:32.475	42	16.346	1:22.156
16	35.907	1:24.949	18	1 LAP	1:36.657	64	1 LAP	1:35.013	18	1 LAP	1:32.956	5	49.929	1:23.306
7	55.312	1:30.158	5	36.710	1:24.301	5	40.878	1:23.396	5	46.201	1:24.605	18	1 LAP	1:32.834
			16	40.147	1:24.344	16	45.431	1:24.512	16	50.672	1:24.523	64	1 LAP	1:33.278
			7	1:05.504	1:30.296	7	1:15.776	1:29.500				16	55.764	1:24.670

Weather/Track: Sun/Dry

www.mstworld.com

Page 2 of 6

Donington Park
Circuit Length = 1.9573 miles.
Start: 17:45 End: 18:26

Printed - 18:30 Sunday, 01 May 2011

JD Classics Challenge

RACE 12 - LAP CHART - Donington Park - 30 April/1 May 2011

(contd.)

Lap 11			Lap 12			Lap 13			Lap 14			Lap 15		
No	Behind	Laptime	No	Behind	Laptime	No	Behind	Laptime	No	Behind	Laptime	No	Behind	Laptime
68		1:19.470	68		1:19.420	68		1:19.992	68		1:25.851P	42		1:23.354
7	1 LAP	1:29.069	42	22.146	1:22.234	64	2 LAPS	1:32.551	64	2 LAPS	1:31.701	16	1 LAP	1:28.412
42	19.332	1:22.456	7	1 LAP	1:35.388P	18	2 LAPS	1:32.931	18	2 LAPS	1:32.010	68	35.277	2:20.223
5	53.493	1:23.034	5	56.477	1:22.404	42	25.108	1:22.954	7	2 LAPS	2:29.739	5	37.133	1:26.275P
16	1:02.384	1:26.090	16	1:14.355	1:31.391P	5	58.862	1:22.377	42	21.592	1:22.335			
18	1 LAP	1:35.981							16	1 LAP	2:15.060			
64	1 LAP	1:36.111							5	55.804	1:22.793			
									18	1 LAP	1:32.471			
									64	1 LAP	1:33.802			
									7	1 LAP	1:28.304			

Weather/Track: Sun/Dry

www.mstworld.com

Page 3 of 6

Donington Park
Circuit Length = 1.9573 miles.
Start: 17:45 End: 18:26

Printed - 18:30 Sunday, 01 May 2011

JD Classics Challenge

RACE 12 - LAP CHART - Donington Park - 30 April/1 May 2011

(contd.)

Lap 16			Lap 17			Lap 18			Lap 19			Lap 20		
No	Behind	Laptime	No	Behind	Laptime	No	Behind	Laptime	No	Behind	Laptime	No	Behind	Laptime
42		1:25.208	42		1:21.396	42		1:21.022	42		1:26.733P	68		1:19.436
7	2 LAPS	1:29.736	7	2 LAPS	1:28.672	7	2 LAPS	1:29.499	64	3 LAPS	1:35.856	64	3 LAPS	1:34.084
18	2 LAPS	1:36.064P	68	26.139	1:18.816	68	24.283	1:19.166	68	16.720	1:19.170	7	2 LAPS	1:28.535
64	2 LAPS	1:37.281P	16	1 LAP	1:24.364	16	1 LAP	1:23.002	7	2 LAPS	1:29.720	16	1 LAP	1:24.608
16	1 LAP	1:25.522	18	2 LAPS	2:05.597	18	2 LAPS	1:29.788	16	1 LAP	1:23.499	42	40.448	2:16.604
68	28.719	1:18.650	64	2 LAPS	2:25.949	5	1:20.795	1:22.492	18	2 LAPS	1:29.817	18	2 LAPS	1:29.850
5	1:18.498	2:06.573	5	1:19.325	1:22.223				5	1:15.563	1:21.501	5	1:01.311	1:21.904

Weather/Track: Sun/Dry

www.mstworld.com

Page 4 of 6

Donington Park
Circuit Length = 1.9573 miles.
Start: 17:45 End: 18:26

Printed - 18:30 Sunday, 01 May 2011

JD Classics Challenge

RACE 12 - LAP CHART - Donington Park - 30 April/1 May 2011

(contd.)

Lap 21			Lap 22			Lap 23			Lap 24			Lap 25		
No	Behind	Laptime	No	Behind	Laptime	No	Behind	Laptime	No	Behind	Laptime	No	Behind	Laptime
68		1:18.579	68		1:19.081	68		1:18.617	68		1:18.748	68		1:18.835
64	3 LAPS	1:34.187	16	1 LAP	1:24.290	16	1 LAP	1:23.739	18	3 LAPS	1:29.242	18	3 LAPS	1:29.190
16	1 LAP	1:24.481	64	3 LAPS	1:34.066	7	2 LAPS	1:28.968	16	1 LAP	1:23.593	42	52.170	1:21.098
7	2 LAPS	1:29.290	7	2 LAPS	1:28.210	64	3 LAPS	1:34.831	42	49.907	1:21.186	16	1 LAP	1:37.243P
42	43.231	1:21.362	42	45.077	1:20.927	42	47.469	1:21.009	7	2 LAPS	1:29.643	7	2 LAPS	1:28.489
5	1:05.144	1:22.412	5	1:08.079	1:22.016	5	1:10.926	1:21.464	64	3 LAPS	1:34.249	5	1:15.603	1:21.178
18	2 LAPS	1:29.193	18	2 LAPS	1:29.816				5	1:13.260	1:21.082	64	3 LAPS	1:34.643

Weather/Track: Sun/Dry

www.mstworld.com

Page 5 of 6

Donington Park
Circuit Length = 1.9573 miles.
Start: 17:45 End: 18:26

Printed - 18:30 Sunday, 01 May 2011

JD Classics Challenge

RACE 12 - LAP CHART - Donington Park - 30 April/1 May 2011

(contd.)

Lap 26			Lap 27			Lap 28			Lap 29			Lap 30		
No	Behind	Laptime	No	Behind	Laptime	No	Behind	Laptime	No	Behind	Laptime	No	Behind	Laptime
68		1:20.842	68		1:20.703	68		1:20.597	68		1:18.852	68		1:20.628
18	3 LAPS	1:30.605	64	4 LAPS	1:33.824	7	3 LAPS	1:28.900	7	3 LAPS	1:28.966	7	3 LAPS	1:30.392
42	51.740	1:20.412	18	3 LAPS	1:29.395	64	4 LAPS	1:33.582	64	4 LAPS	1:33.959	16	2 LAPS	1:19.887
7	2 LAPS	1:28.508	16	2 LAPS	2:25.984	16	2 LAPS	1:23.183	16	2 LAPS	1:20.644	64	4 LAPS	1:33.812
5	1:16.178	1:21.417	42	51.467	1:20.430	18	3 LAPS	1:30.725	42	54.286	1:21.362	42	54.111	1:20.453
			5	1:16.864	1:21.389	42	51.776	1:20.906	18	3 LAPS	1:30.558	18	3 LAPS	1:29.925
						5	1:17.011	1:20.744	5	1:19.767	1:21.608	5	1:19.658	1:20.519

Weather/Track: Sun/Dry

www.mstworld.com

Page 6 of 6

Donington Park
Circuit Length = 1.9573 miles.
Start: 17:45 End: 18:26

Printed - 18:30 Sunday, 01 May 2011