



MASTERS HISTORIC FESTIVAL

Brands Hatch GP Circuit

29th & 30th May 2011



Results Provided by Timing Solutions Ltd
www.tsl-timing.com

Pre-66 Touring Cars

QUALIFYING - RACE 6 - CLASSIFICATION

POS	NO	CL	NAME	ENTRY	TIME	ON	LAPS	GAP	DIFF	MPH
1	1	THA	Leo VOYAZIDES	Ford Falcon	1:46.925	10	11			77.46
2	15	THA	Patrick WATTS	Ford Mustang	1:48.345	10	10	1.420	1.420	76.45
3	8	THA	John YOUNG	Ford Mustang	1:49.003	10	12	2.078	0.658	75.99
4	75	THA	ANGLE M / ANGLE H	Ford Mustang	1:49.842	8	10	2.917	0.839	75.40
5	69	THA	WILLS / CALGER	Mercury Comet Cyclone	1:49.855	5	11	2.930	0.013	75.40
6	44	THA	KJALLGREN G / KJALLGREN R	Ford Mustang	1:50.302	8	11	3.377	0.447	75.09
7	76	THD	Nick SWIFT	Morris Mini Cooper S	1:52.328	8	10	5.403	2.026	73.74
8	6	THHS	Henry MANN	Ford Lotus Cortina Mk 1	1:52.514	11	11	5.589	0.186	73.61
9	23	THHS	DUNHAM / OWEN	Ford Lotus Cortina	1:52.616	6	10	5.691	0.102	73.55
10	86	THA	COOKE / DOWD	Ford Mustang	1:52.945	9	11	6.020	0.329	73.33
11	79	THD	WILLS / LYNN	Austin Mini Cooper S	1:54.012	8	9	7.087	1.067	72.65
12	7	THD	TWYMAN / COTTINGHAM	Austin Mini Cooper S	1:54.087	6	6	7.162	0.075	72.60
13	35	THA	CLAYSON / GIORDANELLI	Ford Falcon Sprint	1:54.365	7	11	7.440	0.278	72.42
14	67	THD	Christian DEVEREUX	Austin Mini Cooper S	1:54.502	9	10	7.577	0.137	72.34
15	73	THA	CLARKSON / WILLIAMS	Ford Falcon Sprint	1:54.903	2	11	7.978	0.401	72.08
16	22	THA	TWYMAN / SMITH	Ford Falcon	1:55.497	2	4	8.572	0.594	71.71
17	77	THHS	NAISMITH / PERRYMAN	Ford Lotus Cortina	1:55.502	5	11	8.577	0.005	71.71
18	82	THHS	Paul POCHCIOL	Ford Lotus Cortina Mk1	1:55.948	7	11	9.023	0.446	71.43
19	57	THD	WARD / WILLIAMS	Austin Mini Cooper S	1:56.111	3	11	9.186	0.163	71.33
20	78	THD	Jonathan HARTOP	Austin Mini Cooper S	1:56.182	8	12	9.257	0.071	71.29
21	27	THD	Philip BURGESS	Austin Mini Cooper S	1:56.259	5	9	9.334	0.077	71.24
22	19	THA	Jack ONDRACK	Ford Mustang	1:56.368	7	12	9.443	0.109	71.18
23	50	THD	TARRY / YOULES	Morris Cooper S	1:57.216	9	9	10.291	0.848	70.66
24	16	THD	SWIFT / MAYDON	Morris Cooper S	1:57.517	8	10	10.592	0.301	70.48
25	63	INV	COX / DENHAM	Ford Lotus Cortina	1:58.222	10	11	11.297	0.705	70.06
26	11	THD	Richard DODKINS	Morris Cooper S	1:58.265	4	9	11.340	0.043	70.03
27	13	THHS	LYNN / CHRISTODOLOU	Ford Cortina	1:59.186	7	9	12.261	0.921	69.49
28	74	THD	EDIPIDIS / TZAMARIADAKIS	Mini Cooper S	1:59.440	10	11	12.515	0.254	69.34
29	59	THHS	STROMMEN / MATHESON	Ford Lotus Cortina	2:01.053	9	10	14.128	1.613	68.42
30	31	THD	KJALLGREN / LITTLEJOHN	Austin Mini Cooper S	2:01.875	9	10	14.950	0.822	67.96
31	92	THD	Stephen JONES	Morris Mini Cooper S	2:02.658	10	10	15.733	0.783	67.53
32	71	THD	HENDERSON G / HENDERSON R	Austin Mini Cooper S	2:08.639	8	9	21.714	5.981	64.39
33	99	THE	Mick DOWSETT	Hillman Rallye Imp	2:12.258	8	10	25.333	3.619	62.62
34	91	THHS	BERG / HAUGLAND	Ford Lotus Cortina Mk1		0	1			

Car No. 22 - requires a working transponder - Q.12.2.1

Brands Hatch GP
Circuit Length = 2.3009 miles
Start: 10:00 End: 10:26

Weather / Track : Sunny / Dry
These results are provisional until the conclusion of any judicial and technical matters.

Clerk of Course :		Timekeeper :
-------------------	--	--------------

Pre-66 Touring Cars

QUALIFYING - RACE 6 - LAP ANALYSIS

1	Leo VOYAZIDES		THA Ford Falcon				
1 -	2:07.623	+ 20.698	10:02:26.333	7 -	2:41.273 P	+ 54.348	10:14:17.525
2 -	1:52.866	+ 5.941	10:04:19.199	8 -	1:54.610	+ 7.685	10:16:12.135
3 -	1:50.502	+ 3.577	10:06:09.701	9 -	1:48.424	+ 1.499	10:18:00.559
4 -	1:48.547	+ 1.622	10:07:58.248	10 -	1:46.925		10:19:47.484
5 -	1:49.707	+ 2.782	10:09:47.955	11 -	1:47.122	+ 0.197	10:21:34.606
6 -	1:48.297	+ 1.372	10:11:36.252				
6	Henry MANN		THHS Ford Lotus Cortina Mk 1				
1 -	2:07.145	+ 14.631	10:02:53.927	7 -	1:53.066	+ 0.552	10:14:28.503
2 -	2:03.753	+ 11.239	10:04:57.680	8 -	1:53.570	+ 1.056	10:16:22.073
3 -	1:56.304	+ 3.790	10:06:53.984	9 -	1:53.834	+ 1.320	10:18:15.907
4 -	1:53.609	+ 1.095	10:08:47.593	10 -	1:55.281	+ 2.767	10:20:11.188
5 -	1:53.751	+ 1.237	10:10:41.344	11 -	1:52.514		10:22:03.702
6 -	1:54.093	+ 1.579	10:12:35.437				
7	TWYMAN / COTTINGHAM		THD Austin Mini Cooper S				
1 -	2:32.003	+ 37.916	10:03:59.559	4 -	2:02.063	+ 7.976	10:11:54.800
2 -	1:58.190	+ 4.103	10:05:57.749	5 -	1:54.637	+ 0.550	10:13:49.437
3 -	3:54.988 P	+ 2:00.901	10:09:52.737	6 -	1:54.087		10:15:43.524
8	John YOUNG		THA Ford Mustang				
1 -	1:59.022	+ 10.019	10:02:42.698	7 -	1:49.965	+ 0.962	10:13:46.921
2 -	1:51.578	+ 2.575	10:04:34.276	8 -	1:49.248	+ 0.245	10:15:36.169
3 -	1:52.843	+ 3.840	10:06:27.119	9 -	1:49.140	+ 0.137	10:17:25.309
4 -	1:51.409	+ 2.406	10:08:18.528	10 -	1:49.003		10:19:14.312
5 -	1:49.340	+ 0.337	10:10:07.868	11 -	1:50.649	+ 1.646	10:21:04.961
6 -	1:49.088	+ 0.085	10:11:56.956	12 -	2:50.205 P	+ 1:01.202	10:23:55.166
11	Richard DODKINS		THD Morris Cooper S				
1 -	2:14.897	+ 16.632	10:02:40.829	6 -	5:52.767 P	+ 3:54.502	10:16:33.150
2 -	2:02.774	+ 4.509	10:04:43.603	7 -	2:07.446	+ 9.181	10:18:40.596
3 -	2:00.143	+ 1.878	10:06:43.746	8 -	1:58.611	+ 0.346	10:20:39.207
4 -	1:58.265		10:08:42.011	9 -	2:02.777	+ 4.512	10:22:41.984
5 -	1:58.372	+ 0.107	10:10:40.383				
13	LYNN / CHRISTODOLOU		THHS Ford Cortina				
1 -	3:36.452	+ 1:37.266	10:04:44.642	6 -	1:59.552	+ 0.366	10:17:32.719
2 -	2:10.874	+ 11.688	10:06:55.516	7 -	1:59.186		10:19:31.905
3 -	2:03.125	+ 3.939	10:08:58.641	8 -	1:59.547	+ 0.361	10:21:31.452
4 -	4:26.942 P	+ 2:27.756	10:13:25.583	9 -	3:20.500 P	+ 1:21.314	10:24:51.952
5 -	2:07.584	+ 8.398	10:15:33.167				
15	Patrick WATTS		THA Ford Mustang				
1 -	2:06.367	+ 18.022	10:02:16.513	6 -	2:10.342	+ 21.997	10:14:16.867
2 -	1:50.019	+ 1.674	10:04:06.532	7 -	1:50.526	+ 2.181	10:16:07.393
3 -	2:05.344	+ 16.999	10:06:11.876	8 -	1:49.110	+ 0.765	10:17:56.503
4 -	1:50.160	+ 1.815	10:08:02.036	9 -	1:49.132	+ 0.787	10:19:45.635
5 -	4:04.489 P	+ 2:16.144	10:12:06.525	10 -	1:48.345		10:21:33.980
16	SWIFT / MAYDON		THD Morris Cooper S				
1 -	2:13.477	+ 15.960	10:02:22.258	6 -	2:14.386	+ 16.869	10:15:18.478
2 -	2:04.555	+ 7.038	10:04:26.813	7 -	2:00.050	+ 2.533	10:17:18.528
3 -	2:06.402	+ 8.885	10:06:33.215	8 -	1:57.517		10:19:16.045
4 -	2:02.782	+ 5.265	10:08:35.997	9 -	1:57.833	+ 0.316	10:21:13.878
5 -	4:28.095 P	+ 2:30.578	10:13:04.092	10 -	2:00.044	+ 2.527	10:23:13.922
19	Jack ONDRACK		THA Ford Mustang				
1 -	2:10.924	+ 14.556	10:02:27.510	7 -	1:56.368		10:14:19.338
2 -	2:02.663	+ 6.295	10:04:30.173	8 -	1:57.730	+ 1.362	10:16:17.068
3 -	2:00.844	+ 4.476	10:06:31.017	9 -	1:57.989	+ 1.621	10:18:15.057

Car No. 22 - requires a working transponder - Q.12.2.1

Weather / Track : Sunny / Dry

Brands Hatch GP
Circuit Length = 2.3009 miles
Start: 10:00 End: 10:26

Pre-66 Touring Cars

QUALIFYING - RACE 6 - LAP ANALYSIS

4 -	1:58.160	+ 1.792	10:08:29.177	10 -	1:58.297	+ 1.929	10:20:13.354
5 -	1:56.704	+ 0.336	10:10:25.881	11 -	1:56.839	+ 0.471	10:22:10.193
6 -	1:57.089	+ 0.721	10:12:22.970	12 -	2:01.918	+ 5.550	10:24:12.111
22	TWYMAN / SMITH THA Ford Falcon						
1 -	1:56.669	+ 1.172	10:04:39.931	3 -	1:55.847	+ 0.350	10:08:31.275
2 -	1:55.497		10:06:35.428	4 -	5:30.214	+ 3:34.717	10:14:01.489
23	DUNHAM / OWEN THHS Ford Lotus Cortina						
1 -	2:09.867	+ 17.251	10:02:30.993	6 -	1:52.616		10:12:10.000
2 -	1:59.974	+ 7.358	10:04:30.967	7 -	1:52.794	+ 0.178	10:14:02.794
3 -	1:57.649	+ 5.033	10:06:28.616	8 -	2:47.816 P	+ 55.200	10:16:50.610
4 -	1:54.845	+ 2.229	10:08:23.461	9 -	2:02.667	+ 10.051	10:18:53.277
5 -	1:53.923	+ 1.307	10:10:17.384	10 -	1:55.002	+ 2.386	10:20:48.279
27	Philip BURGESS THD Austin Mini Cooper S						
1 -	2:12.198	+ 15.939	10:02:19.321	6 -	3:51.562 P	+ 1:55.303	10:13:59.519
2 -	1:58.541	+ 2.282	10:04:17.862	7 -	6:37.309	+ 4:41.050	10:20:36.828
3 -	1:57.548	+ 1.289	10:06:15.410	8 -	2:14.729	+ 18.470	10:22:51.557
4 -	1:56.288	+ 0.029	10:08:11.698	9 -	2:06.534	+ 10.275	10:24:58.091
5 -	1:56.259		10:10:07.957				
31	KJALLGREN / LITTLEJOHN THD Austin Mini Cooper S						
1 -	2:17.640	+ 15.765	10:02:49.597	6 -	4:34.085 P	+ 2:32.210	10:15:42.250
2 -	2:09.097	+ 7.222	10:04:58.694	7 -	2:10.955	+ 9.080	10:17:53.205
3 -	2:03.003	+ 1.128	10:07:01.697	8 -	2:02.697	+ 0.822	10:19:55.902
4 -	2:02.970	+ 1.095	10:09:04.667	9 -	2:01.875		10:21:57.777
5 -	2:03.498	+ 1.623	10:11:08.165	10 -	2:17.699	+ 15.824	10:24:15.476
35	CLAYSON / GIORDANELLI THA Ford Falcon Sprint						
1 -	2:04.484	+ 10.119	10:02:33.151	7 -	1:54.365		10:14:08.693
2 -	1:57.514	+ 3.149	10:04:30.665	8 -	3:27.845 P	+ 1:33.480	10:17:36.538
3 -	1:56.595	+ 2.230	10:06:27.260	9 -	2:13.899	+ 19.534	10:19:50.437
4 -	1:55.630	+ 1.265	10:08:22.890	10 -	2:03.146	+ 8.781	10:21:53.583
5 -	1:55.703	+ 1.338	10:10:18.593	11 -	2:36.490	+ 42.125	10:24:30.073
6 -	1:55.735	+ 1.370	10:12:14.328				
44	KJALLGREN G / KJALLGREN R THA Ford Mustang						
1 -	2:07.297	+ 16.995	10:02:52.738	7 -	1:52.545	+ 2.243	10:16:32.457
2 -	2:05.769	+ 15.467	10:04:58.507	8 -	1:50.302		10:18:22.759
3 -	1:56.353	+ 6.051	10:06:54.860	9 -	1:53.615	+ 3.313	10:20:16.374
4 -	1:55.227	+ 4.925	10:08:50.087	10 -	1:53.880	+ 3.578	10:22:10.254
5 -	3:50.097 P	+ 1:59.795	10:12:40.184	11 -	1:54.307	+ 4.005	10:24:04.561
6 -	1:59.728	+ 9.426	10:14:39.912				
50	TARRY / YOULES THD Morris Cooper S						
1 -	2:07.654	+ 10.438	10:02:41.109	6 -	3:37.708 P	+ 1:40.492	10:14:15.753
2 -	2:01.529	+ 4.313	10:04:42.638	7 -	2:06.854	+ 9.638	10:16:22.607
3 -	2:00.265	+ 3.049	10:06:42.903	8 -	1:59.112	+ 1.896	10:18:21.719
4 -	1:57.528	+ 0.312	10:08:40.431	9 -	1:57.216		10:20:18.935
5 -	1:57.614	+ 0.398	10:10:38.045				
57	WARD / WILLIAMS THD Austin Mini Cooper S						
1 -	2:07.312	+ 11.201	10:02:18.829	7 -	2:10.970	+ 14.859	10:16:17.171
2 -	1:58.802	+ 2.691	10:04:17.631	8 -	2:03.427	+ 7.316	10:18:20.598
3 -	1:56.111		10:06:13.742	9 -	2:03.498	+ 7.387	10:20:24.096
4 -	3:24.078 P	+ 1:27.967	10:09:37.820	10 -	2:03.193	+ 7.082	10:22:27.289
5 -	2:20.477	+ 24.366	10:11:58.297	11 -	2:08.930	+ 12.819	10:24:36.219
6 -	2:07.904	+ 11.793	10:14:06.201				
59	STROMMEN / MATHESON THHS Ford Lotus Cortina						
1 -	2:25.171	+ 24.118	10:02:49.218	6 -	2:11.853	+ 10.800	10:14:03.193

Car No. 22 - requires a working transponder - Q.12.2.1

Weather / Track : Sunny / Dry

Brands Hatch GP
Circuit Length = 2.3009 miles
Start: 10:00 End: 10:26

Pre-66 Touring Cars

QUALIFYING - RACE 6 - LAP ANALYSIS

2 -	2:19.014	+ 17.961	10:05:08.232	7 -	4:19.610 P	+ 2:18.557	10:18:22.803
3 -	2:21.866	+ 20.813	10:07:30.098	8 -	2:12.790	+ 11.737	10:20:35.593
4 -	2:10.629	+ 9.576	10:09:40.727	9 -	2:01.053		10:22:36.646
5 -	2:10.613	+ 9.560	10:11:51.340	10 -	2:01.659	+ 0.606	10:24:38.305
63	COX / DENHAM		INV Ford Lotus Cortina				
1 -	2:18.801	+ 20.579	10:02:31.963	7 -	3:13.714 P	+ 1:15.492	10:16:04.861
2 -	2:07.430	+ 9.208	10:04:39.393	8 -	2:11.462	+ 13.240	10:18:16.323
3 -	2:06.343	+ 8.121	10:06:45.736	9 -	2:01.388	+ 3.166	10:20:17.711
4 -	2:01.441	+ 3.219	10:08:47.177	10 -	1:58.222		10:22:15.933
5 -	2:01.718	+ 3.496	10:10:48.895	11 -	2:02.585	+ 4.363	10:24:18.518
6 -	2:02.252	+ 4.030	10:12:51.147				
67	Christian DEVEREUX		THD Austin Mini Cooper S				
1 -	2:06.709	+ 12.207	10:02:46.031	6 -	2:07.967	+ 13.465	10:15:42.787
2 -	1:56.843	+ 2.341	10:04:42.874	7 -	1:55.925	+ 1.423	10:17:38.712
3 -	1:57.836	+ 3.334	10:06:40.710	8 -	1:54.856	+ 0.354	10:19:33.568
4 -	1:57.210	+ 2.708	10:08:37.920	9 -	1:54.502		10:21:28.070
5 -	4:56.900 P	+ 3:02.398	10:13:34.820	10 -	3:43.662 P	+ 1:49.160	10:25:11.732
69	WILLS / CALGER		THA Mercury Comet Cyclone				
1 -	2:02.423	+ 12.568	10:02:43.691	7 -	2:26.980	+ 37.125	10:16:49.394
2 -	1:51.324	+ 1.469	10:04:35.015	8 -	2:10.984	+ 21.129	10:19:00.378
3 -	1:52.697	+ 2.842	10:06:27.712	9 -	2:08.031	+ 18.176	10:21:08.409
4 -	1:50.025	+ 0.170	10:08:17.737	10 -	2:09.495	+ 19.640	10:23:17.904
5 -	1:49.855		10:10:07.592	11 -	2:09.547	+ 19.692	10:25:27.451
6 -	4:14.822 P	+ 2:24.967	10:14:22.414				
71	HENDERSON G / HENDERSON R		THD Austin Mini Cooper S				
1 -	2:24.120	+ 15.481	10:03:29.199	6 -	2:19.683	+ 11.044	10:17:00.744
2 -	2:12.622	+ 3.983	10:05:41.821	7 -	2:08.756	+ 0.117	10:19:09.500
3 -	2:10.432	+ 1.793	10:07:52.253	8 -	2:08.639		10:21:18.139
4 -	2:12.797	+ 4.158	10:10:05.050	9 -	2:09.080	+ 0.441	10:23:27.219
5 -	4:36.011 P	+ 2:27.372	10:14:41.061				
73	CLARKSON / WILLIAMS		THA Ford Falcon Sprint				
1 -	2:04.681	+ 9.778	10:03:06.335	7 -	1:56.830	+ 1.927	10:14:43.966
2 -	1:54.903		10:05:01.238	8 -	4:09.136 P	+ 2:14.233	10:18:53.102
3 -	1:58.677	+ 3.774	10:06:59.915	9 -	2:02.502	+ 7.599	10:20:55.604
4 -	1:55.541	+ 0.638	10:08:55.456	10 -	1:58.216	+ 3.313	10:22:53.820
5 -	1:55.641	+ 0.738	10:10:51.097	11 -	1:57.238	+ 2.335	10:24:51.058
6 -	1:56.039	+ 1.136	10:12:47.136				
74	EDIPIDIS / TZAMARIADAKIS		THD Mini Cooper S				
1 -	2:06.611	+ 7.171	10:02:56.527	7 -	3:22.117 P	+ 1:22.677	10:16:32.064
2 -	2:03.158	+ 3.718	10:04:59.685	8 -	2:08.961	+ 9.521	10:18:41.025
3 -	2:08.021	+ 8.581	10:07:07.706	9 -	2:00.387	+ 0.947	10:20:41.412
4 -	1:59.764	+ 0.324	10:09:07.470	10 -	1:59.440		10:22:40.852
5 -	2:01.123	+ 1.683	10:11:08.593	11 -	2:09.819	+ 10.379	10:24:50.671
6 -	2:01.354	+ 1.914	10:13:09.947				
75	ANGLE M / ANGLE H		THA Ford Mustang				
1 -	2:07.959	+ 18.117	10:02:27.765	6 -	1:50.395	+ 0.553	10:13:39.314
2 -	1:58.820	+ 8.978	10:04:26.585	7 -	1:51.192	+ 1.350	10:15:30.506
3 -	1:55.888	+ 6.046	10:06:22.473	8 -	1:49.842		10:17:20.348
4 -	3:28.524 P	+ 1:38.682	10:09:50.997	9 -	1:51.185	+ 1.343	10:19:11.533
5 -	1:57.922	+ 8.080	10:11:48.919	10 -	1:59.098	+ 9.256	10:21:10.631
76	Nick SWIFT		THD Morris Mini Cooper S				
1 -	2:10.318	+ 17.990	10:02:17.922	6 -	3:53.581 P	+ 2:01.253	10:13:58.016
2 -	1:58.235	+ 5.907	10:04:16.157	7 -	2:01.248	+ 8.920	10:15:59.264
3 -	1:57.973	+ 5.645	10:06:14.130	8 -	1:52.328		10:17:51.592
4 -	1:55.152	+ 2.824	10:08:09.282	9 -	1:52.979	+ 0.651	10:19:44.571

Car No. 22 - requires a working transponder - Q.12.2.1

Weather / Track : Sunny / Dry

Brands Hatch GP
Circuit Length = 2.3009 miles
Start: 10:00 End: 10:26

Pre-66 Touring Cars

QUALIFYING - RACE 6 - LAP ANALYSIS

5 -	1:55.153	+ 2.825	10:10:04.435	10 -	1:52.558	+ 0.230	10:21:37.129
77	NAISMITH / PERRYMAN		THHS Ford Lotus Cortina				
1 -	2:17.544	+ 22.042	10:03:20.261	7 -	3:34.888 P	+ 1:39.386	10:16:42.313
2 -	1:59.400	+ 3.898	10:05:19.661	8 -	2:07.406	+ 11.904	10:18:49.719
3 -	1:59.178	+ 3.676	10:07:18.839	9 -	1:56.506	+ 1.004	10:20:46.225
4 -	1:56.647	+ 1.145	10:09:15.486	10 -	1:55.880	+ 0.378	10:22:42.105
5 -	1:55.502		10:11:10.988	11 -	2:02.473	+ 6.971	10:24:44.578
6 -	1:56.437	+ 0.935	10:13:07.425				
78	Jonathan HARTOP		THD Austin Mini Cooper S				
1 -	2:14.043	+ 17.861	10:02:50.268	7 -	1:57.497	+ 1.315	10:14:59.787
2 -	2:09.273	+ 13.091	10:04:59.541	8 -	1:56.182		10:16:55.969
3 -	2:05.779	+ 9.597	10:07:05.320	9 -	1:58.304	+ 2.122	10:18:54.273
4 -	1:59.671	+ 3.489	10:09:04.991	10 -	1:56.422	+ 0.240	10:20:50.695
5 -	1:59.140	+ 2.958	10:11:04.131	11 -	1:58.067	+ 1.885	10:22:48.762
6 -	1:58.159	+ 1.977	10:13:02.290	12 -	2:00.602	+ 4.420	10:24:49.364
79	WILLS / LYNN		THD Austin Mini Cooper S				
1 -	2:13.830	+ 19.818	10:04:00.101	6 -	2:00.398	+ 6.386	10:16:15.208
2 -	2:00.594	+ 6.582	10:06:00.695	7 -	1:54.702	+ 0.690	10:18:09.910
3 -	1:57.926	+ 3.914	10:07:58.621	8 -	1:54.012		10:20:03.922
4 -	1:59.814	+ 5.802	10:09:58.435	9 -	5:21.066 P	+ 3:27.054	10:25:24.988
5 -	4:16.375 P	+ 2:22.363	10:14:14.810				
82	Paul POCHCIOL		THHS Ford Lotus Cortina Mk1				
1 -	2:10.561	+ 14.613	10:02:25.376	7 -	1:55.948		10:14:05.867
2 -	1:57.605	+ 1.657	10:04:22.981	8 -	3:54.883 P	+ 1:58.935	10:18:00.750
3 -	1:56.948	+ 1.000	10:06:19.929	9 -	2:01.075	+ 5.127	10:20:01.825
4 -	1:56.048	+ 0.100	10:08:15.977	10 -	1:57.995	+ 2.047	10:21:59.820
5 -	1:57.049	+ 1.101	10:10:13.026	11 -	2:18.929	+ 22.981	10:24:18.749
6 -	1:56.893	+ 0.945	10:12:09.919				
86	COOKE / DOWD		THA Ford Mustang				
1 -	2:05.918	+ 12.973	10:03:01.457	7 -	2:02.716	+ 9.771	10:17:07.319
2 -	1:59.408	+ 6.463	10:05:00.865	8 -	1:55.610	+ 2.665	10:19:02.929
3 -	2:53.635	+ 1:00.690	10:07:54.500	9 -	1:52.945		10:20:55.874
4 -	1:58.527	+ 5.582	10:09:53.027	10 -	1:55.842	+ 2.897	10:22:51.716
5 -	1:58.171	+ 5.226	10:11:51.198	11 -	1:55.243	+ 2.298	10:24:46.959
6 -	3:13.405 P	+ 1:20.460	10:15:04.603				
91	BERG / HAUGLAND		THHS Ford Lotus Cortina Mk1				
1 -	2:09.637	3 - 3:58:45.139	10:02:32.439				
92	Stephen JONES		THD Morris Mini Cooper S				
1 -	2:22.520	+ 19.862	10:02:50.026	6 -	2:05.875	+ 3.217	10:13:40.369
2 -	2:17.712	+ 15.054	10:05:07.738	7 -	2:03.744	+ 1.086	10:15:44.113
3 -	2:14.482	+ 11.824	10:07:22.220	8 -	2:03.130	+ 0.472	10:17:47.243
4 -	2:06.626	+ 3.968	10:09:28.846	9 -	2:05.752	+ 3.094	10:19:52.995
5 -	2:05.648	+ 2.990	10:11:34.494	10 -	2:02.658		10:21:55.653
99	Mick DOWSETT		THE Hillman Rallye Imp				
1 -	2:32.551	+ 20.293	10:03:31.398	6 -	2:16.775	+ 4.517	10:14:48.909
2 -	2:14.195	+ 1.937	10:05:45.593	7 -	2:13.424	+ 1.166	10:17:02.333
3 -	2:16.165	+ 3.907	10:08:01.758	8 -	2:12.258		10:19:14.591
4 -	2:16.490	+ 4.232	10:10:18.248	9 -	2:12.398	+ 0.140	10:21:26.989
5 -	2:13.886	+ 1.628	10:12:32.134	10 -	3:09.120 P	+ 56.862	10:24:36.109

Car No. 22 - requires a working transponder - Q.12.2.1

Weather / Track : Sunny / Dry

Brands Hatch GP
Circuit Length = 2.3009 miles
Start: 10:00 End: 10:26

Pre - 66 Touring Cars

RACE 6 - GRID

ROW 17	0.000 91 BERG / HAUGLAND	20 STANBRIDGE / SELBY
ROW 16	2:08.639 71 HENDERSON G / HENDERSON R	2:12.258 99 Mick DOWSETT
ROW 15	2:01.875 31 KJALLGREN / LITTLEJOHN	2:02.658 92 Stephen JONES
ROW 14	1:59.440 74 EDIPIDIS / TZAMARIADAKIS	2:01.053 59 STROMMEN / MATHESON
ROW 13	1:58.265 11 Richard DODKINS	1:59.186 13 LYNN / CHRISTODOLOU
ROW 12	1:57.517 16 SWIFT / MAYDON	1:58.222 63 COX / DENHAM
ROW 11	1:56.368 19 Jack ONDRACK	1:57.216 50 TARRY / YOULES
ROW 10	1:56.182 78 Jonathan HARTOP	1:56.259 27 Philip BURGESS
ROW 9	1:55.948 82 Paul POCHCIOL	1:56.111 57 WARD / WILLIAMS
ROW 8	1:54.903 73 CLARKSON / WILLIAMS	1:55.502 77 NAISMITH / PERRYMAN
ROW 7	1:54.365 35 CLAYSON / GIORDANELLI	1:54.502 67 Christian DEVEREUX
ROW 6	1:54.012 79 WILLS / LYNN	1:54.087 7 TWYMAN / COTTINGHAM
ROW 5	1:52.616 23 DUNHAM / OWEN	1:52.945 86 COOKE / DOWD
ROW 4	1:52.328 76 Nick SWIFT	1:52.514 6 Henry MANN
ROW 3	1:49.855 69 WILLS / CALGER	1:50.302 44 KJALLGREN G / KJALLGREN R
ROW 2	1:49.003 8 John YOUNG	1:49.842 75 ANGLE M / ANGLE H
ROW 1	1:46.925 1 Leo VOYAZIDES	1:48.345 15 Patrick WATTS

Pole

Brands Hatch GP
Circuit Length = 2.3009 miles

These results are provisional until the conclusion of any judicial and technical matters.

Clerk of Course :

Timekeeper :

Pre-66 Touring Cars

RACE 6 - CLASSIFICATION

POS	NO	CL	NAME	ENTRY	LAPS	TIME	GAP	DIFF	MPH	BEST	ON
1	1	THA	VOYAZIDES / HADFIELD	Ford Falcon	32	1:00:52.934			72.56	1:47.587	26
2	8	THA	John YOUNG	Ford Mustang	32	1:01:12.927	19.993	19.993	72.16	1:48.996	8
3	15	THA	Patrick WATTS	Ford Mustang	32	1:01:23.813	30.879	10.886	71.95	1:49.055	28
4	76	THD	Nick SWIFT	Morris Mini Cooper S	32	1:01:58.801	1:05.867	34.988	71.27	1:51.638	2
5	6	THHS	Henry MANN	Ford Lotus Cortina Mk 1	32	1:02:02.560	1:09.626	3.759	71.20	1:52.251	19
6	75	THA	ANGLE M / ANGLE H	Ford Mustang	32	1:02:06.502	1:13.568	3.942	71.12	1:50.275	7
7	86	THA	COOKE / DOWD	Ford Mustang	31	1:01:23.806	1 lap	1 lap	69.70	1:51.431	24
8	23	THHS	DUNHAM / OWEN	Ford Lotus Cortina	31	1:01:44.796	1 lap	20.990	69.30	1:53.388	3
9	44	THA	KJALLGREN G / KJALLGREN R	Ford Mustang	31	1:01:52.641	1 lap	7.845	69.16	1:50.919	19
10	77	THHS	NAISMITH / PERRYMAN	Ford Lotus Cortina	31	1:01:58.370	1 lap	5.729	69.05	1:53.979	15
11	7	THD	TWYMAN / COTTINGHAM	Austin Mini Cooper S	31	1:01:59.401	1 lap	1.031	69.03	1:53.879	30
12	67	THD	Christian DEVEREUX	Austin Mini Cooper S	31	1:02:01.112	1 lap	1.711	69.00	1:54.531	26
13	35	THA	CLAYSON / GIORDANELLI	Ford Falcon Sprint	31	1:02:14.768	1 lap	13.656	68.75	1:53.997	27
14	79	THD	WILLS / LYNN	Austin Mini Cooper S	31	1:02:17.193	1 lap	2.425	68.70	1:54.071	30
15	50	THD	TARRY / YOULES	Morris Cooper S	31	1:02:24.241	1 lap	7.048	68.57	1:55.110	28
16	69	THA	WILLS / CALGER	Mercury Comet Cyclone	31	1:02:47.572	1 lap	23.331	68.15	1:49.784	5
17	57	THD	WARD / WILLIAMS	Austin Mini Cooper S	31	1:02:47.607	1 lap	0.035	68.15	1:55.947	29
18	78	THD	Jonathan HARTOP	Austin Mini Cooper S	30	1:02:31.934	2 laps	1 lap	66.23	1:55.280	30
19	82	THHS	Paul POCHCIOL	Ford Lotus Cortina Mk1	29	58:22.937	3 laps	1 lap	68.57	1:53.866	9
20	59	THHS	STROMMEN / MATHESON	Ford Lotus Cortina	29	1:02:11.852	3 laps	3:48.915	64.36	1:55.023	23
21	71	THD	HENDERSON G / HENDERSON R	Austin Mini Cooper S	28	1:01:17.800	4 laps	1 lap	63.06	2:02.468	24
22	99	THE	Mick DOWSETT	Hillman Rallye Imp	27	1:01:48.275	5 laps	1 lap	60.30	2:08.994	25
23	16	THD	SWIFT / MAYDON	Morris Cooper S	27	1:02:29.360	5 laps	41.085	59.64	1:54.823	24
24	63	INV	COX / DENHAM	Ford Lotus Cortina	23	57:22.495	9 laps	4 laps	55.34	1:57.394	18

NOT CLASSIFIED

DNC 13	THHS	LYNN / CHRISTODOLOU	Ford Cortina	24	48:34.035	8 laps			68.22	1:52.385	20
DNC 27	THD	Philip BURGESS	Austin Mini Cooper S	19	38:31.789	13 laps	5 laps		68.07	1:54.963	7
DNC 19	THA	Jack ONDRACK	Ford Mustang	14	27:16.647	18 laps	5 laps		70.85	1:54.120	11
DNC 91	THHS	BERG / HAUGLAND	Ford Lotus Cortina Mk1	14	36:40.310	18 laps	9:23.663		52.70	1:53.249	13
DNC 92	THD	Stephen JONES	Morris Mini Cooper S	10	20:32.441	22 laps	4 laps		67.20	1:59.537	10
DNC 11	THD	Richard DODKINS	Morris Cooper S	7	14:08.061	25 laps	3 laps		68.37	1:57.938	5
DNC 74	THD	EDIPIDIS / TZAMARIADAKIS	Mini Cooper S	7	14:22.226	25 laps	14.165		67.24	1:59.409	5
DNC 73	THA	CLARKSON / WILLIAMS	Ford Falcon Sprint	6	11:32.498	26 laps	1 lap		71.76	1:53.392	2
DNC 31	THD	KJALLGREN / LITTLEJOHN	Austin Mini Cooper S	6	12:31.982	26 laps	59.484		66.09	2:01.225	4
DNC 20	THD	STANBRIDGE / SELBY	Morris Mini Cooper S	1	2:20.665	31 laps	5 laps		58.88		
DNC 22	THA	TWYMAN / SMITH	Ford Falcon	0							

FASTEST LAP

1	THA	VOYAZIDES / HADFIELD	Ford Falcon	26	1:47.587	76.99 mph	123.90 kph
76	THD	Nick SWIFT	Morris Mini Cooper S	2	1:51.638	74.19 mph	119.40 kph
6	THHS	Henry MANN	Ford Lotus Cortina Mk 1	19	1:52.251	73.79 mph	118.75 kph
63	INV	COX / DENHAM	Ford Lotus Cortina	18	1:57.394	70.55 mph	113.55 kph
99	THE	Mick DOWSETT	Hillman Rallye Imp	25	2:08.994	64.21 mph	103.34 kph

Weather / Track : Bright / Dry

These results are provisional until the conclusion of any judicial and technical matters.

Brands Hatch GP

Circuit Length = 2.3009 miles

Start: 13:34 End: 14:38

Clerk of Course :	Timekeeper :
-------------------	--------------

Pre-66 Touring Cars
RACE 6 - LAP CHART

Lap 1			Lap 2			Lap 3			Lap 4			Lap 5		
No	Behind	Laptime	No	Behind	Laptime	No	Behind	Laptime	No	Behind	Laptime	No	Behind	Laptime
1		1:53.789	1		1:48.715	1		1:48.667	1		1:49.135	1		1:49.402
15	0.464	1:54.253	15	1.469	1:49.720	15	2.381	1:49.579	15	3.045	1:49.799	15	3.065	1:49.422
8	2.126	1:55.915	8	3.835	1:50.424	8	4.745	1:49.577	8	5.419	1:49.809	8	5.512	1:49.495
69	2.508	1:56.297	69	4.337	1:50.544	69	5.661	1:49.991	69	6.650	1:50.124	69	7.032	1:49.784
75	3.029	1:56.818	75	5.421	1:51.107	75	7.674	1:50.920	75	9.110	1:50.571	75	10.567	1:50.859
76	4.947	1:58.736	76	7.870	1:51.638	76	11.055	1:51.852	76	13.820	1:51.900	76	17.085	1:52.667
6	6.240	2:00.029	6	9.881	1:52.356	6	13.526	1:52.312	6	16.676	1:52.285	6	19.652	1:52.378
44	7.040	2:00.829	44	11.681	1:53.356	44	16.009	1:52.995	44	20.057	1:53.183	44	24.018	1:53.363
23	7.926	2:01.715	73	13.705	1:53.392	73	19.241	1:54.203	73	24.125	1:54.019	73	28.902	1:54.179
73	9.028	2:02.817	23	15.007	1:55.796	23	19.728	1:53.388	23	24.544	1:53.951	23	29.704	1:54.562
86	9.105	2:02.894	86	15.719	1:55.329	86	21.912	1:54.860	86	26.299	1:53.522	86	31.057	1:54.160
7	10.393	2:04.182	82	18.478	1:56.081	77	26.704	1:56.178	77	33.294	1:55.725	77	38.955	1:55.063
82	11.112	2:04.901	77	19.193	1:55.975	7	27.581	1:56.180	7	33.975	1:55.529	7	39.877	1:55.304
67	11.192	2:04.981	7	20.068	1:58.390	27	27.811	1:56.074	27	34.447	1:55.771	27	40.173	1:55.128
77	11.933	2:05.722	27	20.404	1:56.566	67	28.491	1:55.861	67	34.908	1:55.552	67	40.588	1:55.082
27	12.553	2:06.342	67	21.297	1:58.820	82	31.097	2:01.286	82	37.802	1:55.840	82	44.520	1:56.120
78	16.895	2:10.684	78	25.095	1:56.915	50	32.866	1:55.969	50	39.977	1:56.246	50	46.606	1:56.031
50	17.282	2:11.071	50	25.564	1:56.997	78	33.597	1:57.169	78	41.467	1:57.005	19	48.865	1:55.474
63	19.916	2:13.705	19	29.251	1:56.827	19	37.120	1:56.536	19	42.793	1:54.808	78	50.116	1:58.051
35	20.783	2:14.572	63	30.459	1:59.258	91	39.034	1:55.194	63	51.288	1:58.565	13	57.792	1:55.067
19	21.139	2:14.928	91	32.507	1:58.395	63	41.858	2:00.066	13	52.127	1:54.472	63	1:01.078	1:59.192
11	21.601	2:15.390	11	33.616	2:00.730	11	43.267	1:58.318	11	53.062	1:58.930	11	1:01.598	1:57.938
74	21.602	2:15.391	74	35.345	2:02.458	13	46.790	1:56.459	74	57.584	1:59.515	74	1:07.591	1:59.409
16	22.419	2:16.208	16	35.640	2:01.936	74	47.204	2:00.526	79	57.658	1:57.292	79	1:07.670	1:59.414
91	22.827	2:16.616	35	36.481	2:04.413	35	48.345	2:00.531	35	58.518	1:59.308	35	1:08.450	1:59.334
57	24.108	2:17.897	57	36.841	2:01.448	57	49.362	2:01.188	57	59.530	1:59.303	57	1:10.011	1:59.883
31	24.370	2:18.159	13	38.998	1:58.326	79	49.501	1:59.011	31	1:05.243	2:01.225	31	1:18.514	2:02.673
92	26.456	2:20.245	79	39.157	2:00.506	31	53.153	2:02.602	92	1:08.641	2:03.203	92	1:20.360	2:01.121
20	26.876	2:20.665	31	39.218	2:03.563	92	54.573	2:02.697	59	1:27.838	2:05.717	59	1:42.080	2:03.644
79	27.366	2:21.155	92	40.543	2:02.802	59	1:11.256	2:08.648	71	1:29.702	2:06.505	71	1:46.171	2:05.871
13	29.387	2:23.176	59	51.275	2:09.396	71	1:12.332	2:07.911	99	1:49.357	2:12.972			
59	30.594	2:24.383	71	53.088	2:10.212	99	1:25.520	2:14.061						
71	31.591	2:25.380	99	1:00.126	2:13.997									
99	34.844	2:28.633												

Weather / Track : Bright / Dry

Brands Hatch GP
Circuit Length = 2.3009 miles
Start: 13:34 End: 14:38

Pre-66 Touring Cars

RACE 6 - LAP CHART

Lap 6			Lap 7			Lap 8			Lap 9			Lap 10		
No	Behind	Laptime	No	Behind	Laptime	No	Behind	Laptime	No	Behind	Laptime	No	Behind	Laptime
1		1:48.729	1		1:48.876	1		1:48.451	1		1:49.194	1		1:48.851
15	4.192	1:49.856	15	5.520	1:50.204	15	6.576	1:49.507	92	1 LAP	1:59.962	57	1 LAP	2:00.582
8	6.158	1:49.375	8	6.845	1:49.563	8	7.390	1:48.996	15	6.856	1:49.474	15	8.084	1:50.079
69	9.131	1:50.828	59	1 LAP	2:04.724	69	13.645	1:51.070	8	7.312	1:49.116	8	8.289	1:49.828
75	12.868	1:51.030	69	11.026	1:50.771	75	16.347	1:50.531	69	15.667	1:51.216	69	17.833	1:51.017
76	21.258	1:52.902	75	14.267	1:50.275	59	1 LAP	2:02.880	75	17.500	1:50.347	75	19.063	1:50.414
6	23.470	1:52.547	71	1 LAP	2:08.239	76	29.412	1:53.140	76	33.024	1:52.806	92	1 LAP	2:02.114
99	1 LAP	2:15.002	76	24.723	1:52.341	6	32.321	1:52.554	6	36.214	1:53.087	76	36.469	1:52.296
44	28.974	1:53.685	6	28.218	1:53.624	71	1 LAP	2:05.763	59	1 LAP	2:02.352	6	40.282	1:52.919
73	34.061	1:53.888	44	34.297	1:54.199	44	40.021	1:54.175	44	45.383	1:54.556	59	1 LAP	2:02.171
23	35.125	1:54.150	23	40.152	1:53.903	23	45.317	1:53.616	23	49.699	1:53.576	23	54.689	1:53.841
86	36.715	1:54.387	86	41.521	1:53.682	86	47.643	1:54.573	71	1 LAP	2:05.279	86	58.074	1:54.624
7	46.938	1:55.790	99	1 LAP	2:13.544	77	59.988	1:54.822	86	52.301	1:53.852	71	1 LAP	2:05.620
67	47.322	1:55.463	7	52.956	1:54.894	7	1:00.672	1:56.167	91	5 LAPS	11:08.078	91	5 LAPS	2:06.402
77	47.621	1:57.395	77	53.617	1:54.872	67	1:01.184	1:55.932	77	1:06.644	1:55.850	77	1:13.387	1:55.594
27	48.566	1:57.122	67	53.703	1:55.257	27	1:01.779	1:55.577	7	1:07.437	1:55.959	7	1:14.096	1:55.510
82	51.087	1:55.296	27	54.653	1:54.963	82	1:03.403	1:54.728	67	1:07.756	1:55.766	82	1:14.212	1:54.988
50	53.598	1:55.721	82	57.126	1:54.915	19	1:09.388	1:56.057	82	1:08.075	1:53.866	67	1:14.246	1:55.341
19	55.800	1:55.664	16	4 LAPS	9:26.698	50	1:10.429	1:58.490	27	1:08.846	1:56.261	27	1:15.672	1:55.677
78	57.879	1:56.492	50	1:00.390	1:55.668	16	4 LAPS	2:01.866	13	1:16.894	1:53.976	13	1:21.324	1:53.281
13	1:02.228	1:53.165	19	1:01.782	1:54.858	13	1:12.112	1:54.243	19	1:17.348	1:57.154	19	1:23.238	1:54.741
11	1:10.843	1:57.974	78	1:05.393	1:56.390	78	1:14.127	1:57.185	50	1:18.720	1:57.485	50	1:25.182	1:55.313
63	1:11.229	1:58.880	13	1:06.320	1:52.968	99	1 LAP	2:16.323	16	4 LAPS	1:57.275	16	4 LAPS	1:56.598
79	1:16.624	1:57.683	63	1:20.264	1:57.911	63	1:30.292	1:58.479	78	1:20.898	1:55.965	78	1:28.548	1:56.501
35	1:17.301	1:57.580	11	1:20.748	1:58.781	79	1:32.554	1:56.915	63	1:40.256	1:59.158	79	1:49.670	1:57.789
74	1:19.275	2:00.413	79	1:24.090	1:56.342	35	1:34.585	1:57.574	79	1:40.732	1:57.372			
57	1:19.664	1:58.382	35	1:25.462	1:57.037	57	1:41.316	2:00.176	35	1:41.937	1:56.546			
92	1:31.882	2:00.251	57	1:29.591	1:58.803				99	1 LAP	2:12.749			
31	1:33.545	2:03.760	74	1:34.913	2:04.514									
			92	1:43.515	2:00.509									

Weather / Track : Bright / Dry

Brands Hatch GP
 Circuit Length = 2.3009 miles
 Start: 13:34 End: 14:38

Pre-66 Touring Cars
RACE 6 - LAP CHART

Lap 11			Lap 12			Lap 13			Lap 14			Lap 15		
No	Behind	Laptime	No	Behind	Laptime	No	Behind	Laptime	No	Behind	Laptime	No	Behind	Laptime
1		1:50.164	1		1:49.400	1		1:49.335	1		1:49.261	1		1:50.641
63	1 LAP	2:00.488	79	1 LAP	1:56.370	8	9.933	1:50.317	71	2 LAPS	2:03.807	50	1 LAP	1:57.168
35	1 LAP	1:59.447	8	8.951	1:50.569	15	10.577	1:49.717	15	11.739	1:50.423	16	5 LAPS	1:57.421
8	7.782	1:49.657	15	10.195	1:50.457	79	1 LAP	1:56.554	79	1 LAP	1:56.396	78	1 LAP	1:57.751
15	9.138	1:51.218	35	1 LAP	1:58.122	35	1 LAP	1:57.796	75	26.689	1:52.335	15	10.638	1:49.540
57	1 LAP	2:00.167	63	1 LAP	2:00.141	63	1 LAP	1:59.132	63	1 LAP	1:58.471	69	1 LAP	2:15.528
69	18.828	1:51.159	69	21.124	1:51.696	75	23.615	1:50.545	44	2 LAPS	1:56.720	79	1 LAP	1:56.613
99	2 LAPS	2:15.747	75	22.405	1:51.754	44	2 LAPS	3:20.716	57	1 LAP	1:59.011	75	28.196	1:52.148
75	20.051	1:51.152	57	1 LAP	1:59.927	59	3 LAPS	5:11.042	76	50.458	1:53.095	44	2 LAPS	1:51.999
92	1 LAP	1:59.537	76	42.302	1:52.869	57	1 LAP	1:59.074	59	3 LAPS	2:08.085	63	1 LAP	2:01.941
76	38.833	1:52.528	99	2 LAPS	2:14.677	76	46.624	1:53.657	6	56.178	1:53.235	76	53.010	1:53.193
44	1 LAP	3:36.381	6	47.892	1:53.644	6	52.204	1:53.647	23	1:13.129	1:53.879	6	59.241	1:53.704
6	43.648	1:53.530	23	1:03.529	1:54.125	99	2 LAPS	2:11.386	86	1:18.282	1:54.716	99	3 LAPS	3:34.273
23	58.804	1:54.279	86	1:07.849	1:54.474	23	1:08.511	1:54.317	91	5 LAPS	1:54.144	59	3 LAPS	2:04.834
86	1:02.775	1:54.865	91	5 LAPS	1:55.346	86	1:12.827	1:54.313	8	1:32.907	3:12.235	23	1:15.924	1:53.436
91	5 LAPS	1:55.215	77	1:25.135	1:55.587	91	5 LAPS	1:55.031	77	1:36.481	1:54.990	8	1:36.215	1:53.949
77	1:18.948	1:55.725	82	1:25.361	1:54.993	77	1:30.752	1:54.952	13	1:36.680	1:54.038	91	5 LAPS	1:56.798
82	1:19.768	1:55.720	7	1:27.036	1:56.276	82	1:31.493	1:55.467	82	1:37.456	1:55.224	13	1:39.277	1:53.238
7	1:20.160	1:56.228	67	1:27.430	1:56.002	13	1:31.903	1:52.963	7	1:38.876	1:55.015	77	1:39.819	1:53.979
67	1:20.828	1:56.746	13	1:28.275	1:53.273	7	1:33.122	1:55.421	67	1:39.051	1:54.803	82	1:41.316	1:54.501
27	1:22.564	1:57.056	27	1:28.884	1:55.720	67	1:33.509	1:55.414	27	1:40.403	1:55.082	7	1:44.051	1:55.816
13	1:24.402	1:53.242	19	1:32.851	1:55.057	27	1:34.582	1:55.033	19	1:44.678	1:54.495	67	1:46.014	1:57.604
71	1 LAP	2:08.045	50	1:37.926	1:56.802	19	1:39.444	1:55.928	35	1 LAP	3:19.709	27	1:46.630	1:56.868
19	1:27.194	1:54.120	16	4 LAPS	1:56.851	69	1:42.664	3:10.875						
50	1:30.524	1:55.506	78	1:41.564	1:56.510	50	1:45.541	1:56.950						
16	4 LAPS	1:56.295	71	1 LAP	2:06.204	16	4 LAPS	1:56.401						
78	1:34.454	1:56.070				78	1:48.460	1:56.231						

Weather / Track : Bright / Dry

Brands Hatch GP
 Circuit Length = 2.3009 miles
 Start: 13:34 End: 14:38

Pre-66 Touring Cars
RACE 6 - LAP CHART

Lap 16			Lap 17			Lap 18			Lap 19			Lap 20		
No	Behind	Laptime	No	Behind	Laptime	No	Behind	Laptime	No	Behind	Laptime	No	Behind	Laptime
1		1:49.464	15		1:50.746	15		1:49.755	1		1:49.343	1		1:49.324
71	3 LAPS	3:34.303	79	2 LAPS	3:27.513	35	2 LAPS	1:55.477	15	1.489	3:07.256	15	5.932	1:53.767
50	1 LAP	1:57.220	35	2 LAPS	1:55.994	79	2 LAPS	2:00.563	67	1 LAP	1:55.212	71	3 LAPS	2:08.816
35	2 LAPS	2:01.279	63	2 LAPS	3:24.525	75	23.258	1:51.755	77	1 LAP	2:02.297	67	1 LAP	1:55.191
15	11.348	1:50.174	71	3 LAPS	2:22.115	44	2 LAPS	1:52.688	27	1 LAP	1:56.905	8	15.171	1:51.592
78	1 LAP	1:57.561	75	21.258	1:52.099	63	2 LAPS	2:05.759	7	1 LAP	1:56.443	77	1 LAP	1:56.524
57	2 LAPS	3:19.683	6	1 LAP	3:15.358	6	1 LAP	1:58.502	8	12.903	1:51.911	7	1 LAP	1:56.156
75	31.253	1:52.521	57	2 LAPS	2:03.240	57	2 LAPS	1:57.917	59	3 LAPS	2:01.014	59	3 LAPS	1:55.817
69	1 LAP	2:04.611	44	2 LAPS	1:51.388	71	3 LAPS	2:11.290	82	1 LAP	1:59.502	82	1 LAP	1:55.625
44	2 LAPS	1:51.658	69	1 LAP	2:02.897	69	1 LAP	2:02.389	13	1 LAP	3:40.145	13	1 LAP	1:57.956
86	1 LAP	3:15.072	23	1 LAP	3:14.976	23	1 LAP	2:00.279	91	5 LAPS	1:53.995	27	1 LAP	2:10.799
76	56.927	1:53.381	86	1 LAP	1:58.661	76	55.235	1:53.776	75	32.196	3:14.705	75	51.803	2:08.931
59	3 LAPS	1:58.544	76	51.214	1:56.381	86	1 LAP	2:04.588	16	5 LAPS	1:56.863	16	5 LAPS	1:59.290
99	3 LAPS	2:18.226	67	1 LAP	3:14.082	77	1 LAP	3:19.166	50	1 LAP	1:59.184	35	1 LAP	1:55.792
8	1:37.524	1:50.773	59	3 LAPS	1:57.717	1	1:16.424	1:55.481	35	1 LAP	1:56.426	50	1 LAP	1:57.340
13	1:43.874	1:54.061	27	1 LAP	3:15.008	59	3 LAPS	1:58.995	79	1 LAP	1:54.840	79	1 LAP	1:56.257
77	1:46.047	1:55.692	1	1:10.698	3:12.792	67	1 LAP	2:01.010	76	1:02.559	3:13.091	44	1 LAP	1:50.919
16	5 LAPS	3:30.785	82	1 LAP	3:22.032	27	1 LAP	1:59.837	44	1 LAP	1:51.723	76	1:10.704	1:57.469
91	5 LAPS	1:57.252	7	1 LAP	3:20.194	82	1 LAP	1:59.034	99	3 LAPS	2:10.578	6	1:14.884	1:53.063
			8	1:26.183	1:50.753	7	1 LAP	1:59.277	78	2 LAPS	2:01.611	78	2 LAPS	1:56.236
			13	1:35.549	1:53.769	8	1:26.759	1:50.331	6	1:11.145	1:52.251	57	1 LAP	1:56.748
			91	5 LAPS	1:54.595	91	5 LAPS	1:53.249	57	1 LAP	1:56.737	63	1 LAP	1:57.674
			99	3 LAPS	2:14.673	16	5 LAPS	1:58.105	63	1 LAP	1:57.394	99	3 LAPS	2:14.043
			50	1 LAP	3:39.977	50	1 LAP	2:03.810	23	1:39.982	1:57.248	23	1:47.036	1:56.378
			16	5 LAPS	2:05.542	99	3 LAPS	2:11.570	69	1:43.090	2:00.925	86	1:48.720	1:53.478
						35	1 LAP	1:54.819	86	1:44.566	1:52.922			
						79	1 LAP	1:54.598						
						78	2 LAPS	5:52.560						
						44	1 LAP	1:51.276						
						6	2:24.661	1:52.873						
						57	1 LAP	1:56.705						
						63	1 LAP	1:58.480						
						69	2:47.932	2:01.058						
						23	2:48.501	1:58.635						
						71	2 LAPS	2:09.602						

Weather / Track : Bright / Dry

Brands Hatch GP
 Circuit Length = 2.3009 miles
 Start: 13:34 End: 14:38

Pre-66 Touring Cars
RACE 6 - LAP CHART

Lap 21			Lap 22			Lap 23			Lap 24			Lap 25		
No	Behind	Laptime	No	Behind	Laptime	No	Behind	Laptime	No	Behind	Laptime	No	Behind	Laptime
1		1:50.476	1		1:49.293	1		2:24.389	1		2:24.154	1		1:48.057
69	1 LAP	2:01.371	86	1 LAP	1:53.105	86	1 LAP	2:22.879	86	1 LAP	2:24.117	86	1 LAP	1:51.431
15	5.251	1:49.795	23	1 LAP	1:57.096	23	1 LAP	2:21.201	23	1 LAP	2:24.059	15	5.665	1:49.486
8	16.088	1:51.393	99	4 LAPS	2:10.985	99	4 LAPS	2:21.527	99	4 LAPS	2:26.528	8	6.459	1:49.113
67	1 LAP	1:56.166	15	6.816	1:50.858	15	2.332	2:19.905	15	4.236	2:26.058	23	1 LAP	1:56.040
77	1 LAP	1:55.704	69	1 LAP	2:00.251	69	1 LAP	2:11.915	8	5.403	2:25.803	69	1 LAP	1:59.902
71	3 LAPS	2:09.077	8	17.545	1:50.750	8	3.754	2:10.598	69	1 LAP	2:26.815	67	1 LAP	1:59.093
7	1 LAP	1:55.325	67	1 LAP	1:56.740	67	1 LAP	2:01.134	67	1 LAP	2:26.472	13	1 LAP	1:56.425
82	1 LAP	1:54.029	77	1 LAP	1:55.631	77	1 LAP	2:02.576	77	1 LAP	2:24.731	77	1 LAP	1:59.342
59	3 LAPS	1:56.165	7	1 LAP	1:56.914	7	1 LAP	2:00.342	7	1 LAP	2:24.444	7	1 LAP	1:58.944
13	1 LAP	1:52.385	59	3 LAPS	1:57.152	59	3 LAPS	2:00.387	59	3 LAPS	2:22.819	59	3 LAPS	1:59.178
75	1:02.556	2:01.229	13	1 LAP	1:53.351	13	1 LAP	2:01.765	13	1 LAP	2:22.291	44	1 LAP	1:51.607
16	5 LAPS	1:56.597	71	3 LAPS	2:08.435	71	3 LAPS	2:07.310	71	3 LAPS	2:12.166	99	4 LAPS	2:13.977
35	1 LAP	1:55.317	82	1 LAP	2:34.732	75	49.640	2:01.195	75	23.555	1:58.069	75	30.714	1:55.216
44	1 LAP	1:52.307	75	1:12.834	1:59.571	82	1 LAP	2:05.534	44	1 LAP	1:58.938	71	3 LAPS	2:06.461
50	1 LAP	1:56.138	44	1 LAP	1:54.221	44	1 LAP	2:02.310	82	1 LAP	1:59.177	82	1 LAP	1:55.463
79	1 LAP	1:56.991	16	5 LAPS	1:59.104	16	5 LAPS	2:01.882	35	1 LAP	1:58.568	35	1 LAP	1:54.915
76	1:13.558	1:53.330	35	1 LAP	1:57.118	35	1 LAP	2:02.080	16	5 LAPS	1:59.413	76	34.692	1:53.161
6	1:17.748	1:53.340	50	1 LAP	1:56.806	50	1 LAP	2:01.848	50	1 LAP	1:58.260	6	35.090	1:53.620
78	2 LAPS	1:55.690	79	1 LAP	1:57.272	79	1 LAP	2:01.344	79	1 LAP	1:57.933	50	1 LAP	1:55.920
57	1 LAP	1:56.514	76	1:18.900	1:54.635	76	55.819	2:01.308	6	29.527	1:56.699	79	1 LAP	1:56.347
			6	1:23.526	1:55.071	6	56.982	1:57.845	76	29.588	1:57.923	16	5 LAPS	1:58.183
			78	2 LAPS	1:56.604	78	2 LAPS	1:58.200	78	2 LAPS	1:56.385	78	2 LAPS	1:55.564
			57	1 LAP	1:57.144	57	1 LAP	1:58.022	57	1 LAP	1:57.417	57	1 LAP	1:56.425

Weather / Track : Bright / Dry

Brands Hatch GP
 Circuit Length = 2.3009 miles
 Start: 13:34 End: 14:38

Pre-66 Touring Cars
RACE 6 - LAP CHART

Lap 26			Lap 27			Lap 28			Lap 29			Lap 30		
No	Behind	Laptime	No	Behind	Laptime	No	Behind	Laptime	No	Behind	Laptime	No	Behind	Laptime
1		1:47.587	1		1:48.251	1		1:48.387	1		1:48.342	1		1:48.147
15	8.021	1:49.943	15	8.975	1:49.205	15	9.643	1:49.055	8	11.161	1:49.503	63	7 LAPS	2:24.562
8	8.331	1:49.459	8	9.167	1:49.087	8	10.000	1:49.220	86	1 LAP	1:51.460	99	5 LAPS	2:08.994
86	1 LAP	1:52.793	86	1 LAP	1:52.593	86	1 LAP	1:51.610	15	24.659	2:03.358	8	14.371	1:51.357
23	1 LAP	1:54.211	23	1 LAP	1:54.343	23	1 LAP	1:53.840	23	1 LAP	1:54.377	86	1 LAP	1:52.171
77	1 LAP	1:54.747	77	1 LAP	1:54.688	77	1 LAP	1:55.233	44	1 LAP	1:52.421	15	29.256	1:52.744
67	1 LAP	1:55.915	67	1 LAP	1:54.531	7	1 LAP	1:54.999	77	1 LAP	1:55.536	23	1 LAP	1:54.356
7	1 LAP	1:55.309	7	1 LAP	1:54.339	67	1 LAP	1:55.389	67	1 LAP	1:55.459	44	1 LAP	1:52.186
59	3 LAPS	1:55.023	59	3 LAPS	1:56.098	44	1 LAP	1:51.508	7	1 LAP	1:55.892	77	1 LAP	1:55.320
44	1 LAP	1:51.940	44	1 LAP	1:51.584	59	3 LAPS	2:00.226	76	53.616	1:52.713	7	1 LAP	1:55.444
75	39.335	1:56.208	76	45.472	1:52.879	76	49.245	1:52.160	59	3 LAPS	1:56.680	67	1 LAP	1:55.972
63	6 LAPS	11:14.188	75	46.482	1:55.398	6	50.848	1:52.421	6	55.860	1:53.354	76	57.739	1:52.270
76	40.844	1:53.739	6	46.814	1:53.320	75	52.546	1:54.451	75	57.738	1:53.534	6	1:00.651	1:52.938
6	41.745	1:54.242	82	1 LAP	1:54.312	82	1 LAP	1:54.014	82	1 LAP	1:54.261	75	1:03.347	1:53.756
82	1 LAP	1:56.342	35	1 LAP	1:54.368	35	1 LAP	1:53.997	35	1 LAP	1:54.183	59	3 LAPS	1:56.128
35	1 LAP	1:57.452	79	1 LAP	1:54.494	79	1 LAP	1:54.332	79	1 LAP	1:54.879	82	1 LAP	1:54.954
79	1 LAP	1:58.115	50	1 LAP	1:55.758	50	1 LAP	1:55.219	50	1 LAP	1:55.110	35	1 LAP	1:55.551
50	1 LAP	1:59.403	16	5 LAPS	1:56.847	16	5 LAPS	1:54.903	16	5 LAPS	1:54.823	79	1 LAP	1:54.148
69	1 LAP	2:19.146	69	1 LAP	2:01.402	78	2 LAPS	1:55.293	78	2 LAPS	1:55.605	50	1 LAP	1:55.358
16	5 LAPS	1:59.620	78	2 LAPS	1:58.546	69	1 LAP	1:59.817	69	1 LAP	1:58.166	16	5 LAPS	1:56.208
78	2 LAPS	1:56.525	63	6 LAPS	2:12.868	63	6 LAPS	2:01.658	57	1 LAP	1:56.566	78	2 LAPS	1:55.722
71	3 LAPS	2:10.416	71	3 LAPS	2:02.468	57	1 LAP	1:55.996	71	3 LAPS	2:03.322	69	1 LAP	1:58.180
99	4 LAPS	2:14.587	57	1 LAP	1:56.410	71	3 LAPS	2:03.219				57	1 LAP	1:55.947
57	1 LAP	1:56.336	99	4 LAPS	2:09.338	99	4 LAPS	2:09.284						

Weather / Track : Bright / Dry

Brands Hatch GP
 Circuit Length = 2.3009 miles
 Start: 13:34 End: 14:38

Pre-66 Touring Cars
RACE 6 - LAP CHART


Lap 31			Lap 32		
No	Behind	Laptime	No	Behind	Laptime
1		1:48.408	1		1:48.429
71	4 LAPS	2:05.388	8	19.993	1:51.009
8	17.413	1:51.450	71	4 LAPS	2:04.576
86	1 LAP	1:51.825	86	1 LAP	1:52.088
15	29.973	1:49.125	15	30.879	1:49.335
99	5 LAPS	2:10.239	23	1 LAP	1:54.063
23	1 LAP	1:55.160	99	5 LAPS	2:10.362
44	1 LAP	1:53.569	44	1 LAP	1:54.241
77	1 LAP	1:54.292	77	1 LAP	1:54.462
7	1 LAP	1:53.879	76	1:05.867	1:52.579
76	1:01.717	1:52.386	7	1 LAP	1:54.839
67	1 LAP	1:55.292	67	1 LAP	1:54.830
6	1:05.265	1:53.022	6	1:09.626	1:52.790
75	1:07.840	1:52.901	75	1:13.568	1:54.157
59	3 LAPS	1:56.083	59	3 LAPS	1:55.950
35	1 LAP	1:55.296	35	1 LAP	1:54.167
79	1 LAP	1:54.071	79	1 LAP	1:54.084
50	1 LAP	1:55.395	50	1 LAP	1:56.078
16	5 LAPS	1:56.077	16	5 LAPS	1:57.569
78	2 LAPS	1:55.633	78	2 LAPS	1:55.280
69	1 LAP	1:59.087	69	1 LAP	1:58.740
57	1 LAP	1:56.097	57	1 LAP	1:57.862

Weather / Track : Bright / Dry

Brands Hatch GP
 Circuit Length = 2.3009 miles
 Start: 13:34 End: 14:38

Pre - 66 Mini Sprint Race

RACE 9 - GRID

ROW 6	20 Tim STANBRIDGE	
ROW 5	92 Stephen JONES	71 Rory HENDERSON
ROW 4	11 Richard DODKINS	31 Georg KJALLGREN
ROW 3	57 William WARD	27 Philip BURGESS
ROW 2	7 Joe TWYMAN	67 Christian DEVEREUX
ROW 1	76 Nick SWIFT	79 Roger WILLS
Pole		
		

Brands Hatch GP
Circuit Length = 2.3009 miles

These results are provisional until the conclusion of any judicial and technical matters.

Clerk of Course :		Timekeeper :
-------------------	--	--------------

Pre - 66 Mini Sprint Race
RACE 9 - CLASSIFICATION

POS	NO	CL	NAME	ENTRY	LAPS	TIME	GAP	DIFF	MPH	BEST	ON
1	27	THD	Philip BURGESS	Austin Mini Cooper S	10	20:20.361			67.87	1:55.541	10
2	76	THD	Nick SWIFT	Morris Mini Cooper S	10	20:20.362	0.001	0.001	67.87	1:53.770	5
3	20	THD	Tim STANBRIDGE	Morris Mini Cooper S	10	20:35.356	14.995	14.994	67.05	1:56.648	10
4	57	THD	William WARD	Austin Mini Cooper S	10	20:47.199	26.838	11.843	66.41	1:58.031	10
5	71	THD	Rory HENDERSON	Austin Mini Cooper S	10	21:51.508	1:31.147	1:04.309	63.15	2:04.666	7
NOT CLASSIFIED											
DNF	67	THD	Christian DEVEREUX	Austin Mini Cooper S	8	16:20.035	2 laps	2 laps	67.61	1:53.264	5
FASTEST LAP											
	67	THD	Christian DEVEREUX	Austin Mini Cooper S	5	1:53.264			73.13 mph	117.69 kph	

Weather / Track : Cloudy / Dry
 These results are provisional until the conclusion of any judicial and technical matters.

Brands Hatch GP
 Circuit Length = 2.3009 miles
 Start: 16:50 End: 17:12

Clerk of Course :		Timekeeper :
-------------------	--	--------------

Pre - 66 Mini Sprint Race

RACE 9 - LAP CHART

Lap 1			Lap 2			Lap 3			Lap 4			Lap 5		
No	Behind	Laptime	No	Behind	Laptime	No	Behind	Laptime	No	Behind	Laptime	No	Behind	Laptime
76		2:54.698	67		1:57.232	67		1:55.725	67		1:54.176	67		1:53.264
67	0.191	2:54.889	76	0.052	1:57.475	76	0.064	1:55.737	76	0.058	1:54.170	76	0.564	1:53.770
57	0.445	2:55.143	27	1.546	1:58.468	27	2.030	1:56.209	27	3.482	1:55.628	27	6.347	1:56.129
27	0.501	2:55.199	57	4.770	2:01.748	20	7.470	1:58.184	20	10.534	1:57.240	20	15.157	1:57.887
20	0.935	2:55.633	20	5.011	2:01.499	57	8.204	1:59.159	57	13.167	1:59.139	57	18.636	1:58.733
71	1.035	2:55.733	71	10.218	2:06.606	71	23.533	2:09.040	71	36.187	2:06.830	71	48.216	2:05.293

Weather / Track : Cloudy / Dry

Brands Hatch GP
Circuit Length = 2.3009 miles
Start: 16:50 End: 17:12

Pre - 66 Mini Sprint Race

RACE 9 - LAP CHART

Lap 6			Lap 7			Lap 8			Lap 9			Lap 10		
No	Behind	Laptime	No	Behind	Laptime	No	Behind	Laptime	No	Behind	Laptime	No	Behind	Laptime
76		1:54.860	67		1:54.190	76		1:54.810	76		1:58.388	27		1:55.541
67	0.129	1:55.553	76	0.030	1:54.349	67	0.166	1:55.006	27	6.563	1:55.760	76	0.001	2:02.105
27	6.841	1:55.918	27	8.168	1:55.646	27	9.191	1:55.863	20	20.451	1:57.309	20	14.995	1:56.648
20	16.564	1:56.831	20	19.109	1:56.864	20	21.530	1:57.261	57	30.911	1:58.667	57	26.838	1:58.031
57	21.486	1:58.274	57	25.854	1:58.687	57	30.632	1:59.618	71	1:26.379	2:06.860	71	1:31.147	2:06.872
71	57.582	2:04.790	71	1:07.929	2:04.666	71	1:17.907	2:04.818						

Weather / Track : Cloudy / Dry

Brands Hatch GP
Circuit Length = 2.3009 miles
Start: 16:50 End: 17:12

GP Masters

QUALIFYING - RACE 1 - CLASSIFICATION

POS	NO	CL	NAME	NAT	ENTRY	TIME	ON	LAPS	GAP	DIFF	MPH
1	13	Head	Rob AUSTIN	GB	Arrows A4	1:22.658	9	12			100.20
2	1	Head	Bill COOMBS	GB	Tyrrell 009	1:23.678	13	14	1.020	1.020	98.98
3	21	Laud	Roger WILLS	NZ	Williams FW05	1:26.205	6	6	3.547	2.527	96.08
4	24	Laud	Michael LYONS	GB	Hesketh 308E	1:26.453	9	10	3.795	0.248	95.81
5	35	Head	Steve ALLEN	GB	Arrows A1	1:26.470	14	14	3.812	0.017	95.79
6	16	Laud	Richard BARBER	GB	Fittipaldi F5a	1:26.726	14	14	4.068	0.256	95.50
7	77	Laud	Mark HIGSON	GB	March 761	1:28.573	15	15	5.915	1.847	93.51
8	29	Head	Philip HALL	GB	Arrows A3-3	1:29.056	14	15	6.398	0.483	93.01
9	26	Laud	Frank LYONS	IE	McLaren M26	1:29.727	10	12	7.069	0.671	92.31
10	3	Head	Ian SIMMONDS	GB	Tyrrell 012	1:30.157	9	10	7.499	0.430	91.87
11	18	Fittip	Chris PERKINS	GB	Surtees TS14	1:30.428	7	11	7.770	0.271	91.59
12	15	Head	Roger WILLS	NZ	Lotus 92/5	1:31.447	6	6	8.789	1.019	90.57
13	25	Fittip	Ron MAYDON	GB	Amon F101	1:32.029	11	12	9.371	0.582	90.00
14	88	Stew	Abba KOGAN	BR	Matra MS80	1:35.717	11	12	13.059	3.688	86.53

Car No. 18 - requires a working transponder - Q.12.2.1

Weather / Track : Sunny / Dry

These results are provisional until the conclusion of any judicial and technical matters.

Brands Hatch GP

Circuit Length = 2.3009 miles

Start: 10:42 End: 11:14

Clerk of Course :		Timekeeper :
-------------------	--	--------------

GP Masters

QUALIFYING - RACE 1 - LAP ANALYSIS

1	Bill COOMBS (GB)		Head Tyrrell 009				
1 -	1:37.738	+ 14.060	10:43:40.858	8 -	1:25.323	+ 1.645	11:02:51.426
2 -	1:28.210	+ 4.532	10:45:09.068	9 -	1:24.481	+ 0.803	11:04:15.907
3 -	1:27.464	+ 3.786	10:46:36.532	10 -	1:28.741	+ 5.063	11:05:44.648
4 -	1:31.878	+ 8.200	10:48:08.410	11 -	1:25.839	+ 2.161	11:07:10.487
5 -	10:16.083 P	+ 8:52.405	10:58:24.493	12 -	1:24.787	+ 1.109	11:08:35.274
6 -	1:35.389	+ 11.711	10:59:59.882	13 -	1:23.678		11:09:58.952
7 -	1:26.221	+ 2.543	11:01:26.103	14 -	1:25.417	+ 1.739	11:11:24.369
3	Ian SIMMONDS (GB)		Head Tyrrell 012				
1 -	1:55.500	+ 25.343	10:44:07.665	6 -	1:42.331	+ 12.174	10:58:02.781
2 -	1:37.491	+ 7.334	10:45:45.156	7 -	1:31.257	+ 1.100	10:59:34.038
3 -	6:53.670 P	+ 5:23.513	10:52:38.826	8 -	1:30.521	+ 0.364	11:01:04.559
4 -	1:48.876	+ 18.719	10:54:27.702	9 -	1:23.157		11:02:58.716
5 -	1:52.748	+ 22.591	10:56:20.450	10 -	1:30.486	+ 0.329	11:04:05.202
13	Rob AUSTIN (GB)		Head Arrows A4				
1 -	1:49.670	+ 27.012	10:44:00.821	7 -	1:36.075	+ 13.417	10:57:05.167
2 -	1:30.310	+ 7.652	10:45:31.131	8 -	1:23.834	+ 1.176	10:58:29.001
3 -	1:26.973	+ 4.315	10:46:58.104	9 -	1:22.658		10:59:51.659
4 -	1:26.450	+ 3.792	10:48:24.554	10 -	1:24.752	+ 2.094	11:01:16.411
5 -	2:19.635	+ 56.977	10:50:44.189	11 -	1:26.300	+ 3.642	11:02:42.711
6 -	4:44.903 P	+ 3:22.245	10:55:29.092	12 -	1:23.002	+ 0.344	11:04:05.713
15	Roger WILLS (NZ)		Head Lotus 92/5				
1 -	1:43.142	+ 11.695	10:46:32.757	4 -	6:53.240 P	+ 5:21.793	10:56:35.337
2 -	1:36.538	+ 5.091	10:48:09.295	5 -	1:38.577	+ 7.130	10:58:13.914
3 -	1:32.802	+ 1.355	10:49:42.097	6 -	1:31.447		10:59:45.361
16	Richard BARBER (GB)		Lauda Fittipaldi F5a				
1 -	1:46.690	+ 19.964	10:43:54.682	8 -	1:29.484	+ 2.758	11:00:59.355
2 -	1:33.708	+ 6.982	10:45:28.390	9 -	1:28.477	+ 1.751	11:02:27.832
3 -	7:00.034 P	+ 5:33.308	10:52:28.424	10 -	1:28.319	+ 1.593	11:03:56.151
4 -	1:55.104	+ 28.378	10:54:23.528	11 -	1:27.462	+ 0.736	11:05:23.613
5 -	1:56.522	+ 29.796	10:56:20.050	12 -	3:53.198 P	+ 2:26.472	11:09:16.811
6 -	1:39.878	+ 13.152	10:57:59.928	13 -	1:35.231	+ 8.505	11:10:52.042
7 -	1:29.943	+ 3.217	10:59:29.871	14 -	1:26.726		11:12:18.768
18	Chris PERKINS (GB)		ittipalc Surtees TS14				
1 -	1:37.842	+ 7.414	10:46:20.950	7 -	1:30.428		11:01:12.010
2 -	1:36.279	+ 5.851	10:47:57.229	8 -	1:31.281	+ 0.853	11:02:43.291
3 -	6:39.620 P	+ 5:09.192	10:54:36.849	9 -	1:30.911	+ 0.483	11:04:14.202
4 -	1:50.282	+ 19.854	10:56:27.131	10 -	6:57.468 P	+ 5:27.040	11:11:11.670
5 -	1:43.540	+ 13.112	10:58:10.671	11 -	1:41.946	+ 11.518	11:12:53.616
6 -	1:30.911	+ 0.483	10:59:41.582				
21	Roger WILLS (NZ)		Lauda Williams FW05				
1 -	1:35.847	+ 9.642	11:04:52.386	4 -	1:28.127	+ 1.922	11:09:16.149
2 -	1:27.572	+ 1.367	11:06:19.958	5 -	1:26.317	+ 0.112	11:10:42.466
3 -	1:28.064	+ 1.859	11:07:48.022	6 -	1:26.205		11:12:08.671
24	Michael LYONS (GB)		Lauda Hesketh 308E				
1 -	2:38.020	+ 1:11.567	10:48:30.079	6 -	1:27.620	+ 1.167	10:59:59.365
2 -	3:44.537 P	+ 2:18.084	10:52:14.616	7 -	1:28.626	+ 2.173	11:01:27.991
3 -	3:05.616	+ 1:39.163	10:55:20.232	8 -	1:34.453	+ 8.000	11:03:02.444
4 -	1:41.838	+ 15.385	10:57:02.070	9 -	1:26.453		11:04:28.897
5 -	1:29.675	+ 3.222	10:58:31.745	10 -	4:52.048 P	+ 3:25.595	11:09:20.945
25	Ron MAYDON (GB)		ittipalc Amon F101				
1 -	2:03.412	+ 31.383	10:46:23.651	7 -	1:33.620	+ 1.591	10:59:50.830
2 -	1:48.517	+ 16.488	10:48:12.168	8 -	1:37.544	+ 5.515	11:01:28.374

Car No. 18 - requires a working transponder - Q.12.2.1

Weather / Track : Sunny / Dry

Brands Hatch GP
Circuit Length = 2.3009 miles
Start: 10:42 End: 11:14

GP Masters

QUALIFYING - RACE 1 - LAP ANALYSIS

3 -	4:45.260 P	+ 3:13.231	10:52:57.428	9 -	1:36.332	+ 4.303	11:03:04.706	
4 -	1:58.054	+ 26.025	10:54:55.482	10 -	1:36.207	+ 4.178	11:04:40.913	
5 -	1:43.341	+ 11.312	10:56:38.823	11 -	1:32.029		11:06:12.942	
6 -	1:38.387	+ 6.358	10:58:17.210	12 -	1:32.408	+ 0.379	11:07:45.350	
26	Frank LYONS (IE)		Lauda McLaren M26					
1 -	2:00.332	+ 30.605	10:48:15.759	7 -	4:19.280 P	+ 2:49.553	11:05:30.053	
2 -	5:52.504 P	+ 4:22.777	10:54:08.263	8 -	1:41.313	+ 11.586	11:07:11.366	
3 -	2:10.346	+ 40.619	10:56:18.609	9 -	1:32.099	+ 2.372	11:08:43.465	
4 -	1:40.685	+ 10.958	10:57:59.294	10 -	1:29.727		11:10:13.192	
5 -	1:36.905	+ 7.178	10:59:36.199	11 -	1:30.793	+ 1.066	11:11:43.985	
6 -	1:34.574	+ 4.847	11:01:10.773	12 -	1:31.290	+ 1.563	11:13:15.275	
29	Philip HALL (GB)		Head Arrows A3-3					
1 -	1:49.862	+ 20.806	10:43:55.851	9 -	1:32.536	+ 3.480	11:02:52.814	
2 -	1:38.392	+ 9.336	10:45:34.243	10 -	1:30.397	+ 1.341	11:04:23.211	
3 -	1:34.731	+ 5.675	10:47:08.974	11 -	1:32.282	+ 3.226	11:05:55.493	
4 -	1:37.803	+ 8.747	10:48:46.777	12 -	2:18.935 P	+ 49.879	11:08:14.428	
5 -	7:47.382 P	+ 6:18.326	10:56:34.159	13 -	1:40.714	+ 11.658	11:09:55.142	
6 -	1:42.026	+ 12.970	10:58:16.185	14 -	1:29.056		11:11:24.198	
7 -	1:32.267	+ 3.211	10:59:48.452	15 -	1:29.809	+ 0.753	11:12:54.007	
8 -	1:31.826	+ 2.770	11:01:20.278					
35	Steve ALLEN (GB)		Head Arrows A1					
1 -	1:40.645	+ 14.175	10:43:44.837	8 -	1:26.901	+ 0.431	11:00:03.635	
2 -	1:31.160	+ 4.690	10:45:15.997	9 -	1:27.852	+ 1.382	11:01:31.487	
3 -	1:29.203	+ 2.733	10:46:45.200	10 -	1:28.464	+ 1.994	11:02:59.951	
4 -	1:30.065	+ 3.595	10:48:15.265	11 -	1:27.479	+ 1.009	11:04:27.430	
5 -	7:15.460 P	+ 5:48.990	10:55:30.725	12 -	1:27.100	+ 0.630	11:05:54.530	
6 -	1:37.609	+ 11.139	10:57:08.334	13 -	1:27.067	+ 0.597	11:07:21.597	
7 -	1:28.400	+ 1.930	10:58:36.734	14 -	1:26.470		11:08:48.067	
77	Mark HIGSON (GB)		Lauda March 761					
1 -	1:56.016	+ 27.443	10:45:21.725	9 -	1:29.506	+ 0.933	11:03:14.045	
2 -	1:35.883	+ 7.310	10:46:57.608	10 -	1:30.067	+ 1.494	11:04:44.112	
3 -	3:58.394 P	+ 2:29.821	10:50:56.002	11 -	1:32.619	+ 4.046	11:06:16.731	
4 -	4:17.890	+ 2:49.317	10:55:13.892	12 -	1:30.719	+ 2.146	11:07:47.450	
5 -	1:49.494	+ 20.921	10:57:03.386	13 -	1:30.819	+ 2.246	11:09:18.269	
6 -	1:37.182	+ 8.609	10:58:40.568	14 -	1:29.003	+ 0.430	11:10:47.272	
7 -	1:32.790	+ 4.217	11:00:13.358	15 -	1:28.573		11:12:15.845	
8 -	1:31.181	+ 2.608	11:01:44.539					
88	Abba KOGAN (BR)		Stewart Matra MS80					
1 -	2:02.682	+ 26.965	10:44:37.599	7 -	1:38.593	+ 2.876	11:01:27.434	
2 -	1:43.157	+ 7.440	10:46:20.756	8 -	1:36.599	+ 0.882	11:03:04.033	
3 -	7:25.988 P	+ 5:50.271	10:53:46.744	9 -	1:36.689	+ 0.972	11:04:40.722	
4 -	2:29.951	+ 54.234	10:56:16.695	10 -	1:35.780	+ 0.063	11:06:16.502	
5 -	1:48.164	+ 12.447	10:58:04.859	11 -	1:35.717		11:07:52.219	
6 -	1:43.982	+ 8.265	10:59:48.841	12 -	1:38.932	+ 3.215	11:09:31.151	


Car No. 18 - requires a working transponder - Q.12.2.1

Weather / Track : Sunny / Dry

Brands Hatch GP
Circuit Length = 2.3009 miles
Start: 10:42 End: 11:14

GP Masters

RACE 1 - GRID

ROW 7	1:35.717 88 Abba KOGAN	9 Judy LYONS
ROW 6	1:31.447 15 Roger WILLS	1:32.029 25 Ron MAYDON
ROW 5	1:30.157 3 Ian SIMMONDS	1:30.428 18 Chris PERKINS
ROW 4	1:29.056 29 Philip HALL	1:29.727 26 Frank LYONS
ROW 3	1:26.726 16 Richard BARBER	1:28.573 77 Mark HIGSON
ROW 2	1:26.453 24 Michael LYONS	1:26.470 35 Steve ALLEN
ROW 1	1:22.658 13 Rob AUSTIN	1:23.678 1 Bill COOMBS
Pole		
		

Brands Hatch GP
Circuit Length = 2.3009 miles

These results are provisional until the conclusion of any judicial and technical matters.

Clerk of Course :		Timekeeper :
-------------------	--	--------------

GP Masters

RACE 1 - CLASSIFICATION

POS	NO	CL	NAME	NAT	ENTRY	LAPS	TIME	GAP	DIFF	MPH	BEST	ON
1	24	Laud	Michael LYONS	GB	Hesketh 308E	19	26:06.141			100.48	1:21.491	12
2	13	Head	Rob AUSTIN	GB	Arrows A4	19	26:06.679	0.538	0.538	100.45	1:21.327	18
3	1	Head	Bill COOMBS	GB	Tyrrell 009	19	27:27.164	1:21.023	1:20.485	95.54	1:24.481	2
4	3	Head	Ian SIMMONDS	GB	Tyrrell 012	18	26:28.940	1 lap	1 lap	93.83	1:26.487	13
5	77	Laud	Mark HIGSON	GB	March 761	18	26:48.665	1 lap	19.725	92.68	1:27.346	7
NOT CLASSIFIED												
DNF	15	Head	Roger WILLS	NZ	Lotus 92/5	16	23:51.090	3 laps	2 laps	92.60	1:27.291	11
DNF	16	Laud	Richard BARBER	GB	Fittipaldi F5a	14	20:41.473	5 laps	2 laps	93.40	1:26.447	13
DNF	18	Fittip	Chris PERKINS	GB	Surtees TS14	12	18:29.550	7 laps	2 laps	89.58	1:28.677	6
DNF	35	Head	Steve ALLEN	GB	Arrows A1	10	14:32.542	9 laps	2 laps	94.93	1:26.061	7
DNF	25	Fittip	Ron MAYDON	GB	Amon F101	10	15:39.708	9 laps	1:07.166	88.14	1:31.223	6
DNF	26	Laud	Frank LYONS	IE	McLaren M26	1	6:15.135	18 laps	9 laps	22.08		
FASTEST LAP												
13	Head	Rob AUSTIN	GB	Arrows A4	18	1:21.327		101.84 mph		163.91 kph		
24	Laud	Michael LYONS	GB	Hesketh 308E	12	1:21.491		101.64 mph		163.58 kph		
18	Fittip	Chris PERKINS	GB	Surtees TS14	6	1:28.677		93.40 mph		150.32 kph		

Weather / Track : Bright / Dry

These results are provisional until the conclusion of any judicial and technical matters.

Brands Hatch GP

Circuit Length = 2.3009 miles

Start: 15:44 End: 16:11

Clerk of Course :	Timekeeper :
-------------------	--------------

GP Masters

RACE 1 - LAP CHART

Lap 1			Lap 2			Lap 3			Lap 4			Lap 5		
No	Behind	Laptime	No	Behind	Laptime	No	Behind	Laptime	No	Behind	Laptime	No	Behind	Laptime
13		1:28.791	24		1:22.941	24		1:22.458	24		1:21.934	24		1:22.062
24	0.344	1:29.135	13	0.687	1:23.972	13	0.748	1:22.519	13	0.878	1:22.064	13	0.682	1:21.866
1	1.160	1:29.951	1	2.356	1:24.481	1	5.209	1:25.311	1	8.627	1:25.352	1	12.284	1:25.719
35	4.349	1:33.140	35	7.658	1:26.594	35	11.705	1:26.505	35	16.977	1:27.206	35	21.873	1:26.958
16	6.480	1:35.271	16	11.887	1:28.692	16	17.804	1:28.375	16	25.496	1:29.626	16	30.997	1:27.563
77	8.270	1:37.061	77	13.036	1:28.051	77	18.678	1:28.100	77	26.072	1:29.328	77	31.956	1:27.946
3	8.389	1:37.180	3	14.411	1:29.307	3	19.581	1:27.628	3	26.322	1:28.675	3	32.191	1:27.931
15	9.956	1:38.747	15	16.948	1:30.277	15	22.959	1:28.469	15	29.176	1:28.151	15	35.346	1:28.232
18	10.534	1:39.325	18	17.409	1:30.160	18	23.917	1:28.966	18	31.114	1:29.131	18	38.584	1:29.532
25	16.124	1:44.915	25	27.745	1:34.906	25	39.799	1:34.512	26	3 LAPS	6:15.135	25	1:01.544	1:32.622
									25	50.984	1:33.119			

Weather / Track : Bright / Dry

Brands Hatch GP
Circuit Length = 2.3009 miles
Start: 15:44 End: 16:11

GP Masters

RACE 1 - LAP CHART

Lap 6			Lap 7			Lap 8			Lap 9			Lap 10		
No	Behind	Laptime	No	Behind	Laptime	No	Behind	Laptime	No	Behind	Laptime	No	Behind	Laptime
24		1:21.873	24		1:22.212	24		1:21.899	24		1:22.067	24		1:21.757
13	0.533	1:21.724	13	0.225	1:21.904	13	0.362	1:22.036	13	0.265	1:21.970	13	0.215	1:21.707
1	16.242	1:25.831	1	21.348	1:27.318	25	1 LAP	1:33.727	25	1 LAP	1:31.252	18	1 LAP	1:37.182
35	26.460	1:26.460	35	30.309	1:26.061	1	26.424	1:26.975	1	30.699	1:26.342	25	1 LAP	1:31.485
16	37.050	1:27.926	16	42.500	1:27.662	35	34.577	1:26.167	35	39.016	1:26.506	1	35.563	1:26.621
77	37.902	1:27.819	77	43.036	1:27.346	16	49.691	1:29.090	16	55.362	1:27.738	35	44.204	1:26.945
3	38.163	1:27.845	3	43.347	1:27.396	3	49.843	1:28.395	3	55.540	1:27.764	16	1:01.005	1:27.400
15	41.434	1:27.961	15	47.537	1:28.315	77	50.380	1:29.243	77	57.171	1:28.858	3	1:01.284	1:27.501
18	45.388	1:28.677	18	52.646	1:29.470	15	54.140	1:28.502	15	1:01.097	1:29.024	77	1:05.884	1:30.470
25	1:10.894	1:31.223				18	1:07.774	1:37.027				15	1:08.360	1:29.020

Weather / Track : Bright / Dry

Brands Hatch GP
Circuit Length = 2.3009 miles
Start: 15:44 End: 16:11

GP Masters

RACE 1 - LAP CHART

Lap 11			Lap 12			Lap 13			Lap 14			Lap 15		
No	Behind	Laptime	No	Behind	Laptime	No	Behind	Laptime	No	Behind	Laptime	No	Behind	Laptime
24		1:21.892	24		1:21.491	24		1:21.996	24		1:22.135	24		1:22.222
13	0.231	1:21.908	13	0.243	1:21.503	13	0.327	1:22.080	13	0.430	1:22.238	13	0.887	1:22.679
18	1 LAP	1:32.460	18	1 LAP	1:33.273	18	1 LAP	1:34.347	77	1 LAP	1:29.195	16	1 LAP	1:29.525
25	1 LAP	1:31.947	1	45.696	1:26.619	1	50.206	1:26.506	15	1 LAP	1:29.206	77	1 LAP	1:28.604
1	40.568	1:26.897	3	1:12.376	1:27.266	3	1:16.867	1:26.487	1	54.610	1:26.539	15	1 LAP	1:27.436
3	1:06.601	1:27.209	16	1:13.780	1:26.538	16	1:18.231	1:26.447	3	1:21.319	1:26.587	1	59.128	1:26.740
16	1:08.733	1:29.620	77	1:19.987	1:28.532									
77	1:12.946	1:28.954	15	1:21.579	1:29.311									
15	1:13.759	1:27.291												

Weather / Track : Bright / Dry

Brands Hatch GP
Circuit Length = 2.3009 miles
Start: 15:44 End: 16:11

GP Masters

RACE 1 - LAP CHART


Lap 16			Lap 17			Lap 18			Lap 19		
No	Behind	Laptime	No	Behind	Laptime	No	Behind	Laptime	No	Behind	Laptime
24		1:22.174	24		1:21.877	24		1:21.820	24		1:22.196
13	2.161	1:23.448	13	1.829	1:21.545	13	1.336	1:21.327	13	0.538	1:21.398
3	1 LAP	1:28.705	3	1 LAP	1:27.130	3	1 LAP	1:28.072	3	1 LAP	1:27.862
15	1 LAP	1:28.498	77	1 LAP	1:28.732	77	1 LAP	1:30.167	77	1 LAP	1:30.702
77	1 LAP	1:29.557	15	1 LAP	1:32.650	1	1:15.206	1:26.550	1	1:21.023	1:28.013
1	1:04.371	1:27.417	1	1:10.476	1:27.982						

Weather / Track : Bright / Dry

Brands Hatch GP
Circuit Length = 2.3009 miles
Start: 15:44 End: 16:11

GP Masters

RACE 7 - GRID - AMENDED

ROW 5	9	Judy LYONS	
ROW 4	26	Frank LYONS	21 Roger WILLS
ROW 3	35	Steve ALLEN	25 Ron MAYDON
ROW 2	1	Bill COOMBS	77 Mark HIGSON
ROW 1	24	Michael LYONS	13 Rob AUSTIN
Pole			
			

Brands Hatch GP
Circuit Length = 2.3009 miles

These results are provisional until the conclusion of any judicial and technical matters.

Clerk of Course :		Timekeeper :
-------------------	--	--------------

GP Masters

RACE 7 - CLASSIFICATION

POS	NO	CL	NAME	NAT	ENTRY	LAPS	TIME	GAP	DIFF	MPH	BEST	ON
1	24	Laud	Michael LYONS	GB	Hesketh 308E	19	26:05.779			100.51	1:21.556	5
2	13	Head	Rob AUSTIN	GB	Arrows A4	19	26:09.727	3.948	3.948	100.25	1:21.701	11
3	21	Laud	Roger WILLS	NZ	Williams FW05	19	27:33.304	1:27.525	1:23.577	95.19	1:26.025	13
4	35	Head	Steve ALLEN	GB	Arrows A1	19	27:53.041	1:47.262	19.737	94.06	1:25.681	13
5	77	Laud	Mark HIGSON	GB	March 761	18	26:43.387	1 lap	1 lap	92.98	1:27.561	15
6	26	Laud	Frank LYONS	IE	McLaren M26	17	26:29.024	2 laps	1 lap	88.61	1:29.587	4
7	9	Stew	Judy LYONS	GB	Surtees TS9	12	27:32.229	7 laps	5 laps	60.15	2:13.330	12

NOT CLASSIFIED

<i>DNF</i>	1	Head	Bill COOMBS	GB	Tyrrell 009	8	11:34.555	11 laps	4 laps	95.40	1:25.052	2
<i>DNF</i>	25	Fittip	Ron MAYDON	GB	Amon F101	4	6:07.371	15 laps	4 laps	90.18	1:29.527	3

FASTEST LAP

	24	Laud	Michael LYONS	GB	Hesketh 308E	5	1:21.556		101.56 mph		163.45 kph	
	13	Head	Rob AUSTIN	GB	Arrows A4	11	1:21.701		101.38 mph		163.16 kph	
	25	Fittip	Ron MAYDON	GB	Amon F101	3	1:29.527		92.52 mph		148.89 kph	
	9	Stew	Judy LYONS	GB	Surtees TS9	12	2:13.330		62.12 mph		99.98 kph	

Weather / Track : Sunny / Dry

These results are provisional until the conclusion of any judicial and technical matters.

Brands Hatch GP

Circuit Length = 2.3009 miles

Start: 14:58 End: 15:26

Clerk of Course :

Timekeeper :

GP Masters

RACE 7 - LAP CHART

Lap 1			Lap 2			Lap 3			Lap 4			Lap 5		
No	Behind	Laptime	No	Behind	Laptime	No	Behind	Laptime	No	Behind	Laptime	No	Behind	Laptime
24		1:26.453	24		1:22.903	24		1:22.998	24		1:21.964	24		1:21.556
13	0.192	1:26.645	13	0.474	1:23.185	13	0.275	1:22.799	13	1.709	1:23.398	13	2.210	1:22.057
1	2.391	1:28.844	1	4.540	1:25.052	1	7.479	1:25.937	1	11.298	1:25.783	1	15.215	1:25.473
35	5.049	1:31.502	35	9.071	1:26.925	35	13.639	1:27.566	21	18.483	1:26.540	21	23.150	1:26.223
21	6.563	1:33.016	21	10.038	1:26.378	21	13.907	1:26.867	35	19.219	1:27.544	35	24.442	1:26.779
77	10.164	1:36.617	77	16.963	1:29.702	9	1 LAP	2:13.778	77	30.865	1:29.177	77	37.736	1:28.427
25	10.834	1:37.287	25	18.415	1:30.484	77	23.652	1:29.687	25	33.053	1:30.073	26	43.468	1:31.457
26	11.455	1:37.908	26	18.772	1:30.220	25	24.944	1:29.527	26	33.567	1:29.587			
9	50.298	2:16.751				26	25.944	1:30.170	9	1 LAP	2:15.609			

Weather / Track : Sunny / Dry

Brands Hatch GP
Circuit Length = 2.3009 miles
Start: 14:58 End: 15:26

GP Masters

RACE 7 - LAP CHART

Lap 6			Lap 7			Lap 8			Lap 9			Lap 10		
No	Behind	Laptime	No	Behind	Laptime	No	Behind	Laptime	No	Behind	Laptime	No	Behind	Laptime
24		1:21.887	24		1:22.114	24		1:21.993	24		1:22.054	24		1:22.403
13	2.478	1:22.155	13	2.655	1:22.291	13	3.098	1:22.436	13	2.798	1:21.754	13	3.189	1:22.794
1	19.523	1:26.195	1	23.194	1:25.785	9	3 LAPS	2:18.284	21	42.320	1:26.780	9	4 LAPS	2:21.406
21	28.420	1:27.157	21	33.456	1:27.150	1	32.687	1:31.486	35	42.689	1:26.746	26	1 LAP	1:38.121
35	30.081	1:27.526	35	34.002	1:26.035	21	37.594	1:26.131	77	1:05.203	1:29.628	21	46.603	1:26.686
77	44.407	1:28.558	77	50.917	1:28.624	35	37.997	1:25.988				35	46.948	1:26.662
9	2 LAPS	2:24.624	26	1:02.879	1:31.731	77	57.629	1:28.705				77	1:10.944	1:28.144
26	53.262	1:31.681				26	1:15.172	1:34.286						

Weather / Track : Sunny / Dry

Brands Hatch GP
Circuit Length = 2.3009 miles
Start: 14:58 End: 15:26

GP Masters

RACE 7 - LAP CHART

Lap 11			Lap 12			Lap 13			Lap 14			Lap 15		
No	Behind	Laptime	No	Behind	Laptime	No	Behind	Laptime	No	Behind	Laptime	No	Behind	Laptime
24		1:22.158	24		1:21.839	24		1:21.973	24		1:21.914	24		1:22.256
13	2.732	1:21.701	13	2.815	1:21.922	77	1 LAP	1:28.098	13	3.739	1:22.580	13	3.555	1:22.072
26	1 LAP	1:34.520	26	1 LAP	1:33.370	13	3.073	1:22.231	77	1 LAP	1:29.265	9	6 LAPS	2:19.220
21	50.768	1:26.323	21	54.981	1:26.052	9	5 LAPS	2:16.680	26	1 LAP	1:33.704	77	1 LAP	1:28.050
35	51.148	1:26.358	35	55.819	1:26.510	26	1 LAP	1:32.851	21	1:03.423	1:26.304	26	1 LAP	1:32.147
9	4 LAPS	2:17.328				21	59.033	1:26.025	35	1:03.758	1:26.145	21	1:07.587	1:26.420
77	1:16.794	1:28.008				35	59.527	1:25.681				35	1:08.077	1:26.575

Weather / Track : Sunny / Dry

Brands Hatch GP
Circuit Length = 2.3009 miles
Start: 14:58 End: 15:26

GP Masters

RACE 7 - LAP CHART


Lap 16			Lap 17			Lap 18			Lap 19		
No	Behind	Laptime	No	Behind	Laptime	No	Behind	Laptime	No	Behind	Laptime
24		1:21.683	24		1:22.017	24		1:22.982	24		1:22.632
13	3.999	1:22.127	13	4.032	1:22.050	13	4.210	1:23.160	13	3.948	1:22.370
77	1 LAP	1:27.561	77	1 LAP	1:27.737	26	2 LAPS	1:37.810	26	2 LAPS	1:36.526
9	6 LAPS	2:16.789	21	1:16.228	1:26.232	77	1 LAP	1:28.922	77	1 LAP	1:28.477
21	1:12.013	1:26.109	35	1:16.993	1:26.573	9	7 LAPS	2:18.430	9	7 LAPS	2:13.330
35	1:12.437	1:26.043				21	1:21.390	1:28.144	21	1:27.525	1:28.767
26	1 LAP	1:32.935				35	1:21.466	1:27.455	35	1:47.262	1:48.428

Weather / Track : Sunny / Dry

Brands Hatch GP
Circuit Length = 2.3009 miles
Start: 14:58 End: 15:26

GP Masters

RACE 7 - GRID - AMENDED

ROW 5	9 Judy LYONS	
ROW 4	26 Frank LYONS	21 Roger WILLS
ROW 3	35 Steve ALLEN	25 Ron MAYDON
ROW 2	1 Bill COOMBS	77 Mark HIGSON
ROW 1	24 Michael LYONS	13 Rob AUSTIN
Pole		
		

Brands Hatch GP
Circuit Length = 2.3009 miles

These results are provisional until the conclusion of any judicial and technical matters.

Clerk of Course :		Timekeeper :
-------------------	--	--------------

World Sportscar Masters

QUALIFYING - RACE 2 - CLASSIFICATION

POS	NO	CL	NAME	NAT	ENTRY	TIME	ON	LAPS	GAP	DIFF	MPH
1	6	Rodri	VOYAZIDES / HADFIELD	GR/GB	Lola T70 Mk3b	1:34.955	15	18			87.23
2	21	Rodri	TANDY / STRETTON	GB	Lola T70 Mk3b (c)	1:35.750	14	14	0.795	0.795	86.50
3	44	Mark	Philip HALL	GB	Lola 212	1:37.703	8	8	2.748	1.953	84.77
4	58	Rodri	Shaun LYNN	GB	Lola T70 Mk3b	1:37.745	6	8	2.790	0.042	84.74
5	2	Hulm	Roger WILLS	NZ	McLaren M1B	1:37.954	6	6	2.999	0.209	84.56
6	31	Rodri	LYONS F / LYONS M	IRL/GB	Lola T70	1:37.984	5	14	3.029	0.030	84.53
7	75	Siffert	ANGLE M / ANGLE H	GB	Chevron B16	1:38.715	16	16	3.760	0.731	83.90
8	25	Siffert	Roberto FARNETI	IT	Chevron B16 (C)	1:38.945	12	12	3.990	0.230	83.71
9	34	Mark	Andrew MIDDLETON	GB	Taydec MK3	1:39.077	9	14	4.122	0.132	83.60
10	77	Rodri	Justin MAEERS	GB	Lola T70 Mk3b (c)	1:39.317	15	18	4.362	0.240	83.40
11	51	Mark	Tim COUSINS	GB	Chevron B23	1:39.733	7	16	4.778	0.416	83.05
12	72	Siffert	Jamie BOOT	GB	Chevron B16 (C)	1:40.402	13	16	5.447	0.669	82.49
13	49	Bonni	SCHRYVER M / SCHRYVER	GB	Chevron B6	1:40.671	8	8	5.716	0.269	82.27
14	50	Bonni	Georg KJALLGREN	SE	Daren Mk2	1:41.332	6	6	6.377	0.661	81.74
15	66	Bonni	COTTINGHAM Ja / COTTING	GB	Chevron B8	1:41.652	15	15	6.697	0.320	81.48
16	45	Bonni	Alec HAMMOND	GB	Chevron B8	1:42.305	11	14	7.350	0.653	80.96
17	37	Siffert	CASEY / CATON	GB	Chevron B16	1:43.725	16	16	8.770	1.420	79.85
18	33	Pesc	Mark BATES	GB	Porsche 911 RSR	1:44.506	14	14	9.551	0.781	79.26
19	53	Mark	AUDI / MAHMOUD	FR/GE	Lola T212	1:45.311	7	9	10.356	0.805	78.65
20	74	Pesc	Paul HOWELLS	GB	Porsche 911 RSR	1:46.539	12	15	11.584	1.228	77.74
21	61	Bonni	Piers WARD	GB	Chevron B8	1:47.566	16	16	12.611	1.027	77.00
22	68	Pesc	Jeremy COOKE	GB	Porsche 911 RSR	1:49.375	7	12	14.420	1.809	75.73
23	12	Pesc	HALLFORD / CRUDGINGTON	CA/GB	Chevrolet Corvette	1:51.732	3	3	16.777	2.357	74.13

Car No.44 - requires a working transponder - Q.12.2.1

Brands Hatch GP
Circuit Length = 2.3009 miles
Start: 11:25 End: 11:56

Weather / Track : Sunny / Dry
These results are provisional until the conclusion of any judicial and technical matters.

Clerk of Course :		Timekeeper :
-------------------	--	--------------

World Sportscar Masters

QUALIFYING - RACE 2 - LAP ANALYSIS

2	Roger WILLS (NZ)		Hulme McLaren M1B				
1 -	1:52.610	+ 14.656	11:27:36.234	4 -	1:43.689	+ 5.735	11:37:14.455
2 -	1:42.037	+ 4.083	11:29:18.271	5 -	1:38.113	+ 0.159	11:38:52.568
3 -	6:12.495 P	+ 4:34.541	11:35:30.766	6 -	1:37.954		11:40:30.522
6	VOYAZIDES / HADFIELD (GR/GB)		odrigr Lola T70 Mk3b				
1 -	1:59.886	+ 24.931	11:27:47.533	10 -	1:36.549	+ 1.594	11:42:58.541
2 -	1:42.193	+ 7.238	11:29:29.726	11 -	1:44.338	+ 9.383	11:44:42.879
3 -	1:40.938	+ 5.983	11:31:10.664	12 -	1:36.902	+ 1.947	11:46:19.781
4 -	1:36.914	+ 1.959	11:32:47.578	13 -	1:35.791	+ 0.836	11:47:55.572
5 -	1:37.526	+ 2.571	11:34:25.104	14 -	1:36.062	+ 1.107	11:49:31.634
6 -	1:39.997	+ 5.042	11:36:05.101	15 -	1:34.955		11:51:06.589
7 -	1:36.202	+ 1.247	11:37:41.303	16 -	1:35.031	+ 0.076	11:52:41.620
8 -	2:03.370	+ 28.415	11:39:44.673	17 -	1:35.755	+ 0.800	11:54:17.375
9 -	1:37.319	+ 2.364	11:41:21.992	18 -	1:36.734	+ 1.779	11:55:54.109
12	HALLFORD / CRUDGINGTON (CA/GB)		ascarc Chevrolet Corvette				
1 -	2:11.088	+ 19.356	11:27:43.728	3 -	1:51.732		11:31:29.001
2 -	1:53.541	+ 1.809	11:29:37.269				
21	TANDY / STRETTON (GB)		odrigr Lola T70 Mk3b (c)				
1 -	2:05.498	+ 29.748	11:27:27.492	8 -	5:57.233 P	+ 4:21.483	11:43:19.828
2 -	1:45.807	+ 10.057	11:29:13.299	9 -	1:47.263	+ 11.513	11:45:07.091
3 -	1:38.118	+ 2.368	11:30:51.417	10 -	1:37.654	+ 1.904	11:46:44.745
4 -	1:38.089	+ 2.339	11:32:29.506	11 -	1:37.056	+ 1.306	11:48:21.801
5 -	1:37.958	+ 2.208	11:34:07.464	12 -	1:36.081	+ 0.331	11:49:57.882
6 -	1:38.532	+ 2.782	11:35:45.996	13 -	1:38.140	+ 2.390	11:51:36.022
7 -	1:36.599	+ 0.849	11:37:22.595	14 -	1:35.750		11:53:11.772
25	Roberto FARNETI (IT)		Siffert Chevron B16 (C)				
1 -	2:06.516	+ 27.571	11:27:21.758	7 -	1:40.365	+ 1.420	11:40:02.397
2 -	1:47.296	+ 8.351	11:29:09.054	8 -	1:41.260	+ 2.315	11:41:43.657
3 -	1:41.268	+ 2.323	11:30:50.322	9 -	3:51.369 P	+ 2:12.424	11:45:35.026
4 -	3:55.083 P	+ 2:16.138	11:34:45.405	10 -	1:52.167	+ 13.222	11:47:27.193
5 -	1:56.640	+ 17.695	11:36:42.045	11 -	1:39.385	+ 0.440	11:49:06.578
6 -	1:39.987	+ 1.042	11:38:22.032	12 -	1:38.945		11:50:45.523
31	LYONS F / LYONS M (IRL/GB)		odrigr Lola T70				
1 -	4:21.810	+ 2:43.826	11:30:01.459	8 -	1:55.945	+ 17.961	11:44:45.454
2 -	1:54.873	+ 16.889	11:31:56.332	9 -	1:44.113	+ 6.129	11:46:29.567
3 -	1:44.049	+ 6.065	11:33:40.381	10 -	1:42.781	+ 4.797	11:48:12.348
4 -	1:40.181	+ 2.197	11:35:20.562	11 -	1:42.859	+ 4.875	11:49:55.207
5 -	1:37.984		11:36:58.546	12 -	1:43.480	+ 5.496	11:51:38.687
6 -	1:38.057	+ 0.073	11:38:36.603	13 -	1:42.281	+ 4.297	11:53:20.968
7 -	4:12.906 P	+ 2:34.922	11:42:49.509	14 -	1:43.425	+ 5.441	11:55:04.393
33	Mark BATES (GB)		ascarc Porsche 911 RSR				
1 -	2:04.877	+ 20.371	11:27:08.728	8 -	1:50.367	+ 5.861	11:41:05.057
2 -	1:52.594	+ 8.088	11:29:01.322	9 -	1:46.417	+ 1.911	11:42:51.474
3 -	1:48.397	+ 3.891	11:30:49.719	10 -	1:45.457	+ 0.951	11:44:36.931
4 -	1:47.884	+ 3.378	11:32:37.603	11 -	3:22.965 P	+ 1:38.459	11:47:59.896
5 -	1:46.126	+ 1.620	11:34:23.729	12 -	1:51.066	+ 6.560	11:49:50.962
6 -	2:57.299 P	+ 1:12.793	11:37:21.028	13 -	1:44.999	+ 0.493	11:51:35.961
7 -	1:53.662	+ 9.156	11:39:14.690	14 -	1:44.506		11:53:20.467
34	Andrew MIDDLETON (GB)		Marko Taydec MK3				
1 -	2:04.820	+ 25.743	11:27:28.552	8 -	1:40.819	+ 1.742	11:41:39.044
2 -	1:48.434	+ 9.357	11:29:16.986	9 -	1:39.077		11:43:18.121
3 -	1:44.082	+ 5.005	11:31:01.068	10 -	5:08.776 P	+ 3:29.699	11:48:26.897
4 -	1:41.938	+ 2.861	11:32:43.006	11 -	2:01.767	+ 22.690	11:50:28.664
5 -	1:41.006	+ 1.929	11:34:24.012	12 -	1:43.356	+ 4.279	11:52:12.020
6 -	3:42.616 P	+ 2:03.539	11:38:06.628	13 -	1:40.142	+ 1.065	11:53:52.162

Car No.44 - requires a working transponder - Q.12.2.1

Weather / Track : Sunny / Dry

Brands Hatch GP
Circuit Length = 2.3009 miles
Start: 11:25 End: 11:56

World Sportscar Masters

QUALIFYING - RACE 2 - LAP ANALYSIS

7 -	1:51.597	+ 12.520	11:39:58.225	14 -	1:39.968	+ 0.891	11:55:32.130
37	CASEY / CATON (GB)		Siffert Chevron B16				
1 -	2:05.377	+ 21.652	11:27:31.031	9 -	1:47.371	+ 3.646	11:44:02.714
2 -	3:50.680 P	+ 2:06.955	11:31:21.711	10 -	1:46.486	+ 2.761	11:45:49.200
3 -	1:59.750	+ 16.025	11:33:21.461	11 -	1:45.757	+ 2.032	11:47:34.957
4 -	1:47.127	+ 3.402	11:35:08.588	12 -	1:46.037	+ 2.312	11:49:20.994
5 -	1:46.604	+ 2.879	11:36:55.192	13 -	1:45.811	+ 2.086	11:51:06.805
6 -	1:46.256	+ 2.531	11:38:41.448	14 -	1:46.881	+ 3.156	11:52:53.686
7 -	1:45.943	+ 2.218	11:40:27.391	15 -	1:44.233	+ 0.508	11:54:37.919
8 -	1:47.952	+ 4.227	11:42:15.343	16 -	1:43.725		11:56:21.644
44	Philip HALL (GB)		Marko Lola 212				
1 -	1:54.325	+ 16.622	11:29:20.943	5 -	1:41.732	+ 4.029	11:36:06.685
2 -	1:43.548	+ 5.845	11:31:04.491	6 -	3:27.986 P	+ 1:50.283	11:39:34.671
3 -	1:41.392	+ 3.689	11:32:45.883	7 -	1:42.933	+ 5.230	11:41:17.604
4 -	1:39.070	+ 1.367	11:34:24.953	8 -	1:37.703		11:42:55.307
45	Alec HAMMOND (GB)		Bonnie Chevron B8				
1 -	1:59.463	+ 17.158	11:27:08.019	8 -	1:43.908	+ 1.603	11:39:14.344
2 -	1:45.768	+ 3.463	11:28:53.787	9 -	7:17.619 P	+ 5:35.314	11:46:31.963
3 -	1:42.945	+ 0.640	11:30:36.732	10 -	1:49.883	+ 7.578	11:48:21.846
4 -	1:43.478	+ 1.173	11:32:20.210	11 -	1:42.305		11:50:04.151
5 -	1:42.380	+ 0.075	11:34:02.590	12 -	1:42.999	+ 0.694	11:51:47.150
6 -	1:44.720	+ 2.415	11:35:47.310	13 -	1:42.702	+ 0.397	11:53:29.852
7 -	1:43.126	+ 0.821	11:37:30.436	14 -	1:43.056	+ 0.751	11:55:12.908
49	SCHRYVER M / SCHRYVER W (GB)		Bonnie Chevron B6				
1 -	16:27.444	+ 14:46.773	11:41:34.880	5 -	1:44.660	+ 3.989	11:49:01.601
2 -	1:52.168	+ 11.497	11:43:27.048	6 -	1:40.944	+ 0.273	11:50:42.545
3 -	1:44.098	+ 3.427	11:45:11.146	7 -	1:40.789	+ 0.118	11:52:23.334
4 -	2:05.795 P	+ 25.124	11:47:16.941	8 -	1:40.671		11:54:04.005
50	Georg KJALLGREN (SE)		Bonnie Daren Mk2				
1 -	2:05.272	+ 23.940	11:27:47.465	4 -	1:48.308	+ 6.976	11:33:04.906
2 -	1:47.648	+ 6.316	11:29:35.113	5 -	1:42.470	+ 1.138	11:34:47.376
3 -	1:41.485	+ 0.153	11:31:16.598	6 -	1:41.332		11:36:28.708
51	Tim COUSINS (GB)		Marko Chevron B23				
1 -	2:03.359	+ 23.626	11:27:30.503	9 -	1:53.299	+ 13.566	11:43:49.547
2 -	1:47.192	+ 7.459	11:29:17.695	10 -	1:45.043	+ 5.310	11:45:34.590
3 -	1:43.971	+ 4.238	11:31:01.666	11 -	1:43.609	+ 3.876	11:47:18.199
4 -	1:42.486	+ 2.753	11:32:44.152	12 -	1:41.698	+ 1.965	11:48:59.897
5 -	1:40.326	+ 0.593	11:34:24.478	13 -	1:40.380	+ 0.647	11:50:40.277
6 -	1:42.684	+ 2.951	11:36:07.162	14 -	1:41.723	+ 1.990	11:52:22.000
7 -	1:39.733		11:37:46.895	15 -	1:39.856	+ 0.123	11:54:01.856
8 -	4:09.353 P	+ 2:29.620	11:41:56.248	16 -	1:41.622	+ 1.889	11:55:43.478
53	AUDI / MAHMOUD (FR/GB)		Marko Lola T212				
1 -	2:14.174	+ 28.863	11:27:49.447	6 -	1:46.045	+ 0.734	11:36:46.063
2 -	1:51.094	+ 5.783	11:29:40.541	7 -	1:45.311		11:38:31.374
3 -	1:47.414	+ 2.103	11:31:27.955	8 -	1:45.314	+ 0.003	11:40:16.688
4 -	1:45.424	+ 0.113	11:33:13.379	9 -	1:53.863	+ 8.552	11:42:10.551
5 -	1:46.639	+ 1.328	11:35:00.018				
58	Shaun LYNN (GB)		Marko Lola T70 Mk3b				
1 -	1:59.553	+ 21.808	11:27:09.230	5 -	1:47.504	+ 9.759	11:35:49.129
2 -	1:41.642	+ 3.897	11:28:50.872	6 -	1:37.745		11:37:26.874
3 -	1:39.720	+ 1.975	11:30:30.592	7 -	1:38.487	+ 0.742	11:39:05.361
4 -	3:31.033 P	+ 1:53.288	11:34:01.625	8 -	2:11.162	+ 33.417	11:41:16.523

Car No.44 - requires a working transponder - Q.12.2.1

Weather / Track : Sunny / Dry

Brands Hatch GP
Circuit Length = 2.3009 miles
Start: 11:25 End: 11:56

World Sportscar Masters

QUALIFYING - RACE 2 - LAP ANALYSIS

61	Piers WARD (GB) Bonnie Chevron B8						
1 -	2:08.737	+ 21.171	11:27:40.072	9 -	1:51.629	+ 4.063	11:42:37.749
2 -	1:56.725	+ 9.159	11:29:36.797	10 -	1:49.225	+ 1.659	11:44:26.974
3 -	1:55.062	+ 7.496	11:31:31.859	11 -	1:49.959	+ 2.393	11:46:16.933
4 -	1:52.069	+ 4.503	11:33:23.928	12 -	1:48.577	+ 1.011	11:48:05.510
5 -	1:51.729	+ 4.163	11:35:15.657	13 -	1:48.263	+ 0.697	11:49:53.773
6 -	1:49.546	+ 1.980	11:37:05.203	14 -	1:50.485	+ 2.919	11:51:44.258
7 -	1:50.046	+ 2.480	11:38:55.249	15 -	1:48.191	+ 0.625	11:53:32.449
8 -	1:50.871	+ 3.305	11:40:46.120	16 -	1:47.566		11:55:20.015
66	COTTINGHAM Ja / COTTINGHAM Je (GB) Bonnie Chevron B8						
1 -	2:08.510	+ 26.858	11:27:38.360	9 -	1:49.249	+ 7.597	11:43:26.093
2 -	1:48.846	+ 7.194	11:29:27.206	10 -	1:43.726	+ 2.074	11:45:09.819
3 -	1:48.012	+ 6.360	11:31:15.218	11 -	1:42.694	+ 1.042	11:46:52.513
4 -	1:49.305	+ 7.653	11:33:04.523	12 -	1:45.036	+ 3.384	11:48:37.549
5 -	1:49.726	+ 8.074	11:34:54.249	13 -	1:45.275	+ 3.623	11:50:22.824
6 -	1:46.889	+ 5.237	11:36:41.138	14 -	1:41.988	+ 0.336	11:52:04.812
7 -	1:46.624	+ 4.972	11:38:27.762	15 -	1:41.652		11:53:46.464
8 -	3:09.082 P	+ 1:27.430	11:41:36.844				
68	Jeremy COOKE (GB) ascarc Porsche 911 RSR						
1 -	2:12.965	+ 23.590	11:27:26.617	7 -	1:49.375		11:38:48.085
2 -	2:02.021	+ 12.646	11:29:28.638	8 -	3:22.882 P	+ 1:33.507	11:42:10.967
3 -	1:54.468	+ 5.093	11:31:23.106	9 -	1:58.075	+ 8.700	11:44:09.042
4 -	1:52.879	+ 3.504	11:33:15.985	10 -	1:49.848	+ 0.473	11:45:58.890
5 -	1:52.105	+ 2.730	11:35:08.090	11 -	1:49.521	+ 0.146	11:47:48.411
6 -	1:50.620	+ 1.245	11:36:58.710	12 -	2:03.454	+ 14.079	11:49:51.865
72	Jamie BOOT (GB) Siffert Chevron B16 (C)						
1 -	2:06.718	+ 26.316	11:27:25.773	9 -	3:16.485 P	+ 1:36.083	11:42:58.812
2 -	1:50.291	+ 9.889	11:29:16.064	10 -	1:55.939	+ 15.537	11:44:54.751
3 -	1:47.739	+ 7.337	11:31:03.803	11 -	1:41.600	+ 1.198	11:46:36.351
4 -	1:46.356	+ 5.954	11:32:50.159	12 -	1:40.424	+ 0.022	11:48:16.775
5 -	1:41.970	+ 1.568	11:34:32.129	13 -	1:40.402		11:49:57.177
6 -	1:42.631	+ 2.229	11:36:14.760	14 -	1:43.533	+ 3.131	11:51:40.710
7 -	1:41.652	+ 1.250	11:37:56.412	15 -	1:41.159	+ 0.757	11:53:21.869
8 -	1:45.915	+ 5.513	11:39:42.327	16 -	1:42.390	+ 1.988	11:55:04.259
74	Paul HOWELLS (GB) ascarc Porsche 911 RSR						
1 -	2:10.958	+ 24.419	11:27:16.375	9 -	3:42.943 P	+ 1:56.404	11:44:09.310
2 -	2:00.587	+ 14.048	11:29:16.962	10 -	2:02.790	+ 16.251	11:46:12.100
3 -	1:58.008	+ 11.469	11:31:14.970	11 -	1:50.225	+ 3.686	11:48:02.325
4 -	1:54.239	+ 7.700	11:33:09.209	12 -	1:46.539		11:49:48.864
5 -	1:49.788	+ 3.249	11:34:58.997	13 -	1:47.459	+ 0.920	11:51:36.323
6 -	1:50.799	+ 4.260	11:36:49.796	14 -	1:48.942	+ 2.403	11:53:25.265
7 -	1:48.408	+ 1.869	11:38:38.204	15 -	1:47.916	+ 1.377	11:55:13.181
8 -	1:48.163	+ 1.624	11:40:26.367				
75	ANGLE M / ANGLE H (GB) Siffert Chevron B16						
1 -	2:11.980	+ 33.265	11:27:23.380	9 -	1:53.878	+ 15.163	11:43:44.472
2 -	1:50.725	+ 12.010	11:29:14.105	10 -	1:44.456	+ 5.741	11:45:28.928
3 -	1:45.827	+ 7.112	11:30:59.932	11 -	1:39.858	+ 1.143	11:47:08.786
4 -	1:46.970	+ 8.255	11:32:46.902	12 -	1:40.827	+ 2.112	11:48:49.613
5 -	1:44.898	+ 6.183	11:34:31.800	13 -	1:39.697	+ 0.982	11:50:29.310
6 -	1:44.689	+ 5.974	11:36:16.489	14 -	1:40.263	+ 1.548	11:52:09.573
7 -	1:46.174	+ 7.459	11:38:02.663	15 -	1:39.486	+ 0.771	11:53:49.059
8 -	3:47.931 P	+ 2:09.216	11:41:50.594	16 -	1:38.715		11:55:27.774
77	Justin MAEERS (GB) odrigr Lola T70 Mk3b (c)						
1 -	2:02.386	+ 23.069	11:27:30.838	10 -	1:40.755	+ 1.438	11:42:51.448
2 -	1:46.457	+ 7.140	11:29:17.295	11 -	1:40.362	+ 1.045	11:44:31.810
3 -	1:41.478	+ 2.161	11:30:58.773	12 -	1:41.185	+ 1.868	11:46:12.995

Car No.44 - requires a working transponder - Q.12.2.1

Weather / Track : Sunny / Dry

Brands Hatch GP
Circuit Length = 2.3009 miles
Start: 11:25 End: 11:56

World Sportscar Masters

QUALIFYING - RACE 2 - LAP ANALYSIS

4 -	1:40.928	+ 1.611	11:32:39.701	13 -	1:44.235	+ 4.918	11:47:57.230
5 -	1:40.509	+ 1.192	11:34:20.210	14 -	1:39.417	+ 0.100	11:49:36.647
6 -	1:40.404	+ 1.087	11:36:00.614	15 -	1:39.317		11:51:15.964
7 -	1:41.804	+ 2.487	11:37:42.418	16 -	1:43.255	+ 3.938	11:52:59.219
8 -	1:45.251	+ 5.934	11:39:27.669	17 -	1:39.497	+ 0.180	11:54:38.716
9 -	1:43.024	+ 3.707	11:41:10.693	18 -	1:39.344	+ 0.027	11:56:18.060


Car No.44 - requires a working transponder - Q.12.2.1

Weather / Track : Sunny / Dry

Brands Hatch GP
Circuit Length = 2.3009 miles
Start: 11:25 End: 11:56

World Sportscar Masters

RACE 2 - GRID

ROW 12	1:51.732 12 HALLFORD / CRUDGINGTON	
ROW 11	1:47.566 61 Piers WARD	1:49.375 68 Jeremy COOKE
ROW 10	1:45.311 53 AUDI / MAHMOUD	1:46.539 74 Paul HOWELLS
ROW 9	1:43.725 37 CASEY / CATON	1:44.506 33 Mark BATES
ROW 8	1:41.652 66 COTTINGHAM Ja / COTTINGHAM Je	1:42.305 45 Alec HAMMOND
ROW 7	1:40.671 49 SCHRYVER M / SCHRYVER W	1:41.332 50 Georg KJALLGREN
ROW 6	1:39.733 51 Tim COUSINS	1:40.402 72 Jamie BOOT
ROW 5	1:39.077 34 Andrew MIDDLETON	1:39.317 77 Justin MAEERS
ROW 4	1:38.715 75 ANGLE M / ANGLE H	1:38.945 25 Roberto FARNETI
ROW 3	1:37.954 2 Roger WILLS	1:37.984 31 LYONS F / LYONS M
ROW 2	1:37.703 44 Philip HALL	1:37.745 58 Shaun LYNN
ROW 1	1:34.955 6 VOYAZIDES / HADFIELD	1:35.750 21 TANDY / STRETTON
Pole		
		

Brands Hatch GP
Circuit Length = 2.3009 miles

These results are provisional until the conclusion of any judicial and technical matters.

Clerk of Course :		Timekeeper :
-------------------	--	--------------

World Sportscar Masters

RACE 2 - CLASSIFICATION

POS	NO	CL	NAME	NAT	ENTRY	LAPS	TIME	GAP	DIFF	MPH	BEST	ON
1	6	Rodri	LEO VOYAZIDES	GR/GE	Lola T70 Mk3b	15	24:12.027			85.56	1:35.570	3
2	21	Rodri	Steve TANDY	GB	Lola T70 Mk3b (c)	15	24:18.389	6.362	6.362	85.19	1:35.660	7
3	31	Rodri	LYONS M / LYONS F	IRL/G	Lola T70	15	24:24.232	12.205	5.843	84.85	1:35.765	7
4	2	Hulm	Roger WILLS	NZ	McLaren M1B	15	24:41.270	29.243	17.038	83.87	1:36.448	4
5	77	Rodri	Justin MAEERS	GB	Lola T70 Mk3b (c)	15	24:44.963	32.936	3.693	83.67	1:37.638	11
6	75	Siffert	ANGLE H / ANGLE M	GB	Chevron B16	15	24:45.556	33.529	0.593	83.63	1:37.548	11
7	25	Siffert	Roberto FARNETI	IT	Chevron B16 (C)	15	25:12.801	1:00.774	27.245	82.13	1:38.796	4
8	53	Mark	Gregoire AUDI	FR/GE	Lola T212	15	25:23.887	1:11.860	11.086	81.53	1:39.200	9
9	34	Mark	Andrew MIDDLETON	GB	Taydec MK3	15	25:25.098	1:13.071	1.211	81.46	1:39.551	4
10	72	Siffert	Jamie BOOT	GB	Chevron B16 (C)	15	25:25.951	1:13.924	0.853	81.42	1:39.534	9
11	45	Bonni	Alec HAMMOND	GB	Chevron B8	15	25:28.954	1:16.927	3.003	81.26	1:40.269	4
12	50	Bonni	Georg KJALLGREN	SE	Daren Mk2	15	25:48.848	1:36.821	19.894	80.21	1:41.660	14
13	37	Siffert	Brian CASEY	GB	Chevron B16	14	24:30.027	1 lap	1 lap	78.88	1:42.826	14
14	66	Bonni	COTTINGHAM Je / COTTIN	GB	Chevron B8	14	24:36.158	1 lap	6.131	78.55	1:43.033	9
15	33	Pesc	Mark BATES	GB	Porsche 911 RSR	14	24:51.310	1 lap	15.152	77.75	1:44.375	2
16	61	Bonni	Piers WARD	GB	Chevron B8	14	24:53.953	1 lap	2.643	77.62	1:43.884	6
17	74	Pesc	Paul HOWELLS	GB	Porsche 911 RSR	14	24:58.669	1 lap	4.716	77.37	1:45.164	4
18	68	Pesc	Jeremy COOKE	GB	Porsche 911 RSR	14	25:55.238	1 lap	56.569	74.56	1:48.365	12

NOT CLASSIFIED

<i>DNC</i>	49	Bonni	SCHRYVER W / SCHRYVEI	GB	Chevron B6	11	18:27.006	4 laps	3 laps	82.30	1:38.834	8
<i>DNC</i>	58	Rodri	Shaun LYNN	GB	Lola T70 Mk3b	10	16:38.273	5 laps	1 lap	82.97	1:35.723	4
<i>DNC</i>	51	Mark	Tim COUSINS	GB	Chevron B23	4	6:50.025	11 laps	6 laps	80.80	1:39.488	4
<i>NC</i>	12	Pesc	CRUDGINGTON / HALLFOF	CA/GE	Chevrolet Corvette	14	25:56.527	1 lap		74.50	1:46.335	13

FASTEST LAP

6	Rodri	LEO VOYAZIDES	GR/GE	Lola T70 Mk3b	3	1:35.570	86.67 mph	139.48 kph
2	Hulm	Roger WILLS	NZ	McLaren M1B	4	1:36.448	85.88 mph	138.21 kph
75	Siffert	ANGLE H / ANGLE M	GB	Chevron B16	11	1:37.548	84.91 mph	136.65 kph
49	Bonni	SCHRYVER W / SCHRYVEI	GB	Chevron B6	8	1:38.834	83.80 mph	134.87 kph
53	Mark	Gregoire AUDI	FR/GE	Lola T212	9	1:39.200	83.49 mph	134.37 kph
33	Pesc	Mark BATES	GB	Porsche 911 RSR	2	1:44.375	79.35 mph	127.71 kph

Car No 12 - Not Classified - Not running at Red Flag

Weather / Track : Sunny / Dry

These results are provisional until the conclusion of any judicial and technical matters.

Brands Hatch GP

Circuit Length = 2.3009 miles

Start: 16:30 End: 16:58

Clerk of Course :	Timekeeper :
-------------------	--------------

World Sportscar Masters

RACE 2 - LAP CHART

Lap 1			Lap 2			Lap 3			Lap 4			Lap 5		
No	Behind	Laptime	No	Behind	Laptime	No	Behind	Laptime	No	Behind	Laptime	No	Behind	Laptime
6		1:41.182	6		1:36.201	6		1:35.570	6		1:36.028	6		1:35.675
2	1.330	1:42.512	2	2.031	1:36.902	2	2.942	1:36.481	2	3.362	1:36.448	21	4.711	1:36.486
21	2.188	1:43.370	21	2.723	1:36.736	21	3.356	1:36.203	21	3.900	1:36.572	2	4.723	1:37.036
58	2.787	1:43.969	58	3.401	1:36.815	58	4.945	1:37.114	58	4.640	1:35.723	58	4.922	1:35.957
31	3.298	1:44.480	31	5.363	1:38.266	31	7.270	1:37.477	31	9.203	1:37.961	31	10.636	1:37.108
75	4.570	1:45.752	75	7.969	1:39.600	77	11.518	1:38.991	77	13.902	1:38.412	77	16.758	1:38.531
77	5.680	1:46.862	77	8.097	1:38.618	75	12.400	1:40.001	75	15.355	1:38.983	75	18.065	1:38.385
25	6.779	1:47.961	25	10.696	1:40.118	25	14.870	1:39.744	25	17.638	1:38.796	25	21.007	1:39.044
49	8.336	1:49.518	49	11.667	1:39.532	49	15.610	1:39.513	49	18.626	1:39.044	49	22.432	1:39.481
34	8.510	1:49.692	34	12.567	1:40.258	34	16.971	1:39.974	34	20.494	1:39.551	34	25.561	1:40.742
45	8.985	1:50.167	51	13.149	1:39.643	51	17.584	1:40.005	51	21.044	1:39.488	45	29.646	1:41.010
72	9.646	1:50.828	45	14.075	1:41.291	45	20.070	1:41.565	45	24.311	1:40.269	72	29.870	1:40.817
51	9.707	1:50.889	72	14.909	1:41.464	72	20.536	1:41.197	72	24.728	1:40.220	53	32.485	1:40.162
50	10.915	1:52.097	50	17.870	1:43.156	53	24.055	1:41.622	53	27.998	1:39.971	50	39.621	1:42.712
66	12.301	1:53.483	53	18.003	1:41.272	50	25.866	1:43.566	50	32.584	1:42.746	37	46.502	1:43.873
53	12.932	1:54.114	66	21.369	1:45.269	37	30.479	1:44.402	37	38.304	1:43.853	66	51.772	1:46.318
37	13.630	1:54.812	37	21.647	1:44.218	66	31.723	1:45.924	66	41.129	1:45.434	33	53.449	1:46.519
33	14.801	1:55.983	33	22.975	1:44.375	33	32.746	1:45.341	33	42.605	1:45.887	74	56.433	1:48.358
74	14.990	1:56.172	74	24.534	1:45.745	74	34.614	1:45.650	74	43.750	1:45.164	61	1:01.259	1:45.609
12	18.227	1:59.409	61	29.743	1:47.200	61	41.466	1:47.293	61	51.325	1:45.887	68	1:18.738	1:49.777
68	18.450	1:59.632	12	32.535	1:50.509	68	50.369	1:51.874	68	1:04.636	1:50.295	12	1:22.410	1:49.013
61	18.744	1:59.926	68	34.065	1:51.816	12	53.586	1:56.621	12	1:09.072	1:51.514			

Car No 12 - Not Classified - Not running at Red Flag

Weather / Track : Sunny / Dry

Brands Hatch GP
Circuit Length = 2.3009 miles
Start: 16:30 End: 16:58

World Sportscar Masters

RACE 2 - LAP CHART

Lap 6			Lap 7			Lap 8			Lap 9			Lap 10		
No	Behind	Laptime	No	Behind	Laptime	No	Behind	Laptime	No	Behind	Laptime	No	Behind	Laptime
6		1:35.975	6		1:36.304	6		1:36.163	6		1:36.293	6		1:36.285
21	5.898	1:37.162	21	5.254	1:35.660	58	5.566	1:36.200	21	7.332	1:37.400	21	7.572	1:36.525
58	5.910	1:36.963	58	5.529	1:35.923	21	6.225	1:37.134	31	13.049	1:38.020	31	12.911	1:36.147
2	5.935	1:37.187	2	7.927	1:38.296	68	1 LAP	1:51.148	2	13.079	1:38.362	2	16.181	1:39.387
31	11.597	1:36.936	31	11.058	1:35.765	2	11.010	1:39.246	75	25.679	1:38.383	75	27.688	1:38.294
77	19.090	1:38.307	77	21.323	1:38.537	31	11.322	1:36.427	68	1 LAP	1:51.210	77	28.215	1:37.967
75	20.213	1:38.123	75	22.083	1:38.174	12	1 LAP	1:49.639	77	26.533	1:38.654	58	32.597	1:37.654
25	24.427	1:39.395	25	27.561	1:39.438	75	23.589	1:37.669	12	1 LAP	1:51.229	25	40.339	1:41.497
49	25.929	1:39.472	49	29.014	1:39.389	77	24.172	1:39.012	58	31.228	2:01.955	49	40.738	1:41.764
34	31.747	1:42.161	34	37.379	1:41.936	25	30.813	1:39.415	25	35.127	1:40.607	68	1 LAP	1:51.352
45	34.983	1:41.312	45	39.529	1:40.850	49	31.685	1:38.834	49	35.259	1:39.867	12	1 LAP	1:52.117
72	35.312	1:41.417	72	39.812	1:40.804	34	42.085	1:40.869	34	46.055	1:40.263	34	49.689	1:39.919
53	36.177	1:39.667	53	40.565	1:40.692	72	43.731	1:40.082	72	46.972	1:39.534	72	50.706	1:40.019
50	46.071	1:42.425	50	51.558	1:41.791	53	44.660	1:40.258	53	47.567	1:39.200	53	50.885	1:39.603
37	56.062	1:45.535	37	1:04.837	1:45.079	45	45.107	1:41.741	45	49.268	1:40.454	45	53.410	1:40.427
66	1:01.722	1:45.925	66	1:10.732	1:45.314	50	57.821	1:42.426	50	1:04.197	1:42.669	50	1:09.799	1:41.887
33	1:05.597	1:48.123	33	1:15.010	1:45.717	37	1:13.667	1:44.993	37	1:22.152	1:44.778	37	1:29.768	1:43.901
74	1:05.978	1:45.520	74	1:15.808	1:46.134	66	1:18.698	1:44.129	66	1:25.438	1:43.033	66	1:33.353	1:44.200
61	1:09.168	1:43.884	61	1:17.468	1:44.604	33	1:24.486	1:45.639	33	1:34.076	1:45.883			
68	1:32.149	1:49.386				74	1:25.383	1:45.738	74	1:34.819	1:45.729			
12	1:34.723	1:48.288				61	1:25.794	1:44.489	61	1:35.572	1:46.071			

Car No 12 - Not Classified - Not running at Red Flag

Weather / Track : Sunny / Dry

Brands Hatch GP
Circuit Length = 2.3009 miles
Start: 16:30 End: 16:58

World Sportscar Masters

RACE 2 - LAP CHART

Lap 11			Lap 12			Lap 13			Lap 14			Lap 15		
No	Behind	Laptime	No	Behind	Laptime	No	Behind	Laptime	No	Behind	Laptime	No	Behind	Laptime
6		1:37.579	6		1:38.305	6		1:37.507	6		1:36.652	6		1:36.308
33	1 LAP	1:45.680	66	1 LAP	1:45.626	37	1 LAP	1:44.374	21	6.517	1:36.760	21	6.362	1:36.153
21	7.094	1:37.101	21	6.359	1:37.570	21	6.409	1:37.557	31	11.418	1:36.510	31	12.205	1:37.095
61	1 LAP	1:47.050	31	12.331	1:38.093	66	1 LAP	1:44.699	37	1 LAP	1:43.218	37	1 LAP	1:42.826
74	1 LAP	1:49.198	33	1 LAP	1:46.516	31	11.560	1:36.736	66	1 LAP	1:43.582	66	1 LAP	1:43.222
31	12.543	1:37.211	61	1 LAP	1:45.092	2	19.615	1:38.830	2	24.435	1:41.472	2	29.243	1:41.116
2	17.100	1:38.498	74	1 LAP	1:46.339	33	1 LAP	1:45.486	33	1 LAP	1:45.043	77	32.936	1:38.417
75	27.657	1:37.548	2	18.292	1:39.497	61	1 LAP	1:44.312	77	30.827	1:38.478	75	33.529	1:38.181
77	28.274	1:37.638	75	28.072	1:38.720	74	1 LAP	1:45.959	75	31.656	1:38.365	33	1 LAP	1:45.118
49	43.751	1:40.592	77	28.154	1:38.185	77	29.001	1:38.354	61	1 LAP	1:46.936	61	1 LAP	1:45.600
25	45.290	1:42.530	25	50.579	1:43.594	75	29.943	1:39.378	74	1 LAP	1:46.996	74	1 LAP	1:45.967
68	1 LAP	1:49.149	53	59.932	1:43.339	25	53.119	1:40.047	25	56.583	1:40.116	25	1:00.774	1:40.499
34	54.473	1:42.363	34	1:02.021	1:45.853	53	1:03.949	1:41.524	53	1:07.659	1:40.362	53	1:11.860	1:40.509
53	54.898	1:41.592	72	1:02.427	1:44.205	34	1:06.316	1:41.802	34	1:09.828	1:40.164	34	1:13.071	1:39.551
12	1 LAP	1:51.400	45	1:03.905	1:44.111	72	1:07.053	1:42.133	72	1:10.318	1:39.917	72	1:13.924	1:39.914
72	56.527	1:43.400	68	1 LAP	1:51.428	45	1:07.514	1:41.116	45	1:11.913	1:41.051	45	1:16.927	1:41.322
45	58.099	1:42.268	12	1 LAP	1:52.867	68	1 LAP	1:48.365	50	1:27.588	1:41.660	50	1:36.821	1:45.541
50	1:13.905	1:41.685	50	1:17.423	1:41.823	50	1:22.580	1:42.664	68	1 LAP	1:49.238	68	1 LAP	1:50.568
37	1:36.354	1:44.165				12	1 LAP	1:49.726	12	1 LAP	1:46.335	12	1 LAP	1:47.860


Car No 12 - Not Classified - Not running at Red Flag

Weather / Track : Sunny / Dry

Brands Hatch GP
Circuit Length = 2.3009 miles
Start: 16:30 End: 16:58

World Sportscar Masters

RACE 10 - GRID

ROW 11	51 Tim COUSINS	12 CRUDGINGTON / HALLFORD
ROW 10	49 SCHRYVER W / SCHRYVER M	58 Shaun LYNN
ROW 9	74 Paul HOWELLS	68 Jeremy COOKE
ROW 8	33 Mark BATES	61 Piers WARD
ROW 7	37 Brian CASEY	66 COTTINGHAM Je / COTTINGHAM Ja
ROW 6	45 Alec HAMMOND	50 Georg KJALLGREN
ROW 5	34 Andrew MIDDLETON	72 Jamie BOOT
ROW 4	25 Roberto FARNETI	53 Gregoire AUDI
ROW 3	77 Justin MAEERS	75 ANGLE H / ANGLE M
ROW 2	31 LYONS M / LYONS F	2 Roger WILLS
ROW 1	6 LEO VOYAZIDES	21 Steve TANDY
Pole		
		

Brands Hatch GP
Circuit Length = 2.3009 miles

These results are provisional until the conclusion of any judicial and technical matters.

Clerk of Course :

Timekeeper :

World Sportscar Masters
RACE 10 - LAP CHART

Lap 1			Lap 2			Lap 3			Lap 4			Lap 5		
No	Behind	Laptime	No	Behind	Laptime	No	Behind	Laptime	No	Behind	Laptime	No	Behind	Laptime
31		1:42.157	31		1:36.288	31		1:35.584	31		1:34.673	31		1:33.833
21	0.684	1:42.841	21	1.040	1:36.644	21	1.015	1:35.559	21	0.776	1:34.434	21	1.341	1:34.398
6	1.212	1:43.369	6	1.505	1:36.581	6	1.586	1:35.665	6	1.602	1:34.689	6	2.313	1:34.544
2	2.197	1:44.354	2	3.595	1:37.686	2	5.739	1:37.728	2	7.978	1:36.912	2	10.748	1:36.603
77	2.818	1:44.975	77	4.167	1:37.637	77	6.074	1:37.491	77	9.064	1:37.663	77	12.328	1:37.097
75	4.530	1:46.687	34	9.187	1:40.040	34	12.079	1:38.476	34	16.589	1:39.183	34	21.526	1:38.770
34	5.435	1:47.592	75	9.861	1:41.619	75	13.521	1:39.244	75	18.162	1:39.314	75	23.193	1:38.864
25	6.194	1:48.351	25	10.346	1:40.440	25	14.314	1:39.552	25	18.818	1:39.177	25	23.842	1:38.857
45	7.273	1:49.430	53	13.140	1:41.687	53	17.809	1:40.253	53	23.544	1:40.408	66	30.509	1:40.205
53	7.741	1:49.898	66	13.760	1:41.472	66	18.258	1:40.082	66	24.137	1:40.552	53	31.434	1:41.723
66	8.576	1:50.733	45	14.369	1:43.384	45	20.059	1:41.274	45	26.665	1:41.279	45	33.738	1:40.906
72	9.217	1:51.374	49	15.072	1:41.812	49	20.498	1:41.010	49	26.969	1:41.144	49	34.061	1:40.925
49	9.548	1:51.705	72	16.005	1:43.076	72	22.086	1:41.665	72	29.419	1:42.006	72	36.513	1:40.927
50	11.409	1:53.566	58	19.293	1:41.378	51	27.732	1:41.514	51	33.590	1:40.531	51	41.326	1:41.569
61	12.391	1:54.548	50	20.019	1:44.898	50	29.570	1:45.135	50	38.218	1:43.321	50	48.010	1:43.625
58	14.203	1:56.360	51	21.802	1:42.990	61	32.780	1:46.113	61	43.340	1:45.233	61	53.897	1:44.390
37	14.213	1:56.370	61	22.251	1:46.148	37	35.875	1:46.735	37	48.040	1:46.838	37	1:00.633	1:46.426
51	15.100	1:57.257	37	24.724	1:46.799	33	38.979	1:47.535	33	50.878	1:46.572	33	1:02.755	1:45.710
33	15.544	1:57.701	33	27.028	1:47.772	74	40.094	1:47.806	74	52.246	1:46.825	74	1:04.372	1:45.959
74	16.436	1:58.593	74	27.872	1:47.724	68	45.499	1:49.633	68	59.795	1:48.969	68	1:14.985	1:49.023
68	18.136	2:00.293	68	31.450	1:49.602									

Car No 31 - Not Classified - Not running at Red Flag - Q.5.4.2.

Weather / Track : Cloudy / Dry

Brands Hatch GP
 Circuit Length = 2.3009 miles
 Start: 17:22 End: 17:53

World Sportscar Masters
RACE 10 - LAP CHART

Lap 6			Lap 7			Lap 8			Lap 9			Lap 10		
No	Behind	Laptime	No	Behind	Laptime	No	Behind	Laptime	No	Behind	Laptime	No	Behind	Laptime
31		1:33.571	31		1:34.858	31		1:35.598	31		1:35.519	31		1:35.078
6	3.679	1:34.937	6	4.374	1:35.553	6	4.293	1:35.517	33	1 LAP	1:47.279	6	3.491	1:35.030
2	13.660	1:36.483	2	15.252	1:36.450	68	1 LAP	1:50.625	6	3.539	1:34.765	37	1 LAP	1:46.136
77	15.894	1:37.137	77	17.909	1:36.873	2	15.938	1:36.284	74	1 LAP	1:47.057	33	1 LAP	1:46.307
34	26.820	1:38.865	34	29.818	1:37.856	77	19.145	1:36.834	2	17.069	1:36.650	74	1 LAP	1:47.376
75	27.567	1:37.945	75	31.009	1:38.300	34	32.483	1:38.263	77	20.943	1:37.317	2	19.299	1:37.308
25	28.613	1:38.342	25	31.737	1:37.982	75	33.314	1:37.903	68	1 LAP	1:51.005	77	22.293	1:36.428
66	37.893	1:40.955	66	43.511	1:40.476	25	34.374	1:38.235	34	35.389	1:38.425	34	38.936	1:38.625
53	38.787	1:40.924	53	44.077	1:40.148	66	47.456	1:39.543	75	35.935	1:38.140	75	39.282	1:38.425
45	41.299	1:41.132	45	46.474	1:40.033	53	49.647	1:41.168	25	36.741	1:37.886	25	40.087	1:38.424
49	41.485	1:40.995	49	46.822	1:40.195	45	52.486	1:41.610	66	52.224	1:40.287	68	1 LAP	1:52.789
72	43.358	1:40.416	72	48.650	1:40.150	49	53.113	1:41.889	53	55.097	1:40.969	66	57.020	1:39.874
51	47.929	1:40.174	51	53.015	1:39.944	72	53.492	1:40.440	45	57.607	1:40.640	53	59.459	1:39.440
50	58.454	1:44.015	50	1:06.562	1:42.966	51	56.061	1:38.644	49	58.005	1:40.411	45	1:02.835	1:40.306
61	1:05.764	1:45.438	61	1:15.843	1:44.937	50	1:14.323	1:43.359	72	58.391	1:40.418	49	1:02.991	1:40.064
58	3 LAPS	7:07.341	37	1:22.858	1:45.162	61	1:24.570	1:44.325	51	59.448	1:38.906	51	1:04.019	1:39.649
37	1:12.554	1:45.492	33	1:27.110	1:46.250	37	1:32.939	1:45.679	50	1:21.826	1:43.022	72	1:04.249	1:40.936
33	1:15.718	1:46.534	74	1:27.766	1:45.788				61	1:33.988	1:44.937	50	1:30.019	1:43.271
74	1:16.836	1:46.035												
68	1:30.895	1:49.481												

Car No 31 - Not Classified - Not running at Red Flag - Q.5.4.2.

Weather / Track : Cloudy / Dry

Brands Hatch GP
 Circuit Length = 2.3009 miles
 Start: 17:22 End: 17:53

World Sportscar Masters
RACE 10 - LAP CHART

Lap 11			Lap 12			Lap 13			Lap 14			Lap 15		
No	Behind	Laptime	No	Behind	Laptime	No	Behind	Laptime	No	Behind	Laptime	No	Behind	Laptime
31		1:35.788	31		1:35.329	31		1:33.763	31		1:35.802	31		1:36.733
6	2.467	1:34.764	50	1 LAP	1:43.294	6	4.293	1:35.842	6	3.909	1:35.418	6	2.320	1:35.144
61	1 LAP	1:46.077	6	2.214	1:35.076	50	1 LAP	1:43.320	50	1 LAP	1:43.357	68	2 LAPS	1:49.684
37	1 LAP	1:44.339	61	1 LAP	1:45.566	2	25.171	1:36.394	2	25.174	1:35.805	2	25.187	1:36.746
2	20.973	1:37.462	2	22.540	1:36.896	77	28.668	1:37.399	77	29.271	1:36.405	50	1 LAP	1:43.489
77	23.597	1:37.092	77	25.032	1:36.764	61	1 LAP	1:46.935	61	1 LAP	1:46.147	77	29.301	1:36.763
33	1 LAP	1:48.100	37	1 LAP	1:45.044	37	1 LAP	1:44.563	37	1 LAP	1:42.680	61	1 LAP	1:44.932
74	1 LAP	1:47.178	33	1 LAP	1:46.054	33	1 LAP	1:46.208	34	56.634	1:40.545	37	1 LAP	1:43.693
34	41.554	1:38.406	74	1 LAP	1:46.062	74	1 LAP	1:46.325	75	57.101	1:40.557	34	58.612	1:38.711
75	42.038	1:38.544	34	46.057	1:39.832	34	51.891	1:39.597	25	57.433	1:40.478	25	1:02.692	1:41.992
25	42.618	1:38.319	75	46.614	1:39.905	75	52.346	1:39.495	33	1 LAP	1:47.257	33	1 LAP	1:46.126
68	1 LAP	1:49.117	25	47.000	1:39.711	25	52.757	1:39.520	74	1 LAP	1:47.513	74	1 LAP	1:46.538
66	1:01.187	1:39.955	66	1:05.696	1:39.838	66	1:11.715	1:39.782	66	1:16.198	1:40.285	66	1:20.860	1:41.395
53	1:04.096	1:40.425	68	1 LAP	1:49.290	45	1:21.363	1:41.115	49	1:27.754	1:41.673	49	1:30.560	1:39.539
45	1:08.082	1:41.035	45	1:14.011	1:41.258	72	1:21.761	1:40.738	72	1:28.508	1:42.549	72	1:31.949	1:40.174
51	1:08.346	1:40.115	72	1:14.786	1:40.863	49	1:21.883	1:39.204						
49	1:09.070	1:41.867	49	1:16.442	1:42.701	68	1 LAP	1:50.545						
72	1:09.252	1:40.791	51	1:17.870	1:44.853									

Car No 31 - Not Classified - Not running at Red Flag - Q.5.4.2.

Weather / Track : Cloudy / Dry

Brands Hatch GP
 Circuit Length = 2.3009 miles
 Start: 17:22 End: 17:53

Sports Racing Masters

QUALIFYING - RACE 5 - CLASSIFICATION

POS	NO	CL	NAME	ENTRY	TIME	ON	LAPS	GAP	DIFF	MPH
1	2	SRM	WILLS / TWYMAN	McLaren M1B	1:35.750	3	12			86.50
2	17	SRM	WATTS / TRIMMER	Lotus 30	1:38.482	4	11	2.732	2.732	84.10
3	16	SRM	JOLLY / FARTHING	Cooper T61M	1:38.876	12	16	3.126	0.394	83.77
4	65	SRM	Laurie BENNETT	McLaren M1B	1:39.509	12	13	3.759	0.633	83.24
5	88	SRM	Marcus T MUSSA	McLaren M1B	1:39.853	16	16	4.103	0.344	82.95
6	40	SRM	KJALLGREN / LITTLEJOHN	Ford GT40 (C)	1:40.566	12	13	4.816	0.713	82.36
7	13	SRM	Shaun LYNN	Ford GT40	1:40.699	11	12	4.949	0.133	82.25
8	8	SRM	WILLS / SMITH	Elva MK8	1:41.334	11	12	5.584	0.635	81.74
9	86	SRM	FORSBREY / NEWALL	Ford GT40 Mk1	1:41.533	13	17	5.783	0.199	81.58
10	23	SRM	PEARSON J / PEARSON G	Lotus 23B	1:43.545	13	14	7.795	2.012	79.99
11	91	SRM	John BLADON	McLaren M1 A	1:44.734	12	15	8.984	1.189	79.08
12	71	SRM	HENDERSON / WILLIAMS	Ford GT40	1:44.879	9	10	9.129	0.145	78.97
13	21	SRM	Andrew OWEN	Elva Mk VII S	1:47.395	14	14	11.645	2.516	77.12
14	89	SRM	Mark PANGBORN	Lotus 23B	1:48.058	15	16	12.308	0.663	76.65
15	30	SRM	John BUSSEY	Elva Mk VII	1:51.637	12	15	15.887	3.579	74.19
16	67	SRM	Ned SPIEKER	Lotus 23B	1:53.740	12	16	17.990	2.103	72.82
17	3	SRM	Robert GETT	Brabham BT8	1:53.874	1	8	18.124	0.134	72.73
18	26	SRM	Simon DRABBLE	Merlyn Merlyn Mk VI A	1:54.370	10	14	18.620	0.496	72.42

Car Nos. 3, 40 & 71 - require working transponders - Q.12.2.1

Weather / Track : Sunny / Dry

These results are provisional until the conclusion of any judicial and technical matters.

Brands Hatch GP

Circuit Length = 2.3009 miles

Start: 12:06 End: 12:37

Clerk of Course :

Timekeeper :

Sports Racing Masters

QUALIFYING - RACE 5 - LAP ANALYSIS

2	WILLS / TWYMAN		SRMC McLaren M1B				
1 -	1:44.887	+ 9.137	12:07:55.234	7 -	1:49.601	+ 13.851	12:19:11.528
2 -	1:36.502	+ 0.752	12:09:31.736	8 -	1:41.083	+ 5.333	12:20:52.611
3 -	1:35.750		12:11:07.486	9 -	2:10.512	+ 34.762	12:23:03.123
4 -	1:36.945	+ 1.195	12:12:44.431	10 -	1:40.378	+ 4.628	12:24:43.501
5 -	1:37.427	+ 1.677	12:14:21.858	11 -	1:41.268	+ 5.518	12:26:24.769
6 -	3:00.069 P	+ 1:24.319	12:17:21.927	12 -	1:43.246	+ 7.496	12:28:08.015
3	Robert GETT		SRMC Brabham BT8				
1 -	1:53.874		12:12:20.543	5 -	1:57.531	+ 3.657	12:20:09.315
2 -	1:55.639	+ 1.765	12:14:16.182	6 -	1:59.674	+ 5.800	12:22:08.989
3 -	1:56.499	+ 2.625	12:16:12.681	7 -	1:57.367	+ 3.493	12:24:06.356
4 -	1:59.103	+ 5.229	12:18:11.784	8 -	1:55.297	+ 1.423	12:26:01.653
8	WILLS / SMITH		SRMC Elva MK8				
1 -	1:56.251	+ 14.917	12:08:22.653	7 -	5:35.314 P	+ 3:53.980	12:22:48.082
2 -	1:49.155	+ 7.821	12:10:11.808	8 -	1:49.707	+ 8.373	12:24:37.789
3 -	1:45.182	+ 3.848	12:11:56.990	9 -	1:42.013	+ 0.679	12:26:19.802
4 -	1:44.909	+ 3.575	12:13:41.899	10 -	1:42.318	+ 0.984	12:28:02.120
5 -	1:46.273	+ 4.939	12:15:28.172	11 -	1:41.334		12:29:43.454
6 -	1:44.596	+ 3.262	12:17:12.768	12 -	1:41.678	+ 0.344	12:31:25.132
13	Shaun LYNN		SRMI Ford GT40				
1 -	1:56.398	+ 15.699	12:08:11.103	7 -	1:41.527	+ 0.828	12:20:54.995
2 -	1:44.006	+ 3.307	12:09:55.109	8 -	1:43.121	+ 2.422	12:22:38.116
3 -	1:42.093	+ 1.394	12:11:37.202	9 -	1:42.403	+ 1.704	12:24:20.519
4 -	1:41.653	+ 0.954	12:13:18.855	10 -	1:41.661	+ 0.962	12:26:02.180
5 -	4:06.435 P	+ 2:25.736	12:17:25.290	11 -	1:40.699		12:27:42.879
6 -	1:48.178	+ 7.479	12:19:13.468	12 -	1:40.969	+ 0.270	12:29:23.848
16	JOLLY / FARTHING		SRMB Cooper T61M				
1 -	1:55.461	+ 16.585	12:08:22.996	9 -	1:40.199	+ 1.323	12:23:48.467
2 -	1:45.341	+ 6.465	12:10:08.337	10 -	1:39.928	+ 1.052	12:25:28.395
3 -	1:40.754	+ 1.878	12:11:49.091	11 -	1:39.402	+ 0.526	12:27:07.797
4 -	1:40.530	+ 1.654	12:13:29.621	12 -	1:38.876		12:28:46.673
5 -	1:41.268	+ 2.392	12:15:10.889	13 -	1:39.631	+ 0.755	12:30:26.304
6 -	3:31.913 P	+ 1:53.037	12:18:42.802	14 -	1:41.647	+ 2.771	12:32:07.951
7 -	1:45.903	+ 7.027	12:20:28.705	15 -	1:42.267	+ 3.391	12:33:50.218
8 -	1:39.563	+ 0.687	12:22:08.268	16 -	3:25.097 P	+ 1:46.221	12:37:15.315
17	WATTS / TRIMMER		SRMC Lotus 30				
1 -	1:47.485	+ 9.003	12:07:51.459	7 -	1:50.548	+ 12.066	12:19:20.389
2 -	1:39.717	+ 1.235	12:09:31.176	8 -	1:43.640	+ 5.158	12:21:04.029
3 -	1:39.184	+ 0.702	12:11:10.360	9 -	1:45.667	+ 7.185	12:22:49.696
4 -	1:38.482		12:12:48.842	10 -	1:43.561	+ 5.079	12:24:33.257
5 -	1:39.880	+ 1.398	12:14:28.722	11 -	1:43.871	+ 5.389	12:26:17.128
6 -	3:01.119 P	+ 1:22.637	12:17:29.841				
21	Andrew OWEN		SRMC Elva Mk VII S				
1 -	2:06.800	+ 19.405	12:08:23.452	8 -	5:23.794 P	+ 3:36.399	12:25:16.046
2 -	1:57.144	+ 9.749	12:10:20.596	9 -	1:58.689	+ 11.294	12:27:14.735
3 -	1:54.512	+ 7.117	12:12:15.108	10 -	1:49.477	+ 2.082	12:29:04.212
4 -	1:53.395	+ 6.000	12:14:08.503	11 -	1:48.535	+ 1.140	12:30:52.747
5 -	1:53.527	+ 6.132	12:16:02.030	12 -	1:48.254	+ 0.859	12:32:41.001
6 -	1:54.400	+ 7.005	12:17:56.430	13 -	1:49.045	+ 1.650	12:34:30.046
7 -	1:55.822	+ 8.427	12:19:52.252	14 -	1:47.395		12:36:17.441
23	PEARSON J / PEARSON G		SRMA Lotus 23B				
1 -	2:04.531	+ 20.986	12:08:34.467	8 -	1:45.032	+ 1.487	12:21:06.855
2 -	1:52.203	+ 8.658	12:10:26.670	9 -	4:22.510 P	+ 2:38.965	12:25:29.365
3 -	1:49.846	+ 6.301	12:12:16.516	10 -	2:01.039	+ 17.494	12:27:30.404
4 -	1:47.884	+ 4.339	12:14:04.400	11 -	1:45.600	+ 2.055	12:29:16.004

Car Nos. 3, 40 & 71 - require working transponders - Q.12.2.1

Weather / Track : Sunny / Dry

Brands Hatch GP
Circuit Length = 2.3009 miles
Start: 12:06 End: 12:37

Sports Racing Masters

QUALIFYING - RACE 5 - LAP ANALYSIS

5 -	1:46.498	+ 2.953	12:15:50.898	12 -	1:43.654	+ 0.109	12:30:59.658
6 -	1:46.079	+ 2.534	12:17:36.977	13 -	1:43.545		12:32:43.203
7 -	1:44.846	+ 1.301	12:19:21.823	14 -	1:44.721	+ 1.176	12:34:27.924
26	Simon DRABBLE SRMA Merlyn Merlyn Mk VI A						
1 -	2:09.971	+ 15.601	12:08:33.539	8 -	2:00.595	+ 6.225	12:22:19.337
2 -	1:57.758	+ 3.388	12:10:31.297	9 -	1:54.816	+ 0.446	12:24:14.153
3 -	1:58.882	+ 4.512	12:12:30.179	10 -	1:54.370		12:26:08.523
4 -	1:57.833	+ 3.463	12:14:28.012	11 -	1:57.464	+ 3.094	12:28:05.987
5 -	1:59.897	+ 5.527	12:16:27.909	12 -	1:58.409	+ 4.039	12:30:04.396
6 -	1:56.228	+ 1.858	12:18:24.137	13 -	1:54.574	+ 0.204	12:31:58.970
7 -	1:54.605	+ 0.235	12:20:18.742	14 -	4:04.621 P	+ 2:10.251	12:36:03.591
30	John BUSSEY SRMA Elva Mk VII						
1 -	2:10.559	+ 18.922	12:08:42.692	9 -	2:00.224	+ 8.587	12:25:08.694
2 -	1:56.681	+ 5.044	12:10:39.373	10 -	1:54.206	+ 2.569	12:27:02.900
3 -	1:55.920	+ 4.283	12:12:35.293	11 -	1:55.407	+ 3.770	12:28:58.307
4 -	1:54.911	+ 3.274	12:14:30.204	12 -	1:51.637		12:30:49.944
5 -	1:53.883	+ 2.246	12:16:24.087	13 -	1:52.000	+ 0.363	12:32:41.944
6 -	1:53.849	+ 2.212	12:18:17.936	14 -	1:52.673	+ 1.036	12:34:34.617
7 -	1:52.906	+ 1.269	12:20:10.842	15 -	1:52.360	+ 0.723	12:36:26.977
8 -	2:57.628 P	+ 1:05.991	12:23:08.470				
40	KJALLGREN / LITTLEJOHN SRMI Ford GT40 (C)						
1 -	4:24.619	+ 2:44.053	12:10:56.753	8 -	1:48.103	+ 7.537	12:26:24.429
2 -	1:51.397	+ 10.831	12:12:48.150	9 -	1:47.889	+ 7.323	12:28:12.318
3 -	1:49.501	+ 8.935	12:14:37.651	10 -	1:43.468	+ 2.902	12:29:55.786
4 -	1:48.542	+ 7.976	12:16:26.193	11 -	1:41.146	+ 0.580	12:31:36.932
5 -	1:51.214	+ 10.648	12:18:17.407	12 -	1:40.566		12:33:17.498
6 -	1:50.301	+ 9.735	12:20:07.708	13 -	1:43.591	+ 3.025	12:35:01.089
7 -	4:28.618 P	+ 2:48.052	12:24:36.326				
65	Laurie BENNETT SRMD McLaren M1B						
1 -	2:02.287	+ 22.778	12:08:21.782	8 -	1:56.798	+ 17.289	12:20:39.989
2 -	1:44.402	+ 4.893	12:10:06.184	9 -	1:52.039	+ 12.530	12:22:32.028
3 -	1:40.616	+ 1.107	12:11:46.800	10 -	1:39.952	+ 0.443	12:24:11.980
4 -	1:40.173	+ 0.664	12:13:26.973	11 -	1:41.421	+ 1.912	12:25:53.401
5 -	1:53.244	+ 13.735	12:15:20.217	12 -	1:39.509		12:27:32.910
6 -	1:42.276	+ 2.767	12:17:02.493	13 -	6:30.979 P	+ 4:51.470	12:34:03.889
7 -	1:40.698	+ 1.189	12:18:43.191				
67	Ned SPIEKER SRMA Lotus 23B						
1 -	2:11.169	+ 17.429	12:08:33.839	9 -	1:54.670	+ 0.930	12:24:24.590
2 -	1:58.239	+ 4.499	12:10:32.078	10 -	1:55.121	+ 1.381	12:26:19.711
3 -	1:58.651	+ 4.911	12:12:30.729	11 -	1:56.879	+ 3.139	12:28:16.590
4 -	1:58.907	+ 5.167	12:14:29.636	12 -	1:53.740		12:30:10.330
5 -	1:58.688	+ 4.948	12:16:28.324	13 -	1:54.795	+ 1.055	12:32:05.125
6 -	1:55.476	+ 1.736	12:18:23.800	14 -	1:55.994	+ 2.254	12:34:01.119
7 -	1:53.971	+ 0.231	12:20:17.771	15 -	1:54.609	+ 0.869	12:35:55.728
8 -	2:12.149	+ 18.409	12:22:29.920	16 -	1:32.295 P	+ -21.445	12:37:28.023
71	HENDERSON / WILLIAMS SRMI Ford GT40						
1 -	1:56.207	+ 11.328	12:12:31.059	6 -	3:35.143 P	+ 1:50.264	12:23:46.815
2 -	1:56.679	+ 11.800	12:14:27.738	7 -	1:50.534	+ 5.655	12:25:37.349
3 -	1:55.416	+ 10.537	12:16:23.154	8 -	1:46.078	+ 1.199	12:27:23.427
4 -	1:54.019	+ 9.140	12:18:17.173	9 -	1:44.879		12:29:08.306
5 -	1:54.499	+ 9.620	12:20:11.672	10 -	1:45.217	+ 0.338	12:30:53.523
86	FORSBREY / NEWALL SRMI Ford GT40 Mk1						
1 -	1:50.345	+ 8.812	12:07:56.540	10 -	1:46.259	+ 4.726	12:24:27.909
2 -	1:42.886	+ 1.353	12:09:39.426	11 -	1:42.184	+ 0.651	12:26:10.093
3 -	1:42.176	+ 0.643	12:11:21.602	12 -	1:42.154	+ 0.621	12:27:52.247
4 -	1:41.970	+ 0.437	12:13:03.572	13 -	1:41.533		12:29:33.780

Car Nos. 3, 40 & 71 - require working transponders - Q.12.2.1

Weather / Track : Sunny / Dry

Brands Hatch GP
Circuit Length = 2.3009 miles
Start: 12:06 End: 12:37

Sports Racing Masters

QUALIFYING - RACE 5 - LAP ANALYSIS

5 -	1:42.570	+ 1.037	12:14:46.142	14 -	1:42.443	+ 0.910	12:31:16.223
6 -	1:41.562	+ 0.029	12:16:27.704	15 -	1:41.828	+ 0.295	12:32:58.051
7 -	1:43.201	+ 1.668	12:18:10.905	16 -	1:41.624	+ 0.091	12:34:39.675
8 -	1:41.968	+ 0.435	12:19:52.873	17 -	1:42.762	+ 1.229	12:36:22.437
9 -	2:48.777 P	+ 1:07.244	12:22:41.650				
88	Marcus T MUSSA			SRMD McLaren M1B			
1 -	1:52.021	+ 12.168	12:07:59.492	9 -	1:41.702	+ 1.849	12:24:46.482
2 -	1:42.539	+ 2.686	12:09:42.031	10 -	1:40.242	+ 0.389	12:26:26.724
3 -	1:42.090	+ 2.237	12:11:24.121	11 -	1:42.493	+ 2.640	12:28:09.217
4 -	1:41.446	+ 1.593	12:13:05.567	12 -	1:43.460	+ 3.607	12:29:52.677
5 -	1:42.421	+ 2.568	12:14:47.988	13 -	1:40.790	+ 0.937	12:31:33.467
6 -	1:41.572	+ 1.719	12:16:29.560	14 -	1:40.896	+ 1.043	12:33:14.363
7 -	4:45.315 P	+ 3:05.462	12:21:14.875	15 -	1:50.843	+ 10.990	12:35:05.206
8 -	1:49.905	+ 10.052	12:23:04.780	16 -	1:39.853		12:36:45.059
89	Mark PANGBORN			SRMA Lotus 23B			
1 -	2:05.694	+ 17.636	12:08:21.221	9 -	1:52.490	+ 4.432	12:23:20.122
2 -	1:56.185	+ 8.127	12:10:17.406	10 -	1:52.795	+ 4.737	12:25:12.917
3 -	1:52.118	+ 4.060	12:12:09.524	11 -	1:50.012	+ 1.954	12:27:02.929
4 -	1:50.325	+ 2.267	12:13:59.849	12 -	1:52.174	+ 4.116	12:28:55.103
5 -	1:51.031	+ 2.973	12:15:50.880	13 -	1:48.758	+ 0.700	12:30:43.861
6 -	1:56.133	+ 8.075	12:17:47.013	14 -	1:51.574	+ 3.516	12:32:35.435
7 -	1:50.137	+ 2.079	12:19:37.150	15 -	1:48.058		12:34:23.493
8 -	1:50.482	+ 2.424	12:21:27.632	16 -	1:54.952	+ 6.894	12:36:18.445
91	John BLADON			SRMD McLaren M1 A			
1 -	2:01.560	+ 16.826	12:08:22.361	9 -	1:47.056	+ 2.322	12:23:10.208
2 -	1:52.005	+ 7.271	12:10:14.366	10 -	1:46.625	+ 1.891	12:24:56.833
3 -	2:02.010	+ 17.276	12:12:16.376	11 -	1:45.432	+ 0.698	12:26:42.265
4 -	1:52.476	+ 7.742	12:14:08.852	12 -	1:44.734		12:28:26.999
5 -	1:46.565	+ 1.831	12:15:55.417	13 -	4:34.658 P	+ 2:49.924	12:33:01.657
6 -	1:48.634	+ 3.900	12:17:44.051	14 -	2:13.873	+ 29.139	12:35:15.530
7 -	1:45.627	+ 0.893	12:19:29.678	15 -	1:48.761	+ 4.027	12:37:04.291
8 -	1:53.474	+ 8.740	12:21:23.152				


Car Nos. 3, 40 & 71 - require working transponders - Q.12.2.1

Weather / Track : Sunny / Dry

Brands Hatch GP
Circuit Length = 2.3009 miles
Start: 12:06 End: 12:37

Sports Racing Masters

RACE 5 - GRID

ROW 9	1:53.874 3 Robert GETT	1:54.370 26 Simon DRABBLE
ROW 8	1:51.637 30 John BUSSEY	1:53.740 67 Ned SPIEKER
ROW 7	1:47.395 21 Andrew OWEN	1:48.058 89 Mark PANGBORN
ROW 6	1:44.734 91 John BLADON	1:44.879 71 HENDERSON / WILLIAMS
ROW 5	1:41.533 86 FORSBREY / NEWALL	1:43.545 23 PEARSON J / PEARSON G
ROW 4	1:40.699 13 Shaun LYNN	1:41.334 8 WILLS / SMITH
ROW 3	1:39.853 88 Marcus T MUSSA	1:40.566 40 KJALLGREN / LITTLEJOHN
ROW 2	1:38.876 16 JOLLY / FARTHING	1:39.509 65 Laurie BENNETT
ROW 1	1:35.750 2 WILLS / TWYMAN	1:38.482 17 WATTS / TRIMMER
Pole		
		

Car Nos. 3, 40 & 71 - require working transponders - Q.12.2.1

Brands Hatch GP
Circuit Length = 2.3009 miles

These results are provisional until the conclusion of any judicial and technical matters.

Clerk of Course :		Timekeeper :
-------------------	--	--------------

Sports Racing Masters

RACE 5 - CLASSIFICATION

POS	NO	CL	NAME	ENTRY	LAPS	TIME	GAP	DIFF	MPH	BEST	ON
1	2	SRM	WILLS / TWYMAN	McLaren M1B	35	1:00:13.179			80.23	1:37.161	4
2	88	SRM	Marcus T MUSSA	McLaren M1B	35	1:01:03.084	49.905	49.905	79.14	1:40.251	12
3	65	SRM	Laurie BENNETT	McLaren M1B	35	1:01:14.506	1:01.327	11.422	78.89	1:40.432	12
4	13	SRM	Shaun LYNN	Ford GT40	34	1:00:13.287	1 lap	1 lap	77.94	1:41.037	12
5	23	SRM	PEARSON J / PEARSON G	Lotus 23B	34	1:00:34.601	1 lap	21.314	77.48	1:41.934	32
6	86	SRM	FORSBREY / NEWALL	Ford GT40 Mk1	34	1:00:44.794	1 lap	10.193	77.26	1:41.503	29
7	91	SRM	John BLADON	McLaren M1 A	33	1:00:22.288	2 laps	1 lap	75.46	1:45.230	13
8	89	SRM	Mark PANGBORN	Lotus 23B	33	1:01:47.737	2 laps	1:25.449	73.72	1:47.846	28
9	21	SRM	OWEN A / OWEN M	Elva Mk VII S	32	1:01:29.868	3 laps	1 lap	71.83	1:46.662	18
10	67	SRM	Ned SPIEKER	Lotus 23B	31	1:00:43.108	4 laps	1 lap	70.48	1:50.828	22
11	3	SRM	Robert GETT	Brabham BT8	31	1:01:20.438	4 laps	37.330	69.76	1:52.517	18
12	26	SRM	Simon DRABBLE	Merlyn Merlyn Mk VI A	31	1:01:37.985	4 laps	17.547	69.43	1:53.289	21
13	16	SRM	JOLLY / FARTHING	Cooper T61M	25	44:06.148	10 laps	6 laps	78.25	1:40.262	12
14	8	SRM	SMITH / WILLS	Elva MK8	25	44:40.560	10 laps	34.412	77.25	1:41.145	11
NOT CLASSIFIED											
DNC	30	SRM	John BUSSEY	Elva Mk VII	21	41:35.370	14 laps	4 laps	69.70	1:52.484	12
DNC	17	SRM	TRIMMER / WATTS	Lotus 30	20	35:27.278	15 laps	1 lap	77.87	1:40.029	11
DNC	40	SRM	KJALLGREN / LITTLEJOHN	Ford GT40 (C)	19	37:29.777	16 laps	1 lap	69.95	1:45.509	11
DNC	71	SRM	HENDERSON / WILLIAMS	Ford GT40	2	6:14.603	33 laps	17 laps	44.22		
FASTEST LAP											
2	SRM	WILLS / TWYMAN	McLaren M1B	4	1:37.161	85.25 mph	137.19 kph				
16	SRM	JOLLY / FARTHING	Cooper T61M	12	1:40.262	82.61 mph	132.95 kph				
13	SRM	Shaun LYNN	Ford GT40	12	1:41.037	81.98 mph	131.93 kph				
8	SRM	SMITH / WILLS	Elva MK8	11	1:41.145	81.89 mph	131.79 kph				
23	SRM	PEARSON J / PEARSON G	Lotus 23B	32	1:41.934	81.25 mph	130.77 kph				

Weather / Track : Sunny / Dry

These results are provisional until the conclusion of any judicial and technical matters.

Brands Hatch GP

Circuit Length = 2.3009 miles

Start: 11:35 End: 12:38

Clerk of Course :	Timekeeper :
-------------------	--------------

Sports Racing Masters

RACE 5 - LAP CHART

Lap 1			Lap 2			Lap 3			Lap 4			Lap 5		
No	Behind	Laptime	No	Behind	Laptime	No	Behind	Laptime	No	Behind	Laptime	No	Behind	Laptime
2		1:42.900	2		1:38.985	2		1:38.176	2		1:37.161	2		1:39.171
17	2.283	1:45.183	17	4.451	1:41.153	17	8.204	1:41.929	17	12.515	1:41.472	17	15.265	1:41.921
16	3.554	1:46.454	16	5.626	1:41.057	16	8.984	1:41.534	16	13.036	1:41.213	16	16.443	1:42.578
88	3.864	1:46.764	88	6.367	1:41.488	88	9.773	1:41.582	88	13.840	1:41.228	88	16.742	1:42.073
65	5.100	1:48.000	65	7.325	1:41.210	65	10.432	1:41.283	65	14.388	1:41.117	65	17.420	1:42.203
13	6.499	1:49.399	13	9.482	1:41.968	13	13.283	1:41.977	13	17.864	1:41.742	13	20.637	1:41.944
8	7.101	1:50.001	8	10.113	1:41.997	8	13.879	1:41.942	8	18.981	1:42.263	8	21.786	1:41.976
86	7.631	1:50.531	86	11.629	1:42.983	86	16.127	1:42.674	86	21.898	1:42.932	86	25.705	1:42.978
71	10.036	1:52.936	23	16.358	1:44.589	23	22.801	1:44.619	23	30.094	1:44.454	23	35.190	1:44.267
23	10.754	1:53.654	91	22.070	1:48.491	91	30.441	1:46.547	91	41.429	1:48.149	91	48.825	1:46.567
40	12.553	1:55.453	40	23.492	1:49.924	40	33.005	1:47.689	40	42.714	1:46.870	40	50.254	1:46.711
91	12.564	1:55.464	89	25.666	1:49.702	89	37.414	1:49.924	89	51.057	1:50.804	89	1:01.682	1:49.796
89	14.949	1:57.849	30	36.238	1:55.237	30	53.142	1:55.080	30	1:10.858	1:54.877	30	1:25.968	1:54.281
30	19.986	2:02.886	26	41.574	1:58.288	26	1:01.477	1:58.079	26	1:20.647	1:56.331	67	1:35.926	1:54.070
26	22.271	2:05.171	3	45.382	1:57.987	3	1:04.118	1:56.912	67	1:21.027	1:53.595	26	1:37.371	1:55.895
3	26.380	2:09.280	67	48.348	1:53.691	67	1:04.593	1:54.421	3	1:24.075	1:57.118			
67	33.642	2:16.542	21	56.765	1:56.645	21	1:13.970	1:55.381	21	1:31.032	1:54.223			
21	39.105	2:22.005				71	1 LAP	4:21.667						

Weather / Track : Sunny / Dry

Brands Hatch GP
Circuit Length = 2.3009 miles
Start: 11:35 End: 12:38

Sports Racing Masters

RACE 5 - LAP CHART

Lap 6			Lap 7			Lap 8			Lap 9			Lap 10		
No	Behind	Laptime	No	Behind	Laptime	No	Behind	Laptime	No	Behind	Laptime	No	Behind	Laptime
2		1:38.622	2		1:38.240	2		1:37.532	2		1:37.368	2		1:37.861
3	1 LAP	1:55.886	30	1 LAP	1:53.487	30	1 LAP	1:54.657	16	29.962	1:41.170	89	1 LAP	1:49.852
21	1 LAP	1:54.737	67	1 LAP	1:54.080	17	24.648	1:41.139	17	30.076	1:42.796	17	33.251	1:41.036
17	17.316	1:40.673	26	1 LAP	1:54.630	16	26.160	1:41.578	65	31.953	1:40.508	16	34.648	1:42.547
16	18.743	1:40.922	3	1 LAP	1:55.819	88	28.325	1:42.591	88	32.879	1:41.922	65	34.910	1:40.818
88	19.335	1:41.215	17	21.041	1:41.965	65	28.813	1:42.528	13	36.146	1:41.679	88	35.509	1:40.491
65	20.077	1:41.279	16	22.114	1:41.611	13	31.835	1:42.528	30	1 LAP	1:56.192	13	39.694	1:41.409
13	23.542	1:41.527	88	23.266	1:42.171	67	1 LAP	1:57.352	8	38.751	1:42.050	8	42.293	1:41.403
8	25.194	1:42.030	65	23.817	1:41.980	8	34.069	1:43.167	86	48.572	1:43.720	86	54.385	1:43.674
86	31.046	1:43.963	21	1 LAP	1:56.738	26	1 LAP	1:58.720	67	1 LAP	1:55.153	30	1 LAP	1:54.268
23	40.590	1:44.022	13	26.839	1:41.537	3	1 LAP	1:58.957	26	1 LAP	1:56.098	67	1 LAP	1:53.497
91	56.052	1:45.849	8	28.434	1:41.480	86	42.220	1:43.403	3	1 LAP	1:54.812	23	1:07.302	1:45.435
40	57.530	1:45.898	86	36.349	1:43.543	21	1 LAP	1:56.448	23	59.728	1:44.097	26	1 LAP	1:55.911
89	1:12.632	1:49.572	23	46.696	1:44.346	23	52.999	1:43.835	21	1 LAP	1:54.732	3	1 LAP	1:55.672
			91	1:03.722	1:45.910	91	1:12.610	1:46.420	91	1:21.910	1:46.668	21	1 LAP	1:54.438
			40	1:05.297	1:46.007	40	1:13.410	1:45.645	40	1:22.558	1:46.516	40	1:30.724	1:46.027
			89	1:24.346	1:49.954	89	1:36.125	1:49.311				91	1:31.353	1:47.304

Weather / Track : Sunny / Dry

Brands Hatch GP
 Circuit Length = 2.3009 miles
 Start: 11:35 End: 12:38

Sports Racing Masters

RACE 5 - LAP CHART

Lap 11			Lap 12			Lap 13			Lap 14			Lap 15		
No	Behind	Laptime	No	Behind	Laptime	No	Behind	Laptime	No	Behind	Laptime	No	Behind	Laptime
2		1:37.562	2		1:38.287	2		1:39.714	65		1:41.816	17		1:41.153
89	1 LAP	1:48.688	40	1 LAP	1:45.509	40	1 LAP	1:45.837	88	0.496	1:41.852	65	0.834	1:42.594
17	35.718	1:40.029	91	1 LAP	1:46.653	26	2 LAPS	1:56.482	17	0.607	1:42.602	88	1.188	1:42.452
16	37.618	1:40.532	89	1 LAP	1:48.182	91	1 LAP	1:46.823	13	6.175	1:41.577	13	6.976	1:42.561
65	37.972	1:40.624	17	37.975	1:40.544	3	2 LAPS	1:54.978	89	1 LAP	1:49.644	8	24.338	1:42.581
88	38.828	1:40.881	16	39.593	1:40.262	21	2 LAPS	1:57.784	8	23.517	1:43.143	86	31.657	1:43.640
13	43.565	1:41.433	65	40.117	1:40.432	16	41.117	1:41.238	86	29.777	1:43.155	2	39.502	1:45.450
8	45.876	1:41.145	88	40.792	1:40.251	17	41.333	1:43.072	2	35.812	2:59.140	23	1 LAP	1:49.493
86	1:00.767	1:43.944	13	46.315	1:41.037	65	41.512	1:41.109	23	1 LAP	3:15.872	30	1 LAP	1:53.936
30	1 LAP	1:53.108	8	48.773	1:41.184	88	41.972	1:40.894	30	1 LAP	1:53.060	91	1:20.717	1:45.663
23	1:15.950	1:46.210	86	1:06.162	1:43.682	89	1 LAP	1:53.524	91	1:16.814	1:45.646	40	1:23.136	1:45.965
67	1 LAP	1:54.115	23	1:24.703	1:47.040	13	47.926	1:41.325	40	1:18.931	1:47.797	16	1:24.541	1:45.065
26	1 LAP	1:54.336	30	1 LAP	1:52.617	8	1:03.702	1:54.643	16	1:21.236	3:03.447	21	2 LAPS	3:25.125
3	1 LAP	1:54.354	67	1 LAP	1:54.532	86	1:09.950	1:43.502	67	1 LAP	1:54.328	67	1 LAP	1:54.332
21	1 LAP	1:55.258				30	1 LAP	1:52.484	26	1 LAP	1:53.622			
						40	1:54.462	1:47.955	3	1 LAP	1:53.193			
						91	1:54.496	1:45.230						
						67	1 LAP	1:57.347						

Weather / Track : Sunny / Dry

Brands Hatch GP
Circuit Length = 2.3009 miles
Start: 11:35 End: 12:38

Sports Racing Masters

RACE 5 - LAP CHART

Lap 16			Lap 17			Lap 18			Lap 19			Lap 20		
No	Behind	Laptime	No	Behind	Laptime	No	Behind	Laptime	No	Behind	Laptime	No	Behind	Laptime
17		1:42.330	17		1:41.396	65		1:41.706	88		1:42.583	2		1:40.778
89	2 LAPS	3:12.801	65	0.984	1:41.410	88	0.725	1:41.991	13	1 LAP	1:56.772	89	2 LAPS	1:49.076
65	0.970	1:42.466	88	1.424	1:40.626	30	2 LAPS	1:53.694	21	3 LAPS	1:48.888	86	1 LAP	1:43.917
88	2.194	1:43.336	21	3 LAPS	1:54.296	21	3 LAPS	1:48.034	8	26.747	1:44.909	3	2 LAPS	1:52.517
26	2 LAPS	1:53.482	26	2 LAPS	1:54.430	89	2 LAPS	1:48.553	89	2 LAPS	1:50.321	23	1 LAP	1:43.174
3	2 LAPS	1:53.547	89	2 LAPS	1:56.700	8	25.146	1:42.939	2	31.786	1:41.534	88	46.730	2:59.294
13	6.231	1:41.585	3	2 LAPS	1:54.865	26	2 LAPS	1:53.675	3	2 LAPS	1:53.013	16	51.313	1:41.946
8	24.076	1:42.068	67	2 LAPS	2:00.695	3	2 LAPS	1:53.108	86	1 LAP	1:46.868	91	1 LAP	3:12.479
86	31.695	1:42.368	8	24.897	1:42.217	67	2 LAPS	1:53.790	67	2 LAPS	1:54.750	17	58.323	1:40.623
2	37.616	1:40.444	2	36.091	1:39.871	2	33.560	1:40.159	23	1 LAP	1:42.827	65	1:01.530	1:46.505
23	1 LAP	1:43.171	23	1 LAP	1:43.023	86	1 LAP	3:28.523	16	1:21.931	1:41.555	30	2 LAPS	1:59.877
91	1:24.940	1:46.553	16	1:25.334	1:41.580	23	1 LAP	1:42.701	65	1:27.589	3:10.897	13	1:25.654	1:45.289
16	1:25.150	1:42.939	91	1:31.378	1:47.834	40	1 LAP	3:09.544	17	1:30.264	1:47.886	8	1:32.091	3:17.908
40	1:27.972	1:47.166	13	1:35.405	3:10.570	16	1:23.684	1:41.040	30	2 LAPS	3:18.850	21	2 LAPS	1:46.662
30	1 LAP	1:54.116				17	1:25.686	3:08.376	13	1:52.929	1:46.750	67	2 LAPS	3:10.205
						91	1:37.509	1:48.821	21	2 LAPS	1:46.748			
									26	2 LAPS	3:17.212			

Weather / Track : Sunny / Dry

Brands Hatch GP
 Circuit Length = 2.3009 miles
 Start: 11:35 End: 12:38

Sports Racing Masters
RACE 5 - LAP CHART

Lap 21			Lap 22			Lap 23			Lap 24			Lap 25		
No	Behind	Laptime	No	Behind	Laptime	No	Behind	Laptime	No	Behind	Laptime	No	Behind	Laptime
2		1:39.811	2		1:40.961	2		1:41.476	2		1:41.560	2		1:42.261
26	3 LAPS	1:59.353	21	3 LAPS	1:48.262	8	1 LAP	1:44.190	8	1 LAP	1:42.638	8	1 LAP	1:41.955
86	1 LAP	1:42.943	86	1 LAP	1:42.463	21	3 LAPS	1:47.148	21	3 LAPS	1:48.193	86	1 LAP	1:42.551
89	2 LAPS	1:48.876	67	3 LAPS	2:01.271	30	3 LAPS	1:54.575	86	1 LAP	1:42.806	21	3 LAPS	1:48.271
23	1 LAP	1:43.848	26	3 LAPS	1:54.230	86	1 LAP	1:42.432	30	3 LAPS	1:53.341	23	1 LAP	1:42.479
88	52.306	1:45.387	89	2 LAPS	1:48.172	23	1 LAP	1:44.236	23	1 LAP	1:42.685	89	2 LAPS	1:47.922
65	1:03.833	1:42.114	23	1 LAP	1:42.764	89	2 LAPS	1:49.982	89	2 LAPS	1:48.236	67	3 LAPS	1:50.828
91	1 LAP	1:52.110	3	3 LAPS	3:35.180	67	3 LAPS	1:54.717	67	3 LAPS	1:52.718	26	3 LAPS	1:53.452
16	1:13.992	2:02.490	88	54.828	1:43.483	26	3 LAPS	1:53.856	26	3 LAPS	1:53.289	88	57.600	1:42.162
13	1:29.763	1:43.920	65	1:05.113	1:42.241	3	3 LAPS	2:00.233	88	57.699	1:43.366	65	1:05.842	1:42.225
30	2 LAPS	1:54.747	91	1 LAP	1:45.684	88	55.893	1:42.541	3	3 LAPS	1:53.904	16	1:11.124	1:40.846
8	1:40.740	1:48.460	16	1:13.295	1:40.264	65	1:05.687	1:42.050	65	1:05.878	1:41.751	3	3 LAPS	1:53.842
			13	1:32.356	1:43.554	16	1:12.781	1:40.962	16	1:12.539	1:41.318	91	1 LAP	1:45.641
						91	1 LAP	1:47.115	91	1 LAP	1:45.719	13	1:39.633	1:44.813
						13	1:34.065	1:43.185	13	1:37.081	1:44.576			

Weather / Track : Sunny / Dry

Brands Hatch GP
 Circuit Length = 2.3009 miles
 Start: 11:35 End: 12:38

Sports Racing Masters
RACE 5 - LAP CHART

Lap 26			Lap 27			Lap 28			Lap 29			Lap 30		
No	Behind	Laptime	No	Behind	Laptime	No	Behind	Laptime	No	Behind	Laptime	No	Behind	Laptime
2		1:42.810	2		1:43.499	2		1:44.034	2		1:43.341	2		1:42.870
8	1 LAP	1:42.271	13	1 LAP	1:47.703	13	1 LAP	1:45.004	13	1 LAP	1:44.791	13	1 LAP	1:42.826
21	3 LAPS	1:48.771	23	1 LAP	1:44.502	23	1 LAP	1:44.326	3	4 LAPS	1:54.695	26	4 LAPS	1:58.915
23	1 LAP	1:43.617	21	3 LAPS	1:53.031	21	3 LAPS	1:50.560	23	1 LAP	1:42.996	3	4 LAPS	1:53.990
86	1 LAP	2:07.811	86	1 LAP	1:44.982	86	1 LAP	1:42.547	86	1 LAP	1:42.629	23	1 LAP	1:41.968
89	2 LAPS	1:48.974	89	2 LAPS	1:51.039	88	1:00.832	1:44.440	21	3 LAPS	1:49.947	86	1 LAP	1:41.503
88	59.423	1:44.633	88	1:00.426	1:44.502	89	2 LAPS	1:51.995	88	1:00.887	1:43.396	21	3 LAPS	1:49.496
67	3 LAPS	1:53.581	65	1:08.474	1:45.521	65	1:07.312	1:42.872	65	1:05.519	1:41.548	88	1:00.839	1:42.822
65	1:06.452	1:43.420	67	3 LAPS	1:54.829	67	3 LAPS	1:53.131	89	2 LAPS	1:49.092	65	1:04.050	1:41.401
26	3 LAPS	1:55.068	26	3 LAPS	1:57.976	91	1 LAP	1:47.411	67	3 LAPS	1:51.128	89	2 LAPS	1:47.846
3	3 LAPS	1:55.714	91	1 LAP	1:47.734	26	3 LAPS	1:59.052	91	1 LAP	1:46.404	67	3 LAPS	1:52.062
91	1 LAP	1:47.377	3	3 LAPS	1:55.404									

Sports Racing Masters
RACE 5 - LAP CHART

Lap 31			Lap 32			Lap 33			Lap 34			Lap 35		
No	Behind	Laptime	No	Behind	Laptime	No	Behind	Laptime	No	Behind	Laptime	No	Behind	Laptime
2		1:43.660	2		1:43.735	2		1:44.174	2		1:44.319	2		1:45.713
91	2 LAPS	1:47.581	13	1 LAP	1:44.646	13	1 LAP	1:44.106	13	1 LAP	1:42.152	13	1 LAP	1:43.464
13	1 LAP	1:43.938	91	2 LAPS	1:48.444	91	2 LAPS	1:46.532	91	2 LAPS	1:45.554	91	2 LAPS	1:45.911
26	4 LAPS	1:58.272	67	4 LAPS	1:54.724	67	4 LAPS	1:53.064	67	4 LAPS	1:51.022	23	1 LAP	1:43.436
3	4 LAPS	1:52.720	23	1 LAP	1:43.507	23	1 LAP	1:41.934	23	1 LAP	1:42.461	67	4 LAPS	1:53.538
23	1 LAP	1:43.013	3	4 LAPS	1:52.858	86	1 LAP	1:43.070	86	1 LAP	1:42.142	86	1 LAP	1:42.343
86	1 LAP	1:42.460	86	1 LAP	1:42.112	3	4 LAPS	1:54.251	88	52.927	1:43.788	88	49.905	1:42.691
88	57.835	1:40.656	26	4 LAPS	2:00.897	88	53.458	1:42.523	65	56.686	1:43.603	65	1:01.327	1:50.354
21	3 LAPS	1:48.033	88	55.109	1:41.009	65	57.402	1:41.718	3	4 LAPS	1:56.521	3	4 LAPS	1:55.525
65	1:01.127	1:40.737	65	59.858	1:42.466	26	4 LAPS	2:00.257	26	4 LAPS	1:58.555	21	3 LAPS	1:48.915
89	2 LAPS	1:48.022	21	3 LAPS	1:49.037	21	3 LAPS	1:49.551	21	3 LAPS	1:47.947	26	4 LAPS	1:57.726
			89	2 LAPS	1:48.534	89	2 LAPS	1:48.312	89	2 LAPS	1:48.275	89	2 LAPS	1:48.207

Weather / Track : Sunny / Dry

Brands Hatch GP
 Circuit Length = 2.3009 miles
 Start: 11:35 End: 12:38

Interserie Revival

QUALIFYING - RACE 3 - CLASSIFICATION

POS	NO	CL	NAME	ENTRY	TIME	ON	LAPS	GAP	DIFF	MPH
1	5	De C:	Rob HALL	Matra MS670B	1:26.060	10	10			96.24
2	9	Can /	Frank BRADLEY	March 717	1:27.096	6	9	1.036	1.036	95.10
3	3	De C:	Abba KOGAN	Matra MS670B	1:28.489	9	9	2.429	1.393	93.60
4	15	De C:	Mike WRIGLEY	March 755	1:28.690	8	9	2.630	0.201	93.39
5	1	De C:	Leo VOYAZIDES	Lola T280	1:30.942	13	14	4.882	2.252	91.08
6	17	Can /	Michiel CAMPAGNE	McLaren M8F	1:34.706	5	10	8.646	3.764	87.46
7	13	2A	Shaun LYNN	Ford Capri	1:39.723	5	6	13.663	5.017	83.06
8	29	Redm	Alexander LIENAU	Chevron B19	1:44.711	5	5	18.651	4.988	79.10
9	11	2A	Georg KJALLGREN	BMW 3.5 CSL Batmobile		0	0			
10	12	2A	John FITZPATRICK	BMW 3.5 CSL Batmobile		0	0			

Weather / Track : Sunny / Dry

These results are provisional until the conclusion of any judicial and technical matters.

Brands Hatch GP

Circuit Length = 2.3009 miles

Start: 13:40 End: 14:04

Clerk of Course :

Timekeeper :

Interserie Revival


QUALIFYING - RACE 3 - LAP ANALYSIS

1	Leo VOYAZIDES		Cade Lola T280				
1 -	1:49.776	+ 18.834	13:41:55.940	8 -	1:32.172	+ 1.230	13:52:57.092
2 -	1:35.245	+ 4.303	13:43:31.185	9 -	1:43.640	+ 12.698	13:54:40.732
3 -	1:33.826	+ 2.884	13:45:05.011	10 -	1:30.991	+ 0.049	13:56:11.723
4 -	1:43.473	+ 12.531	13:46:48.484	11 -	1:31.004	+ 0.062	13:57:42.727
5 -	1:32.209	+ 1.267	13:48:20.693	12 -	1:33.472	+ 2.530	13:59:16.199
6 -	1:32.263	+ 1.321	13:49:52.956	13 -	1:30.942		14:00:47.141
7 -	1:31.964	+ 1.022	13:51:24.920	14 -	1:31.083	+ 0.141	14:02:18.224
3	Abba KOGAN		Cade Matra MS670B				
1 -	1:57.608	+ 29.119	13:43:26.508	6 -	1:30.128	+ 1.639	13:51:08.885
2 -	1:38.420	+ 9.931	13:45:04.928	7 -	1:28.789	+ 0.300	13:52:37.674
3 -	1:31.250	+ 2.761	13:46:36.178	8 -	1:29.180	+ 0.691	13:54:06.854
4 -	1:32.152	+ 3.663	13:48:08.330	9 -	1:28.489		13:55:35.343
5 -	1:30.427	+ 1.938	13:49:38.757				
5	Rob HALL		Cade Matra MS670B				
1 -	2:04.679	+ 38.619	13:43:25.577	6 -	1:38.407	+ 12.347	13:51:08.098
2 -	1:37.275	+ 11.215	13:45:02.852	7 -	1:29.181	+ 3.121	13:52:37.279
3 -	1:29.544	+ 3.484	13:46:32.396	8 -	1:28.873	+ 2.813	13:54:06.152
4 -	1:29.601	+ 3.541	13:48:01.997	9 -	1:26.445	+ 0.385	13:55:32.597
5 -	1:27.694	+ 1.634	13:49:29.691	10 -	1:26.060		13:56:58.657
9	Frank BRADLEY		ian Ar March 717				
1 -	2:03.182	+ 36.086	13:47:20.722	6 -	1:27.096		13:54:47.895
2 -	1:34.006	+ 6.910	13:48:54.728	7 -	1:27.541	+ 0.445	13:56:15.436
3 -	1:29.971	+ 2.875	13:50:24.699	8 -	1:28.803	+ 1.707	13:57:44.239
4 -	1:28.057	+ 0.961	13:51:52.756	9 -	1:28.960	+ 1.864	13:59:13.199
5 -	1:28.043	+ 0.947	13:53:20.799				
11	Georg KJALLGREN		2A BMW 3.5 CSL Batmobile				
12	John FITZPATRICK		2A BMW 3.5 CSL Batmobile				
13	Shaun LYNN		2A Ford Capri				
1 -	1:58.608	+ 18.885	13:44:11.057	4 -	1:40.541	+ 0.818	13:50:56.620
2 -	3:17.671 P	+ 1:37.948	13:47:28.728	5 -	1:39.723		13:52:36.343
3 -	1:47.351	+ 7.628	13:49:16.079	6 -	1:40.624	+ 0.901	13:54:16.967
15	Mike WRIGLEY		Cade March 755				
1 -	1:42.813	+ 14.123	13:47:04.903	6 -	4:16.552 P	+ 2:47.862	13:58:25.760
2 -	1:31.030	+ 2.340	13:48:35.933	7 -	1:39.153	+ 10.463	14:00:04.913
3 -	1:29.980	+ 1.290	13:50:05.913	8 -	1:28.690		14:01:33.603
4 -	2:16.749 P	+ 48.059	13:52:22.662	9 -	1:28.842	+ 0.152	14:03:02.445
5 -	1:46.546	+ 17.856	13:54:09.208				
17	Michiel CAMPAGNE		ian Ar McLaren M8F				
1 -	3:12.112	+ 1:37.406	13:44:39.542	6 -	1:35.904	+ 1.198	13:52:56.588
2 -	1:50.728	+ 16.022	13:46:30.270	7 -	3:27.308 P	+ 1:52.602	13:56:23.896
3 -	1:40.329	+ 5.623	13:48:10.599	8 -	1:52.961	+ 18.255	13:58:16.857
4 -	1:35.379	+ 0.673	13:49:45.978	9 -	1:35.354	+ 0.648	13:59:52.211
5 -	1:34.706		13:51:20.684	10 -	1:34.733	+ 0.027	14:01:26.944
29	Alexander LIENAU		edma Chevron B19				
1 -	2:09.584	+ 24.873	13:42:23.839	4 -	1:45.511	+ 0.800	13:48:01.243
2 -	1:51.169	+ 6.458	13:44:15.008	5 -	1:44.711		13:49:45.954
3 -	2:00.724	+ 16.013	13:46:15.732				

Weather / Track : Sunny / Dry

Brands Hatch GP
Circuit Length = 2.3009 miles
Start: 13:40 End: 14:04

Interserie Revival
RACE 3 - GRID

ROW 5	0.000 11 Georg KJALLGREN	0.000 12 John FITZPATRICK
ROW 4	1:39.723 13 Shaun LYNN	1:44.711 29 Alexander LIENAU
ROW 3	1:30.942 1 Leo VOYAZIDES	1:34.706 17 Michiel CAMPAGNE
ROW 2	1:28.489 3 Abba KOGAN	1:28.690 15 Mike WRIGLEY
ROW 1	1:26.060 5 Rob HALL	1:27.096 9 Frank BRADLEY
Pole		
		

Brands Hatch GP
 Circuit Length = 2.3009 miles

These results are provisional until the conclusion of any judicial and technical matters.

Clerk of Course :		Timekeeper :

Interserie Revival

RACE 3 - CLASSIFICATION

POS	NO	CL	NAME	ENTRY	LAPS	TIME	GAP	DIFF	MPH	BEST	ON
1	5	De Ct	Rob HALL	Matra MS670B	15	25:19.925			81.74	1:27.521	4
2	15	De Ct	Mike WRIGLEY	March 755	15	25:26.085	6.160	6.160	81.41	1:29.427	6
3	3	De Ct	Abba KOGAN	Matra MS670B	15	25:26.769	6.844	0.684	81.37	1:28.735	6
4	29	Redm	Alexander LIENAU	Chevron B19	14	26:18.746	1 lap	1 lap	73.45	1:39.465	6
NOT CLASSIFIED											
DNF	9	Can /	Frank BRADLEY	March 717	11	19:15.441	4 laps	3 laps	78.85	1:27.839	6
DNF	13	2A	Shaun LYNN	Ford Capri	5	8:38.497	10 laps	6 laps	79.87	1:41.712	4
FASTEST LAP											
5	De Ct	Rob HALL	Matra MS670B	4	1:27.521			94.64 mph		152.31 kph	
9	Can /	Frank BRADLEY	March 717	6	1:27.839			94.29 mph		151.75 kph	
29	Redm	Alexander LIENAU	Chevron B19	6	1:39.465			83.27 mph		134.02 kph	
13	2A	Shaun LYNN	Ford Capri	4	1:41.712			81.43 mph		131.06 kph	

Weather / Track : Sunny / Dry
 These results are provisional until the conclusion of any judicial and technical matters.

Brands Hatch GP
 Circuit Length = 2.3009 miles
 Start: 17:52 End: 18:19

Clerk of Course :		Timekeeper :
-------------------	--	--------------

Interserie Revival
RACE 3 - LAP CHART

Lap 1			Lap 2			Lap 3			Lap 4			Lap 5		
No	Behind	Laptime	No	Behind	Laptime	No	Behind	Laptime	No	Behind	Laptime	No	Behind	Laptime
5		1:34.999	5		1:28.312	5		1:27.530	5		1:27.521	5		1:28.104
9	0.312	1:35.311	9	0.133	1:28.133	9	1.086	1:28.483	9	2.926	1:29.361	9	3.759	1:28.937
15	2.274	1:37.273	15	3.940	1:29.978	15	6.585	1:30.175	15	8.845	1:29.781	15	10.924	1:30.183
3	4.471	1:39.470	3	8.341	1:32.182	3	11.184	1:30.373	3	13.502	1:29.839	3	14.422	1:29.024
29	11.041	1:46.040	29	22.973	1:40.244	29	35.722	1:40.279	29	48.312	1:40.111	29	1:00.152	1:39.944
13	12.406	1:47.405	13	26.448	1:42.354	13	41.337	1:42.419	13	55.528	1:41.712	13	1:12.031	1:44.607

Weather / Track : Sunny / Dry

Brands Hatch GP
 Circuit Length = 2.3009 miles
 Start: 17:52 End: 18:19

Interserie Revival
RACE 3 - LAP CHART

Lap 6			Lap 7			Lap 8			Lap 9			Lap 10		
No	Behind	Laptime	No	Behind	Laptime	No	Behind	Laptime	No	Behind	Laptime	No	Behind	Laptime
5		1:28.671	5		1:29.277	5		1:29.550	5		2:16.951	5		2:35.924
9	2.927	1:27.839	9	4.123	1:30.473	9	7.505	1:32.932	29	1 LAP	2:18.978	29	1 LAP	2:36.104
15	11.680	1:29.427	15	12.626	1:30.223	15	14.137	1:31.061	9	1.514	2:10.960	9	2.158	2:36.568
3	14.486	1:28.735	3	16.931	1:31.722	3	19.376	1:31.995	15	2.787	2:05.601	15	2.871	2:36.008
29	1:10.946	1:39.465	29	1:28.537	1:46.868				3	3.912	2:01.487	3	4.016	2:36.028

Weather / Track : Sunny / Dry

Brands Hatch GP
 Circuit Length = 2.3009 miles
 Start: 17:52 End: 18:19

Interserie Revival
RACE 3 - LAP CHART


Lap 11			Lap 12			Lap 13			Lap 14			Lap 15		
No	Behind	Laptime	No	Behind	Laptime	No	Behind	Laptime	No	Behind	Laptime	No	Behind	Laptime
5		2:26.325	5		1:29.541	5		1:31.470	5		1:32.349	5		1:33.401
9	2.277	2:26.444	3	8.835	1:35.327	3	9.034	1:31.669	3	8.200	1:31.515	15	6.160	1:31.238
15	2.805	2:26.259	15	9.076	1:35.812	15	9.296	1:31.690	15	8.323	1:31.376	3	6.844	1:32.045
3	3.049	2:25.358	29	1 LAP	1:45.798	29	1 LAP	1:46.644	29	1 LAP	1:45.848	29	1 LAP	1:44.070
29	1 LAP	2:28.353												

Weather / Track : Sunny / Dry

Brands Hatch GP
 Circuit Length = 2.3009 miles
 Start: 17:52 End: 18:19

Interserie Revival

RACE 8 - GRID

ROW 4	11 Georg KJALLGREN	17 Michiel CAMPAGNE
ROW 3	9 Frank BRADLEY	13 Shaun LYNN
ROW 2	3 Abba KOGAN	29 Alexander LIENAU
ROW 1	5 Rob HALL	15 Mike WRIGLEY
Pole		
		

Brands Hatch GP
Circuit Length = 2.3009 miles

These results are provisional until the conclusion of any judicial and technical matters.

Clerk of Course :		Timekeeper :
-------------------	--	--------------

Interserie Revival

RACE 8 - CLASSIFICATION

POS	NO	CL	NAME	ENTRY	LAPS	TIME	GAP	DIFF	MPH	BEST	ON
1	5	De C:	Rob HALL	Matra MS670B	12	19:55.164			83.16	1:26.832	12
2	15	De C:	Mike WRIGLEY	March 755	12	20:04.566	9.402	9.402	82.51	1:29.445	3
3	17	Can /	Michiel CAMPAGNE	McLaren M8F	12	20:09.328	14.164	4.762	82.19	1:31.879	10
4	29	Redm:	Alexander LIENAU	Chevron B19	12	21:24.302	1:29.138	1:14.974	77.39	1:40.577	11
5	13	2A	Shaun LYNN	Ford Capri	11	20:20.922	1 lap	1 lap	74.62	1:44.055	11
6	11	2A	Georg KJALLGREN	BMW 3.5 CSL Batmobile	11	20:25.778	1 lap	4.856	74.33	1:46.739	11
NOT CLASSIFIED											
DNF	3	De C:	Abba KOGAN	Matra MS670B	3	4:39.390	9 laps	8 laps	88.94	1:29.595	2
NC	9	Can /	Frank BRADLEY	March 717	12	19:54.202			83.23	1:26.974	12
FASTEST LAP											
5	De C:	Rob HALL	Matra MS670B	12	1:26.832			95.39 mph	153.51 kph		
9	Can /	Frank BRADLEY	March 717	12	1:26.974			95.23 mph	153.26 kph		
29	Redm:	Alexander LIENAU	Chevron B19	11	1:40.577			82.35 mph	132.53 kph		
13	2A	Shaun LYNN	Ford Capri	11	1:44.055			79.60 mph	128.10 kph		

Car No 9 - Not Classified - Not running at Red Flag

Weather / Track : Bright / Dry

These results are provisional until the conclusion of any judicial and technical matters.

Brands Hatch GP

Circuit Length = 2.3009 miles

Start: 16:08 End: 16:32

Clerk of Course :		Timekeeper :	
-------------------	--	--------------	--

Interserie Revival
RACE 8 - LAP CHART

Lap 1			Lap 2			Lap 3			Lap 4			Lap 5		
No	Behind	Laptime	No	Behind	Laptime	No	Behind	Laptime	No	Behind	Laptime	No	Behind	Laptime
5		1:36.643	5		1:28.508	5		1:28.838	5		1:28.595	5		1:30.551
15	0.994	1:37.637	15	2.768	1:30.282	15	3.375	1:29.445	9	4.765	1:29.669	9	3.366	1:29.152
9	1.615	1:38.258	9	2.960	1:29.853	9	3.691	1:29.569	15	4.896	1:30.116	15	5.451	1:31.106
3	2.464	1:39.107	3	3.551	1:29.595	3	5.401	1:30.688	17	21.133	1:35.068	17	27.348	1:36.766
17	6.366	1:43.009	17	10.826	1:32.968	17	14.660	1:32.672	29	54.337	1:42.874	29	1:10.786	1:47.000
29	14.333	1:50.976	29	27.584	1:41.759	29	40.058	1:41.312	13	1:23.103	1:47.907	13	1:45.076	1:52.524
11	21.699	1:58.342	13	42.993	1:49.435	13	1:03.791	1:49.636	11	1:26.033	1:50.077	11	1:47.808	1:52.326
13	22.066	1:58.709	11	43.581	1:50.390	11	1:04.551	1:49.808						

Car No 9 - Not Classified - Not running at Red Flag

Weather / Track : Bright / Dry

Brands Hatch GP
 Circuit Length = 2.3009 miles
 Start: 16:08 End: 16:32

Interserie Revival
RACE 8 - LAP CHART

Lap 6			Lap 7			Lap 8			Lap 9			Lap 10		
No	Behind	Laptime	No	Behind	Laptime	No	Behind	Laptime	No	Behind	Laptime	No	Behind	Laptime
5		2:05.047	5		1:42.712	5		2:04.054	5		2:05.938	5		1:27.667
9	0.767	2:02.448	9	0.354	1:42.299	9	0.368	2:04.068	9	0.404	2:05.974	9	0.394	1:27.657
15	1.555	2:01.151	15	2.071	1:43.228	15	1.450	2:03.433	15	1.570	2:06.058	15	4.109	1:30.206
17	13.322	1:51.021	17	15.164	1:44.554	17	1.947	1:50.837	17	1.949	2:05.940	17	6.161	1:31.879
29	58.083	1:52.344	29	1:35.786	2:20.415	29	1:14.892	1:43.160	29	51.032	1:42.078	29	1:04.115	1:40.750
13	1:32.826	1:52.797	13	1:40.550	1:50.436	13	1:29.321	1:52.825	13	1:16.463	1:53.080			
11	1:33.875	1:51.114	11	1:48.311	1:57.148	11	1:33.240	1:48.983	11	1:16.800	1:49.498			

Car No 9 - Not Classified - Not running at Red Flag

Weather / Track : Bright / Dry

Brands Hatch GP
 Circuit Length = 2.3009 miles
 Start: 16:08 End: 16:32

Interserie Revival
RACE 8 - LAP CHART

Lap 11			Lap 12		
No	Behind	Laptime	No	Behind	Laptime
9		1:28.281	9		1:26.974
5	1.104	1:29.779	5	0.962	1:26.832
15	6.496	1:31.062	15	10.364	1:30.842
17	9.467	1:31.981	17	15.126	1:32.633
13	1 LAP	1:49.518	13	1 LAP	1:44.055
11	1 LAP	1:51.353	11	1 LAP	1:46.739
29	1:16.017	1:40.577	29	1:30.100	1:41.057

Car No 9 - Not Classified - Not running at Red Flag

Weather / Track : Bright / Dry

Brands Hatch GP
Circuit Length = 2.3009 miles
Start: 16:08 End: 16:32

Interserie Revival

RACE 8 - CLASSIFICATION

POS	NO	CL	NAME	ENTRY	LAPS	TIME	GAP	DIFF	MPH	BEST	ON
1	5	De C:	Rob HALL	Matra MS670B	12	19:55.164			83.16	1:26.832	12
2	15	De C:	Mike WRIGLEY	March 755	12	20:04.566	9.402	9.402	82.51	1:29.445	3
3	17	Can /	Michiel CAMPAGNE	McLaren M8F	12	20:09.328	14.164	4.762	82.19	1:31.879	10
4	29	Redm:	Alexander LIENAU	Chevron B19	12	21:24.302	1:29.138	1:14.974	77.39	1:40.577	11
5	13	2A	Shaun LYNN	Ford Capri	11	20:20.922	1 lap	1 lap	74.62	1:44.055	11
6	11	2A	Georg KJALLGREN	BMW 3.5 CSL Batmobile	11	20:25.778	1 lap	4.856	74.33	1:46.739	11
NOT CLASSIFIED											
DNF	3	De C:	Abba KOGAN	Matra MS670B	3	4:39.390	9 laps	8 laps	88.94	1:29.595	2
NC	9	Can /	Frank BRADLEY	March 717	12	19:54.202			83.23	1:26.974	12
FASTEST LAP											
5	De C:	Rob HALL	Matra MS670B	12	1:26.832			95.39 mph	153.51 kph		
9	Can /	Frank BRADLEY	March 717	12	1:26.974			95.23 mph	153.26 kph		
29	Redm:	Alexander LIENAU	Chevron B19	11	1:40.577			82.35 mph	132.53 kph		
13	2A	Shaun LYNN	Ford Capri	11	1:44.055			79.60 mph	128.10 kph		

Car No 9 - Not Classified - Not running at Red Flag

Weather / Track : Bright / Dry

These results are provisional until the conclusion of any judicial and technical matters.

Brands Hatch GP

Circuit Length = 2.3009 miles

Start: 16:08 End: 16:32

Clerk of Course :

Timekeeper :

Interserie Revival

RACE 8 - CLASSIFICATION

POS	NO	CL	NAME	ENTRY	LAPS	TIME	GAP	DIFF	MPH	BEST	ON
1	5	De C:	Rob HALL	Matra MS670B	12	19:55.164			83.16	1:26.832	12
2	15	De C:	Mike WRIGLEY	March 755	12	20:04.566	9.402	9.402	82.51	1:29.445	3
3	17	Can /	Michiel CAMPAGNE	McLaren M8F	12	20:09.328	14.164	4.762	82.19	1:31.879	10
4	29	Redm:	Alexander LIENAU	Chevron B19	12	21:24.302	1:29.138	1:14.974	77.39	1:40.577	11
5	13	2A	Shaun LYNN	Ford Capri	11	20:20.922	1 lap	1 lap	74.62	1:44.055	11
6	11	2A	Georg KJALLGREN	BMW 3.5 CSL Batmobile	11	20:25.778	1 lap	4.856	74.33	1:46.739	11
NOT CLASSIFIED											
DNF	3	De C:	Abba KOGAN	Matra MS670B	3	4:39.390	9 laps	8 laps	88.94	1:29.595	2
NC	9	Can /	Frank BRADLEY	March 717	12	19:54.202			83.23	1:26.974	12
FASTEST LAP											
5	De C:	Rob HALL	Matra MS670B	12	1:26.832		95.39 mph	153.51 kph			
9	Can /	Frank BRADLEY	March 717	12	1:26.974		95.23 mph	153.26 kph			
29	Redm:	Alexander LIENAU	Chevron B19	11	1:40.577		82.35 mph	132.53 kph			
13	2A	Shaun LYNN	Ford Capri	11	1:44.055		79.60 mph	128.10 kph			

Car No 9 - Not Classified - Not running at Red Flag

Weather / Track : Bright / Dry

These results are provisional until the conclusion of any judicial and technical matters.

Brands Hatch GP

Circuit Length = 2.3009 miles

Start: 16:08 End: 16:32

Clerk of Course :

Timekeeper :

Interserie Revival

RACE 8 - CLASSIFICATION

POS	NO	CL	NAME	ENTRY	LAPS	TIME	GAP	DIFF	MPH	BEST	ON
1	5	De C:	Rob HALL	Matra MS670B	12	19:55.164			83.16	1:26.832	12
2	15	De C:	Mike WRIGLEY	March 755	12	20:04.566	9.402	9.402	82.51	1:29.445	3
3	17	Can /	Michiel CAMPAGNE	McLaren M8F	12	20:09.328	14.164	4.762	82.19	1:31.879	10
4	29	Redm:	Alexander LIENAU	Chevron B19	12	21:24.302	1:29.138	1:14.974	77.39	1:40.577	11
5	13	2A	Shaun LYNN	Ford Capri	11	20:20.922	1 lap	1 lap	74.62	1:44.055	11
6	11	2A	Georg KJALLGREN	BMW 3.5 CSL Batmobile	11	20:25.778	1 lap	4.856	74.33	1:46.739	11
NOT CLASSIFIED											
DNF	3	De C:	Abba KOGAN	Matra MS670B	3	4:39.390	9 laps	8 laps	88.94	1:29.595	2
NC	9	Can /	Frank BRADLEY	March 717	12	19:54.202			83.23	1:26.974	12
FASTEST LAP											
5	De C:	Rob HALL	Matra MS670B	12	1:26.832			95.39 mph	153.51 kph		
9	Can /	Frank BRADLEY	March 717	12	1:26.974			95.23 mph	153.26 kph		
29	Redm:	Alexander LIENAU	Chevron B19	11	1:40.577			82.35 mph	132.53 kph		
13	2A	Shaun LYNN	Ford Capri	11	1:44.055			79.60 mph	128.10 kph		

Car No 9 - Not Classified - Not running at Red Flag

Weather / Track : Bright / Dry

These results are provisional until the conclusion of any judicial and technical matters.

Brands Hatch GP

Circuit Length = 2.3009 miles

Start: 16:08 End: 16:32

Clerk of Course :		Timekeeper :	
-------------------	--	--------------	--

Gentlemen Drivers

QUALIFICATION - RACE 4 - CLASSIFICATION - AMENDED

POS	NO	CL	NAME	ENTRY	TIME	ON	LAPS	GAP	DIFF	MPH
1	46	C3	WHITAKER / REUBEN	TVR Griffith	1:44.461	6	17			79.29
2	71	C3	WILLS / TWYMAN	Bizzarrini 5300 GT	1:45.649	6	12	1.188	1.188	78.40
3	13	C3	Shaun LYNN	AC Cobra	1:45.767	11	14	1.306	0.118	78.31
4	19	C3	CHILES Snr / CHILES Jnr	AC Cobra	1:45.887	14	15	1.426	0.120	78.22
5	81	C3	TANDY / STRETTON	Jaguar E-Type	1:46.402	7	17	1.941	0.515	77.84
6	53	C3	PEARSON J / PEARSON G	Jaguar E-Type	1:46.444	6	17	1.983	0.042	77.81
7	48	C2	SCHRYVER / HADFIELD	Lotus Elan 26R	1:47.181	13	17	2.720	0.737	77.28
8	37	A2	WALKER P / WRIGHT	Lotus II Le Mans	1:47.274	13	13	2.813	0.093	77.21
9	68	C2	COX / METHLEY	Marcos 1800GT	1:48.235	15	16	3.774	0.961	76.52
10	1	C2	TICE / CONOLEY	Marcos 1800GT	1:48.488	17	17	4.027	0.253	76.35
11	36	C2	WALKER S / FLUX	Lotus Elan 26R	1:48.637	15	16	4.176	0.149	76.24
12	72	C3	Jamie BOOT	Jaguar E-Type	1:49.106	15	15	4.645	0.469	75.91
13	98	C1	GATHERCOLE D / GATHERCOLE I	Lotus Elan Series 1	1:49.269	7	13	4.808	0.163	75.80
14	26	C3	SHUCKBURGH / HALES	Jaguar E-Type	1:50.471	5	8	6.010	1.202	74.98
15	90	C3	MAHMOUD / AUDI	Jaguar E-Type	1:50.497	6	16	6.036	0.026	74.96
16	65	C2	Peter THOMPSON	Marcos 1800GT	1:50.758	15	15	6.297	0.261	74.78
17	73	C2	CLARKSON / WILLIAMS	Austin Healey 3000 Mk1	1:52.308	7	16	7.847	1.550	73.75
18	70	C2	GRACE / WELCH	Austin Healey 3000 Mk I	1:52.605	7	17	8.144	0.297	73.55
19	27	B2	NAISMITH / YOUNG	Aston Martin DB4	1:52.747	16	17	8.286	0.142	73.46
20	63	C1	SANDILANDS / SMITH	MGB	1:53.317	14	16	8.856	0.570	73.09
21	50	C2	SMITHIES / BRONSON	Austin Healey 3000 Mk I	1:53.500	16	16	9.039	0.183	72.97
22	77	C3	BLOOHN / NUNN	TVR Griffith	1:53.626	15	16	9.165	0.126	72.89
23	10	C2	WETHERELL / CAMPBELL	Triumph TR4	1:54.241	7	16	9.780	0.615	72.50
24	75	C2	HENDERSO / GRANT PETERKIN	Austin Healey 3000 MkII	1:54.559	15	15	10.098	0.318	72.30
25	23	C1	BANKHURST / MAYDON	TVR Grantura Mk III	1:56.502	4	5	12.041	1.943	71.09
26	20	C3	DITHERIDGE / BRONSON	Jaguar E-Type	1:56.746	2	14	12.285	0.244	70.95
27	18	C1	CARESANI / KOOY	Porsche 911	1:56.949	5	16	12.488	0.203	70.82
28	35	C1	ADAMS P / ADAMS B	Turner Mk 11	1:57.337	8	16	12.876	0.388	70.59
29	74	C1	AYLETT / FARRALL	Diva GT	1:57.751	15	16	13.290	0.414	70.34
30	67	C2	FOSTER / BREWER	Triumph TR4	1:58.228	15	16	13.767	0.477	70.06
31	17	C3	Gavin HENDERSON	AC Cobra	1:59.086	13	13	14.625	0.858	69.55
32	22	C3	GOMM / KEITH-LUCAS A	Jaguar E-Type	1:59.954	15	15	15.493	0.868	69.05
33	58	C3	MAHMOUD / BUSTROS	Ford Shelby Mustang GT350	2:00.038	6	16	15.577	0.084	69.00
34	92	A2	COOKE / DOWD	Cooper T39 Bobtail	2:00.236	4	8	15.775	0.198	68.89
35	84	C1	HITCH / SMITH	MG B	2:04.258	4	15	19.797	4.022	66.66
36	64	C1	GREEN D / GREEN M	MGB	2:04.390	5	11	19.929	0.132	66.59
37	94	C1	Peter MALLETT	MG B Roadster	2:08.164	11	14	23.703	3.774	64.62
38	97	C3	LOUISODER / LAMBERTY	Jaguar E-Type	2:30.575	14	14	46.114	22.411	55.01
39	2	C3	VOYAZIDES / HADFIELD	AC Cobra		0	1			
40	33	C3	MINSHAW / STRETTON	Jaguar E-Type		0	1			

Car No's 23 & 92 need working transponders - Q.12.2.1

Car No 97 - 30 seconds added to Qualifying time - C.1.1.5

Weather / Track : Sunny / Dry

These results are provisional until the conclusion of any judicial and technical matters.

Brands Hatch GP

Circuit Length = 2.3009 miles

Start: 14:25 End: 15:02

Clerk of Course :	Timekeeper :
-------------------	--------------

Gentlemen Drivers

QUALIFICATION - RACE 4 - LAP ANALYSIS

1	TICE / CONOLEY		C2 Marcos 1800GT				
1 -	2:06.693	+ 18.205	14:27:52.831	10 -	2:21.949	+ 33.461	14:47:47.468
2 -	1:56.579	+ 8.091	14:29:49.410	11 -	2:23.363	+ 34.875	14:50:10.831
3 -	2:10.741	+ 22.253	14:32:00.151	12 -	1:54.296	+ 5.808	14:52:05.127
4 -	2:11.856	+ 23.368	14:34:12.007	13 -	1:50.354	+ 1.866	14:53:55.481
5 -	1:53.455	+ 4.967	14:36:05.462	14 -	1:50.027	+ 1.539	14:55:45.508
6 -	1:52.942	+ 4.454	14:37:58.404	15 -	1:49.353	+ 0.865	14:57:34.861
7 -	1:52.149	+ 3.661	14:39:50.553	16 -	1:49.327	+ 0.839	14:59:24.188
8 -	3:13.667 P	+ 1:25.179	14:43:04.220	17 -	1:48.488		15:01:12.676
9 -	2:21.299	+ 32.811	14:45:25.519				
2	VOYAZIDES / HADFIELD		C3 AC Cobra				
1 -	1:52.589	3 - 3:59:02.187	14:27:08.535				
10	WETHERELL / CAMPBELL		C2 Triumph TR4				
1 -	2:04.395	+ 10.154	14:27:13.146	9 -	4:38.065 P	+ 2:43.824	14:46:10.110
2 -	1:55.408	+ 1.167	14:29:08.554	10 -	2:25.541	+ 31.300	14:48:35.651
3 -	2:13.301	+ 19.060	14:31:21.855	11 -	2:22.779	+ 28.538	14:50:58.430
4 -	2:27.871	+ 33.630	14:33:49.726	12 -	1:56.491	+ 2.250	14:52:54.921
5 -	1:56.331	+ 2.090	14:35:46.057	13 -	1:55.923	+ 1.682	14:54:50.844
6 -	1:55.801	+ 1.560	14:37:41.858	14 -	1:55.329	+ 1.088	14:56:46.173
7 -	1:54.241		14:39:36.099	15 -	1:55.189	+ 0.948	14:58:41.362
8 -	1:55.946	+ 1.705	14:41:32.045	16 -	1:55.667	+ 1.426	15:00:37.029
13	Shaun LYNN		C3 AC Cobra				
1 -	2:02.116	+ 16.349	14:27:30.744	8 -	6:26.272 P	+ 4:40.505	14:49:57.459
2 -	1:53.442	+ 7.675	14:29:24.186	9 -	1:52.767	+ 7.000	14:51:50.226
3 -	6:14.974 P	+ 4:29.207	14:35:39.160	10 -	1:48.083	+ 2.316	14:53:38.309
4 -	2:10.266	+ 24.499	14:37:49.426	11 -	1:45.767		14:55:24.076
5 -	1:56.723	+ 10.956	14:39:46.149	12 -	1:54.034	+ 8.267	14:57:18.110
6 -	1:53.376	+ 7.609	14:41:39.525	13 -	1:46.455	+ 0.688	14:59:04.565
7 -	1:51.662	+ 5.895	14:43:31.187	14 -	1:46.227	+ 0.460	15:00:50.792
17	Gavin HENDERSON		C3 AC Cobra				
1 -	2:10.180	+ 11.094	14:28:31.782	8 -	8:13.494 P	+ 6:14.408	14:50:28.698
2 -	3:22.415 P	+ 1:23.329	14:31:54.197	9 -	2:11.454	+ 12.368	14:52:40.152
3 -	2:12.447	+ 13.361	14:34:06.644	10 -	2:01.308	+ 2.222	14:54:41.460
4 -	2:01.999	+ 2.913	14:36:08.643	11 -	1:59.584	+ 0.498	14:56:41.044
5 -	2:04.516	+ 5.430	14:38:13.159	12 -	2:05.488	+ 6.402	14:58:46.532
6 -	2:01.341	+ 2.255	14:40:14.500	13 -	1:59.086		15:00:45.618
7 -	2:00.704	+ 1.618	14:42:15.204				
18	CARESANI / KOOY		C1 Porsche 911				
1 -	2:10.286	+ 13.337	14:27:53.890	9 -	2:16.205	+ 19.256	14:46:23.731
2 -	1:58.080	+ 1.131	14:29:51.970	10 -	2:12.664	+ 15.715	14:48:36.395
3 -	2:10.541	+ 13.592	14:32:02.511	11 -	2:27.123	+ 30.174	14:51:03.518
4 -	2:10.634	+ 13.685	14:34:13.145	12 -	2:00.175	+ 3.226	14:53:03.693
5 -	1:56.949		14:36:10.094	13 -	2:01.115	+ 4.166	14:55:04.808
6 -	3:45.403 P	+ 1:48.454	14:39:55.497	14 -	2:01.265	+ 4.316	14:57:06.073
7 -	2:09.520	+ 12.571	14:42:05.017	15 -	2:01.026	+ 4.077	14:59:07.099
8 -	2:02.509	+ 5.560	14:44:07.526	16 -	1:59.823	+ 2.874	15:01:06.922
19	CHILES Snr / CHILES Jnr		C3 AC Cobra				
1 -	2:02.700	+ 16.813	14:28:33.283	9 -	2:22.776	+ 36.889	14:50:09.359
2 -	3:56.077 P	+ 2:10.190	14:32:29.360	10 -	1:49.751	+ 3.864	14:51:59.110
3 -	2:10.524	+ 24.637	14:34:39.884	11 -	1:47.833	+ 1.946	14:53:46.943
4 -	1:49.874	+ 3.987	14:36:29.758	12 -	1:47.183	+ 1.296	14:55:34.126
5 -	1:47.985	+ 2.098	14:38:17.743	13 -	1:46.369	+ 0.482	14:57:20.495
6 -	4:42.624 P	+ 2:56.737	14:43:00.367	14 -	1:45.887		14:59:06.382
7 -	2:24.288	+ 38.401	14:45:24.655	15 -	1:48.653	+ 2.766	15:00:55.035
8 -	2:21.928	+ 36.041	14:47:46.583				

Car No's 23 & 92 need working transponders - Q.12.2.1

Weather / Track : Sunny / Dry

Brands Hatch GP
Circuit Length = 2.3009 miles
Start: 14:25 End: 15:02

Gentlemen Drivers

QUALIFICATION - RACE 4 - LAP ANALYSIS

20	DITHERIDGE / BRONSON		C3 Jaguar E-Type				
1 -	2:07.151	+ 10.405	14:27:31.428	8 -	2:21.082	+ 24.336	14:47:38.869
2 -	1:56.746		14:29:28.174	9 -	2:27.071	+ 30.325	14:50:05.940
3 -	5:03.994 P	+ 3:07.248	14:34:32.168	10 -	2:09.134	+ 12.388	14:52:15.074
4 -	3:46.007	+ 1:49.261	14:38:18.175	11 -	2:01.579	+ 4.833	14:54:16.653
5 -	2:22.302	+ 25.556	14:40:40.477	12 -	2:01.399	+ 4.653	14:56:18.052
6 -	2:10.521	+ 13.775	14:42:50.998	13 -	1:59.931	+ 3.185	14:58:17.983
7 -	2:26.789	+ 30.043	14:45:17.787	14 -	1:59.370	+ 2.624	15:00:17.353
22	GOMM / KEITH-LUCAS A		C3 Jaguar E-Type				
1 -	2:16.898	+ 16.944	14:28:15.079	9 -	2:19.889	+ 19.935	14:48:42.685
2 -	3:17.271 P	+ 1:17.317	14:31:32.350	10 -	2:26.490	+ 26.536	14:51:09.175
3 -	2:26.719	+ 26.765	14:33:59.069	11 -	2:04.547	+ 4.593	14:53:13.722
4 -	2:03.570	+ 3.616	14:36:02.639	12 -	2:04.208	+ 4.254	14:55:17.930
5 -	2:04.320	+ 4.366	14:38:06.959	13 -	2:03.163	+ 3.209	14:57:21.093
6 -	2:01.640	+ 1.686	14:40:08.599	14 -	2:00.407	+ 0.453	14:59:21.500
7 -	2:02.454	+ 2.500	14:42:11.053	15 -	1:59.954		15:01:21.454
8 -	4:11.743 P	+ 2:11.789	14:46:22.796				
23	BANKHURST / MAYDON		C1 TVR Grantura Mk III				
1 -	2:01.995	+ 5.493	14:29:33.554	4 -	1:56.502		14:36:38.780
2 -	2:58.446 P	+ 1:01.944	14:32:32.000	5 -	2:00.048	+ 3.546	14:38:38.828
3 -	2:10.278	+ 13.776	14:34:42.278				
26	SHUCKBURGH / HALES		C3 Jaguar E-Type				
1 -	2:10.445	+ 19.974	14:28:46.277	5 -	1:50.471		14:37:09.884
2 -	2:03.300	+ 12.829	14:30:49.577	6 -	1:51.274	+ 0.803	14:39:01.158
3 -	2:32.086	+ 41.615	14:33:21.663	7 -	5:11.334 P	+ 3:20.863	14:44:12.492
4 -	1:57.750	+ 7.279	14:35:19.413	8 -	2:12.044	+ 21.573	14:46:24.536
27	NAISMITH / YOUNG		B2 Aston Martin DB4				
1 -	2:03.105	+ 10.358	14:27:47.968	10 -	2:26.224	+ 33.477	14:47:55.164
2 -	1:56.607	+ 3.860	14:29:44.575	11 -	2:20.465	+ 27.718	14:50:15.629
3 -	2:00.249	+ 7.502	14:31:44.824	12 -	1:55.582	+ 2.835	14:52:11.211
4 -	2:14.295	+ 21.548	14:33:59.119	13 -	1:56.759	+ 4.012	14:54:07.970
5 -	1:54.203	+ 1.456	14:35:53.322	14 -	1:54.101	+ 1.354	14:56:02.071
6 -	1:54.015	+ 1.268	14:37:47.337	15 -	1:53.562	+ 0.815	14:57:55.633
7 -	1:53.505	+ 0.758	14:39:40.842	16 -	1:52.747		14:59:48.380
8 -	1:53.898	+ 1.151	14:41:34.740	17 -	1:54.130	+ 1.383	15:01:42.510
9 -	3:54.200 P	+ 2:01.453	14:45:28.940				
33	MINSHAW / STRETTON		C3 Jaguar E-Type				
1 -	1:53.803	3 - 3:59:00.973	14:27:08.995				
35	ADAMS P / ADAMS B		C1 Turner Mk 11				
1 -	2:13.402	+ 16.065	14:27:31.323	9 -	3:34.464 P	+ 1:37.127	14:45:24.879
2 -	2:04.318	+ 6.981	14:29:35.641	10 -	2:25.970	+ 28.633	14:47:50.849
3 -	2:05.251	+ 7.914	14:31:40.892	11 -	2:23.660	+ 26.323	14:50:14.509
4 -	2:16.450	+ 19.113	14:33:57.342	12 -	2:06.701	+ 9.364	14:52:21.210
5 -	2:00.015	+ 2.678	14:35:57.357	13 -	2:05.410	+ 8.073	14:54:26.620
6 -	1:57.882	+ 0.545	14:37:55.239	14 -	2:05.565	+ 8.228	14:56:32.185
7 -	1:57.839	+ 0.502	14:39:53.078	15 -	2:02.811	+ 5.474	14:58:34.996
8 -	1:57.337		14:41:50.415	16 -	2:03.804	+ 6.467	15:00:38.800
36	WALKER S / FLUX		C2 Lotus Elan 26R				
1 -	2:04.594	+ 15.957	14:27:40.885	9 -	2:09.555	+ 20.918	14:45:33.911
2 -	2:02.474	+ 13.837	14:29:43.359	10 -	2:19.969	+ 31.332	14:47:53.880
3 -	2:57.558 P	+ 1:08.921	14:32:40.917	11 -	2:19.567	+ 30.930	14:50:13.447
4 -	2:22.975	+ 34.338	14:35:03.892	12 -	1:20.466 P	+ -28.171	14:51:33.913
5 -	1:49.353	+ 0.716	14:36:53.245	13 -	1:54.436	+ 5.799	14:53:28.349
6 -	2:40.427 P	+ 51.790	14:39:33.672	14 -	1:49.021	+ 0.384	14:55:17.370
7 -	2:00.366	+ 11.729	14:41:34.038	15 -	1:48.637		14:57:06.007

Car No's 23 & 92 need working transponders - Q.12.2.1

Weather / Track : Sunny / Dry

Brands Hatch GP
Circuit Length = 2.3009 miles
Start: 14:25 End: 15:02

Gentlemen Drivers

QUALIFICATION - RACE 4 - LAP ANALYSIS

8 -	1:50.318	+ 1.681	14:43:24.356	16 -	3:22.422 P	+ 1:33.785	15:00:28.429	
37	WALKER P / WRIGHT		A2 Lotus II Le Mans					
1 -	2:04.098	+ 16.824	14:27:57.764	8 -	2:21.541	+ 34.267	14:45:27.305	
2 -	1:56.435	+ 9.161	14:29:54.199	9 -	2:22.437	+ 35.163	14:47:49.742	
3 -	2:09.669	+ 22.395	14:32:03.868	10 -	2:20.542	+ 33.268	14:50:10.284	
4 -	2:09.309	+ 22.035	14:34:13.177	11 -	1:51.244	+ 3.970	14:52:01.528	
5 -	1:49.791	+ 2.517	14:36:02.968	12 -	1:47.506	+ 0.232	14:53:49.034	
6 -	1:49.630	+ 2.356	14:37:52.598	13 -	1:47.274		14:55:36.308	
7 -	5:13.166 P	+ 3:25.892	14:43:05.764					
46	WHITAKER / REUBEN		C3 TVR Griffith					
1 -	2:00.037	+ 15.576	14:27:26.352	10 -	2:21.130	+ 36.669	14:47:38.098	
2 -	1:46.657	+ 2.196	14:29:13.009	11 -	2:24.292	+ 39.831	14:50:02.390	
3 -	2:09.785	+ 25.324	14:31:22.794	12 -	1:46.782	+ 2.321	14:51:49.172	
4 -	2:27.252	+ 42.791	14:33:50.046	13 -	1:48.188	+ 3.727	14:53:37.360	
5 -	1:50.388	+ 5.927	14:35:40.434	14 -	1:45.647	+ 1.186	14:55:23.007	
6 -	1:44.461		14:37:24.895	15 -	1:52.598	+ 8.137	14:57:15.605	
7 -	3:03.679 P	+ 1:19.218	14:40:28.574	16 -	1:49.569	+ 5.108	14:59:05.174	
8 -	2:17.837	+ 33.376	14:42:46.411	17 -	1:54.642	+ 10.181	15:00:59.816	
9 -	2:30.557	+ 46.096	14:45:16.968					
48	SCHRYVER / HADFIELD		C2 Lotus Elan 26R					
1 -	2:04.300	+ 17.119	14:27:29.350	10 -	2:30.873	+ 43.692	14:47:17.622	
2 -	1:51.181	+ 4.000	14:29:20.531	11 -	2:20.057	+ 32.876	14:49:37.679	
3 -	2:03.277	+ 16.096	14:31:23.808	12 -	1:47.608	+ 0.427	14:51:25.287	
4 -	2:28.441	+ 41.260	14:33:52.249	13 -	1:47.181		14:53:12.468	
5 -	1:50.507	+ 3.326	14:35:42.756	14 -	1:47.892	+ 0.711	14:55:00.360	
6 -	1:51.785	+ 4.604	14:37:34.541	15 -	1:48.276	+ 1.095	14:56:48.636	
7 -	1:48.918	+ 1.737	14:39:23.459	16 -	1:49.000	+ 1.819	14:58:37.636	
8 -	2:56.934 P	+ 1:09.753	14:42:20.393	17 -	1:47.212	+ 0.031	15:00:24.848	
9 -	2:26.356	+ 39.175	14:44:46.749					
50	SMITHIES / BRONSON		C2 Austin Healey 3000 Mk I					
1 -	2:01.982	+ 8.482	14:28:05.219	9 -	4:49.775 P	+ 2:56.275	14:46:42.435	
2 -	1:58.425	+ 4.925	14:30:03.644	10 -	2:05.195	+ 11.695	14:48:47.630	
3 -	2:08.453	+ 14.953	14:32:12.097	11 -	2:18.588	+ 25.088	14:51:06.218	
4 -	2:02.628	+ 9.128	14:34:14.725	12 -	1:53.965	+ 0.465	14:53:00.183	
5 -	1:53.839	+ 0.339	14:36:08.564	13 -	1:53.507	+ 0.007	14:54:53.690	
6 -	1:54.360	+ 0.860	14:38:02.924	14 -	1:55.720	+ 2.220	14:56:49.410	
7 -	1:56.118	+ 2.618	14:39:59.042	15 -	1:53.891	+ 0.391	14:58:43.301	
8 -	1:53.618	+ 0.118	14:41:52.660	16 -	1:53.500		15:00:36.801	
53	PEARSON J / PEARSON G		C3 Jaguar E-Type					
1 -	1:57.471	+ 11.027	14:27:37.128	10 -	2:15.087	+ 28.643	14:47:19.373	
2 -	1:55.089	+ 8.645	14:29:32.217	11 -	2:19.008	+ 32.564	14:49:38.381	
3 -	2:00.186	+ 13.742	14:31:32.403	12 -	1:56.567	+ 10.123	14:51:34.948	
4 -	2:23.153	+ 36.709	14:33:55.556	13 -	1:54.753	+ 8.309	14:53:29.701	
5 -	1:47.521	+ 1.077	14:35:43.077	14 -	1:52.402	+ 5.958	14:55:22.103	
6 -	1:46.444		14:37:29.521	15 -	1:54.686	+ 8.242	14:57:16.789	
7 -	1:46.820	+ 0.376	14:39:16.341	16 -	1:52.538	+ 6.094	14:59:09.327	
8 -	3:17.478 P	+ 1:31.034	14:42:33.819	17 -	1:53.352	+ 6.908	15:01:02.679	
9 -	2:30.467	+ 44.023	14:45:04.286					
58	MAHMOUD / BUSTROS		C3 Ford Shelby Mustang GT350					
1 -	2:16.112	+ 16.074	14:27:30.223	9 -	3:38.445 P	+ 1:38.407	14:45:41.146	
2 -	2:04.569	+ 4.531	14:29:34.792	10 -	2:38.964	+ 38.926	14:48:20.110	
3 -	2:05.647	+ 5.609	14:31:40.439	11 -	2:18.678	+ 18.640	14:50:38.788	
4 -	2:16.141	+ 16.103	14:33:56.580	12 -	2:07.680	+ 7.642	14:52:46.468	
5 -	2:02.161	+ 2.123	14:35:58.741	13 -	2:03.790	+ 3.752	14:54:50.258	
6 -	2:00.038		14:37:58.779	14 -	2:06.935	+ 6.897	14:56:57.193	
7 -	2:02.417	+ 2.379	14:40:01.196	15 -	2:02.149	+ 2.111	14:58:59.342	
8 -	2:01.505	+ 1.467	14:42:02.701	16 -	2:04.267	+ 4.229	15:01:03.609	

Car No's 23 & 92 need working transponders - Q.12.2.1

Weather / Track : Sunny / Dry

Brands Hatch GP
Circuit Length = 2.3009 miles
Start: 14:25 End: 15:02

Gentlemen Drivers

QUALIFICATION - RACE 4 - LAP ANALYSIS

63	SANDILANDS / SMITH		C1 MGB				
1 -	2:15.159	+ 21.842	14:28:24.264	9 -	2:11.758	+ 18.441	14:46:25.638
2 -	2:09.643	+ 16.326	14:30:33.907	10 -	2:11.110	+ 17.793	14:48:36.748
3 -	2:10.511	+ 17.194	14:32:44.418	11 -	2:26.991	+ 33.674	14:51:03.739
4 -	2:07.892	+ 14.575	14:34:52.310	12 -	1:53.816	+ 0.499	14:52:57.555
5 -	2:06.596	+ 13.279	14:36:58.906	13 -	1:54.092	+ 0.775	14:54:51.647
6 -	2:06.368	+ 13.051	14:39:05.274	14 -	1:53.317		14:56:44.964
7 -	2:06.182	+ 12.865	14:41:11.456	15 -	1:55.923	+ 2.606	14:58:40.887
8 -	3:02.424 P	+ 1:09.107	14:44:13.880	16 -	1:54.488	+ 1.171	15:00:35.375
64	GREEN D / GREEN M		C1 MGB				
1 -	2:16.701	+ 12.311	14:28:35.095	7 -	3:58.340 P	+ 1:53.950	14:43:35.368
2 -	2:14.222	+ 9.832	14:30:49.317	8 -	2:23.440	+ 19.050	14:45:58.808
3 -	2:30.585	+ 26.195	14:33:19.902	9 -	2:29.969	+ 25.579	14:48:28.777
4 -	2:07.503	+ 3.113	14:35:27.405	10 -	2:20.397	+ 16.007	14:50:49.174
5 -	2:04.390		14:37:31.795	11 -	5:15.875 P	+ 3:11.485	14:56:05.049
6 -	2:05.233	+ 0.843	14:39:37.028				
65	Peter THOMPSON		C2 Marcos 1800GT				
1 -	2:06.965	+ 16.207	14:28:27.420	9 -	2:35.523	+ 44.765	14:48:21.259
2 -	2:02.933	+ 12.175	14:30:30.353	10 -	2:15.504	+ 24.746	14:50:36.763
3 -	3:44.344 P	+ 1:53.586	14:34:14.697	11 -	1:51.774	+ 1.016	14:52:28.537
4 -	2:02.063	+ 11.305	14:36:16.760	12 -	1:52.407	+ 1.649	14:54:20.944
5 -	1:53.666	+ 2.908	14:38:10.426	13 -	1:50.881	+ 0.123	14:56:11.825
6 -	1:53.360	+ 2.602	14:40:03.786	14 -	1:52.587	+ 1.829	14:58:04.412
7 -	1:54.281	+ 3.523	14:41:58.067	15 -	1:50.758		14:59:55.170
8 -	3:47.669 P	+ 1:56.911	14:45:45.736				
67	FOSTER / BREWER		C2 Triumph TR4				
1 -	2:13.319	+ 15.091	14:28:01.426	9 -	2:20.372	+ 22.144	14:47:18.669
2 -	2:07.316	+ 9.088	14:30:08.742	10 -	2:19.468	+ 21.240	14:49:38.137
3 -	2:05.513	+ 7.285	14:32:14.255	11 -	1:58.956	+ 0.728	14:51:37.093
4 -	2:02.072	+ 3.844	14:34:16.327	12 -	2:00.762	+ 2.534	14:53:37.855
5 -	2:02.302	+ 4.074	14:36:18.629	13 -	1:59.068	+ 0.840	14:55:36.923
6 -	1:58.621	+ 0.393	14:38:17.250	14 -	1:59.349	+ 1.121	14:57:36.272
7 -	2:00.089	+ 1.861	14:40:17.339	15 -	1:58.228		14:59:34.500
8 -	4:40.958 P	+ 2:42.730	14:44:58.297	16 -	2:02.009	+ 3.781	15:01:36.509
68	COX / METHLEY		C2 Marcos 1800GT				
1 -	2:06.822	+ 18.587	14:30:04.698	9 -	2:22.503	+ 34.268	14:47:48.889
2 -	2:07.934	+ 19.699	14:32:12.632	10 -	2:22.474	+ 34.239	14:50:11.363
3 -	2:02.827	+ 14.592	14:34:15.459	11 -	1:54.517	+ 6.282	14:52:05.880
4 -	1:54.749	+ 6.514	14:36:10.208	12 -	1:49.929	+ 1.694	14:53:55.809
5 -	1:54.017	+ 5.782	14:38:04.225	13 -	1:49.291	+ 1.056	14:55:45.100
6 -	1:55.731	+ 7.496	14:39:59.956	14 -	1:48.529	+ 0.294	14:57:33.629
7 -	3:07.450 P	+ 1:19.215	14:43:07.406	15 -	1:48.235		14:59:21.864
8 -	2:18.980	+ 30.745	14:45:26.386	16 -	1:48.413	+ 0.178	15:01:10.277
70	GRACE / WELCH		C2 Austin Healey 3000 Mk I				
1 -	2:03.607	+ 11.002	14:27:09.154	10 -	2:23.066	+ 30.461	14:47:45.552
2 -	1:57.108	+ 4.503	14:29:06.262	11 -	2:23.947	+ 31.342	14:50:09.499
3 -	2:14.618	+ 22.013	14:31:20.880	12 -	2:00.671	+ 8.066	14:52:10.170
4 -	2:28.319	+ 35.714	14:33:49.199	13 -	1:58.636	+ 6.031	14:54:08.806
5 -	1:53.727	+ 1.122	14:35:42.926	14 -	1:54.064	+ 1.459	14:56:02.870
6 -	1:52.607	+ 0.002	14:37:35.533	15 -	1:53.443	+ 0.838	14:57:56.313
7 -	1:52.605		14:39:28.138	16 -	1:52.839	+ 0.234	14:59:49.152
8 -	3:33.525 P	+ 1:40.920	14:43:01.663	17 -	1:53.872	+ 1.267	15:01:43.024
9 -	2:20.823	+ 28.218	14:45:22.486				
71	WILLS / TWYMAN		C3 Bizzarrini 5300 GT				
1 -	1:52.939	+ 7.290	14:26:59.850	7 -	1:46.428	+ 0.779	14:41:30.450
2 -	1:46.764	+ 1.115	14:28:46.614	8 -	4:21.196 P	+ 2:35.547	14:45:51.646

Car No's 23 & 92 need working transponders - Q.12.2.1

Weather / Track : Sunny / Dry

Brands Hatch GP
Circuit Length = 2.3009 miles
Start: 14:25 End: 15:02

Gentlemen Drivers

QUALIFICATION - RACE 4 - LAP ANALYSIS

3 -	5:30.515 P	+ 3:44.866	14:34:17.129	9 -	2:36.122	+ 50.473	14:48:27.768
4 -	1:54.233	+ 8.584	14:36:11.362	10 -	2:13.616	+ 27.967	14:50:41.384
5 -	1:47.011	+ 1.362	14:37:58.373	11 -	1:51.009	+ 5.360	14:52:32.393
6 -	1:45.649		14:39:44.022	12 -	1:51.448	+ 5.799	14:54:23.841
72	Jamie BOOT		C3 Jaguar E-Type				
1 -	2:16.190	+ 27.084	14:27:53.512	9 -	5:13.001 P	+ 3:23.895	14:49:07.904
2 -	2:09.638	+ 20.532	14:30:03.150	10 -	2:02.905	+ 13.799	14:51:10.809
3 -	4:08.387 P	+ 2:19.281	14:34:11.537	11 -	1:51.454	+ 2.348	14:53:02.263
4 -	2:07.622	+ 18.516	14:36:19.159	12 -	1:50.043	+ 0.937	14:54:52.306
5 -	1:53.486	+ 4.380	14:38:12.645	13 -	1:49.931	+ 0.825	14:56:42.237
6 -	1:52.898	+ 3.792	14:40:05.543	14 -	1:50.602	+ 1.496	14:58:32.839
7 -	1:52.882	+ 3.776	14:41:58.425	15 -	1:49.106		15:00:21.945
8 -	1:56.478	+ 7.372	14:43:54.903				
73	CLARKSON / WILLIAMS		C2 Austin Healey 3000 Mk1				
1 -	2:01.848	+ 9.540	14:27:31.902	9 -	5:14.671 P	+ 3:22.363	14:46:44.224
2 -	1:59.168	+ 6.860	14:29:31.070	10 -	2:04.454	+ 12.146	14:48:48.678
3 -	1:59.768	+ 7.460	14:31:30.838	11 -	2:16.862	+ 24.554	14:51:05.540
4 -	2:24.191	+ 31.883	14:33:55.029	12 -	1:53.039	+ 0.731	14:52:58.579
5 -	1:54.180	+ 1.872	14:35:49.209	13 -	1:53.119	+ 0.811	14:54:51.698
6 -	1:54.412	+ 2.104	14:37:43.621	14 -	1:53.140	+ 0.832	14:56:44.838
7 -	1:52.308		14:39:35.929	15 -	1:53.918	+ 1.610	14:58:38.756
8 -	1:53.624	+ 1.316	14:41:29.553	16 -	1:52.920	+ 0.612	15:00:31.676
74	AYLETT / FARRALL		C1 Diva GT				
1 -	2:11.575	+ 13.824	14:28:17.174	9 -	2:21.513	+ 23.762	14:47:40.135
2 -	2:09.860	+ 12.109	14:30:27.034	10 -	2:26.706	+ 28.955	14:50:06.841
3 -	2:07.308	+ 9.557	14:32:34.342	11 -	1:59.249	+ 1.498	14:52:06.090
4 -	2:04.311	+ 6.560	14:34:38.653	12 -	1:59.022	+ 1.271	14:54:05.112
5 -	2:00.126	+ 2.375	14:36:38.779	13 -	1:58.225	+ 0.474	14:56:03.337
6 -	2:00.850	+ 3.099	14:38:39.629	14 -	1:58.793	+ 1.042	14:58:02.130
7 -	4:07.786 P	+ 2:10.035	14:42:47.415	15 -	1:57.751		14:59:59.881
8 -	2:31.207	+ 33.456	14:45:18.622	16 -	1:58.964	+ 1.213	15:01:58.845
75	HENDERSO / GRANT PETERKIN		C2 Austin Healey 3000 MkII				
1 -	2:21.837	+ 27.278	14:28:46.656	9 -	2:30.261	+ 35.702	14:48:30.100
2 -	2:11.689	+ 17.130	14:30:58.345	10 -	2:19.221	+ 24.662	14:50:49.321
3 -	2:25.118	+ 30.559	14:33:23.463	11 -	1:58.502	+ 3.943	14:52:47.823
4 -	2:10.882	+ 16.323	14:35:34.345	12 -	1:56.701	+ 2.142	14:54:44.524
5 -	2:10.171	+ 15.612	14:37:44.516	13 -	1:57.095	+ 2.536	14:56:41.619
6 -	2:12.334	+ 17.775	14:39:56.850	14 -	1:58.049	+ 3.490	14:58:39.668
7 -	3:45.705 P	+ 1:51.146	14:43:42.555	15 -	1:54.559		15:00:34.227
8 -	2:17.284	+ 22.725	14:45:59.839				
77	BLOOHN / NUNN		C3 TVR Griffith				
1 -	2:04.158	+ 10.532	14:27:17.126	9 -	2:22.458	+ 28.832	14:47:43.995
2 -	1:57.801	+ 4.175	14:29:14.927	10 -	2:24.704	+ 31.078	14:50:08.699
3 -	2:08.408	+ 14.782	14:31:23.335	11 -	2:00.343	+ 6.717	14:52:09.042
4 -	3:58.727 P	+ 2:05.101	14:35:22.062	12 -	1:54.747	+ 1.121	14:54:03.789
5 -	2:00.658	+ 7.032	14:37:22.720	13 -	1:54.226	+ 0.600	14:55:58.015
6 -	1:55.464	+ 1.838	14:39:18.184	14 -	1:53.981	+ 0.355	14:57:51.996
7 -	3:33.966 P	+ 1:40.340	14:42:52.150	15 -	1:53.626		14:59:45.622
8 -	2:29.387	+ 35.761	14:45:21.537	16 -	1:55.565	+ 1.939	15:01:41.187
81	TANDY / STRETTON		C3 Jaguar E-Type				
1 -	1:58.785	+ 12.383	14:27:50.374	10 -	2:07.765	+ 21.363	14:46:33.745
2 -	1:51.490	+ 5.088	14:29:41.864	11 -	2:10.165	+ 23.763	14:48:43.910
3 -	1:59.821	+ 13.419	14:31:41.685	12 -	2:19.457	+ 33.055	14:51:03.367
4 -	2:15.962	+ 29.560	14:33:57.647	13 -	1:50.437	+ 4.035	14:52:53.804
5 -	1:48.541	+ 2.139	14:35:46.188	14 -	1:49.887	+ 3.485	14:54:43.691
6 -	1:47.165	+ 0.763	14:37:33.353	15 -	1:48.714	+ 2.312	14:56:32.405
7 -	1:46.402		14:39:19.755	16 -	1:49.855	+ 3.453	14:58:22.260

Car No's 23 & 92 need working transponders - Q.12.2.1

Weather / Track : Sunny / Dry

Brands Hatch GP
Circuit Length = 2.3009 miles
Start: 14:25 End: 15:02

Gentlemen Drivers

QUALIFICATION - RACE 4 - LAP ANALYSIS

8 -	1:47.947	+ 1.545	14:41:07.702	17 -	1:49.249	+ 2.847	15:00:11.509
9 -	3:18.278 P	+ 1:31.876	14:44:25.980				
84	HITCH / SMITH		C1 MG B				
1 -	2:09.990	+ 5.732	14:28:17.803	9 -	2:21.724	+ 17.466	14:47:41.481
2 -	2:09.918	+ 5.660	14:30:27.721	10 -	2:27.806	+ 23.548	14:50:09.287
3 -	2:07.482	+ 3.224	14:32:35.203	11 -	2:08.445	+ 4.187	14:52:17.732
4 -	2:04.258		14:34:39.461	12 -	2:05.404	+ 1.146	14:54:23.136
5 -	3:34.246 P	+ 1:29.988	14:38:13.707	13 -	2:05.886	+ 1.628	14:56:29.022
6 -	2:27.597	+ 23.339	14:40:41.304	14 -	2:04.709	+ 0.451	14:58:33.731
7 -	2:12.719	+ 8.461	14:42:54.023	15 -	2:05.093	+ 0.835	15:00:38.824
8 -	2:25.734	+ 21.476	14:45:19.757				
90	MAHMOUD / AUDI		C3 Jaguar E-Type				
1 -	2:07.201	+ 16.704	14:27:30.274	9 -	2:29.917	+ 39.420	14:45:20.408
2 -	1:54.465	+ 3.968	14:29:24.739	10 -	2:21.768	+ 31.271	14:47:42.176
3 -	2:02.654	+ 12.157	14:31:27.393	11 -	2:25.537	+ 35.040	14:50:07.713
4 -	2:27.127	+ 36.630	14:33:54.520	12 -	2:00.721	+ 10.224	14:52:08.434
5 -	1:52.750	+ 2.253	14:35:47.270	13 -	2:02.224	+ 11.727	14:54:10.658
6 -	1:50.497		14:37:37.767	14 -	1:57.611	+ 7.114	14:56:08.269
7 -	1:50.981	+ 0.484	14:39:28.748	15 -	1:58.916	+ 8.419	14:58:07.185
8 -	3:21.743 P	+ 1:31.246	14:42:50.491	16 -	1:57.441	+ 6.944	15:00:04.626
92	COOKE / DOWD		A2 Cooper T39 Bobtail				
1 -	2:04.075	+ 3.839	14:30:12.303	5 -	2:01.012	+ 0.776	14:38:25.298
2 -	2:06.813	+ 6.577	14:32:19.116	6 -	6:39.773	+ 4:39.537	14:45:05.071
3 -	2:04.934	+ 4.698	14:34:24.050	7 -	2:14.943	+ 14.707	14:47:20.014
4 -	2:00.236		14:36:24.286	8 -	4:20.299	+ 2:20.063	14:51:40.313
94	Peter MALLET		C1 MG B Roadster				
1 -	2:29.502	+ 21.338	14:28:48.701	8 -	2:19.487	+ 11.323	14:47:52.364
2 -	2:31.294	+ 23.130	14:31:19.995	9 -	2:25.021	+ 16.857	14:50:17.385
3 -	2:28.823	+ 20.659	14:33:48.818	10 -	2:08.500	+ 0.336	14:52:25.885
4 -	4:48.932 P	+ 2:40.768	14:38:37.750	11 -	2:08.164		14:54:34.049
5 -	2:18.985	+ 10.821	14:40:56.735	12 -	2:09.144	+ 0.980	14:56:43.193
6 -	2:17.319	+ 9.155	14:43:14.054	13 -	2:11.038	+ 2.874	14:58:54.231
7 -	2:18.823	+ 10.659	14:45:32.877	14 -	2:10.984	+ 2.820	15:01:05.215
97	LOUISODER / LAMBERTY		C3 Jaguar E-Type				
1 -	2:05.932	+ 5.357	14:30:37.314	8 -	2:20.150	+ 19.575	14:49:29.970
2 -	2:07.974	+ 7.399	14:32:45.288	9 -	2:06.744	+ 6.169	14:51:36.714
3 -	3:09.116 P	+ 1:08.541	14:35:54.404	10 -	2:04.584	+ 4.009	14:53:41.298
4 -	2:15.178	+ 14.603	14:38:09.582	11 -	2:01.679	+ 1.104	14:55:42.977
5 -	2:00.575		14:40:10.157	12 -	2:01.371	+ 0.796	14:57:44.348
6 -	2:01.812	+ 1.237	14:42:11.969	13 -	2:00.905	+ 0.330	14:59:45.253
7 -	4:57.851 P	+ 2:57.276	14:47:09.820	14 -	2:02.440	+ 1.865	15:01:47.693
98	GATHERCOLE D / GATHERCOLE L		C1 Lotus Elan Series 1				
1 -	2:56.056	+ 1:06.787	14:28:08.025	8 -	1:50.761	+ 1.492	14:43:37.147
2 -	2:09.036	+ 19.767	14:30:17.061	9 -	2:01.218	+ 11.949	14:45:38.365
3 -	2:07.497	+ 18.228	14:32:24.558	10 -	2:17.570	+ 28.301	14:47:55.935
4 -	2:02.781	+ 13.512	14:34:27.339	11 -	2:19.190	+ 29.921	14:50:15.125
5 -	3:29.676 P	+ 1:40.407	14:37:57.015	12 -	1:54.680	+ 5.411	14:52:09.805
6 -	2:00.102	+ 10.833	14:39:57.117	13 -	3:43.940 P	+ 1:54.671	14:55:53.745
7 -	1:49.269		14:41:46.386				

Car No's 23 & 92 need working transponders - Q.12.2.1

Weather / Track : Sunny / Dry

Brands Hatch GP
Circuit Length = 2.3009 miles
Start: 14:25 End: 15:02

Gentlemen Drivers

RACE 4 - GRID - AMENDED

ROW 19	2:30.575 97 LOUISODER / LAMBERTY	11 CAMPAGNE / KALFF
ROW 18	2:04.390 64 GREEN D / GREEN M	2:08.164 94 Peter MALLET
ROW 17	2:00.236 92 COOKE / DOWD	2:04.258 84 HITCH / SMITH
ROW 16	1:59.954 22 GOMM / KEITH-LUCAS A	2:00.038 58 MAHMOUD / BUSTROS
ROW 15	1:58.228 67 FOSTER / BREWER	1:59.086 17 Gavin HENDERSON
ROW 14	1:57.337 35 ADAMS P / ADAMS B	1:57.751 74 AYLETT / FARRALL
ROW 13	1:56.746 20 DITHERIDGE / BRONSON	1:56.949 18 CARESANI / KOOY
ROW 12	1:54.559 75 HENDERSO / GRANT PETERKIN	1:56.502 23 BANKHURST / MAYDON
ROW 11	1:53.626 77 BLOOHN / NUNN	1:54.241 10 WETHERELL / CAMPBELL
ROW 10	1:53.317 63 SANDILANDS / SMITH	1:53.500 50 SMITHIES / BRONSON
ROW 9	1:52.605 70 GRACE / WELCH	1:52.747 27 NAISMITH / YOUNG
ROW 8	1:50.758 65 Peter THOMPSON	1:52.308 73 CLARKSON / WILLIAMS
ROW 7	1:49.269 98 GATHERCOLE D / GATHERCOLE L	1:50.497 90 MAHMOUD / AUDI
ROW 6	1:48.637 36 WALKER S / FLUX	1:49.106 72 Jamie BOOT
ROW 5	1:48.235 68 COX / METHLEY	1:48.488 1 TICE / CONOLEY
ROW 4	1:47.181 48 SCHRIVVER / HADFIELD	1:47.274 37 WALKER P / WRIGHT
ROW 3	1:46.402 81 TANDY / STRETTON	1:46.444 53 PEARSON J / PEARSON G
ROW 2	1:45.767 13 Shaun LYNN	1:45.887 19 CHILES Snr / CHILES Jnr
ROW 1	1:44.461 46 WHITAKER / REUBEN	1:45.649 71 WILLS / TWYMAN

Pole

Brands Hatch GP
Circuit Length = 2.3009 miles

These results are provisional until the conclusion of any judicial and technical matters.

Clerk of Course :		Timekeeper :
-------------------	--	--------------

Gentlemen Drivers

RACE 4 - CLASSIFICATION - 1 HOUR

POS	NO	CL	NAME	ENTRY	LAPS	TIME	GAP	DIFF	MPH	BEST	ON
1	13	C3	LYNN / LANZANTE	AC Cobra	33	1:00:52.694			74.83	1:45.810	25
2	46	C3	WHITAKER / REUBEN	TVR Griffith	33	1:01:18.534	25.840	25.840	74.30	1:45.292	14
3	72	C3	Jamie BOOT	Jaguar E-Type	33	1:01:52.134	59.440	33.600	73.63	1:47.961	11
4	81	C3	STRETTON / TANDY	Jaguar E-Type	33	1:02:20.886	1:28.192	28.752	73.06	1:45.306	21
5	19	C3	CHILES Snr / CHILES Jnr	AC Cobra	33	1:02:28.947	1:36.253	8.061	72.91	1:45.240	33
6	48	C2	HADFIELD / SCHRYVER	Lotus Elan 26R	33	1:02:29.020	1:36.326	0.073	72.91	1:45.632	7
7	36	C2	WALKER S / FLUX	Lotus Elan 26R	32	1:01:06.339	1 lap	1 lap	72.29	1:47.817	28
8	53	C3	PEARSON J / PEARSON G	Jaguar E-Type	32	1:01:12.082	1 lap	5.743	72.18	1:47.643	27
9	77	C3	BLOOHN / NUNN	TVR Griffith	32	1:01:35.787	1 lap	23.705	71.71	1:48.062	25
10	65	C2	Peter THOMPSON	Marcos 1800GT	32	1:01:39.586	1 lap	3.799	71.64	1:49.302	21
11	1	C2	TICE / CONOLEY	Marcos 1800GT	32	1:01:41.182	1 lap	1.596	71.61	1:48.989	11
12	50	C2	SMITHIES / BRONSON	Austin Healey 3000 Mk I	32	1:02:15.097	1 lap	33.915	70.96	1:51.758	25
13	18	C1	CARESANI / KOOY	Porsche 911	32	1:02:34.336	1 lap	19.239	70.60	1:52.988	23
14	35	C1	ADAMS B / ADAMS P	Turner Mk 11	31	1:00:59.175	2 laps	1 lap	70.17	1:53.257	24
15	17	C3	Gavin HENDERSON	AC Cobra	31	1:01:09.325	2 laps	10.150	69.97	1:52.370	27
16	97	C3	LOUISODER / LAMBERTY	Jaguar E-Type	31	1:01:18.292	2 laps	8.967	69.80	1:53.118	24
17	27	B2	NAISMITH / YOUNG	Aston Martin DB4	31	1:01:55.318	2 laps	37.026	69.11	1:51.141	22
18	10	C2	CAMPBELL / WETHERELL	Triumph TR4	31	1:02:16.926	2 laps	21.608	68.71	1:51.901	23
19	75	C2	GRANT PETERKIN / HENDERSON	Austin Healey 3000 MkII	31	1:02:22.932	2 laps	6.006	68.60	1:52.158	20
20	73	C2	CLARKSON / WILLIAMS	Austin Healey 3000 Mk1	31	1:02:32.069	2 laps	9.137	68.43	1:50.434	18
21	84	C1	SMITH / HITCH	MG B	30	1:01:05.573	3 laps	1 lap	67.79	1:52.916	23
22	67	C2	FOSTER / BREWER	Triumph TR4	30	1:01:33.538	3 laps	27.965	67.27	1:56.223	25
23	58	C3	MAHMOUD / BUSTROS	Ford Shelby Mustang GT350	30	1:01:55.087	3 laps	21.549	66.88	1:55.712	11
24	11	C3	CAMPAGNE / KALFF	Chevrolet Corvette Grand Sport	29	53:13.082	4 laps	1 lap	75.22	1:43.442	24
25	70	C2	WELCH / GRACE	Austin Healey 3000 Mk I	29	58:14.053	4 laps	5:00.971	68.74	1:50.735	22
26	63	C1	SANDILANDS / SMITH	MGB	29	1:00:39.925	4 laps	2:25.872	65.99	2:01.985	20
27	64	C1	GREEN D / GREEN M	MGB	29	1:02:13.109	4 laps	1:33.184	64.34	2:00.690	9
28	68	C2	COX / METHLEY	Marcos 1800GT	28	56:27.708	5 laps	1 lap	68.46	1:48.982	8
29	98	C1	GATHERCOLE D / GATHERCOLE	Lotus Elan Series 1	28	1:01:56.097	5 laps	5:28.389	62.41	1:48.408	23
30	23	C1	BANKHURST / MAYDON	TVR Grantura Mk III	24	48:57.808	9 laps	4 laps	67.66	1:53.818	11
31	71	C3	WILLS / TWYMAN	Bizzarrini 5300 GT	23	43:06.431	10 laps	1 lap	73.65	1:46.515	23
32	74	C1	FARRALL / AYLETT	Diva GT	23	45:38.968	10 laps	2:32.537	69.55	1:52.113	21
33	94	C1	Peter MALLETT	MG B Roadster	23	52:23.342	10 laps	6:44.374	60.60	1:59.546	19
34	22	C3	GOMM / KEITH-LUCAS A	Jaguar E-Type	23	1:00:44.476	10 laps	8:21.134	52.27	1:55.205	21
35	37	A2	WALKER P / WRIGHT	Lotus II Le Mans	21	39:47.484	12 laps	2 laps	72.85	1:48.969	7
36	90	C3	AUDI / MAHMOUD	Jaguar E-Type	9	20:59.901	24 laps	12 laps	59.17	1:54.468	8
37	20	C3	BRONSON / DITHERIDGE	Jaguar E-Type	9	29:56.968	24 laps	8:57.067	41.48	1:49.946	7

FASTEST LAP

11	C3	CAMPAGNE / KALFF	Chevrolet Corvette Grand Sport	24	1:43.442	80.07 mph	128.86 kph
48	C2	HADFIELD / SCHRYVER	Lotus Elan 26R	7	1:45.632	78.41 mph	126.19 kph
98	C1	GATHERCOLE D / GATHERCOLE	Lotus Elan Series 1	23	1:48.408	76.40 mph	122.96 kph
37	A2	WALKER P / WRIGHT	Lotus II Le Mans	7	1:48.969	76.01 mph	122.33 kph
27	B2	NAISMITH / YOUNG	Aston Martin DB4	22	1:51.141	74.52 mph	119.94 kph

Weather / Track : Sunny / Dry

These results are provisional until the conclusion of any judicial and technical matters.

Brands Hatch GP

Circuit Length = 2.3009 miles

Start: 09:15 End: 00:00

Clerk of Course :	Timekeeper :
-------------------	--------------

Gentlemen Drivers

RACE 4 - CLASSIFICATION

POS	NO	CL	NAME	ENTRY	LAPS	TIME	GAP	DIFF	MPH	BEST	ON
1	19	C3	CHILES Snr / CHILES Jnr	AC Cobra	65	2:00:52.041			74.24	1:44.973	35
2	13	C3	LYNN / LANZANTE	AC Cobra	65	2:01:11.178	19.137	19.137	74.04	1:45.810	25
3	36	C2	WALKER S / FLUX	Lotus Elan 26R	65	2:01:18.677	26.636	7.499	73.97	1:46.784	60
4	48	C2	HADFIELD / SCHRYVER	Lotus Elan 26R	65	2:01:21.446	29.405	2.769	73.94	1:45.632	7
5	81	C3	STRETTON / TANDY	Jaguar E-Type	65	2:01:26.349	34.308	4.903	73.89	1:45.306	21
6	72	C3	Jamie BOOT	Jaguar E-Type	65	2:01:34.543	42.502	8.194	73.80	1:47.190	64
7	53	C3	PEARSON J / PEARSON G	Jaguar E-Type	65	2:02:14.883	1:22.842	40.340	73.40	1:45.730	58
8	77	C3	BLOOHN / NUNN	TVR Griffith	64	2:01:12.525	1 lap	1 lap	72.89	1:46.612	56
9	1	C2	TICE / CONOLEY	Marcos 1800GT	64	2:01:34.176	1 lap	21.651	72.67	1:48.989	11
10	17	C3	Gavin HENDERSON	AC Cobra	62	2:02:31.994	3 laps	2 laps	69.85	1:52.370	27
11	18	C1	CARESANI / KOOY	Porsche 911	61	2:01:15.838	4 laps	1 lap	69.44	1:52.988	23
12	73	C2	CLARKSON / WILLIAMS	Austin Healey 3000 Mk1	61	2:01:53.056	4 laps	37.218	69.09	1:50.434	18
13	50	C2	SMITHIES / BRONSON	Austin Healey 3000 Mk I	61	2:01:54.979	4 laps	1.923	69.07	1:51.758	25
14	35	C1	ADAMS B / ADAMS P	Turner Mk 11	61	2:02:37.853	4 laps	42.874	68.67	1:52.401	33
15	97	C3	LOUISODER / LAMBERTY	Jaguar E-Type	60	2:00:59.201	5 laps	1 lap	68.46	1:53.118	24
16	84	C1	SMITH / HITCH	MG B	59	2:01:34.144	6 laps	1 lap	66.99	1:52.916	23
17	75	C2	GRANT PETERKIN / HENDERSON	Austin Healey 3000 MkII	59	2:01:40.703	6 laps	6.559	66.93	1:52.158	20
18	63	C1	SANDILANDS / SMITH	MGB	59	2:01:51.158	6 laps	10.455	66.84	1:53.513	39
19	98	C1	GATHERCOLE D / GATHERCOLE	Lotus Elan Series 1	58	2:01:03.385	7 laps	1 lap	66.14	1:48.408	23
20	64	C1	GREEN D / GREEN M	MGB	58	2:01:15.565	7 laps	12.180	66.03	1:58.574	45
21	22	C3	GOMM / KEITH-LUCAS A	Jaguar E-Type	54	2:02:54.318	11 laps	4 laps	60.65	1:51.966	51
22	27	B2	NAISMITH / YOUNG	Aston Martin DB4	52	1:41:31.286	13 laps	2 laps	70.71	1:50.254	46
23	37	A2	WALKER P / WRIGHT	Lotus II Le Mans	21	39:47.484	44 laps	31 laps	72.85	1:48.969	7

NOT CLASSIFIED

DNC	46	C3	WHITAKER / REUBEN	TVR Griffith	50	1:33:36.402	15 laps		73.74	1:45.292	14
DNC	67	C2	FOSTER / BREWER	Triumph TR4	50	1:43:14.519	15 laps	9:38.117	66.85	1:55.591	46
DNC	65	C2	Peter THOMPSON	Marcos 1800GT	46	1:41:50.476	19 laps	4 laps	62.35	1:49.302	21
DNC	58	C3	MAHMOUD / BUSTROS	Ford Shelby Mustang GT350	43	1:28:06.345	22 laps	3 laps	67.37	1:55.712	11
DNC	70	C2	WELCH / GRACE	Austin Healey 3000 Mk I	41	2:01:23.405	24 laps	2 laps	46.62	1:50.735	22
DNC	10	C2	CAMPBELL / WETHERELL	Triumph TR4	39	1:17:55.216	26 laps	2 laps	69.09	1:51.901	23
DNC	11	C3	CAMPAGNE / KALFF	Chevrolet Corvette Grand Sport	29	53:13.082	36 laps	10 laps	75.22	1:43.442	24
DNC	68	C2	COX / METHLEY	Marcos 1800GT	28	56:27.708	37 laps	1 lap	68.46	1:48.982	8
DNC	23	C1	BANKHURST / MAYDON	TVR Grantura Mk III	24	48:57.808	41 laps	4 laps	67.66	1:53.818	11
DNC	94	C1	Peter MALLETT	MG B Roadster	24	1:14:41.179	41 laps	25:43.371	44.36	1:59.546	19
DNC	71	C3	WILLS / TWYMAN	Bizzarrini 5300 GT	23	43:06.431	42 laps	1 lap	73.65	1:46.515	23
DNC	74	C1	FARRALL / AYLETT	Diva GT	23	45:38.968	42 laps	2:32.537	69.55	1:52.113	21
DNC	90	C3	AUDI / MAHMOUD	Jaguar E-Type	9	20:59.901	56 laps	14 laps	59.17	1:54.468	8
DNC	20	C3	BRONSON / DITHERIDGE	Jaguar E-Type	9	29:56.968	56 laps	8:57.067	41.48	1:49.946	7

FASTEST LAP

11	C3	CAMPAGNE / KALFF	Chevrolet Corvette Grand Sport	24	1:43.442	80.07 mph	128.86 kph
48	C2	HADFIELD / SCHRYVER	Lotus Elan 26R	7	1:45.632	78.41 mph	126.19 kph
98	C1	GATHERCOLE D / GATHERCOLE	Lotus Elan Series 1	23	1:48.408	76.40 mph	122.96 kph
37	A2	WALKER P / WRIGHT	Lotus II Le Mans	7	1:48.969	76.01 mph	122.33 kph
27	B2	NAISMITH / YOUNG	Aston Martin DB4	46	1:50.254	75.12 mph	120.90 kph

Weather / Track : Sunny / Dry

These results are provisional until the conclusion of any judicial and technical matters.

Brands Hatch GP

Circuit Length = 2.3009 miles

Start: 09:15 End: 11:18

Clerk of Course :	Timekeeper :
-------------------	--------------

Gentlemen Drivers

RACE 4 - LAP CHART

Lap 1			Lap 2			Lap 3			Lap 4			Lap 5		
No	Behind	Laptime	No	Behind	Laptime	No	Behind	Laptime	No	Behind	Laptime	No	Behind	Laptime
71		1:51.987	46		1:46.870	46		1:46.241	46		1:46.238	46		1:45.901
46	0.161	1:52.148	71	0.977	1:48.008	71	3.785	1:49.049	81	4.762	1:47.148	94	3 LAPS	2:09.044
81	1.164	1:53.151	81	1.218	1:47.085	81	3.852	1:48.875	48	8.045	1:47.853	81	5.283	1:46.422
19	2.228	1:54.215	19	3.168	1:47.971	48	6.430	1:48.565	71	8.135	1:50.588	48	8.276	1:46.132
13	4.132	1:56.119	48	4.106	1:46.826	19	6.814	1:49.887	19	8.384	1:47.808	19	10.699	1:48.216
48	4.311	1:56.298	13	6.099	1:48.998	13	8.302	1:48.444	13	11.175	1:49.111	13	12.212	1:49.978
37	5.073	1:57.060	37	8.108	1:50.066	37	11.960	1:50.093	37	15.611	1:49.889	13	13.207	1:47.933
53	6.144	1:58.131	36	10.027	1:50.112	36	13.783	1:49.997	36	17.271	1:49.726	37	19.180	1:49.470
36	6.946	1:58.933	53	11.254	1:52.141	53	16.199	1:51.186	53	20.195	1:50.234	36	20.576	1:49.206
1	7.844	1:59.831	1	12.472	1:51.659	1	17.065	1:50.834	1	21.087	1:50.260	11	21.453	1:44.693
68	8.580	2:00.567	98	13.105	1:51.184	98	17.868	1:51.004	98	21.866	1:50.236	53	24.097	1:49.803
98	8.952	2:00.939	68	13.990	1:52.441	68	18.700	1:50.951	11	22.661	1:45.963	1	25.907	1:50.721
72	9.210	2:01.197	72	15.148	1:52.969	72	20.231	1:51.324	68	24.511	1:52.049	98	26.540	1:50.575
65	9.996	2:01.983	65	16.321	1:53.356	65	21.862	1:51.782	72	25.427	1:51.434	68	28.393	1:49.783
73	11.168	2:03.155	73	19.060	1:54.923	11	22.936	1:47.689	65	28.477	1:52.853	72	30.225	1:50.699
27	12.150	2:04.137	27	19.491	1:54.372	73	27.526	1:54.707	73	35.922	1:54.634	65	34.577	1:52.001
70	12.586	2:04.573	70	19.692	1:54.137	27	28.173	1:54.923	27	36.342	1:54.407	20	44.004	1:50.634
50	13.476	2:05.463	50	20.929	1:54.484	50	30.756	1:56.068	50	39.245	1:54.727	73	44.170	1:54.149
90	15.077	2:07.064	11	21.488	1:50.843	70	31.040	1:57.589	20	39.271	1:53.847	27	45.019	1:54.578
10	16.112	2:08.099	20	23.161	1:54.059	20	31.662	1:54.742	70	40.121	1:55.319	50	47.447	1:54.103
20	16.133	2:08.120	75	25.268	1:55.275	75	32.656	1:53.629	75	40.517	1:54.099	75	48.721	1:54.105
75	17.024	2:09.011	10	26.261	1:57.180	10	35.023	1:55.003	10	42.624	1:53.839	70	50.062	1:55.842
11	17.676	2:09.663	18	28.358	1:56.844	18	37.463	1:55.346	77	46.042	1:53.473	77	52.220	1:52.079
77	18.274	2:10.261	90	30.635	2:02.589	77	38.807	1:53.936	18	47.646	1:56.421	10	54.056	1:57.333
18	18.545	2:10.532	77	31.112	1:59.869	90	43.493	1:59.099	90	54.613	1:57.358	18	57.719	1:55.974
23	20.702	2:12.689	23	31.999	1:58.328	35	45.131	1:59.014	35	55.578	1:56.685	90	1:04.785	1:56.073
35	21.113	2:13.100	35	32.358	1:58.276	23	46.087	2:00.329	23	56.951	1:57.102	35	1:06.957	1:57.280
67	24.468	2:16.455	84	32.836	1:54.893	84	46.408	1:59.813	84	57.325	1:57.155	84	1:07.080	1:55.656
58	24.817	2:16.804	58	40.067	2:02.281	58	52.572	1:58.746	58	1:03.681	1:57.347	23	1:07.572	1:56.522
84	24.974	2:16.961	67	41.362	2:03.925	97	54.144	1:58.491	97	1:04.404	1:56.498	58	1:16.620	1:58.840
63	25.042	2:17.029	17	41.580	2:03.051	67	56.253	2:01.132	74	1:09.962	1:58.776	97	1:16.925	1:58.422
17	25.560	2:17.547	97	41.894	2:01.106	17	56.556	2:01.217	17	1:11.240	2:00.922	74	1:21.153	1:57.092
22	27.069	2:19.056	63	44.546	2:06.535	74	57.424	1:58.213	67	1:11.858	2:01.843	17	1:23.002	1:57.663
97	27.819	2:19.806	22	44.736	2:04.698	63	1:01.439	2:03.134	22	1:16.622	2:01.222	67	1:26.982	2:01.025
74	29.498	2:21.485	74	45.452	2:02.985	22	1:01.638	2:03.143	63	1:18.388	2:03.187	22	1:31.598	2:00.877
64	30.535	2:22.522	64	47.620	2:04.116	64	1:03.985	2:02.606	64	1:19.273	2:01.526	64	1:34.758	2:01.386
												63	1:36.273	2:03.786

Weather / Track : Sunny / Dry

Brands Hatch GP
Circuit Length = 2.3009 miles
Start: 09:15 End: 11:18

Gentlemen Drivers

RACE 4 - LAP CHART

Lap 6			Lap 7			Lap 8			Lap 9			Lap 10		
No	Behind	Laptime	No	Behind	Laptime	No	Behind	Laptime	No	Behind	Laptime	No	Behind	Laptime
46		1:45.809	46		1:46.815	46		1:45.550	46		1:47.332	46		1:46.079
81	6.326	1:46.852	64	1 LAP	2:02.247	81	6.022	1:46.461	97	1 LAP	1:57.587	35	1 LAP	1:56.951
48	8.527	1:46.060	81	5.111	1:45.600	48	7.959	1:46.165	81	4.740	1:46.050	81	4.520	1:45.859
19	14.062	1:49.172	63	1 LAP	2:02.227	67	1 LAP	2:00.414	58	1 LAP	1:57.540	48	8.239	1:47.519
13	15.834	1:48.436	48	7.344	1:45.632	71	18.110	1:47.555	74	1 LAP	1:57.431	97	1 LAP	1:55.673
71	16.194	1:49.791	19	15.591	1:48.344	19	19.064	1:49.023	48	6.799	1:46.172	58	1 LAP	1:57.553
94	3 LAPS	2:04.852	71	16.105	1:46.726	13	20.148	1:48.768	17	1 LAP	1:57.623	11	17.042	1:44.455
11	21.116	1:45.472	13	16.930	1:47.911	11	20.345	1:46.896	11	18.666	1:45.653	74	1 LAP	1:57.951
37	23.398	1:50.027	11	18.999	1:44.698	63	1 LAP	2:03.371	71	19.267	1:48.489	22	4 LAPS	7:38.866
36	24.974	1:50.207	37	25.552	1:48.969	64	1 LAP	2:05.919	19	19.949	1:48.217	71	20.198	1:47.010
53	27.646	1:49.358	36	27.539	1:49.380	37	29.291	1:49.289	13	20.918	1:48.102	19	20.523	1:46.653
1	30.077	1:49.979	53	30.062	1:49.231	36	31.080	1:49.091	67	1 LAP	2:01.505	17	1 LAP	1:57.867
98	30.471	1:49.740	1	32.373	1:49.111	53	33.395	1:48.883	37	31.261	1:49.302	13	22.016	1:47.177
68	32.019	1:49.435	98	32.918	1:49.262	1	35.924	1:49.101	36	33.586	1:49.838	37	34.689	1:49.507
72	34.185	1:49.769	68	34.685	1:49.481	98	36.556	1:49.188	53	36.163	1:50.100	36	37.232	1:49.725
65	41.065	1:52.297	72	37.312	1:49.942	68	38.117	1:48.982	1	38.715	1:50.123	67	1 LAP	1:59.995
20	48.723	1:50.528	94	3 LAPS	2:07.487	72	40.675	1:48.913	98	39.016	1:49.792	53	37.928	1:47.844
73	52.323	1:53.962	65	45.047	1:50.797	65	50.655	1:51.158	63	1 LAP	2:04.480	98	42.269	1:49.332
27	52.588	1:53.378	20	51.854	1:49.946	20	57.008	1:50.704	68	41.143	1:50.358	1	43.621	1:50.985
50	54.591	1:52.953	27	58.983	1:53.210	94	3 LAPS	2:04.850	64	1 LAP	2:04.434	68	44.913	1:49.849
75	56.079	1:53.167	73	59.837	1:54.329	27	1:06.199	1:52.766	72	43.106	1:49.763	72	47.831	1:50.804
77	57.596	1:51.185	50	1:00.767	1:52.991	77	1:07.175	1:51.565	65	54.959	1:51.636	64	1 LAP	2:00.690
70	58.789	1:54.536	77	1:01.160	1:50.379	73	1:08.298	1:54.011	27	1:11.545	1:52.678	63	1 LAP	2:04.025
10	1:01.897	1:53.650	75	1:02.528	1:53.264	50	1:09.223	1:54.006	77	1:11.910	1:52.067	65	59.702	1:50.822
18	1:07.373	1:55.463	70	1:06.137	1:54.163	75	1:10.929	1:53.951	73	1:13.960	1:52.994	77	1:16.510	1:50.679
90	1:14.465	1:55.489	10	1:08.526	1:53.444	70	1:12.040	1:51.453	50	1:15.733	1:53.842	27	1:18.222	1:52.756
84	1:15.592	1:54.321	18	1:15.619	1:55.061	10	1:16.144	1:53.168	70	1:17.738	1:53.030	73	1:20.702	1:52.821
23	1:17.459	1:55.696	84	1:22.372	1:53.595	18	1:25.094	1:55.025	75	1:18.493	1:54.896	70	1:23.307	1:51.648
35	1:17.801	1:56.653	90	1:22.998	1:55.348	84	1:30.378	1:53.556	94	3 LAPS	2:07.721	50	1:23.481	1:53.827
58	1:28.919	1:58.108	23	1:24.908	1:54.264	90	1:31.916	1:54.468	10	1:22.332	1:53.520	75	1:25.938	1:53.524
97	1:29.280	1:58.164	35	1:26.602	1:55.616	23	1:33.838	1:54.480	18	1:32.939	1:55.177	10	1:29.641	1:53.388
74	1:31.101	1:55.757	97	1:39.297	1:56.832	35	1:36.533	1:55.481	84	1:36.587	1:53.541	94	3 LAPS	2:03.021
17	1:34.330	1:57.137	58	1:40.654	1:58.550				23	1:41.674	1:55.168	18	1:41.618	1:54.758
67	1:41.419	2:00.246	74	1:41.340	1:57.054							84	1:43.955	1:53.447
			17	1:44.410	1:56.895									

Weather / Track : Sunny / Dry

Brands Hatch GP
Circuit Length = 2.3009 miles
Start: 09:15 End: 11:18

Gentlemen Drivers

RACE 4 - LAP CHART

Lap 11			Lap 12			Lap 13			Lap 14			Lap 15		
No	Behind	Laptime	No	Behind	Laptime	No	Behind	Laptime	No	Behind	Laptime	No	Behind	Laptime
46		1:46.262	46		1:46.686	46		1:45.578	46		1:45.292	46		1:46.856
81	3.775	1:45.517	81	2.976	1:45.887	81	2.864	1:45.466	81	3.370	1:45.798	73	1 LAP	1:52.499
23	1 LAP	1:54.455	18	1 LAP	1:55.492	48	11.041	1:48.259	75	1 LAP	1:54.243	70	1 LAP	1:53.010
48	8.338	1:46.361	84	1 LAP	1:54.991	11	12.798	1:45.563	63	2 LAPS	2:03.364	81	2.733	1:46.219
35	1 LAP	1:56.179	94	4 LAPS	2:03.449	18	1 LAP	1:54.589	10	1 LAP	1:54.148	50	1 LAP	1:53.527
11	15.321	1:44.541	48	8.360	1:46.708	84	1 LAP	1:54.273	11	11.786	1:44.280	11	10.116	1:45.186
71	22.056	1:48.120	23	1 LAP	1:53.818	23	1 LAP	1:55.488	48	12.129	1:46.380	75	1 LAP	1:55.055
19	22.347	1:48.086	11	12.813	1:44.178	94	4 LAPS	2:02.994	18	1 LAP	1:54.007	48	13.539	1:48.266
97	1 LAP	1:56.477	35	1 LAP	1:55.495	71	26.351	1:49.129	84	1 LAP	1:53.089	10	1 LAP	1:54.901
13	24.049	1:48.295	71	22.800	1:47.430	19	26.543	1:49.106	71	28.858	1:47.799	64	2 LAPS	2:06.465
74	1 LAP	1:54.490	19	23.015	1:47.354	13	26.713	1:48.683	19	29.368	1:48.117	63	2 LAPS	2:03.516
58	1 LAP	1:58.063	13	23.608	1:46.245	35	1 LAP	1:57.675	13	29.469	1:48.048	71	29.053	1:47.051
17	1 LAP	1:56.720	97	1 LAP	1:55.421	97	1 LAP	1:56.240	23	1 LAP	1:55.712	19	29.529	1:47.017
37	37.875	1:49.448	74	1 LAP	1:54.580	74	1 LAP	1:55.109	94	4 LAPS	2:02.680	18	1 LAP	1:54.679
36	40.564	1:49.594	58	1 LAP	1:55.712	37	46.850	1:51.597	35	1 LAP	1:56.829	13	30.088	1:47.475
53	41.107	1:49.441	37	40.831	1:49.642	36	48.083	1:50.633	37	52.774	1:51.216	84	1 LAP	1:54.779
98	45.708	1:49.701	17	1 LAP	1:56.150	53	48.465	1:50.865	74	1 LAP	1:54.702	23	1 LAP	1:54.796
1	46.348	1:48.989	36	43.028	1:49.150	58	1 LAP	1:58.956	36	53.097	1:50.306	35	1 LAP	1:57.213
68	48.584	1:49.933	53	43.178	1:48.757	98	52.930	1:50.371	53	53.284	1:50.111	37	55.526	1:49.608
72	49.530	1:47.961	98	48.137	1:49.115	1	53.695	1:49.872	97	1 LAP	1:57.663	53	55.855	1:49.427
22	4 LAPS	2:16.987	1	49.401	1:49.739	72	55.416	1:49.869	98	56.780	1:49.142	36	56.858	1:50.617
67	1 LAP	2:00.465	68	50.975	1:49.077	17	1 LAP	2:02.503	1	58.154	1:49.751	94	4 LAPS	2:03.700
65	1:04.696	1:51.256	72	51.125	1:48.281	65	1:14.213	1:51.948	72	58.882	1:48.758	98	59.008	1:49.084
64	1 LAP	2:01.287	67	1 LAP	1:59.487	67	1 LAP	1:59.445	68	1 LAP	3:39.768	74	1 LAP	1:55.692
63	1 LAP	2:02.802	22	4 LAPS	2:04.289	22	4 LAPS	2:01.052	58	1 LAP	1:58.933	1	1:01.705	1:50.407
77	1:19.675	1:49.427	65	1:07.843	1:49.833	77	1:28.607	1:50.963	17	1 LAP	1:55.386	72	1:01.825	1:49.799
90	2 LAPS	5:12.413	77	1:23.222	1:50.233	27	1:36.522	1:51.374	65	1:19.440	1:50.519	97	1 LAP	1:58.652
27	1:25.136	1:53.176	64	1 LAP	2:02.326	73	1:39.846	1:52.585	67	1 LAP	1:58.602	58	1 LAP	1:58.643
73	1:27.616	1:53.176	27	1:30.726	1:52.276	70	1:40.414	1:52.577	77	1:33.347	1:50.032	17	1 LAP	1:56.840
70	1:28.278	1:51.233	63	1 LAP	2:03.028	50	1:42.878	1:52.834	22	4 LAPS	2:00.770	65	1:23.344	1:50.760
50	1:29.917	1:52.698	73	1:32.839	1:51.909	64	1 LAP	2:01.829	27	1:43.470	1:52.240	77	1:36.787	1:50.296
75	1:33.125	1:53.449	70	1:33.415	1:51.823							67	1 LAP	1:59.447
10	1:36.268	1:52.889	50	1:35.622	1:52.391							27	1:48.787	1:52.173
			75	1:40.085	1:53.646									
			10	1:42.922	1:53.340									

Weather / Track : Sunny / Dry

Brands Hatch GP
 Circuit Length = 2.3009 miles
 Start: 09:15 End: 11:18

Gentlemen Drivers

RACE 4 - LAP CHART

Lap 16			Lap 17			Lap 18			Lap 19			Lap 20		
No	Behind	Laptime	No	Behind	Laptime	No	Behind	Laptime	No	Behind	Laptime	No	Behind	Laptime
81		1:48.547	81		1:48.261	81		2:49.213	81		2:42.531	11		1:44.199
73	1 LAP	1:53.896	11	2.398	1:46.975	11	1.341	2:48.156	11	0.153	2:41.343	81	1.528	1:45.880
70	1 LAP	1:53.265	27	1 LAP	1:53.558	27	1 LAP	2:48.553	27	1 LAP	2:41.645	48	5.129	1:46.551
11	3.684	1:44.848	67	2 LAPS	2:00.618	67	2 LAPS	2:47.199	67	2 LAPS	2:41.721	71	9.134	1:48.513
22	5 LAPS	2:03.852	70	1 LAP	1:52.859	70	1 LAP	2:45.688	70	1 LAP	2:40.873	27	1 LAP	1:52.760
50	1 LAP	1:53.390	48	9.224	1:48.530	48	5.212	2:45.201	48	2.930	2:40.249	19	10.008	1:49.051
48	8.955	1:46.696	50	1 LAP	1:54.599	50	1 LAP	2:42.614	50	1 LAP	2:40.303	13	10.259	1:49.178
75	1 LAP	1:54.466	22	5 LAPS	2:03.290	75	1 LAP	2:33.733	75	1 LAP	2:40.224	70	1 LAP	1:54.090
10	1 LAP	1:53.173	75	1 LAP	1:55.972	71	8.046	2:32.675	71	4.973	2:39.458	50	1 LAP	1:53.094
71	25.695	1:47.922	71	24.584	1:47.150	19	9.468	2:33.061	19	5.309	2:38.372	75	1 LAP	1:54.519
19	26.288	1:48.039	19	25.620	1:47.593	13	10.106	2:32.601	13	5.433	2:37.858	18	1 LAP	1:54.087
13	26.669	1:47.861	13	26.718	1:48.310	84	1 LAP	2:19.522	84	1 LAP	2:39.196	68	2 LAPS	1:54.111
64	2 LAPS	2:04.074	84	1 LAP	1:55.447	18	1 LAP	2:19.700	18	1 LAP	2:39.018	67	2 LAPS	2:01.240
63	2 LAPS	2:02.875	18	1 LAP	1:56.535	68	2 LAPS	2:20.167	68	2 LAPS	2:38.248	84	1 LAP	1:56.581
18	1 LAP	1:54.528	68	2 LAPS	2:00.678	64	2 LAPS	2:16.397	64	2 LAPS	2:40.867	53	20.578	1:51.240
84	1 LAP	1:54.241	64	2 LAPS	2:04.211	63	2 LAPS	2:16.036	63	2 LAPS	2:40.828	37	21.524	1:50.944
23	1 LAP	1:54.486	63	2 LAPS	2:02.959	23	1 LAP	2:12.732	23	1 LAP	2:40.926	36	22.248	1:50.908
53	53.371	1:48.796	10	1 LAP	2:23.159	10	1 LAP	2:13.848	10	1 LAP	2:40.407	98	22.597	1:49.977
37	54.850	1:50.604	23	1 LAP	1:57.023	53	17.128	2:08.838	53	13.690	2:39.093	1	23.850	1:50.700
36	55.278	1:49.700	53	57.503	1:52.393	37	18.310	2:01.654	37	14.932	2:39.153	72	24.638	1:50.296
98	56.973	1:49.245	37	1:05.869	1:59.280	36	19.105	2:02.055	36	15.692	2:39.118	46	25.906	1:50.943
1	59.780	1:49.355	36	1:06.263	1:59.246	98	20.010	2:02.134	98	16.972	2:39.493	10	1 LAP	1:57.304
35	1 LAP	1:58.390	98	1:07.089	1:58.377	1	21.559	2:01.274	1	17.502	2:38.474	65	30.631	1:52.218
46	1:00.272	2:51.552	1	1:09.498	1:57.979	35	1 LAP	2:00.724	35	1 LAP	2:36.614	35	1 LAP	1:56.930
72	1:01.334	1:50.789	35	1 LAP	2:01.290	72	24.830	2:00.615	72	18.694	2:36.395	64	2 LAPS	2:05.061
74	1 LAP	1:55.916	72	1:13.428	2:00.355	46	25.721	1:59.121	46	19.315	2:36.125	74	1 LAP	1:56.781
94	4 LAPS	2:02.873	46	1:15.813	2:03.802	74	1 LAP	1:58.935	74	1 LAP	2:35.340	63	2 LAPS	2:05.244
97	1 LAP	1:55.948	74	1 LAP	1:59.836	94	4 LAPS	2:06.958	94	4 LAPS	2:17.121	77	33.139	1:52.339
65	1:23.638	1:51.574	94	4 LAPS	2:07.904	97	1 LAP	2:07.053	97	1 LAP	2:16.517	97	1 LAP	1:55.187
58	1 LAP	1:59.291	97	1 LAP	2:06.854	65	48.868	2:04.075	65	22.765	2:16.428	58	1 LAP	1:57.085
17	1 LAP	1:58.798	65	1:34.006	1:58.629	58	1 LAP	2:02.176	58	1 LAP	2:17.088	17	1 LAP	1:56.595
20	7 LAPS	14:44.388	58	1 LAP	2:00.128	17	1 LAP	2:02.365	17	1 LAP	2:16.427	94	4 LAPS	2:03.372
77	1:35.944	1:50.437	17	1 LAP	2:00.502	77	52.569	1:57.972	77	25.152	2:15.114	73	2 LAPS	1:50.434
			77	1:43.810	1:56.127	73	2 LAPS	6:01.269	73	2 LAPS	1:51.917	23	1 LAP	2:59.880

Weather / Track : Sunny / Dry

Brands Hatch GP
Circuit Length = 2.3009 miles
Start: 09:15 End: 11:18

Gentlemen Drivers
RACE 4 - LAP CHART

Lap 21			Lap 22			Lap 23			Lap 24			Lap 25		
No	Behind	Laptime	No	Behind	Laptime	No	Behind	Laptime	No	Behind	Laptime	No	Behind	Laptime
11		1:44.372	11		1:44.082	11		1:43.927	11		1:43.442	11		1:44.336
81	2.462	1:45.306	23	2 LAPS	2:02.010	81	7.051	1:46.444	81	9.609	1:46.000	64	3 LAPS	2:02.264
48	8.154	1:47.397	81	4.534	1:46.154	48	14.183	1:47.578	48	17.413	1:46.672	63	3 LAPS	2:02.799
71	12.738	1:47.976	48	10.532	1:46.460	23	2 LAPS	1:58.427	13	22.342	1:46.024	94	5 LAPS	2:02.271
19	12.995	1:47.359	71	16.168	1:47.512	22	9 LAPS	2:11.947	19	24.660	1:48.667	81	11.662	1:46.389
13	13.272	1:47.385	19	16.410	1:47.497	71	18.756	1:46.515	23	2 LAPS	1:59.820	48	19.737	1:46.660
27	1 LAP	1:52.009	13	16.718	1:47.528	19	19.435	1:46.952	22	9 LAPS	1:59.464	13	23.816	1:45.810
70	1 LAP	1:51.836	27	1 LAP	1:52.344	13	19.760	1:46.969	53	41.007	1:49.477	19	28.034	1:47.710
50	1 LAP	1:52.301	70	1 LAP	1:50.981	27	1 LAP	1:51.141	27	1 LAP	1:52.081	23	2 LAPS	1:55.762
75	1 LAP	1:52.158	50	1 LAP	1:52.163	70	1 LAP	1:50.735	36	42.813	1:48.785	53	44.715	1:48.044
68	2 LAPS	1:51.902	53	29.836	1:47.986	53	34.972	1:49.063	70	1 LAP	1:52.904	46	45.753	1:46.265
53	25.932	1:49.726	75	1 LAP	1:53.431	36	37.470	1:48.434	46	43.824	1:47.654	22	9 LAPS	1:57.444
37	27.818	1:50.666	36	32.963	1:48.688	98	38.494	1:48.408	98	44.291	1:49.239	36	47.059	1:48.582
36	28.357	1:50.481	68	2 LAPS	1:51.842	50	1 LAP	1:53.822	1	45.763	1:49.241	27	1 LAP	1:52.029
98	29.037	1:50.812	98	34.013	1:49.058	46	39.612	1:48.441	68	2 LAPS	1:49.749	70	1 LAP	1:52.905
1	29.143	1:49.665	1	34.679	1:49.618	1	39.964	1:49.212	72	47.969	1:49.880	1	52.028	1:50.601
18	1 LAP	1:55.622	46	35.098	1:48.907	68	2 LAPS	1:51.724	50	1 LAP	1:54.553	68	2 LAPS	1:49.338
72	29.582	1:49.316	72	35.234	1:49.734	72	41.531	1:50.224	77	51.977	1:48.522	72	53.143	1:49.510
46	30.273	1:48.739	18	1 LAP	1:54.157	75	1 LAP	1:55.002	75	1 LAP	1:52.981	77	55.703	1:48.062
84	1 LAP	1:56.589	65	41.187	1:49.708	77	46.897	1:49.226	65	54.322	1:49.628	50	1 LAP	1:52.187
67	2 LAPS	2:00.095	77	41.598	1:48.310	65	48.136	1:50.876	18	1 LAP	1:52.988	75	1 LAP	1:52.448
10	1 LAP	1:53.187	84	1 LAP	1:54.108	18	1 LAP	1:54.019	84	1 LAP	1:52.916	65	1:00.983	1:50.997
65	35.561	1:49.302	10	1 LAP	1:53.007	84	1 LAP	1:53.615	10	1 LAP	1:51.901	18	1 LAP	1:53.469
77	37.370	1:48.603	67	2 LAPS	1:58.037	10	1 LAP	1:52.547	74	1 LAP	1:52.405	10	1 LAP	1:54.240
35	1 LAP	1:54.607	74	1 LAP	1:52.113	74	1 LAP	1:53.079	73	2 LAPS	1:52.556	84	1 LAP	1:54.970
74	1 LAP	1:53.246	35	1 LAP	1:53.980	35	1 LAP	1:55.806	35	1 LAP	1:55.214	73	2 LAPS	1:51.449
97	1 LAP	1:54.504	97	1 LAP	1:53.843	97	1 LAP	1:54.570	97	1 LAP	1:55.240	35	1 LAP	1:53.257
58	1 LAP	1:57.688	73	2 LAPS	1:50.977	73	2 LAPS	1:50.892	67	2 LAPS	1:59.292	97	1 LAP	1:53.118
73	2 LAPS	1:52.633	17	1 LAP	1:53.826	67	2 LAPS	1:59.207	17	1 LAP	1:53.734	17	1 LAP	1:55.727
64	2 LAPS	2:02.861	58	1 LAP	1:56.490	17	1 LAP	1:53.488	58	1 LAP	1:57.601	67	2 LAPS	1:58.474
17	1 LAP	1:58.616	64	2 LAPS	2:02.145	58	1 LAP	1:56.262				58	1 LAP	1:57.857
63	2 LAPS	2:04.854	63	2 LAPS	2:01.985	64	2 LAPS	2:01.677						
94	4 LAPS	2:01.529	94	4 LAPS	2:00.580	63	2 LAPS	2:02.511						
22	8 LAPS	10:14.952				94	4 LAPS	1:59.546						

Weather / Track : Sunny / Dry

Brands Hatch GP
 Circuit Length = 2.3009 miles
 Start: 09:15 End: 11:18

Gentlemen Drivers

RACE 4 - LAP CHART

Lap 26			Lap 27			Lap 28			Lap 29			Lap 30		
No	Behind	Laptime	No	Behind	Laptime	No	Behind	Laptime	No	Behind	Laptime	No	Behind	Laptime
11		1:44.095	11		1:44.805	11		1:44.118	11		1:44.611	81		1:46.788
81	15.725	1:48.158	67	3 LAPS	1:56.952	97	2 LAPS	1:56.131	35	2 LAPS	1:55.282	97	2 LAPS	1:56.883
64	3 LAPS	2:02.531	58	2 LAPS	1:57.685	17	2 LAPS	1:55.373	97	2 LAPS	1:56.653	17	2 LAPS	1:55.685
94	5 LAPS	1:59.927	81	18.097	1:47.177	19	1 LAP	3:08.936	17	2 LAPS	1:52.370	13	7.283	1:46.391
63	3 LAPS	2:02.190	13	28.174	1:47.193	67	3 LAPS	1:56.223	19	1 LAP	1:53.537	48	8.700	1:46.666
13	25.786	1:46.065	48	29.120	1:46.279	81	21.380	1:47.401	81	24.167	1:47.398	67	3 LAPS	1:57.292
48	27.646	1:52.004	64	3 LAPS	2:01.523	58	2 LAPS	1:59.250	67	3 LAPS	1:56.785	53	1 LAP	3:14.781
19	32.834	1:48.895	94	5 LAPS	2:02.002	13	29.994	1:45.938	13	31.847	1:46.464	98	5 LAPS	10:27.054
46	49.385	1:47.727	63	3 LAPS	2:03.707	48	31.057	1:46.055	48	32.989	1:46.543	58	2 LAPS	1:58.315
53	50.318	1:49.698	46	50.515	1:45.935	64	3 LAPS	2:00.977	58	2 LAPS	1:58.968	46	31.881	1:46.408
36	51.754	1:48.790	53	53.156	1:47.643	46	53.949	1:47.552	46	56.428	1:47.090	36	40.530	1:48.518
27	1 LAP	1:52.790	36	54.858	1:47.909	94	5 LAPS	2:00.807	70	2 LAPS	3:24.369	70	2 LAPS	2:03.313
1	58.214	1:50.281	27	1 LAP	1:52.635	53	57.413	1:48.375	36	1:02.967	1:49.021	72	55.046	1:49.710
23	2 LAPS	1:57.895	72	1:05.731	1:50.733	36	58.557	1:47.817	64	3 LAPS	2:01.877	1	1:01.142	1:51.799
70	1 LAP	1:52.177	1	1:05.820	1:52.411	63	3 LAPS	2:02.964	72	1:16.291	1:49.969	27	1 LAP	1:52.124
72	59.803	1:50.755	70	1 LAP	1:51.992	84	2 LAPS	3:13.889	77	1:16.632	1:49.578	68	2 LAPS	1:52.196
68	2 LAPS	1:52.553	77	1:06.937	1:50.500	72	1:10.933	1:49.320	63	3 LAPS	2:03.014	65	1:05.633	1:50.161
77	1:01.242	1:49.634	68	2 LAPS	1:51.884	77	1:11.665	1:48.846	1	1:20.298	1:49.991	64	3 LAPS	2:06.032
22	9 LAPS	1:59.154	65	1:14.010	1:51.790	27	1 LAP	1:53.098	27	1 LAP	1:51.535	63	3 LAPS	2:02.550
50	1 LAP	1:51.758	50	1 LAP	1:53.704	1	1:14.918	1:53.216	68	2 LAPS	1:50.401	50	1 LAP	1:52.331
65	1:07.025	1:50.137	22	9 LAPS	1:57.652	68	2 LAPS	1:52.495	65	1:26.427	1:50.891	22	9 LAPS	1:55.205
75	1 LAP	1:52.858	75	1 LAP	1:52.857	65	1:20.147	1:50.255	50	1 LAP	1:52.603	18	1 LAP	1:54.095
18	1 LAP	1:53.673	18	1 LAP	1:53.340	50	1 LAP	1:52.197	75	1 LAP	1:53.724	10	1 LAP	1:54.865
10	1 LAP	1:52.730	10	1 LAP	1:52.975	75	1 LAP	1:53.967	84	2 LAPS	2:18.206	73	2 LAPS	1:51.874
84	1 LAP	1:53.447	73	2 LAPS	1:51.483	22	9 LAPS	1:58.374	22	9 LAPS	1:55.797	84	2 LAPS	2:04.480
73	2 LAPS	1:52.357	35	1 LAP	1:53.647	18	1 LAP	1:53.676	18	1 LAP	1:53.626	19	1:44.665	1:46.597
35	1 LAP	1:53.444				10	1 LAP	1:53.226	10	1 LAP	1:53.200	35	1 LAP	1:54.315
97	1 LAP	1:54.826				73	2 LAPS	1:51.532	73	2 LAPS	1:52.220			
17	1 LAP	1:54.857							35	1 LAP	1:53.464			
									19	2:09.023	1:47.250			

Weather / Track : Sunny / Dry

Brands Hatch GP
Circuit Length = 2.3009 miles
Start: 09:15 End: 11:18

Gentlemen Drivers
RACE 4 - LAP CHART

Lap 31			Lap 32			Lap 33			Lap 34			Lap 35		
No	Behind	Laptime	No	Behind	Laptime	No	Behind	Laptime	No	Behind	Laptime	No	Behind	Laptime
13		1:46.582	13		1:46.985	13		1:47.807	13		1:48.461	13		1:48.371
17	2 LAPS	1:56.046	35	2 LAPS	1:55.789	35	2 LAPS	1:53.975	22	10 LAPS	1:58.707	46	1 LAP	3:13.023
97	2 LAPS	1:59.180	17	2 LAPS	1:54.346	84	3 LAPS	2:03.827	63	4 LAPS	2:03.503	75	3 LAPS	2:09.442
53	1 LAP	1:54.903	97	2 LAPS	1:57.653	36	1 LAP	3:12.221	35	2 LAPS	1:52.974	35	2 LAPS	1:52.401
67	3 LAPS	1:59.134	53	1 LAP	1:48.758	17	2 LAPS	1:53.049	70	4 LAPS	4:38.892	63	4 LAPS	2:02.882
46	25.602	1:47.586	46	25.851	1:47.234	53	1 LAP	1:47.756	53	1 LAP	1:47.212	53	1 LAP	1:47.089
77	1 LAP	3:13.961	67	3 LAPS	1:57.961	97	2 LAPS	1:57.100	36	1 LAP	1:58.774	70	4 LAPS	2:00.788
36	36.216	1:49.551	58	3 LAPS	3:48.136	46	25.840	1:47.796	17	2 LAPS	1:56.424	36	1 LAP	1:50.991
98	5 LAPS	2:12.053	1	1 LAP	3:16.267	67	3 LAPS	1:59.322	84	3 LAPS	2:04.378	17	2 LAPS	1:53.629
75	2 LAPS	3:17.051	77	1 LAP	1:59.256	77	1 LAP	1:52.856	97	2 LAPS	1:57.385	67	4 LAPS	3:30.567
72	52.070	1:50.889	98	5 LAPS	1:57.797	65	1 LAP	3:18.982	77	1 LAP	1:52.006	84	3 LAPS	2:02.092
70	2 LAPS	1:55.133	27	2 LAPS	3:29.572	1	1 LAP	1:59.736	1	1 LAP	1:50.542	77	1 LAP	1:52.393
65	1:02.702	1:50.934	72	54.691	1:49.606	72	59.440	1:52.556	65	1 LAP	1:55.770	1	1 LAP	1:50.055
50	1 LAP	1:54.373	10	2 LAPS	3:21.552	58	3 LAPS	2:14.991	72	59.723	1:48.744	65	1 LAP	1:50.912
64	3 LAPS	2:05.449	75	2 LAPS	2:09.993	27	2 LAPS	1:59.000	27	2 LAPS	1:52.897	72	1:00.151	1:48.799
81	1:17.704	3:11.569	50	1 LAP	1:52.622	98	5 LAPS	2:03.785	98	5 LAPS	1:59.248	50	2 LAPS	3:16.313
63	3 LAPS	2:02.817	81	1:27.258	1:56.539	64	4 LAPS	3:37.810	58	3 LAPS	2:03.188	27	2 LAPS	1:51.751
48	1:25.916	3:11.081	73	2 LAPS	1:52.912	50	1 LAP	1:52.569	81	1:28.831	1:49.100	98	5 LAPS	1:58.436
18	1 LAP	1:53.756	63	3 LAPS	2:02.108	10	2 LAPS	2:01.703	19	1:33.800	1:46.008	18	2 LAPS	3:19.723
22	9 LAPS	1:57.605	48	1:35.054	1:56.123	81	1:28.192	1:48.741	48	1:37.544	1:49.679	81	1:29.665	1:49.205
73	2 LAPS	1:51.502	18	1 LAP	1:54.534	75	2 LAPS	2:06.234	64	4 LAPS	2:08.380	58	3 LAPS	2:01.212
19	1:38.554	1:47.754	19	1:38.820	1:47.251	19	1:36.253	1:45.240	73	2 LAPS	1:52.232	19	1:30.402	1:44.973
84	2 LAPS	2:04.469	22	9 LAPS	1:58.780	48	1:36.326	1:49.079	10	2 LAPS	2:07.945	48	1:37.729	1:48.556
						73	2 LAPS	1:52.312				73	2 LAPS	1:51.976
						18	1 LAP	1:54.145						

Weather / Track : Sunny / Dry

Brands Hatch GP
 Circuit Length = 2.3009 miles
 Start: 09:15 End: 11:18

Gentlemen Drivers

RACE 4 - LAP CHART

Lap 36			Lap 37			Lap 38			Lap 39			Lap 40		
No	Behind	Laptime	No	Behind	Laptime	No	Behind	Laptime	No	Behind	Laptime	No	Behind	Laptime
13		1:47.804	13		1:48.506	13		1:47.849	13		1:46.266	13		3:10.466
22	11 LAPS	3:36.202	73	3 LAPS	1:53.081	18	3 LAPS	1:58.606	98	6 LAPS	1:55.571	19	0.611	1:45.943
10	3 LAPS	1:55.858	10	3 LAPS	1:55.573	58	4 LAPS	2:00.589	46	1 LAP	1:49.686	97	3 LAPS	1:59.502
64	5 LAPS	2:01.860	46	1 LAP	1:49.020	46	1 LAP	1:47.295	53	1 LAP	1:49.807	27	2 LAPS	1:51.912
46	1 LAP	1:58.623	53	1 LAP	1:47.318	53	1 LAP	1:46.061	18	3 LAPS	2:00.395	67	4 LAPS	1:57.405
53	1 LAP	1:47.375	64	5 LAPS	2:01.768	10	3 LAPS	1:55.035	58	4 LAPS	2:00.906	75	3 LAPS	2:06.452
97	3 LAPS	3:21.524	35	3 LAPS	3:40.670	63	5 LAPS	3:24.692	10	3 LAPS	1:55.593	81	17.369	1:49.913
75	3 LAPS	2:06.848	22	11 LAPS	2:16.364	64	5 LAPS	1:59.765	63	5 LAPS	1:59.702	50	2 LAPS	1:54.249
36	1 LAP	1:50.759	36	1 LAP	1:50.784	36	1 LAP	1:49.578	36	1 LAP	1:49.088	48	24.521	1:48.687
63	4 LAPS	2:02.954	75	3 LAPS	2:05.596	22	11 LAPS	2:00.917	64	5 LAPS	2:00.307	73	3 LAPS	1:53.838
17	2 LAPS	1:52.975	17	2 LAPS	1:54.299	35	3 LAPS	2:11.471	17	2 LAPS	1:54.651	70	7 LAPS	1:59.418
67	4 LAPS	2:04.577	97	3 LAPS	2:10.934	17	2 LAPS	1:54.624	22	11 LAPS	1:59.870	65	2 LAPS	2:00.659
77	1 LAP	1:51.577	77	1 LAP	1:50.568	97	3 LAPS	2:02.207	35	3 LAPS	2:03.181	53	40.592	1:46.370
1	1 LAP	1:50.969	1	1 LAP	1:50.593	77	1 LAP	1:50.279	77	1 LAP	1:49.705	46	44.034	1:49.655
84	3 LAPS	2:02.805	67	4 LAPS	1:58.099	75	3 LAPS	2:07.936	1	1 LAP	1:49.531	98	5 LAPS	1:56.339
65	1 LAP	1:50.491	72	1:01.072	1:49.327	1	1 LAP	1:50.362	97	3 LAPS	2:01.641	84	3 LAPS	2:02.249
72	1:00.251	1:47.904	65	1 LAP	1:51.735	72	1:00.834	1:47.611	75	3 LAPS	2:05.935	36	1:04.206	1:49.662
50	2 LAPS	1:59.754	84	3 LAPS	2:02.880	67	4 LAPS	1:59.654	19	1:25.134	1:46.362	72	1:07.117	1:53.066
27	2 LAPS	1:51.365	27	2 LAPS	1:51.669	27	2 LAPS	1:51.495	27	2 LAPS	1:52.084	18	2 LAPS	1:59.947
19	1:28.561	1:45.963	50	2 LAPS	1:54.818	19	1:25.038	1:47.837	67	4 LAPS	2:00.521	10	2 LAPS	1:56.438
81	1:31.710	1:49.849	19	1:25.050	1:44.995	50	2 LAPS	1:56.955	50	2 LAPS	1:54.281	63	4 LAPS	1:55.399
98	5 LAPS	1:57.772	81	1:32.231	1:49.027	81	1:33.602	1:49.220	81	1:37.922	1:50.586	58	3 LAPS	2:00.311
48	1:41.197	1:51.272	48	1:41.912	1:49.221	73	3 LAPS	3:18.684	70	7 LAPS	8:29.058	77	1:32.488	1:49.940
18	2 LAPS	2:07.620	98	5 LAPS	1:57.094	84	3 LAPS	2:18.529	65	2 LAPS	4:15.550	1	1:34.030	1:50.115
58	3 LAPS	2:02.852				48	1:42.924	1:48.861	48	1:46.300	1:49.642	64	4 LAPS	1:59.848
									73	3 LAPS	2:00.000	22	10 LAPS	1:56.768
									98	5 LAPS	1:55.483			
									84	3 LAPS	2:03.466			
									53	2:04.688	1:47.695			
									46	2:04.845	1:48.615			
									18	2 LAPS	1:58.817			
									10	2 LAPS	1:56.710			
									58	3 LAPS	2:00.450			
									72	2:24.517	3:09.949			
									36	2:25.010	1:48.648			
									63	4 LAPS	1:54.304			
									64	4 LAPS	2:00.160			

Weather / Track : Sunny / Dry

Brands Hatch GP
Circuit Length = 2.3009 miles
Start: 09:15 End: 11:18

Gentlemen Drivers

RACE 4 - LAP CHART

Lap 41			Lap 42			Lap 43			Lap 44			Lap 45		
No	Behind	Laptime	No	Behind	Laptime	No	Behind	Laptime	No	Behind	Laptime	No	Behind	Laptime
19		1:45.759	19		1:45.820	19		1:46.814	19		1:46.467	19		1:47.009
35	3 LAPS	1:59.851	64	5 LAPS	2:00.033	77	1 LAP	1:53.511	1	1 LAP	1:52.150	84	4 LAPS	2:00.933
97	3 LAPS	1:57.864	22	11 LAPS	1:58.235	64	5 LAPS	1:59.002	77	1 LAP	1:50.770	65	3 LAPS	1:53.237
27	2 LAPS	1:52.918	35	3 LAPS	1:59.236	22	11 LAPS	1:57.516	58	4 LAPS	2:00.036	1	1 LAP	1:50.098
13	14.700	2:01.070	27	2 LAPS	1:51.949	27	2 LAPS	1:51.722	64	5 LAPS	1:58.826	77	1 LAP	1:50.495
81	19.645	1:48.646	13	21.542	1:52.662	13	25.758	1:51.030	13	29.244	1:49.953	18	3 LAPS	1:58.425
67	4 LAPS	1:57.320	81	23.633	1:49.808	81	26.526	1:49.707	81	30.605	1:50.546	58	4 LAPS	1:58.344
48	28.158	1:50.007	97	3 LAPS	2:00.338	35	3 LAPS	1:58.806	22	11 LAPS	1:57.939	13	31.098	1:48.863
50	2 LAPS	1:54.331	48	31.068	1:48.730	48	32.376	1:48.122	27	2 LAPS	1:52.823	81	32.079	1:48.483
75	3 LAPS	2:07.048	50	2 LAPS	1:54.156	97	3 LAPS	1:58.429	48	34.045	1:48.136	48	37.138	1:50.102
73	3 LAPS	1:53.396	67	4 LAPS	1:59.386	53	42.964	1:47.351	35	3 LAPS	1:57.318	27	2 LAPS	1:52.479
70	7 LAPS	1:53.659	53	42.427	1:47.673	67	4 LAPS	1:57.454	53	43.000	1:46.503	64	5 LAPS	1:59.037
65	2 LAPS	1:52.582	70	7 LAPS	1:53.416	46	49.860	1:48.497	97	3 LAPS	1:58.962	53	42.470	1:46.479
53	40.574	1:46.352	73	3 LAPS	1:54.625	70	7 LAPS	1:52.653	46	52.062	1:48.669	22	11 LAPS	1:58.883
46	45.312	1:47.648	46	48.177	1:48.685	73	3 LAPS	1:52.721	73	3 LAPS	1:54.143	35	3 LAPS	1:57.808
98	5 LAPS	1:55.255	75	3 LAPS	2:07.412	36	1:12.739	1:49.582	67	4 LAPS	1:58.649	46	53.282	1:48.229
84	3 LAPS	2:00.475	98	5 LAPS	1:55.693	72	1:13.442	1:49.213	50	3 LAPS	4:08.605	97	3 LAPS	2:00.624
36	1:06.548	1:48.712	36	1:09.971	1:49.243	75	3 LAPS	2:04.848	36	1:14.847	1:48.575	73	3 LAPS	1:54.083
17	2 LAPS	3:15.001	72	1:11.043	1:48.243	98	5 LAPS	1:57.535	72	1:15.237	1:48.262	67	4 LAPS	1:57.697
72	1:08.620	1:47.873	17	2 LAPS	1:57.982	17	2 LAPS	1:53.762	98	5 LAPS	1:56.578	36	1:15.862	1:48.024
10	2 LAPS	1:55.138	84	3 LAPS	2:01.903	84	3 LAPS	2:00.431	75	3 LAPS	2:03.195	72	1:16.225	1:47.997
63	4 LAPS	1:53.917	63	4 LAPS	1:54.442	63	4 LAPS	1:53.513	17	2 LAPS	1:53.162	50	3 LAPS	1:58.207
18	2 LAPS	1:58.726	65	2 LAPS	2:36.927	65	2 LAPS	1:58.825	63	4 LAPS	1:53.851	98	5 LAPS	1:56.355
58	3 LAPS	2:01.125	18	2 LAPS	1:57.113	18	2 LAPS	1:57.813				17	2 LAPS	1:55.513
77	1:39.338	1:53.220	58	3 LAPS	1:59.555									
1	1:39.506	1:51.846	1	1:43.801	1:50.115									

Weather / Track : Sunny / Dry

Brands Hatch GP
 Circuit Length = 2.3009 miles
 Start: 09:15 End: 11:18

Gentlemen Drivers
RACE 4 - LAP CHART

Lap 46			Lap 47			Lap 48			Lap 49			Lap 50		
No	Behind	Laptime	No	Behind	Laptime	No	Behind	Laptime	No	Behind	Laptime	No	Behind	Laptime
19		1:46.958	19		1:46.773	19		1:46.978	19		1:46.637	19		1:48.276
63	5 LAPS	1:53.943	17	3 LAPS	1:55.781	98	6 LAPS	1:56.750	98	6 LAPS	1:56.130	35	4 LAPS	2:18.410
75	4 LAPS	2:06.535	63	5 LAPS	1:53.953	17	3 LAPS	1:53.654	17	3 LAPS	1:53.276	50	4 LAPS	1:54.880
1	1 LAP	1:50.991	1	1 LAP	1:50.461	1	1 LAP	1:49.474	1	1 LAP	1:49.356	67	5 LAPS	1:58.241
65	3 LAPS	1:53.536	77	1 LAP	1:51.707	63	5 LAPS	1:55.423	63	5 LAPS	1:54.278	97	4 LAPS	2:00.871
77	1 LAP	1:49.514	65	3 LAPS	1:52.607	65	3 LAPS	1:53.144	77	1 LAP	1:48.174	1	1 LAP	1:50.423
18	3 LAPS	1:56.367	70	10 LAPS	6:33.339	77	1 LAP	1:56.747	81	41.452	1:48.578	17	3 LAPS	1:55.711
84	4 LAPS	2:15.933	75	4 LAPS	2:05.590	81	39.511	1:50.008	13	42.971	1:47.939	98	6 LAPS	1:58.056
13	33.717	1:49.577	18	3 LAPS	1:57.418	18	3 LAPS	1:58.772	53	44.396	1:46.572	77	1 LAP	1:49.436
58	4 LAPS	2:00.239	81	36.481	1:49.192	13	41.669	1:48.960	48	51.049	1:49.485	63	5 LAPS	1:54.251
81	34.062	1:48.941	13	39.687	1:52.743	75	4 LAPS	2:08.150	18	3 LAPS	1:57.623	81	40.944	1:47.768
48	38.757	1:48.577	48	44.738	1:52.754	53	44.461	1:46.101	27	2 LAPS	1:50.700	13	41.503	1:46.808
27	2 LAPS	1:50.564	53	45.338	1:50.037	48	48.201	1:50.441	46	59.418	1:46.810	53	41.991	1:45.871
53	42.074	1:46.562	27	2 LAPS	1:53.257	27	2 LAPS	1:50.254	75	4 LAPS	2:06.410	48	50.650	1:47.877
64	5 LAPS	1:59.296	84	4 LAPS	2:02.557	46	59.245	1:48.520	22	11 LAPS	1:54.246	27	2 LAPS	1:51.134
22	11 LAPS	1:56.165	58	4 LAPS	2:02.451	84	4 LAPS	2:01.279	36	1:19.899	1:47.903	46	57.883	1:46.741
46	55.141	1:48.817	46	57.703	1:49.335	22	11 LAPS	1:55.650	72	1:20.918	1:48.336	18	3 LAPS	1:58.516
35	3 LAPS	1:56.735	22	11 LAPS	1:56.854	64	5 LAPS	1:59.123	64	5 LAPS	1:59.194	36	1:19.216	1:47.593
73	3 LAPS	1:55.640	64	5 LAPS	2:00.055	36	1:18.633	1:47.396	73	3 LAPS	1:55.056	75	4 LAPS	2:04.285
36	1:17.158	1:48.254	35	3 LAPS	1:56.283	72	1:19.219	1:47.295	84	4 LAPS	2:28.675	72	1:20.992	1:48.350
72	1:17.431	1:48.164	36	1:18.215	1:47.830	35	3 LAPS	1:54.837				22	11 LAPS	1:55.126
97	3 LAPS	1:59.816	72	1:18.902	1:48.244	73	3 LAPS	1:54.033				64	5 LAPS	1:58.574
67	4 LAPS	1:57.064	73	3 LAPS	1:54.439	97	3 LAPS	1:58.451				73	3 LAPS	1:54.230
50	3 LAPS	1:53.334	97	3 LAPS	1:58.704	67	4 LAPS	1:56.241						
98	5 LAPS	1:56.455	67	4 LAPS	1:57.233	50	3 LAPS	1:52.868						
			50	3 LAPS	1:53.889									

Weather / Track : Sunny / Dry

Brands Hatch GP
 Circuit Length = 2.3009 miles
 Start: 09:15 End: 11:18

Gentlemen Drivers
RACE 4 - LAP CHART

Lap 51			Lap 52			Lap 53			Lap 54			Lap 55		
No	Behind	Laptime	No	Behind	Laptime	No	Behind	Laptime	No	Behind	Laptime	No	Behind	Laptime
19		1:47.089	19		1:48.405	19		2:30.285	19		2:28.067	19		1:46.048
50	4 LAPS	1:54.103	73	4 LAPS	1:53.955	73	4 LAPS	2:27.044	73	4 LAPS	2:28.341	73	4 LAPS	1:50.801
84	5 LAPS	2:03.420	64	6 LAPS	2:00.536	64	6 LAPS	2:27.604	50	4 LAPS	2:28.489	50	4 LAPS	1:52.382
35	4 LAPS	1:56.805	50	4 LAPS	1:54.039	50	4 LAPS	2:17.133	64	6 LAPS	2:29.536	35	4 LAPS	1:57.032
67	5 LAPS	1:55.591	35	4 LAPS	1:55.257	35	4 LAPS	2:14.019	35	4 LAPS	2:29.245	67	5 LAPS	1:56.441
97	4 LAPS	1:57.432	67	5 LAPS	1:56.011	67	5 LAPS	2:13.674	67	5 LAPS	2:29.156	1	1 LAP	1:52.282
1	1 LAP	1:49.698	84	5 LAPS	2:00.409	84	5 LAPS	2:12.138	84	5 LAPS	2:30.576	53	16.358	1:47.502
77	1 LAP	1:48.837	1	1 LAP	1:49.835	1	1 LAP	2:12.352	1	1 LAP	2:31.048	77	1 LAP	1:51.581
17	3 LAPS	1:54.226	97	4 LAPS	1:58.747	97	4 LAPS	2:10.548	97	4 LAPS	2:31.151	64	6 LAPS	2:01.676
98	6 LAPS	1:55.789	77	1 LAP	1:49.647	77	1 LAP	2:08.470	77	1 LAP	2:30.804	81	19.430	1:50.238
63	5 LAPS	1:54.015	17	3 LAPS	1:54.498	17	3 LAPS	2:02.368	53	14.904	2:32.283	48	20.773	1:49.125
81	41.791	1:47.936	53	41.428	1:47.664	53	10.688	1:59.545	17	3 LAPS	2:33.112	13	21.044	1:50.053
53	42.169	1:47.267	81	43.266	1:49.880	81	11.363	1:58.382	81	15.240	2:31.944	36	24.262	1:49.078
13	42.670	1:48.256	98	6 LAPS	1:58.576	98	6 LAPS	2:01.055	98	6 LAPS	2:27.766	84	5 LAPS	2:02.517
48	51.430	1:47.869	63	5 LAPS	1:54.812	63	5 LAPS	2:01.448	63	5 LAPS	2:27.906	97	4 LAPS	1:59.867
27	2 LAPS	1:52.360	13	46.366	1:52.101	13	17.486	2:01.405	13	17.039	2:27.620	72	26.616	1:51.188
18	3 LAPS	1:57.842	48	51.889	1:48.864	48	17.822	1:56.218	48	17.696	2:27.941	98	6 LAPS	1:57.639
36	1:20.082	1:47.955	27	2 LAPS	1:51.504	27	2 LAPS	1:56.083	70	15 LAPS	2:26.843	70	15 LAPS	1:54.836
72	1:22.523	1:48.620	18	3 LAPS	1:58.241	18	3 LAPS	1:58.089	27	2 LAPS	2:15.048	63	5 LAPS	1:57.642
22	11 LAPS	1:54.658	36	1:22.577	1:50.900	36	50.371	1:58.079	18	3 LAPS	1:59.015	17	3 LAPS	2:00.984
75	4 LAPS	2:06.294	72	1:27.298	1:53.180	72	52.871	1:55.858	36	21.232	1:58.928	18	3 LAPS	1:57.076
			22	11 LAPS	1:57.401	22	11 LAPS	1:56.566	72	21.476	1:56.672	22	11 LAPS	1:54.041
			75	4 LAPS	2:07.552	75	4 LAPS	2:08.027	22	11 LAPS	1:55.261	75	4 LAPS	2:05.138
									65	8 LAPS	12:24.915			
									75	4 LAPS	2:06.542			

Weather / Track : Sunny / Dry

Brands Hatch GP
 Circuit Length = 2.3009 miles
 Start: 09:15 End: 11:18

Gentlemen Drivers

RACE 4 - LAP CHART

Lap 56			Lap 57			Lap 58			Lap 59			Lap 60		
No	Behind	Laptime	No	Behind	Laptime	No	Behind	Laptime	No	Behind	Laptime	No	Behind	Laptime
19		1:46.021	19		1:46.532	19		1:46.787	19		1:47.356	19		1:46.945
73	4 LAPS	1:52.142	75	5 LAPS	2:07.503	77	1 LAP	1:48.352	13	23.931	1:48.177	63	6 LAPS	1:53.529
50	4 LAPS	1:52.561	73	4 LAPS	1:51.844	13	23.110	1:47.516	77	1 LAP	1:49.731	13	24.759	1:47.773
1	1 LAP	1:50.423	77	1 LAP	1:46.612	48	26.360	1:48.637	48	26.518	1:47.514	77	1 LAP	1:47.309
77	1 LAP	1:49.567	13	22.381	1:46.980	81	27.697	1:49.290	36	27.460	1:46.796	48	27.109	1:47.536
13	21.933	1:46.910	50	4 LAPS	1:54.047	36	28.020	1:48.588	81	29.495	1:49.154	36	27.299	1:46.784
48	23.057	1:48.305	1	1 LAP	1:50.128	73	4 LAPS	1:57.865	1	1 LAP	1:49.941	81	30.410	1:47.860
81	23.261	1:49.852	48	24.510	1:47.985	1	1 LAP	1:51.496	73	4 LAPS	1:51.739	1	1 LAP	1:50.146
36	25.828	1:47.587	81	25.194	1:48.465	50	4 LAPS	1:54.663	50	4 LAPS	1:52.012	73	4 LAPS	1:52.654
35	4 LAPS	1:57.661	36	26.219	1:46.923	75	5 LAPS	2:09.931	72	37.403	1:49.305	72	39.078	1:48.620
72	29.813	1:49.218	72	32.595	1:49.314	72	35.454	1:49.646	75	5 LAPS	2:07.056	50	4 LAPS	1:52.870
64	6 LAPS	2:00.124	35	4 LAPS	1:55.392	35	4 LAPS	1:55.801	35	4 LAPS	1:56.103	35	4 LAPS	1:56.610
97	4 LAPS	1:59.266	64	6 LAPS	1:59.699	97	4 LAPS	1:56.592	17	3 LAPS	1:54.118	17	3 LAPS	1:53.160
98	6 LAPS	1:59.067	97	4 LAPS	1:55.979	17	3 LAPS	1:54.462	97	4 LAPS	1:56.898	75	5 LAPS	2:07.056
84	5 LAPS	2:02.914	17	3 LAPS	1:55.078	98	6 LAPS	1:57.369	98	6 LAPS	1:55.629	22	11 LAPS	1:53.189
17	3 LAPS	1:57.918	98	6 LAPS	1:56.911	64	6 LAPS	2:01.751	22	11 LAPS	1:52.311	97	4 LAPS	1:56.334
22	11 LAPS	1:55.202	84	5 LAPS	2:02.030	22	11 LAPS	1:52.792	64	6 LAPS	1:59.601	98	6 LAPS	1:57.982
18	3 LAPS	2:06.262	22	11 LAPS	1:53.433	84	5 LAPS	2:01.790	18	3 LAPS	1:58.002	64	6 LAPS	1:58.649
63	5 LAPS	2:44.116	18	3 LAPS	1:57.836	18	3 LAPS	1:56.099	84	5 LAPS	2:00.929	53	1:29.881	1:46.677
53	1:28.637	2:58.300	53	1:32.541	1:50.436	53	1:31.484	1:45.730	53	1:30.149	1:46.021	18	3 LAPS	1:57.693
			63	5 LAPS	1:57.191	63	5 LAPS	1:54.178				84	5 LAPS	1:59.872

Weather / Track : Sunny / Dry

Brands Hatch GP
 Circuit Length = 2.3009 miles
 Start: 09:15 End: 11:18

Gentlemen Drivers
RACE 4 - LAP CHART

Lap 61			Lap 62			Lap 63			Lap 64			Lap 65		
No	Behind	Laptime	No	Behind	Laptime	No	Behind	Laptime	No	Behind	Laptime	No	Behind	Laptime
19		1:47.097	19		1:48.133	19		1:48.216	19		1:48.873	19		1:47.668
13	23.927	1:46.265	84	6 LAPS	2:01.499	64	7 LAPS	1:59.234	98	7 LAPS	1:58.686	97	5 LAPS	1:57.690
77	1 LAP	1:46.749	13	22.553	1:46.759	18	4 LAPS	1:58.498	64	7 LAPS	1:59.623	98	7 LAPS	1:56.678
63	6 LAPS	2:10.465	77	1 LAP	1:46.646	75	6 LAPS	2:09.924	18	4 LAPS	1:55.902	13	19.137	1:47.711
36	28.107	1:47.905	36	27.604	1:47.630	84	6 LAPS	2:00.246	13	19.094	1:46.865	77	1 LAP	1:48.042
48	28.352	1:48.340	48	28.069	1:47.850	13	21.102	1:46.765	77	1 LAP	1:47.024	64	7 LAPS	2:00.205
81	32.307	1:48.994	81	33.129	1:48.955	77	1 LAP	1:46.675	36	25.482	1:47.804	18	4 LAPS	1:57.976
1	1 LAP	1:49.384	1	1 LAP	1:49.795	36	26.551	1:47.163	75	6 LAPS	2:06.684	36	26.636	1:48.822
72	43.010	1:51.029	63	6 LAPS	2:00.703	48	28.114	1:48.261	48	28.579	1:49.338	48	29.405	1:48.494
73	4 LAPS	1:53.034	72	43.361	1:48.484	81	33.866	1:48.953	84	6 LAPS	2:00.754	70	24 LAPS	17:57.430
50	4 LAPS	1:52.248	73	4 LAPS	1:52.012	1	1 LAP	1:49.792	81	33.358	1:48.365	81	34.308	1:48.618
35	4 LAPS	1:55.668	50	4 LAPS	1:52.026	72	43.746	1:48.601	1	1 LAP	1:49.429	84	6 LAPS	2:00.892
17	3 LAPS	1:52.544	35	4 LAPS	1:55.260	63	6 LAPS	1:54.892	72	42.063	1:47.190	1	1 LAP	1:49.066
22	11 LAPS	1:54.347	17	3 LAPS	1:53.306	73	4 LAPS	1:52.397	63	6 LAPS	1:54.495	72	42.502	1:48.107
97	4 LAPS	1:57.933	22	11 LAPS	1:51.966	50	4 LAPS	1:52.541	73	4 LAPS	1:52.465	75	6 LAPS	2:09.386
53	1:30.515	1:47.731	53	1:28.518	1:46.136	35	4 LAPS	1:55.660	50	4 LAPS	1:52.242	63	6 LAPS	1:54.834
98	6 LAPS	1:58.846	97	4 LAPS	1:57.296	53	1:26.673	1:46.371	53	1:24.051	1:46.251	73	4 LAPS	1:52.517
75	5 LAPS	2:10.996	98	6 LAPS	1:56.545	17	3 LAPS	1:54.156	17	3 LAPS	1:54.568	50	4 LAPS	1:51.886
64	6 LAPS	1:58.990				22	11 LAPS	1:52.670	35	4 LAPS	1:58.536	53	1:22.842	1:46.459
18	3 LAPS	1:57.090				97	4 LAPS	1:57.924	22	11 LAPS	1:56.822	17	3 LAPS	1:54.431
												35	4 LAPS	1:57.234
												22	11 LAPS	2:10.179

Weather / Track : Sunny / Dry

Brands Hatch GP
 Circuit Length = 2.3009 miles
 Start: 09:15 End: 11:18